



Cite this: *Green Chem.*, 2024, **26**, 7059

## Efficient access to hexaaryl-substituted borazines in batch and continuous-flow†

Alireza Nazari Khodadadi, Ejdi Cela, Dario Marchionni, Fan Huang, Francesco Ferlin  and Luigi Vaccaro \*

Borazine-doped  $\pi$ -conjugated frameworks have significantly contributed to advancing the application of boron–nitrogen-doped organic materials. However, the challenging synthetic procedure has imposed limits on progress. In the case of hexaaryl-substituted borazines (HABs), the instability of  $B, B', B''$ -trichloro- $N, N', N''$ -triarylborazine (TCB) due to the high reactivity of the boron site necessitates the synthesis and nucleophilic substitution of the chlorinated borazine under strict avoidance of moisture and oxygen to obtain HABs. Moving toward an ideal more sustainable synthesis, the first continuous flow process for the synthesis of HABs has been developed, enabling fast and safe boron arylation. The new process facilitates the neutralization and cleanup of the TCB solution from acidic by-products by utilizing an inorganic scavenger. By making use of bio-derived 2-MeTHF as reaction medium, the common wasteful isolation procedure of HABs can be avoided, thus allowing not only simplifying the preparation of substituted borazines in high yields but also minimizing its environmental impact and improving its safety profile.

Received 17th February 2024,  
Accepted 22nd May 2024

DOI: 10.1039/d4gc00830h

[rsc.li/greenchem](http://rsc.li/greenchem)

### Introduction

Borazine ( $H_3B_3N_3H_3$ ), discovered by Stock and Pohland in 1926,<sup>1</sup> is the isoelectronic and (partially) isostructural inorganic analogue of benzene in which C=C bonds are replaced by boron–nitrogen (B–N) bonds.<sup>2,3</sup> The B–N bond causes weaker cyclic  $\pi$ -electron delocalization in borazine<sup>4</sup> and stronger polarity, thus increasing the HOMO–LUMO gap, delivering unique optoelectronic properties in this class of molecules.<sup>5–9</sup> These properties make borazine and its derivatives valuable molecular frameworks that can be incorporated as dopants into organic materials to modify their electronic and optical properties.<sup>10–14</sup>

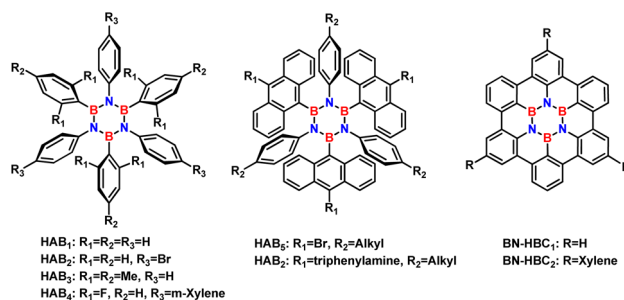
In addition to hexagonal boron–nitrogen–carbon (h-BNC) and hexagonal boron–nitrogen (h-BN) sheets, the synthesis of borazine-doped organic architectures with acceptable thermal and hydrolytic stability has given rise to a new class of materials in organic electronics that is growing rapidly.<sup>15–18</sup> Significant examples of hexaaryl-substituted borazine (HAB) are shown in Fig. 1, where borazine is substituted by aromatic moieties. To explore the optoelectronic properties of HABs, hexaphenylborazine and  $B$ -trimesityl- $N$ -triphenylborazine (Fig. 1, HAB1 and HAB3 respectively) were incorporated into

light-emitting diodes (LEDs) and light-emitting electrochemical cells (LECs).

Development of a facile synthetic methodology to access organic borazines in an efficient and potentially larger scale, may help the progress of their application in different fields of fundamental and applied interest.

From the synthetic point of view, dehydrogenation<sup>19,20</sup> using diborane or metal borohydride, and (cyclo)condensation<sup>10,21</sup> with  $BX_3$ , are among the most widely relevant strategies for the preparation of  $N$ -aryl substituted borazines. Subsequently, access to HABs can be achieved by functionalizing chlorinated boron atoms using arylstannanes<sup>22</sup> *via* metal-catalysis or nucleophilic substitutions with organolithium or organomagnesium.<sup>23</sup>

This latter approach for the synthesis of  $N$ -substituted borazine derivatives is the most fundamental method that consists



**Fig. 1** Aryl-substituted borazines with improved photophysical properties compared to their all-carbon analogues.

Laboratory of Green S.O.C. – Dipartimento di Chimica, Biologia e Biotecnologie,  
Università degli Studi di Perugia, Via Elce di Sotto 8, 06123 – Perugia, Italy.

E-mail: [luigi.vaccaro@unipg.it](mailto:luigi.vaccaro@unipg.it); <https://greensoc.chm.unipg.it/>

† Electronic supplementary information (ESI) available. See DOI: <https://doi.org/10.1039/d4gc00830h>



in the condensation reaction in which an amine and usually a boron halide are used to generate *B,B',B''*-trichloro-*N,N',N''*-triphenylborazole (TCB) intermediate (Fig. 2) with an active *B*-halide site ready for further derivatization.<sup>24</sup> The use of boron trichloride does not only facilitate dehydrohalogenation (in comparison with boron trifluoride),<sup>24</sup> but also improves selectivity for the ring closure compared to the corresponding boron tribromide.<sup>25</sup>

In 1958, Stafiej first reported a two-pot synthetic procedure to obtain hexaphenylborazine *via* the TCB prepared in 73% yield by reacting boron trichloride and aniline in toluene.<sup>21</sup> The procedure proceeded after the isolation of TCB from the reaction mixture and its reaction with Ph-Li or Ph-MgBr.<sup>21</sup> The yields of the *B*-arylation step were 18% or 65%, respectively (Fig. 2a). Despite the low productivity and difficulties in handling sensitive intermediates, this procedure was the most versatile tool for the preparation of alkyl/aryl substituted borazines until 2005, when Yamaguchi and coworkers developed a one-pot protocol, which was further optimized by Bonifazi.<sup>18,26</sup> In this protocol, TCB was treated without isolation from the mixture<sup>14</sup> and the main impurity, hydrochloric acid, was removed by freeze-pump-thaw procedure (Fig. 2b).<sup>13,26</sup>

Although this approach improved the initial procedure, it still required strictly controlled conditions to achieve moderate or satisfactory yields.

Therefore, for these reasons, we have decided to define a protocol for the safe, faster, and productive synthesis of HABs.

Our final goal is also to disclose a protocol that could possibly simplify access to a larger-scale production of HABs libraries.

The protocol should be able to eliminate the risks and difficulties associated with handling sensitive intermediates, low productivity, long reaction time, the use of petrol-based

reaction media, and potentially facilitate scaling up the process.

At this aim, we have directed our attention and efforts toward implementing current batch syntheses into an inherently more sustainable continuous flow protocol.<sup>27–33</sup>

Efficient heat and mass transfer, advanced mixing efficiency, unique scalability, and reaction control, along with the ability to operate under safer conditions are some of the useful advantages of continuous flow processing<sup>34–39</sup> that we intended to exploit within this work.

Besides, to the best of our knowledge, there is no example on the use of flow conditions in the fundamental processes based on boron arylation. Therefore, the present study represents the first approach in this direction (Fig. 2c).

We believe that a significant advance in sustainability for the specific synthesis of HABs can be achieved by combining the advantages of flow chemistry with the possibility of using an environmentally benign reaction medium.<sup>40–45</sup>

## Results and discussion

We have initially studied the batch-to-flow translation by studying in detail the two-pot consecutive batch procedure (Fig. 2b). The synthesis of TCB using BCl<sub>3</sub> has been clearly explained by Bettinger and co-workers.<sup>46</sup> Briefly, it involves complexation and condensation steps in which the combination of the amine and boron sources, at low temperature, leads to the formation of a RNH<sub>2</sub>·BCl<sub>3</sub> complex. Then, the process proceeds *via* the unimolecular ring closure<sup>47</sup> or dehydrochlorination<sup>48</sup> of the complex at high temperature towards the (cyclo)condensation step. Evidently, the formation of TCB is accompanied by the formation of large amounts of HCl, which must be removed before its reaction with a nucleophile (*e.g.* organolithium or organomagnesium).

In the above-mentioned optimized procedures,<sup>14,18,26</sup> repetitive freeze pump thawing is used to remove the acid but this approach cannot be effective in a continuous-flow reactor.

Another critical point for batch-to-flow transition is the solubility of TCB intermediate as it strongly depends on the substituted aniline utilized. Indeed, most of the differently substituted TCBS herein synthesized are insoluble at the low temperatures required for the second step, which is the addition of nucleophile. This condition must be avoided when working in flow, as TCB precipitation will inevitably clog the system. To solve these issues, we planned to study both the adoption of a heterogeneous scavenger capable of removing the HCl formed in flow and the efficiency of the process in the presence of an adequate co-solvent capable of dissolving TCB to pass it through the flow system.

### Screening of co-solvent

The solubility of TCB derivatives in nonpolar solvents is generally lower compared to polar or moderately polar solvents like ethereal solvents. However, the key reason for synthesizing TCB in a nonpolar solvent such as toluene is to promote the

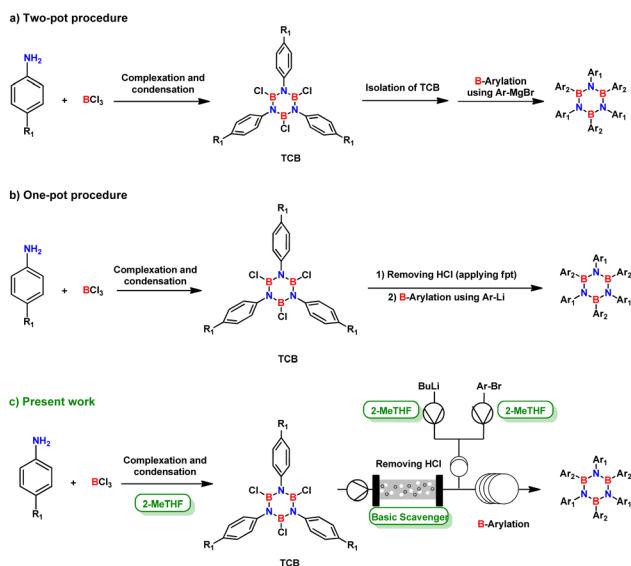


Fig. 2 Evolution of common synthetic routes for obtaining HABs by condensation/nucleophilic substitution.



easy thermal dehydrochlorination of the Lewis acid–base adduct, leading to an enhanced yield of TCB formation.<sup>49</sup>

Therefore, we decided that the best approach is to add the co-solvent only after the formation of TCB to eliminate its negative impact on its formation. Type and quantity of co-solvent has been carefully studied to control its influence on the subsequent aryllithium functionalization step.

Results are summarized in Table 1. Nevertheless, acknowledging that a higher concentration can have a positive impact on the TCB functionalization step, opting for the smallest volume of co-solvent (determined through stepwise cooling down and solubilization) was deemed preferable. This choice was evident in the case of DME, where an increase in the amount was observed to negatively affect the reaction's productivity.

Considering the acid stability of the co-solvent as well as moisture content, CPME, and 2-MeTHF are the best candidates for our purpose (compared to DME, THF, and DEE). Interestingly, 2-MeTHF was selected as the very promising choice as giving almost comparable yields against the control experiment while unfortunately CPME negatively affected the final yield of HAB.

### Screening of heterogeneous basic scavengers for HCl elimination

The presence of HCl can terminate the functionalization of TCB with organolithium. From a practical standpoint, installing a cartridge filled with a basic scavenger can remove the unwanted acid. What limits scavenger screening is the sensitivity of the intermediate, where an active boron site can be attacked by various nucleophiles. In addition, the insolubility

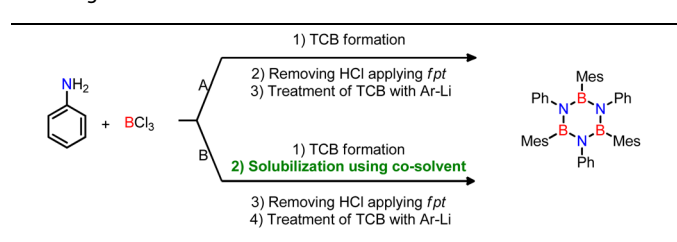
of protonated scavengers was considered since the reactivity of the organolithium can be negatively affected by these impurities. Bearing in mind sensitivity of TCB and organolithium species, different classes of basic scavengers were investigated, including polymer-supported organic bases, clay minerals, and inorganic antiacids (Table 2).

Through this experimentation, we experienced that inert quartz beads can be used to disperse the scavenger and regulate the movement and residence time of the solution. To investigate the compatibility of TCB with the scavenger, the sensitive intermediate was analyzed by <sup>11</sup>B NMR before and after the scavenging stage.

The quest for an efficient scavenger commenced with the screening of polymeric organic bases (Table 2, entries 1–4), including diethylaminomethyl polystyrene, Amberlyst A21 free base, and PS-tetraalkylammonium carbonate. However, the performance of the selected amine-based polymeric bases proved unimpressive, with issues such as leaching of the base from the support and trapping of TCB. Alternatively, the use of an organic base that is not soluble in the reaction media was explored (Table 2, entry 5). Di(1*H*-imidazol-1-yl) butane (BisIm) was synthesized *ad-hoc* for investigation.<sup>50</sup> We speculated that, the absence of polymer support and the presence of the imidazole moiety could positively impact HCl removal compared to PS-NR2. However, a non-compatibility with TCB was observed which led to a negative result.

Then, the use of commercial inorganic basic materials was explored (Table 2, entries 6–11). The main problem with the use of these scavengers is the water content. Although the moisture content was minimized by long-term drying, TCB

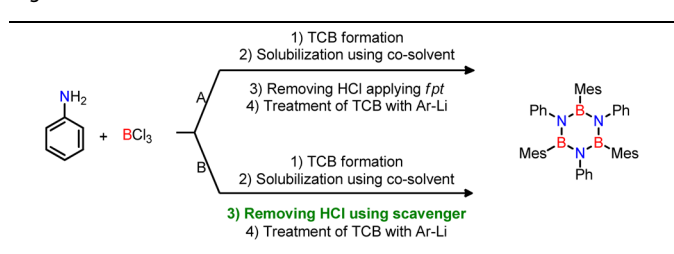
**Table 1** Screening of different co-solvents to solubilize TCB before removing HCl<sup>a</sup>



Entry	Reaction medium	Yield <sup>b</sup> (%)
1	– (Control)	49
2	Tetrahydrofuran	31
3	Cyclopentyl methyl ether	27
4	Anisole	38
5	2-MeTHF	45
6	1,2-Dimethoxyethane (DME)	45
7	Diethyl ether	19
8	<i>o</i> -Dichlorobenzene	<10
9	Dichloromethane	Trace
10	1,2-Dichloroethane	<10

<sup>a</sup> Reaction conditions: aniline (3.3 mmol, 1.0 equiv.); BCl<sub>3</sub> (1.2 equiv.), Mes–Li prepared with treatment of mesitylbromide (5.28 mmol) and *n*-BuLi (8.0 mmol). <sup>b</sup> Isolated yield over two steps. Further details are explained in ESI.†

**Table 2** Screening of different basic scavengers before treating with organolithium<sup>a</sup>



Entry	Reaction medium	Yield <sup>b</sup> (%)
1	– (Control)	49
2	Diethylaminomethyl–polystyrene	Trace
3	Amberlyst A21 free base	<10
4	PS-tetraalkylammonium carbonate	Trace
5	Di(1 <i>H</i> -imidazol-1-yl) butane (BisIm)	0
6	Montmorillonite K10	<10
7	Montmorillonite, surface modified	0
8	Hydrotalcite	<5
9	Basic aluminum oxide	Trace
10	Calcium carbonate	52
11	Sodium carbonate	Trace

<sup>a</sup> Reaction conditions: aniline (3.3 mmol, 1.0 equiv.); BCl<sub>3</sub> (1.2 equiv.), Mes–Li prepared with treatment of mesitylbromide (5.28 mmol) and *n*-BuLi (8.0 mmol), 2-MeTHF (10.0 mL), scavenger (1.0 g dispersed in quartz beads 1 mm). <sup>b</sup> Isolated yield over two steps. Further details are explained in ESI.†



was degraded after passing through these scavengers. Among all the bases tested, calcium carbonate, due to its compatibility with TCB, insolubility in the reaction media, and efficient HCl removal, was found to be the best candidate to function as an acid scavenger leading to good results even in comparison with control experiments. The improvement of porosity by dispersing dry  $\text{CaCO}_3$  in quartz beads lead to a 52% yield in the synthesis of  $(\text{Mes-B-N-Ph})_3$ . To be accurate, 0.5 and 1.0 mm quartz beads were tested in different portions to control the residence time of the solution in the scavenging medium, and the amount of scavenger was also minimized by designing a reaction model in which the HCl concentration and the solvent mixture were the same as the TCB mixture.

### Development of the continuous flow process

To improve the productivity of the reaction and minimize the waste associated, we focused on the development of the continuous flow protocol. Initially, we proposed a modular flow system to produce both TCB and organolithium in two separate reactors. The target compound will be eventually obtained by merging these two flow procedures. Despite the adoption of different flow conditions and reactor setups, yield of TCB did not exceed 15%. This confirmed again that the synthesis of TCB in a closed system cannot be satisfactory due to the inefficient removal of HCl which can substantially hamper the condensation of  $\text{RNH}_2\cdot\text{BCl}_3$  complex.<sup>46</sup>

The subsequent development started with an examination of the bromine–lithium exchange reaction in a flow (labelled R-A). First, a Br/Li exchange reaction model between *n*-BuLi and mesityl bromide followed by protonation with MeOH was considered to optimise the influencing parameters such as residence time, molar ratio of reagents, concentration, and flow rates. In addition to the conversion of mesityl bromide, the formation of mesitylene was also considered to confirm the minimum formation of homocoupling and *n*-butyl mesityl formation. The reactor type, mixer, and concentration were chosen to achieve the highest possible flow rate, and concentration for a high throughput system. Regarding the lithiation agent, there was no significant difference between *n*-BuLi and *t*BuLi, while the molar ratio (changes in concentration and flow rate) significantly changed the exchange results.

In addition, the optimal molar ratio of *n*-BuLi to Mes-Br was found to be 1.0, whereas in batch systems the use of 2.1 equivalents of *t*BuLi or 1.2 equivalents of *n*-BuLi at  $-78^\circ\text{C}$  was reported under strictly controlled conditions for a limited scale.<sup>13,14</sup> Concerning both bromine/lithium exchange and aryl lithium decomposition of mesityl bromide, the residence time was optimized, and as shown in Table 3, less mesitylene formation was observed with longer residence times.

After the production of aryl lithium in reactor-A was optimized, this was intently delivered to the second reactor (labelled R-B), where the TCB solution was subjected to arylation and the formation of HAB. At that time, with the intention to optimize the final isolation of the product while preserving the waste minimization, we reasonably thought that a good

**Table 3** Flow parameter optimization for Br–Li exchange reaction of mesityl bromide and *n*-BuLi<sup>a</sup>

#	$F_{n\text{-BuLi}}$ ( $\text{mL min}^{-1}$ )	$F_{\text{Mes-Br}}$ ( $\text{mL min}^{-1}$ )	Molar ratio	Residence time (s)	Yield of $\mathbf{a}^b$ (%)
1	1.0	3.47	0.8	10.54	28
2	1.2	3.33	1.0	10.39	84.4
3	1.2	3.33	1.0	10.39	81.4 <sup>c</sup>
4	1.4	3.24	1.2	10.15	71.8
5	1.6	3.17	1.4	9.87	46
6	1.2	3.33	1.0	8.32	58.9
7	1.2	3.33	1.0	12.47	38.4
8	1.5	4.16	1.0	8.32	93
9	1.8	5.0	1.0	6.92	>99
10	2.0	5.56	1.0	6.23	>99

<sup>a</sup> Reaction conditions: solution of mesityl bromide (0.18 M in THF) and *n*-BuLi (0.5 M in hexane) were introduced to the flow system fabricated by PTFE tube ( $\varnothing$ i.d.: 1 mm) at  $0^\circ\text{C}$  using high-pressure syringe pump. <sup>b</sup> Yield of mesitylene determined by GC. <sup>c</sup> Using *t*-BuLi instead of *n*-BuLi. Further details are explained in ESI.†

strategy could simplify as much as possible the composition of the mixture in terms of reaction media.

Considering waste minimization, we replaced the THF used to dilute the aryl-bromide with 2-MeTHF while keeping the same final molar concentration (0.18 M). Within this refinement, as 2-MeTHF is almost insoluble in water, we could also avoid wasteful extraction procedures.

Continuing with the process optimization, the TCB solution was cleaned up by passing it through an Omnifit column filled with calcium carbonate dispersed in quartz beads. To control the flow rate, a backpressure regulator was installed upstream of the second micromixer (M2). Treatment of TCB with aryl lithium under a continuous flow regime was more complicated, as triple arylation of TCB without degradation appeared to be difficult. Initial studies showed low product formation at residence times below 32 seconds (Table 4, entries 1–4) using a T-mixer with 2.0 mm of internal diameter, and unlike batch process arylation of TCB, where the reaction should start at a low temperature, the reaction in the continuous flow process at low temperature was found to furnish HAB in low yield (obtained 17% and 18% at  $-15^\circ\text{C}$  and  $0^\circ\text{C}$ , respectively).

By increasing mixing efficiency with a T-shaped mixer with a smaller inner diameter ( $\varnothing$ i.d. = 0.5 mm) and the molar ratio of Ar–Li/TCB with a concomitant increasing in the temperature for the B-arylation stage (R-B) to room temperature ( $23^\circ\text{C}$ ) improved the reaction efficiency of HAB formation (Table 4, entry 5), indicating that the substitution of boron by the aryl lithium intermediate was enhanced by more efficient mixing of the solutions. Not surprisingly, we also confirmed that low-





Table 4 Flow parameter optimization for synthesis of HAB<sup>a</sup>

#	$F_{TCB}$ (mL min <sup>-1</sup> )	[TCB] (mol L <sup>-1</sup> )	Temp. (°C)	Residence time(s)	Yield <sup>b</sup> (%)
1	2.0	0.050	-15	32	17 <sup>c</sup>
2	2.0	0.050	0	32	18 <sup>c</sup>
3	2.0	0.050	r. t.	19	19 <sup>c</sup>
4	2.0	0.050	r. t.	26	39 <sup>c</sup>
5	2.0	0.050	r. t.	42	64
6	1.8	0.050	r. t.	80	74
7	2.0	0.044	r. t.	42	35

<sup>a</sup> Reaction conditions: solution of TCB(*B,B',B''*-trichloro-*N,N',N''*-tri(4-*tert*-butylphenyl)), 0.05 M in toluene/heptane/2-MeTHF) produced from aniline derivatives (1.0 equiv.); BCl<sub>3</sub> (1.2 equiv.) was introduced using high-pressure syringe pumps to the flow system fabricated by PEEK Tee (ID: 0.5 mm) and PTFE tube (Ø.i.d.: 1 mm) at r.t. and Mes-Li preparation reactor was same as Table 3. <sup>b</sup> Isolated yield over two steps. <sup>c</sup> Using T-mixer with ID: 2.0 mm, residence time was altered by changing tube length, tube diameter, or flow rate.

ering the concentration of TCB led to a lower yield of HAB (entry 6 compared to 7).

Having established the feasibility and soundness of the flow system, the scope was broadened by synthesizing various TCBs (*B,B',B''*-trichloro-*N,N',N''*-tri(4-substituted phenyl)) and aryl bromides (Fig. 3).

1,3 dimethyl aryl bromides were mainly selected for the synthesis of hydrolytically stable HABs in which the empty p orbital of B is shielded by the presence of methyl groups.<sup>23</sup> The system is well-suited for producing various substituted borazines, encompassing not only alkylated aryl rings. Remarkably, the continuous flow system was used for the synthesis of (*B,B',B''*-tri(2,6-difluorophenyl)-*N,N',N''*-tri(4-substituted phenyl)), which serves as a precursor for the synthesis of BN-HBCs. Slight modifications were made to prevent the formation of benzyne and to increase the boron arylation step, as shown in Fig. 4. Benzyne formation was minimized by increasing the mixing efficiency and shorter residence time in both Br-Li exchange and B-substitution reactors. Independent of the residence time, this reaction is predominantly affected by the reactor tube diameter. Therefore, implementing the usage of a PTFE tube with a smaller diameter (0.8 mm) proved essential for achieving the desired product.

Aminated HABs are substrates of high interest because they display peculiar optical properties.<sup>7,14</sup> In this context, by replacing *n*-BuLi with *t*-BuLi and with almost identical conditions (Fig. 5), aminated HABs were successfully synthesized, thus encompassing the usual problems encountered with the preparation of such compounds.

Importantly, the final work-up of all the HABs synthesized was very simple due to the presence of 2-MeTHF, hexane (from

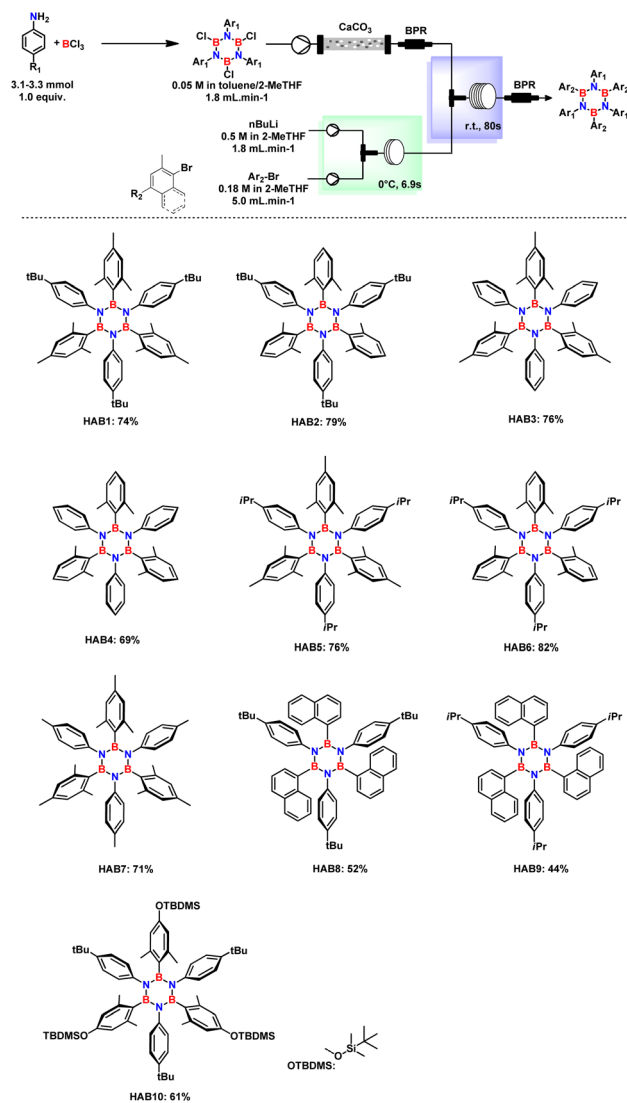
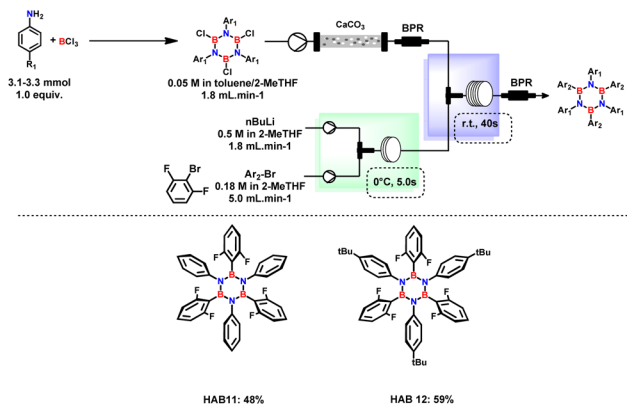


Fig. 3 HABs synthesized under continuous flow process. Reaction conditions: Ar-Br (0.18 M in 2-MeTHF), *n*-BuLi (0.5 M in hexane/2-MeTHF), and TCB solution (0.05 M in toluene/heptane/2-MeTHF) produced from aniline derivatives (1.0 equiv.); BCl<sub>3</sub> (1.2 equiv.) were introduced to the flow system fabricated by PEEK Tee (ID: 0.5 mm) and PTFE tube (Ø.i.d.: 1 mm) using high-pressure syringe pump, isolated yield over two steps.

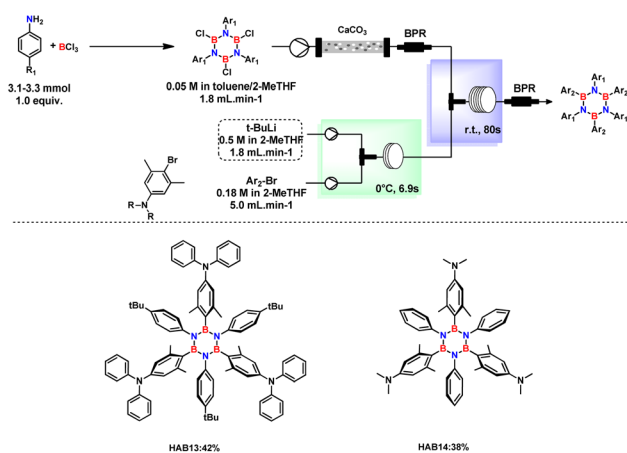
*n*-BuLi stock solution) heptane (from the BCl<sub>3</sub> stock solution), and toluene (from the initial synthesis of TCB). The reaction mixture at the end of the process was quenched with a small amount of water (to remove salts formed during the process) and after separation, the mixture of solvent can be fractionally separated by both simple distillation or reduced pressure distillation allowing the recovery and reuse of the 2-MeTHF (up to 90% of mass recovered). Final addition of methanol led HAB to precipitate.

To provide quantitative insight into the improvement in terms of scalability and overall sustainability assessed by our continuous flow procedure, we also developed a fast and simple large-scale production by running the reaction for a





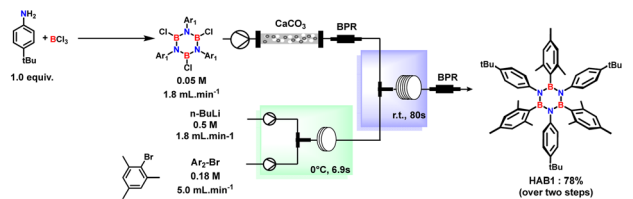
**Fig. 4** Ortho-fluoro-substituted HABs for the synthesis of BN–HBCs. Reaction conditions:  $Ar_1-Br$  (0.18 M in 2-MeTHF),  $n-BuLi$  (0.5 M in hexane/2-MeTHF), and TCB solution (0.05 M in toluene/heptane/2-MeTHF) produced from aniline derivatives (1.0 equiv.);  $BCl_3$  (1.2 equiv.) were introduced to the flow system fabricated by SS-micromixer and PTFE tube ( $\phi$ i.d.: 0.8 mm) using high-pressure syringe pump, isolated field over two steps.



**Fig. 5** Synthesis of aminated HABs under continuous flow conditions. Reaction conditions:  $Ar_1-Br$  (0.18 M in 2-MeTHF),  $t-BuLi$  (0.5 M in pentane/2-MeTHF), and TCB solution (0.05 M in toluene/heptane/2-MeTHF) produced from aniline derivatives (1.0 equiv.);  $BCl_3$  (1.2 equiv.) were introduced to the flow system fabricated by PEEK Tee (ID: 0.5 mm) and PTFE tube ( $\phi$ i.d.: 1 mm) using a high-pressure syringe pump.

long period with the same concentration and the same flow parameters. Using both small- and large-scale data we calculated the  $E$ -factor<sup>51</sup> and safety/benign index<sup>52,53</sup> (for the output solvent waste) for our procedures and we compared these results with the other batch literature processes (Fig. 6) (see ESI† for details on calculation).

Although batch methods provide moderate to good yields, the environmental impact of such methods is significant due to the use of petrol-based solvents and wasteful work-up procedures leading to  $E$ -factor values in the range 79–278. On the other hand, the capabilities, and advantages of our method, which have been explained in detail, are undeniable allowing an  $E$ -factor of 55 for the small-scale process which can be



	<b>E-factor:</b>	<b>BI - SHI</b>	<b>Time (h)</b>	<b>Yield (%)</b>
This work (small scale)	55	0.95 - 0.74	18.5	74
This work (larger scale)	45	0.95 - 0.74	19.5	78
Bonifazi (2013)	278	0.71 - 0.68	41.0	40
Yamaguchi (2005)	89	0.72 - 0.74	39.0	70
Groszos (1958)	79	0.49 - 0.44	17.0	48

**Fig. 6** Comparison of  $E$ -factor, benign–safety/hazard index, reaction time and yields for this work in flow and other procedures in batch conditions.

further reduced to 45 in the large-scale with a safety and environmental profile far better than other known methods to synthesize HABs mainly ascribed to the stepwise utilization of bio-derived 2-MeTHF as reaction medium. A further qualitative comparison can be made considering the energy efficiency. In fact, by adopting our newly developed flow procedure, it is possible to completely avoid the energy-demanding freeze–pump–thaw cycles based on the use of liquid nitrogen, which is necessary to efficiently remove hydrochloric acid. The freeze–pump–thaw cycles are generally used in all the batch procedures in the literature. The avoidance of freeze–pump–thaw cycles is a crucial advantage when considering a scaling-up of a common batch procedure. The efficiency of this procedure can be more difficult at a larger scale and almost impossible. In contrast, the flow procedure is scalable just by multiplying or increasing the size of the reactor.

## Conclusion

In summary, we have demonstrated a flow-based boron arylation and synthesis of aryl-substituted borazines using a procedure that requires limited manual handling of reagents or intermediates. In addition, the use of scavenger-filled cartridges allows reaction media to be cleaned as part of the continuous process, which plays a critical role in reaction productivity as well as large-scale productions. This represents a significant improvement over existing protocols that require strict precautions in both handling and safety to produce the same products with lower productivity. The outlined synthetic route also has the potential to be used for the lithiation of 2,6-difluorinated and 4-aminated aryl bromides to highlight the role of the continuous flow system in the preparation of HABs by nucleophilic substitution of boron chloride by organolithium nucleophiles.



## Conflicts of interest

There are no conflicts of interest to declare.

## Acknowledgements

L. V. gratefully acknowledged for Università degli Studi di Perugia and EU through European Union's Horizon 2020 Research and Innovation Programme under the Marie Skłodowska-Curie entitled STiBNite (N\_ 956923). D. M. and L. V. wish also to thank INPS for the Ph.D. grant and training. This work has been received funding also by the National Innovation Ecosystem grant ECS00000041 – VITALITY. The University of Perugia is acknowledged for financial support to the university project “Fondo Ricerca di Ateneo, edizione 2022”.

## References

- 1 A. Stock and E. Pohland, *Ber. Dtsch. Chem. Ges. B*, 1926, **59**, 2215–2223.
- 2 S. W. Yang, H. Zhang, J. M. Soon, C. W. Lim, P. Wu and K. P. Loh, *Diamond Relat. Mater.*, 2003, **12**, 1194–1200.
- 3 H. F. Bettinger, T. Kar and E. Sánchez-García, *J. Phys. Chem. A*, 2009, **113**, 3353–3359.
- 4 M. D. R. Merino-García, L. A. Soriano-Agueda, J. D. D. Guzmán-Hernández, D. Martínez-Otero, B. Landeros Rivera, F. Cortés-Guzmán, J. E. Barquera-Lozada and V. Jancik, *Inorg. Chem.*, 2022, **61**, 6785–6798.
- 5 R. Ghiasi and S. Akbari, *J. Chil. Chem. Soc.*, 2014, **59**, 2666–2673.
- 6 D. Benker, T. M. Klapötke, G. Kuhn, J. Li and C. Miller, *Heteroat. Chem.*, 2005, **16**, 311–315.
- 7 I. H. T. Sham, C. C. Kwok, C. M. Che and N. Zhu, *Chem. Commun.*, 2005, 3547–3549.
- 8 S. Limberti, L. Emmett, A. Trandafir, G. Kociok-Köhna and G. D. Pantoş, *Chem. Sci.*, 2019, **10**, 9565–9570.
- 9 J. K. Parker and S. R. Davis, *J. Phys. Chem. A*, 1997, **101**, 9410–9414.
- 10 M. Maier, J. Klopff, C. Glasmacher, F. Fantuzzi, J. Bachmann, O. Ayhan, A. Koner, B. Engels and H. Helten, *Chem. Commun.*, 2022, **58**, 4464–4467.
- 11 D. Marchionni, S. Basak, A. Nazari Khodadadi, A. Marrocchi and L. Vaccaro, *Adv. Funct. Mater.*, 2023, **33**, 2303635.
- 12 K. T. Jackson, M. G. Rabbani, T. E. Reich and H. M. El-Kaderi, *Polym. Chem.*, 2011, **2**, 2775–2777.
- 13 S. Kervyn, O. Fenwick, F. Di Stasio, Y. S. Shin, J. Wouters, G. Accorsi, S. Osella, D. Beljonne, F. Cacialli and D. Bonifazi, *Chem. – Eur. J.*, 2013, **19**, 7771–7779.
- 14 A. Wakamiya, T. Ide and S. Yamaguchi, *J. Am. Chem. Soc.*, 2005, **127**, 14859–14866.
- 15 G. Imamura, C. W. Chang, Y. Nabae, M. A. Kakimoto, S. Miyata and K. Saiki, *J. Phys. Chem. C*, 2012, **116**, 16305–16310.
- 16 C. Sánchez-Sánchez, S. Brüller, H. Sachdev, K. Müllen, M. Krieg, H. F. Bettinger, A. Nicolaï, V. Meunier, L. Talirz, R. Fasel and P. Ruffieux, *ACS Nano*, 2015, **9**, 9228–9235.
- 17 M. Krieg, F. Reicherter, P. Haiss, M. Ströbele, K. Eichele, M. J. Treanor, R. Schaub and H. F. Bettinger, *Angew. Chem., Int. Ed.*, 2015, **54**, 8284–8286.
- 18 J. Dosso, J. Tasseroul, F. Fasano, D. Marinelli, N. Biot, A. Fermi and D. Bonifazi, *Angew. Chem., Int. Ed.*, 2017, **56**, 4483–4487.
- 19 J. S. Li, C. R. Zhang, B. Li, F. Cao and S. Q. Wang, *Eur. J. Inorg. Chem.*, 2010, 1763–1766.
- 20 M. Hasenbeck, J. Becker and U. Gellrich, *Angew. Chem., Int. Ed.*, 2020, **59**, 1590–1594.
- 21 S. J. Groszos and S. F. Stafiej, *J. Am. Chem. Soc.*, 1958, **80**, 1357–1360.
- 22 G. E. Rudebusch, L. N. Zakharov and S. Y. Liu, *Angew. Chem., Int. Ed.*, 2013, **52**, 9316–9319.
- 23 K. Xagasawa, *Inorg. Chem.*, 1966, **5**, 442–445.
- 24 C. A. Brown and A. W. Laubengayer, *J. Am. Chem. Soc.*, 1955, **77**, 3699–3700.
- 25 S. Allaoud and B. Frange, *Inorg. Chem.*, 1985, **24**, 2520–2523.
- 26 D. Marinelli, F. Fasano, B. Najjari, N. Demitri and D. Bonifazi, *J. Am. Chem. Soc.*, 2017, **139**, 5503–5519.
- 27 V. Hessel, M. Escribà-Gelonch, J. Bricout, N. N. Tran, A. Anastasopoulou, F. Ferlin, F. Valentini, D. Lanari and L. Vaccaro, *ACS Sustainable Chem. Eng.*, 2021, **9**, 9508–9540.
- 28 D. Dallinger, B. Gutmann and C. O. Kappe, *Acc. Chem. Res.*, 2020, **53**, 1330–1341.
- 29 F. Ferlin, D. Lanari and L. Vaccaro, *Green Chem.*, 2020, **22**, 5937–5955.
- 30 L. Rogers and K. F. Jensen, *Green Chem.*, 2019, **21**, 3481–3498.
- 31 L. Vaccaro, *Sustainable Flow Chemistry: Methods and Applications*, Wiley-VCH Verlag GmbH & Co. KGaA, Weinheim, Germany, 2017.
- 32 J. A. M. Lummiss, P. D. Morse, R. L. Beingessner and T. F. Jamison, *Chem. Rec.*, 2017, **17**, 667–680.
- 33 B. Gutmann, D. Cantillo and C. O. Kappe, *Angew. Chem., Int. Ed.*, 2015, **54**, 6688–6728.
- 34 L. Buglioni, F. Raymenants, A. Slattery, S. D. A. Zondag and T. Noël, *Chem. Rev.*, 2022, **122**, 2752–2906.
- 35 M. Guidi, P. H. Seeberger and K. Gilmore, *Chem. Soc. Rev.*, 2020, **49**, 8910–8932.
- 36 A.-C. Bédard, A. Adamo, K. C. Aroh, M. G. Russell, A. A. Bedermann, J. Torosian, B. Yue, K. F. Jensen and T. F. Jamison, *Science*, 2018, **361**, 1220–1225.
- 37 M. B. Plutschack, B. Pieber, K. Gilmore and P. H. Seeberger, *Chem. Rev.*, 2017, **117**, 11796–11893.
- 38 L. Vaccaro, D. Lanari, A. Marrocchi and G. Strappaveccia, *Green Chem.*, 2014, **16**, 3680–3704.
- 39 V. Hessel, D. Kralisch, N. Kockmann, T. Noël and Q. Wang, *ChemSusChem*, 2013, **6**, 746–789.



- 40 F. Valentini, B. Di Erasmo, M. Ciani, S. Chen, Y. Gu and L. Vaccaro, *Green Chem.*, 2024, **26**, 4871–4879.
- 41 G. Brufani, F. Valentini, G. Rossini, L. Rosignoli, Y. Gu, P. Liu and L. Vaccaro, *Green Synth. Catal.*, 2023, **4**, 154–159.
- 42 N. Salameh, F. Ferlin, F. Valentini, I. Anastasiou and L. Vaccaro, *ACS Sustainable Chem. Eng.*, 2022, **10**, 3766–3776.
- 43 J. Osorio-Tejada, F. Ferlin, L. Vaccaro and V. Hessel, *Green Chem.*, 2022, **24**, 325–337.
- 44 F. Ferlin, D. Sciosci, F. Valentini, G. Cravotto, J. Menzio and K. Martina, *Green Chem.*, 2021, **23**, 7210–7218.
- 45 F. Ferlin, I. Anastasiou, L. Carpisassi and L. Vaccaro, *Green Chem.*, 2021, **23**, 6576–6582.
- 46 J. Hahn, M. Krieg, C. Keck, C. Maichle-Mössmer, R. F. Fink and H. F. Bettinger, *Dalton Trans.*, 2018, **47**, 17304–17316.
- 47 R. K. Bartlett, H. S. Turner, R. J. Warne, M. A. Young and I. J. Lawrenson, *J. Chem. Soc. A*, 1966, 479–500.
- 48 W. Gerrard and E. F. Mooney, *J. Chem. Soc.*, 1960, 4028–4036.
- 49 T. E. Reich, K. T. Jackson, S. Li, P. Jena and H. M. El-Kaderi, *J. Mater. Chem.*, 2011, **21**, 10629.
- 50 P. Langer, L. Yang, C. R. Pfeiffer, W. Lewis and N. R. Champness, *Dalton Trans.*, 2018, **48**, 58–64.
- 51 R. A. Sheldon, *Green Chem.*, 2017, **19**, 18–43.
- 52 J. Andraos, *Org. Process Res. Dev.*, 2012, **16**, 1482–1506.
- 53 J. Andraos, *Org. Process Res. Dev.*, 2013, **17**, 175–192.

