

Cite this: *Chem. Sci.*, 2023, 14, 11566

All publication charges for this article have been paid for by the Royal Society of Chemistry

Photocatalytic redox-neutral selective single C(sp³)-F bond activation of perfluoroalkyl iminosulfides with alkenes and water†

Tao Wang,^a Yuan-Yuan Zong,^a Tao Huang,^a Xiao-Ling Jin,^a Li-Zhu Wu^b and Qiang Liu^b *^a

Visible-light-promoted site-selective and direct C-F bond functionalization of polyfluorinated iminosulfides was accomplished with alkenes and water under redox-neutral conditions, affording a diverse array of γ -lactams with a fluoro- and perfluoroalkyl-substituted carbon centre. A variety of perfluoroalkyl units, including C₂F₅, C₃F₇, C₄F₉, and C₅F₁₁ underwent site-selective defluorofunctionalization. This protocol allows high chemoselectivity control and shows excellent functional group tolerance. Mechanistic studies reveal that the remarkable changes of the electron geometries during the defluorination widen the redox window between the substrates and the products and ensure the chemoselectivity of single C(sp³)-F bond cleavage.

Received 21st July 2023
Accepted 4th October 2023

DOI: 10.1039/d3sc03771a

rsc.li/chemical-science

Introduction

Polyfluorinated compounds have been exploited in pharmaceutical, agrochemical, and materials sciences owing to the unique physical and biological properties of fluorine atoms.¹⁻⁸ In particular, the preparation of compounds containing a tetrasubstituted tertiary carbon center with a trifluoromethyl group and a fluorine atom has recently drawn increasing attention due to their unusual reactivity profiles to corresponding host compounds.⁹⁻¹⁴ The primary methods for synthesizing these molecules largely rely on specialized fluorinated functional groups and/or the stoichiometric use of fluorinating reagents.¹⁵⁻²³ Although selective C-F bond functionalization of easily accessible multifluorinated compounds has shown massive potential for atom- and step-economic access to complex fluorine-containing molecules,²⁴⁻³⁰ the concise synthesis of compounds containing a tetrasubstituted tertiary carbon center with a trifluoromethyl group and a fluorine atom using defluoroalkylation strategies remains underdeveloped (Fig. 1a). This may be because of the high bond dissociation energy of the C(sp³)-F bond and the stepwise decreased C-F bond strength during the defluorination processes.³¹⁻³⁵

Visible-light-driven photoredox catalysis avoids harsh reaction conditions and enables the generation of strong reducing intermediates for inert C-F bond activation.³⁶⁻³⁸ Several visible-

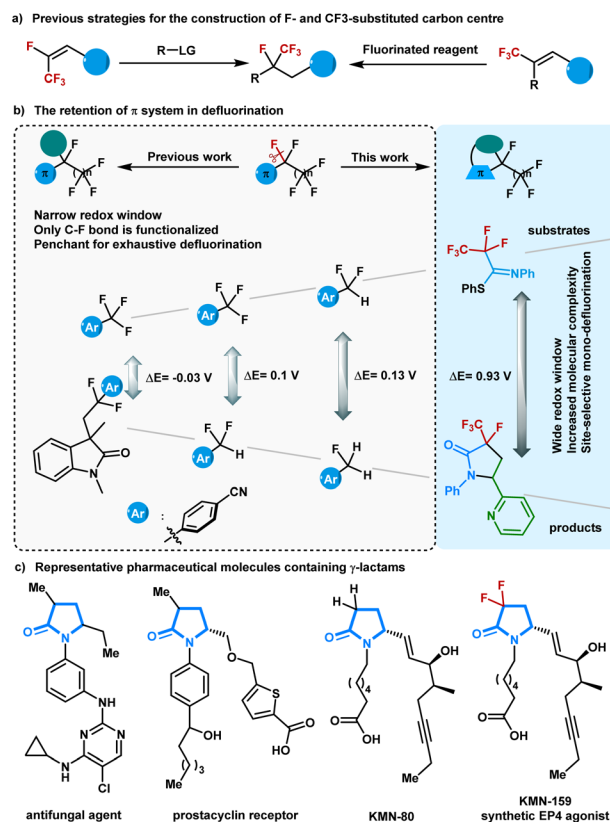


Fig. 1 Selective defluorofunctionalization.

^aState Key Laboratory of Applied Organic Chemistry, College of Chemistry and Chemical Engineering, Lanzhou University, Lanzhou 730000, China. E-mail: liuqiang@lzu.edu.cn

^bKey Laboratory of Photochemical Conversion and Optoelectronic Materials, Technical Institute of Physics and Chemistry, The Chinese Academy of Sciences, Beijing 100190, P. R. China

† Electronic supplementary information (ESI) available. CCDC 2209201. For ESI and crystallographic data in CIF or other electronic format see DOI: <https://doi.org/10.1039/d3sc03771a>



light-absorbing photocatalysts with high reducing capability have been successfully explored to realize defluorinated functionalization of multifluorinated compounds containing aroyls or electron-withdrawing aryls.^{39–41} In another inventively-designed strategy, carbon dioxide radical anion, a powerful single electron reductant *in situ* generated in photoredox cycles, was elegantly designed for activating C(sp³)-F bonds in trifluoromethyl (hetero)arenes, trifluoroacetamides, and trifluoroacetates.^{42–47} So far, most of the π -systems situated next to fluoroalkyl groups have focused on arenes and carbonyl groups, and the commonly explored defluorinated products contain the starting π -systems (Fig. 1b). The electron geometries of the defluorinated products are highly similar to those of the starting polyfluorinated compounds, resulting in a narrow redox window between the substrates and the defluorination products. Although selective defluorination proceeds predominantly because electron-transfer events for the polyfluorinated substrates are slightly more exergonic than those for the corresponding mono-defluorinated products,⁴⁸ the narrow redox window between the substrates and the defluorination products still gives rise to undesirable side-products. As such, an extension of reaction types for the visible-light-driven defluorination of C(sp³)-F bonds and ultimately toward the exclusive formation of mono-defluorinated products is deemed worthy of pursuit.

In seeking a solution to circumvent these challenges, we were drawn to readily accessible imines that have shown abundant chemical properties in photoredox catalysis. Conceptually, the installation of an imine next to the polyfluoroalkyl chain could facilitate the defluorinative spin-center shift (SCS) process.⁴⁹ We anticipate that polyfluorinated imines will provide the defluorinated products with diverse molecular scaffolds,⁵⁰ which can thoroughly exclude exhaustive defluorinations due to the distinct redox window. Herein, a photoredox-neutral single C(sp³)-F bond activation method was developed for the radical cycloaddition of perfluoroalkyl imines with alkenes and water. By tuning the perfluoroalkyl imines structure, we achieved γ -lactams with a fluoro- and perfluoroalkyl-substituted carbon centre *via* an imine-involved 5-*endo-trig* radical cyclization, which is generally considered to be kinetically unfavorable according to Baldwin's rules.

γ -Lactams are basic structural elements found in many complex natural products and pharmaceutical compounds (Fig. 1c).⁵¹ In particular, 3-alkyl- γ -lactams are core structural motifs in antifungal agents and prostacyclin receptors. The introduction of a CF₂ group into γ -lactams with interesting biological profiles has been intensively studied.⁵² Nevertheless, the synthesis of γ -lactams containing C-F and C-CF₃ bonds at one carbon remains challenging and has never been explored until now. With a wide range of polyfluorinated imines being easily prepared from polyfluorocarboxylic acids, the present approach allows access to a variety of multifluorinated γ -lactams with rapid modifications.

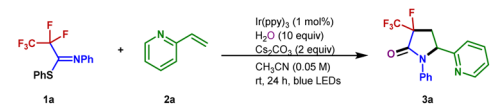
Results and discussion

The success of the proposed strategy requires suitable polyfluorinated imine derivatives that can readily undergo single-

electron reduction and subsequent fluoride elimination under mild reaction conditions. Through initial exploration, we found that the selective defluorination of phenyl 2,2,3,3,3-pentafluoropropanimidothioate (PFIT) **1a** could indeed be realized under photoredox conditions (Table S1†). After extensive optimization, the reaction among PFIT **1a**, water, and 2-vinylpyridine **2a** efficiently afforded 3-fluoro-3-trifluoromethyl- γ -lactam **3a** (Table 1). The model reaction could be used to optimize the reaction conditions (Tables 1 and S2–S5†). The optimized reaction conditions include 1 mol% of Ir(ppy)₃ as a photocatalyst, and CH₃CN as the solvent, with 2 equivalents of cesium carbonate under blue light irradiation (6 W, 450 nm). Under the standard conditions, the corresponding 3-fluoro-3-trifluoromethyl- γ -lactam **3a** was obtained in 83% yield with high diastereoselectivity (Table 1, entry 1). Other reducing photocatalysts, such as 4-CzIPN, [Ir(ppy)₂(dtbbpy)]⁺ and [Ru(bpy)₃]²⁺ were unable to promote the reaction (entries 2–4). The evaluation of the solvent revealed that this transformation proceeds best in acetonitrile (entries 1 and 5–8). A lower yield of **3a** was isolated when K₂HPO₄, NaHCO₃, and KOH were used as bases or in the absence of a base (entries 9–12). We conducted control experiments to confirm the essential role of light and photocatalyst in the success of this transformation (entries 13 and 14).

With the optimized conditions in hand, the scope of the alkenes was explored with the representative examples shown in Fig. 2. Due to the ubiquitous role of pyridyl motifs as aromatic heterocycles in ligand scaffolds, natural products, and medically relevant molecules, a wide range of structurally diverse 2-vinylpyridines possess different kinds of functional groups were subjected to this protocol. It was found that a variety of substituted 2-vinylpyridines reacted well under the conditions,

Table 1 Optimization of the reactions conditions^a



Entry	Deviation	Yield ^b (%)	dr ^c
1	None	83	12 : 1
2	4-CzIPN	N.D	
3	[Ir(ppy) ₂ (dtbbpy)]PF ₆	N.D	
4	[Ru(bpy) ₃]Cl ₂	N.D	
5	DMF	72	11 : 1
6	DMSO	51	5 : 1
7	Acetone	72	9 : 1
8	THF	N.D	
9	K ₂ HPO ₄	70	11 : 1
10	NaHCO ₃	58	10 : 1
11	KOH	69	10 : 1
12	No base	32	11 : 1
13	No catalyst	N.D	
14	No light	N.D	

^a Reaction conditions: **1a** (0.2 mmol), **2a** (0.1 mmol), Cs₂CO₃ (0.2 mmol), H₂O (1 mmol), and Ir(ppy)₃ (0.001 mmol), CH₃CN (2 mL), irradiation with 6 W blue LEDs at rt for 24 h. ^b Isolated yield; N.D. = not detected. ^c Detected by ¹⁹F NMR or ¹H NMR.



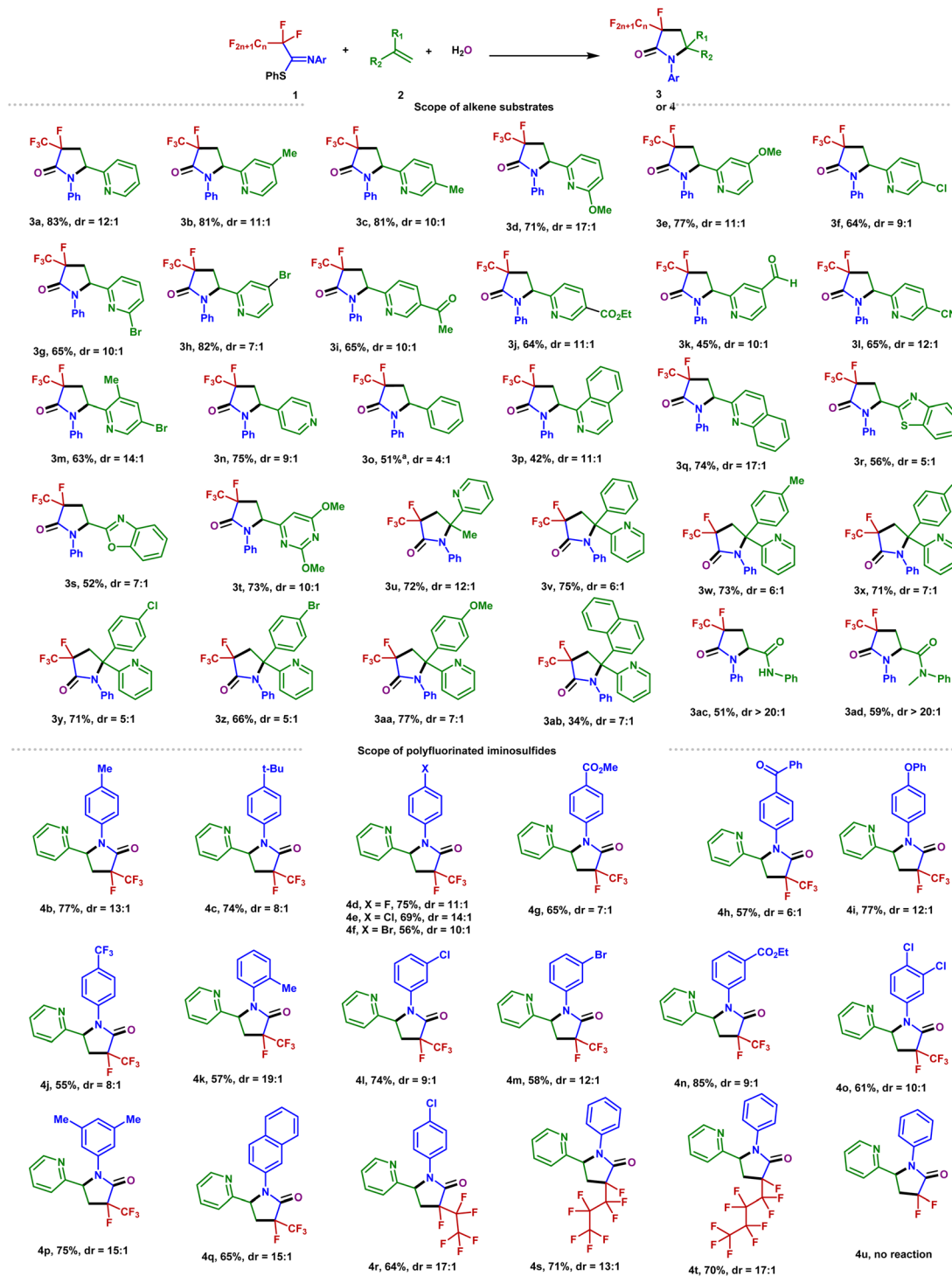


Fig. 2 Substrate scope. Unless otherwise noted, all reactions were conducted using **1** (0.2 mmol), **2** (0.1 mmol), Cs₂CO₃ (0.2 mmol), H₂O (1 mmol), and Ir(ppy)₃ (0.001 mmol), CH₃CN (2 mL), irradiation with 6 W blue LEDs at rt for 24 h, with isolated yields shown. ^aUsing 3 equiv. styrene.

giving rise to the corresponding products in moderate to high yields with high to excellent diastereoselectivities. Various functional groups, including methyl, bromo, chloro, ketone, ester, aldehyde, methoxyl, and cyano were well tolerated (**3a–3m**). Although a pyridyl halide moiety has been known to be activated by strong reducing photocatalysts, we did not observe any decomposition in the defluorination.^{53,54} The benign

compatibility of halogen substituents further emphasizes the potential synthetic applications. Subsequently, reactions of 4-vinylpyridine and styrene were examined, and the desired products (**3n–3o**) were produced as expected. Other heterocyclic substituted olefins such as quinoline, isoquinoline, benzothiazole, benzoxazole, and pyrimidine were also compatible under the standard conditions, and the corresponding 3-fluoro-3-



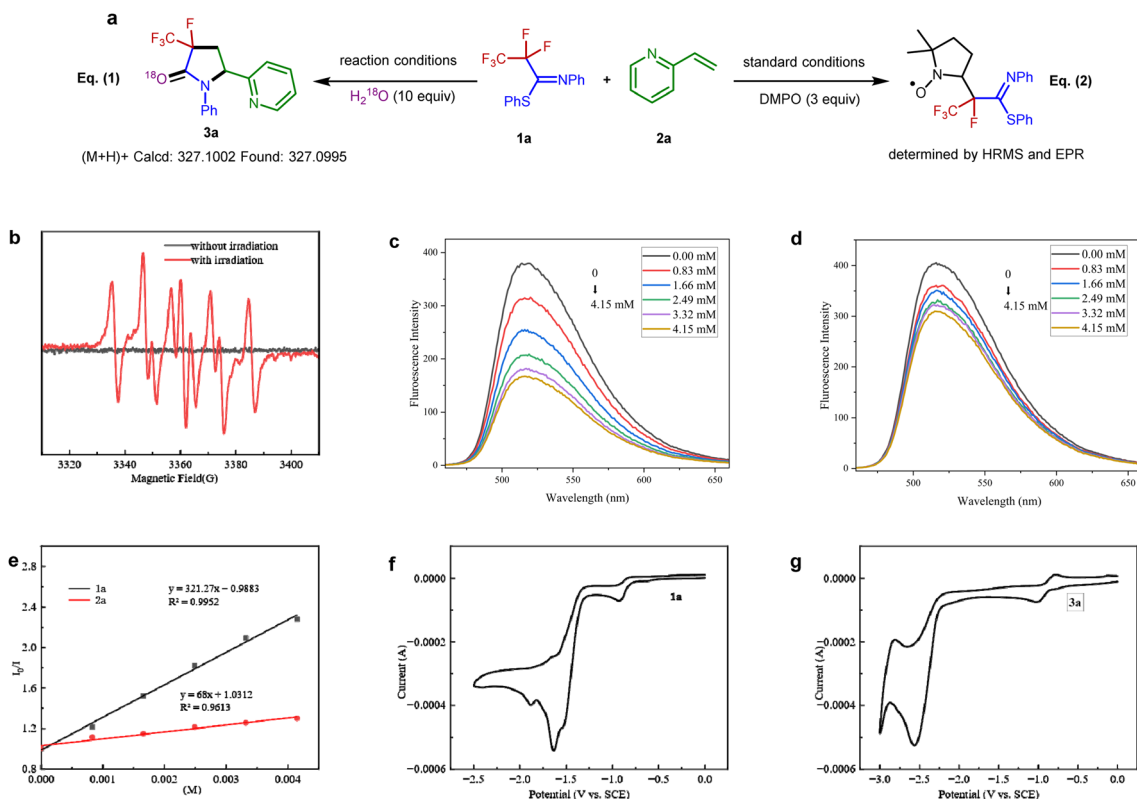


Fig. 3 Mechanistic investigations. (a) ¹⁸O-Labeling experiment and EPR experiment. (b) EPR spectrum. (c) Fluorescence quenching experiments with various concentrations of **1a**. (d) Fluorescence quenching experiments with various concentrations of **2a**. (e) Stern-Volmer plots with different quenchers. (f) Cyclic voltammograms of **1a**. (g) Cyclic voltammograms of **3a**.

trifluoromethyl- γ -lactams were generated efficiently (**3p–3t**). When a variety of 1,1-disubstituted vinylpyridines were employed, the desired products (**3u–3ab**) were obtained in 34–77% yields. Furthermore, the acrylamides were also accommodated and converted into the corresponding products with excellent diastereoselectivity (**3ac–3ad**). Unfortunately, inactive olefins and 1,2-disubstituted alkenes proved to be unsuitable for this transformation.

To further explore the potential of this efficient defluoroalkylation reaction, a variety of polyfluorinated iminosulfides were investigated. As shown in Fig. 2, this method exhibits good substrate compatibility and excellent selectivity. Polyfluorinated iminosulfides bearing various substituents at the aromatic ring could be converted to the desired products **4b–4p** in moderate to high yields with high to excellent diastereoselectivities. Notably, the reaction was well-compatible with a range of functional groups (*e.g.*, F, Cl, Br, CF₃, ether, ester, ketone) commonly encountered in organic synthesis. It should be noted that cleavage of the aryl C–F, C–Cl, C–Br, and even the benzylic C(sp³)–F bonds did not occur in these cases, indicating the excellent site-selectivity of the present C–F activation. In addition, *N*-naphthalen-2-yl-PFIT could also give the desired product **4q** in 65% yield. To our delight, selective C–F bond functionalization of C₃F₇, C₄F₉, and C₅F₁₁ groups was also achievable to this method (**4r–4t**). Unfortunately, when phenyl 2,2,2-trifluoro-*N*-phenylethanimidiothioate was used, the desired cyclized product could not be obtained (**4u**), presumably owing to the

stabilization of radical *via* fluoride elimination from the corresponding radical anion.

The generation of 3-fluoro-3-trifluoromethyl- γ -lactam **3a** could be scaled up to 4 mmol without a dramatic decrease in yield (72% yield). To demonstrate the synthetic utility of the transformation, the product **3a** was further derivatized (Fig. 4). Treatment of **3a** with 9-borabicyclo[3.3.1]nonane (9-BBN) in refluxing THF resulted in the formation of the 4-fluoro-4-trifluoromethyl-pyrrolidine **5a** in 70% isolated yield. A reduction of **3a** with LiAlH₄ enabled the 3-fluoro-3-trifluoromethyl-pyrrolidin-2-ol **5b** to be generated in 55% yield.

To further probe the mechanism, some control experiments were investigated. The ¹⁸O-labeling results proved that the oxygen atom in the amide group originates from water [Fig. 3a, eqn (1)]. In the presence of a radical scavenger 2,2,6,6-tetramethylpiperidin-1-yloxy (TEMPO), the reaction was

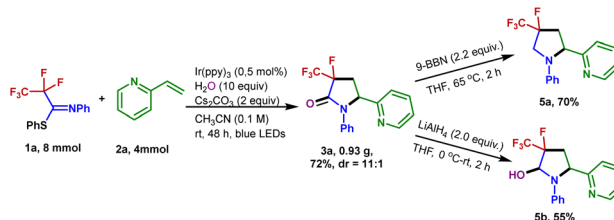


Fig. 4 Gram-scale experiment and synthetic transformations of **3a**.



completely shut down, suggesting the intermediacy of radical formation in this transformation. However, all efforts to the isolation of any TEMPO adduct remained unsuccessful.

Furthermore, the reaction was monitored by electron paramagnetic resonance spectroscopy with 5,5-dimethyl-1-pyrroline *N*-oxide as the radical trap [Fig. 3a, eqn (2)] (Fig. S1†). The result of this experiment is consistent with the radical nature of this defluorination process (Fig. 3a). Stern–Volmer fluorescence quenching experiments of the Ir(ppy)₃ catalyst with reagents PFIT **1a** and 2-vinylpyridine **2a** were carried out. As shown in Fig. 3c and d, the results clearly show that only PFIT **1a** could dramatically quench the excited state Ir(ppy)₃ (Fig. 3e). Such findings demonstrate that the SET reduction of **1a** is likely the first step in the photo-catalytic cycle *via* oxidative quenching [*Ir(III)/Ir(IV)] pathway.

In order to get insight into the photoredox process, cyclic voltammetry experiments were further analyzed. The measured reduction potential of **1a** is -1.63 V (peak potential *vs.* SCE, see Fig. 3f), which is much higher than the reduction potential of **3a** (-2.56 V *vs.* SCE, see Fig. 3g). The wide redox window between the substrates and the defluorination products controls the chemoselectivity of the single C(sp³)-F bond cleavage.

Based on our mechanistic investigations and precedent literature,^{55,56} we proposed a plausible reaction mechanism outlined in Fig. 5. Initially, irradiation of [Ir]^{III} gives rise to its excited state [*Ir]^{III}. Then **1a** is reduced by [*Ir]^{III} *via* SET, affording the Ir(IV) species and radical anion **A**. Next, an SCS process occurs to generate the corresponding radical **B** with the cleavage of a C-F bond. The 2-vinylpyridine **2a** captures **B** to form the alkyl radical intermediate **C**, which is intercepted by the C=N double bond of the imine group *via* a 5-*endo-trig* cyclization to give the C-centered radical intermediate **D**. Described by Baldwin's rules, 5-*endo-trig* cyclizations are generally considered to be kinetically unfavorable. However, in our case, density functional theory using the (U)M06-2X/6-311+G(d,p)/SMD(CH₃CN) method revealed that such a 5-*endo-trig* cyclization of **C** requires an activation free energy ($\Delta G^\ddagger = 12.7$ kcal mol⁻¹) and is exergonic by 11.8 kcal mol⁻¹ (Fig. 6). Thus, this route is considered feasible.⁵⁷ The photoredox cycle is then closed by SET between **D** and [Ir]^{IV} to afford the cationic

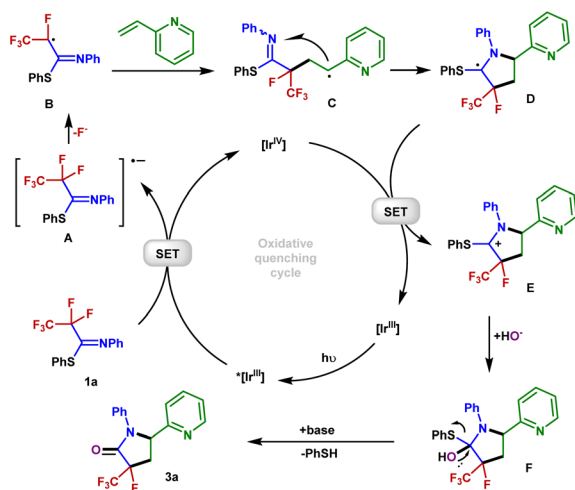


Fig. 5 Proposed mechanism.

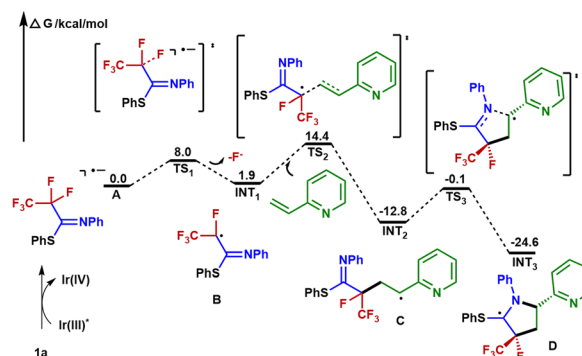


Fig. 6 Free energy profile.

intermediate **E**, which is trapped by the hydroxyl anion to afford the intermediate **F**. Finally, **F** undergoes elimination at the prompting of the base to give a polyfluorinated γ -lactam **3a** and thiophenol. In addition, an alternative mechanism for styrene may be considered. The intermediate **C** is oxidized by Ir(IV) into the corresponding benzylic carbocation and subsequently undergoes a 5-*endo-trig* cyclization into intermediate **E**. This cyclization process is very kinetically favored, thus rendering the lower diastereoselectivities (see the ESI† for details).

In addition, DFT calculations (Fig. S7†) suggest that radical anion **A** delocalizes in a π orbital on the benzene ring and also in the σ^* orbitals of two C-F bonds (C1-F1 and C1-F2), and these C-F bonds of **A** are lengthened by comparison with those of neutral **1a** (from 1.353 to 1.400 Å). These distinctive chemical characteristics ensure exquisite chemoselectivity during defluorination.

In summary, a direct and site-selective C(sp³)-F bond alkylation in polyfluorinated iminosulfides with alkenes and water was accomplished *via* photoredox catalysis, affording a diverse array of 3-fluoro-3-perfluoroalkyl- γ -lactams with concomitant formation of one C(sp³)-C(sp³) bond, one C(sp³)-N bond and one C=O bond. This protocol allows for achieving more complex fluorine-containing molecules in a single step. The π -systems next to fluoroalkyl groups are functionalized simultaneously during defluorination, widening the redox window between the substrates and the defluorination products. These reactivity characteristics are crucial to control the single C(sp³)-F bond cleavage and avoid exhaustive defluorination. This novel methodology is anticipated to provide an efficient synthetic toolbox for further drug discovery and development. Further investigations on the development of photocatalytic C-F bond activation are currently ongoing in our laboratory.

Data availability

The datasets supporting this article have been uploaded as part of the ESI†

Author contributions

Q. L. and T. W. conceived the idea and wrote the manuscript. T. W. and Y.-Y. Z. performed the experiments and analyzed the



data. T. H. and X.-L. J. performed the computational studies. L.-Z. W. discussed the results and commented on the manuscript. All authors have given approval to the final version of the manuscript.

Conflicts of interest

There are no conflicts to declare.

Acknowledgements

We are grateful for the financial support from the National Natural Science Foundation of China (No. 22171120) and Gansu Provincial Science and Technology Major Project (No. 22ZD6FA006).

Notes and references

- 1 S. Purser, P. R. Moore, S. Swallow and V. Gouverneur, *Chem. Soc. Rev.*, 2008, **37**, 320–330.
- 2 N. A. Meanwell, *J. Med. Chem.*, 2018, **61**, 5822–5880.
- 3 B. K. Park, N. R. Kitteringham and P. M. O'Neill, *Annu. Rev. Pharmacol.*, 2001, **41**, 443–470.
- 4 E. P. Gillis, K. J. Eastman, M. D. Hill, D. J. Donnelly and N. A. Meanwell, *J. Med. Chem.*, 2015, **58**, 8315–8359.
- 5 J. Wang, M. Sánchez-Rosselló, J. L. Aceña, C. del Pozo, A. E. Sorochinsky, S. Fustero, V. A. Soloshonok and H. Liu, *Chem. Rev.*, 2014, **114**, 2432–2506.
- 6 J. Moschner, V. Stulberg, R. Fernandes, S. Huhmann, J. Leppkes and B. Kocsch, *Chem. Rev.*, 2019, **119**, 10718–10801.
- 7 Y. Zhou, J. Wang, Z. Gu, S. Wang, W. Zhu, J. L. Aceña, V. A. Soloshonok, K. Izawa and H. Liu, *Chem. Rev.*, 2016, **116**, 422–518.
- 8 R. Berger, G. Resnati, P. Metrangolo, E. Weber and J. Hulliger, *Chem. Soc. Rev.*, 2011, **40**, 3496–3508.
- 9 S. Xu, J. del Pozo, F. Romiti, Y. Fu, B. K. Mai, R. J. Morrison, K. A. Lee, S. Hu, M. J. Koh, J. Lee, P. Liu and A. H. Hoveyda, *Nat. Chem.*, 2022, **14**, 1459–1469.
- 10 P. H. S. Paioti, S. A. Gonsales, S. Xu, A. Nikbakht, D. C. Fager, Q. Liu and A. H. Hoveyda, *Angew. Chem., Int. Ed.*, 2022, **61**, e202208742.
- 11 Y.-J. Yu, M. Schäfer, C. G. Daniliuc and R. Gilmour, *Angew. Chem., Int. Ed.*, 2023, **62**, e202214906.
- 12 M. Schäfer, T. Stünkel, C. G. Daniliuc and R. Gilmour, *Angew. Chem., Int. Ed.*, 2022, **61**, e202205508.
- 13 S. Meyer, J. Häfliger, M. Schäfer, J. J. Molloy, C. G. Daniliuc and R. Gilmour, *Angew. Chem., Int. Ed.*, 2021, **60**, 6430–6434.
- 14 Y. Zhang, N. Raugh and U. Koert, *Org. Lett.*, 2023, **25**, 5641–5645.
- 15 P. S. Fier and J. F. Hartwig, *J. Am. Chem. Soc.*, 2012, **134**, 5524–5527.
- 16 S. Krishnamoorthy, S. Kar, J. Kothandaraman and G. K. S. Prakash, *J. Fluorine Chem.*, 2018, **208**, 10–14.
- 17 C. F. Ni, M. Y. Hu and J. B. Hu, *Chem. Rev.*, 2015, **115**, 765–825.
- 18 T. Shishimi and S. Hara, *J. Fluorine Chem.*, 2014, **168**, 55–60.
- 19 Z. Feng, Y.-L. Xiao and X. Zhang, *Acc. Chem. Res.*, 2018, **51**, 2264–2278.
- 20 H. Xiao, Z. Zhang, Y. Fang, L. Zhu and C. Li, *Chem. Soc. Rev.*, 2021, **50**, 6308–6319.
- 21 T. Furuya, A. S. Kamlet and T. Ritter, *Nature*, 2011, **473**, 470–477.
- 22 H. Xiao, H. Shen, L. Zhu and C. Li, *J. Am. Chem. Soc.*, 2019, **141**, 11440–11445.
- 23 X. Y. Yang, T. Wu, R. J. Phipps and F. D. Toste, *Chem. Rev.*, 2015, **115**, 826–870.
- 24 T. Ahrens, J. Kohlmann, M. Ahrens and T. Braun, *Chem. Rev.*, 2015, **115**, 931–972.
- 25 Z. Wang, Y. Sun, L.-Y. Shen, W.-C. Yang, F. Meng and P. Li, *Org. Chem. Front.*, 2022, **9**, 853–873.
- 26 C. Luo and J. S. Bandar, *J. Am. Chem. Soc.*, 2019, **141**, 14120–14125.
- 27 G. Yan, K. Qiu and M. Guo, *Org. Chem. Front.*, 2021, **8**, 3915–3942.
- 28 H. Amii and K. Uneyama, *Chem. Rev.*, 2009, **109**, 2119–2183.
- 29 Z.-J. Shen, C. Zhu, X. Zhang, C. Yang, M. Rueping, L. Guo and W. Xia, *Angew. Chem., Int. Ed.*, 2023, **62**, e202217244.
- 30 S. E. Wright and J. S. Bandar, *J. Am. Chem. Soc.*, 2022, **144**, 13032–13038.
- 31 J. Burdeniuc, B. Jedlicka and R. H. Crabtree, *Chem. Ber.*, 1997, **130**, 145–154.
- 32 K. B. Wiberg and P. R. Rablen, *J. Am. Chem. Soc.*, 1993, **115**, 614–625.
- 33 D. O'Hagan, *Chem. Soc. Rev.*, 2008, **37**, 308–319.
- 34 Q. Shen, Y.-G. Huang, C. Liu, J.-C. Xiao, Q.-Y. Chen and Y. Guo, *J. Fluorine Chem.*, 2015, **179**, 14–22.
- 35 H. Iwamoto, H. Imiya, M. Ohashi and S. Ogoshi, *J. Am. Chem. Soc.*, 2020, **142**, 19360–19367.
- 36 S.-S. Yan, S.-H. Liu, L. Chen, Z.-Y. Bo, K. Jing, T.-Y. Gao, B. Yu, Y. Lan, S.-P. Luo and D.-G. Yu, *Chem*, 2021, **7**, 3099–3113.
- 37 N. Sugihara, K. Suzuki, Y. Nishimoto and M. Yasuda, *J. Am. Chem. Soc.*, 2021, **143**, 9308–9313.
- 38 Z.-Y. Bo, S.-S. Yan, T.-Y. Gao, L. Song, C.-K. Ran, Y. He, W. Zhang, G.-M. Cao and D.-G. Yu, *Chin. J. Catal.*, 2022, **43**, 2388–2394.
- 39 K. Chen, N. Berg, R. Gschwind and B. König, *J. Am. Chem. Soc.*, 2017, **139**, 18444–18447.
- 40 J. B. I. Sap, N. J. W. Straathof, T. Knauber, C. F. Meyer, M. Medebielle, L. Buglioni, C. Genicot, A. A. Trabanco, T. Noel, C. W. Am Ende and V. Gouverneur, *J. Am. Chem. Soc.*, 2020, **142**, 9181–9187.
- 41 S. Ghosh, Z. W. Qu, S. Pradhan, A. Ghosh, S. Grimme and I. Chatterjee, *Angew. Chem., Int. Ed.*, 2022, **61**, e202115272.
- 42 D. B. Vogt, C. P. Seath, H.-B. Wang and N. T. Jui, *J. Am. Chem. Soc.*, 2019, **141**, 13203–13211.
- 43 C. M. Hendy, G. C. Smith, Z. Xu, T. Lian and N. T. Jui, *J. Am. Chem. Soc.*, 2021, **143**, 8987–8992.
- 44 C. Liu, K. Li and R. Shang, *ACS Catal.*, 2022, **12**, 4103–4109.
- 45 C. Liu, N. Shen and R. Shang, *Nat. Commun.*, 2022, **13**, 354.
- 46 J.-H. Ye, P. Bellotti, C. Heusel and F. Glorius, *Angew. Chem., Int. Ed.*, 2022, **61**, e202115456.



- 47 M. W. Campbell, V. C. Polites, S. Patel, J. E. Lipson, J. Majhi and G. A. Molander, *J. Am. Chem. Soc.*, 2021, **143**, 19648–19654.
- 48 C. P. Andrieux, C. Combellas, F. Kanoufi, J. Savéant and A. Thiébaud, *J. Am. Chem. Soc.*, 1997, **119**, 9527–9540.
- 49 Y.-J. Yu, F.-L. Zhang, T.-Y. Peng, C.-L. Wang, J. Cheng, C. Chen, K. N. Houk and Y.-F. Wang, *Science*, 2021, **371**, 1232–1240.
- 50 X. Zhang, Y. Ning, Z. Liu, S. Li, G. Zanoni and X. Bi, *ACS Catal.*, 2022, **12**, 8802–8810.
- 51 J. Caruano, G. G. Muccioli and R. Robiette, *Org. Biomol. Chem.*, 2016, **14**, 10134–10156.
- 52 S. D. Barrett, M. C. Holt, J. B. Kramer, B. Germain, C. S. Ho, F. L. Ciske, A. Kornilov, J. M. Colombo, A. Uzieblo, J. P. O'Malley, T. A. Owen, A. J. Stein and M. I. Morano, *J. Med. Chem.*, 2019, **62**, 4731–4741.
- 53 C. P. Seath, D. B. Vogt, Z. Xu, A. J. Boyington and N. T. Jui, *J. Am. Chem. Soc.*, 2018, **140**, 15525–15534.
- 54 S.-Y. Guo, F. Yang, T.-T. Song, Y.-Q. Guan, X.-T. Min, D.-W. Ji, Y.-C. Hu and Q.-A. Chen, *Nat. Commun.*, 2021, **12**, 6538.
- 55 (a) D. K. Root and W. H. J. Smith, *J. Electrochem. Soc.*, 1982, **129**, 1231; (b) D. Hager and D. W. C. MacMillan, *J. Am. Chem. Soc.*, 2014, **136**, 16986–16989.
- 56 S. Ghost, Z. W. Qu, S. Roy, S. Grimme and I. Chatterjee, *Chem.–Eur. J.*, 2023, **29**, e202203428.
- 57 C. Chatgililoglu, C. Ferreri, M. Guerra, V. Timokhin, G. Froudakis and T. Gimisis, *J. Am. Chem. Soc.*, 2002, **124**, 10765–10772.

