



Cite this: *Green Chem.*, 2022, **24**, 4680

Pyrolytic lignin: a promising biorefinery feedstock for the production of fuels and valuable chemicals†

M. B. Figueirêdo,^a I. Hita,^b P. J. Deuss,^a R. H. Venderbosch^c and H. J. Heeres^{a*}

Lignocellulosic biomass is a key feedstock for the sustainable production of biofuels, biobased chemicals and performance materials. Biomass can be efficiently converted into pyrolysis liquids (also known as bio-oils) by the well-established fast pyrolysis technology. Currently, there is significant interest in the application of fast pyrolysis technology as principle biomass conversion technology due to its feedstock flexibility, low cost and high energy conversion efficiency, with many emerging commercial enterprises being established around the globe. Upgrading of the bio-oils is a requisite, and is complicated by its complex and heterogeneous organic nature. Pyrolysis liquids may be further separated by a simple water fractionation, yielding an aqueous sugar-rich phase and a water-insoluble pyrolytic lignin (PL) fraction. This separation step allows the use of dedicated conversion strategies for each fraction, which can be highly advantageous due to their differences in composition and reactivity. For example, the sugar-rich fractions can be used for fermentation, while the phenolic-rich PL is a particularly promising feedstock for the production of a wide range of platform chemicals and energy-dense streams upon depolymerization. To aid the emerging use of PL, novel characterization techniques and valorization strategies are being explored. In this review, the fast pyrolysis process and PL characterization efforts are discussed in detail, followed by the state-of-the-art regarding PL processing using both oxidative and reductive (catalytic) strategies, as well as a combination thereof. Possible applications are discussed and recommendations for future research are provided.

Received 22nd January 2022,
Accepted 29th April 2022

DOI: 10.1039/d2gc00302c

rsc.li/greenchem

1. Introduction

The pressing environmental concerns related to fossil fuel consumption and the ever-growing global demand for energy and products greatly encourage the development of technologies to replace petroleum with renewable sources of carbon. The Paris Agreement, a landmark treaty on climate change involving 196 countries, has an overarching goal to limit global warming to 1.5 °C above pre-industrial levels.¹ This is a challenging yet achievable target, provided that all stakeholders support the development of zero-emission disruptive technologies worldwide. In this context, lignocellulosic biomass (*i.e.* plant-based raw material, particularly from non-edible sources) stands out

as a promising alternative carbon source due to its high availability and versatility, energy content and rich chemical structure (*vide infra*). Accordingly, efficient valorization routes for biomass can pave the way for the decarbonization of the chemical industry, which is one of the most fossil-dependent industrial sectors, responsible for 5% of the global CO₂ emissions in 2017 (*i.e.* 1.7 Gt of CO₂).² The use of biomass as a resource can certainly bring major positive impacts to the energy-intensive freight and long-haul transport sectors (road freight, aviation and shipping), which together were responsible for 11% of the global CO₂ emissions in 2017 (*i.e.* 4.1 Gt of CO₂).² Unless major changes towards the use of renewables are implemented, it is expected that these sectors will account for up to 21% of energy and process emissions by 2050.

Lignocellulosic biomass consists mainly of three biopolymers, namely cellulose (25–50%), hemicellulose (25–40%) and lignin (15–40%),^{3,4} each of them presenting a unique structure and properties (Fig. 1). The proportions of the abovementioned biopolymers, as well as moisture content and amounts of extractives and minor compounds (*i.e.* alkali metals and silica), vary significantly with the type of plant, climate and harvesting conditions.⁵ Cellulose is a linear homopolymer con-

^aDepartment of Chemical Engineering, ENTEG, University of Groningen, Nijenborgh 4, 9747 AG Groningen, the Netherlands. E-mail: h.j.heeres@rug.nl

^bMultiscale Reaction Engineering, KAUST Catalysis Center (KCC), King Abdullah University of Science and Technology (KAUST), Thuwal 23955-6900, Saudi Arabia

^cBTG Biomass Technology Group BV, Josink Esweg 34, 7545 PN Enschede, the Netherlands

† Electronic supplementary information (ESI) available. See DOI: <https://doi.org/10.1039/d2gc00302c>



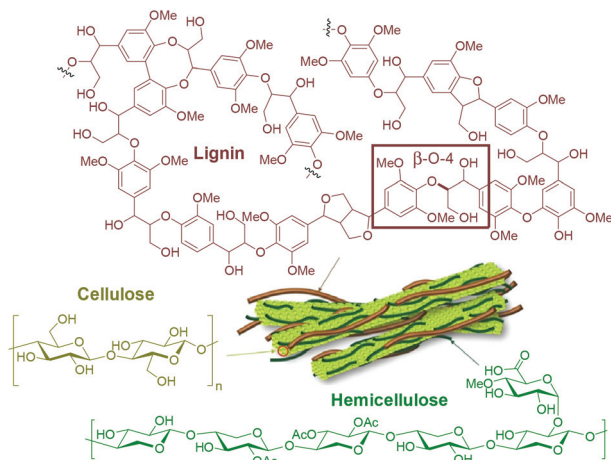


Fig. 1 Representative chemical structures of the main biopolymers that make up lignocellulosic biomass.

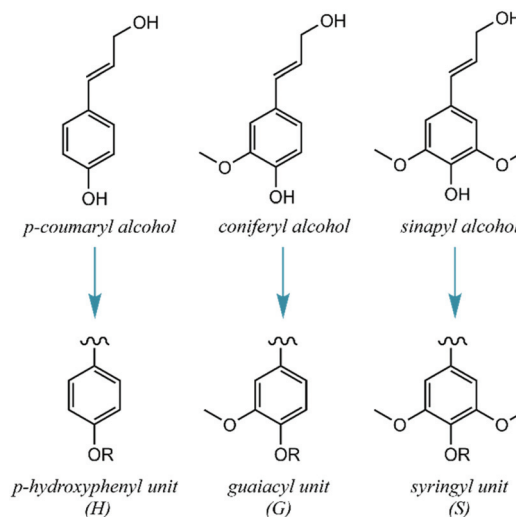


Fig. 2 Major building blocks of native lignin.

sisting of β -D-glucopyranose (also known as D-glucose) units, linked together by covalent 1,4-glycosidic bonds with a varying degree of polymerization (up to 10 000). These elongated molecules are arranged in parallel and joined together by hydrogen bonds, being responsible for the longitudinal strength and toughness of the plant's leaves, roots and stems. Hemicellulose also consists of polysaccharides, however, its structure is branched and diverse, containing both pentoses and hexoses (primarily xylose and mannose). It binds tightly, but non-covalently, to the surface of each cellulose microfibril, contributing to the cell wall strength.⁶

In contrast to cellulose and hemicellulose making up the carbohydrate part of lignocellulosic biomass, lignin is distinguished by its aromatic and hydrophobic character. It is defined as a network constituted by phenylpropanoid units connected by C–O–C and C–C bonds with a varying degree of methoxylation. Specifically, in native lignins, β -O-4 interunit linkages are dominant (45–60% in softwoods, 45–80% in hardwoods and 55–75% in monocots), typically followed in abundance by 5–5', β -5 and β - β' linkages.^{7–10} This biopolymer plays a major role in water regulation and pathogen resistance, while also providing mechanical support, strength and rigidity to the plants' tissues.¹¹

In detail, lignin's main biosynthetic precursors are *p*-coumaryl, coniferyl and sinapyl alcohols, further denominated *p*-hydroxyphenyl (H), guaiacyl (G) and syringyl (S) units (Fig. 2). The proportions of H, G and S units vary substantially among different biomass sources, but also with plant age and environmental conditions. In general, lignins derived from hardwood are composed of G and S units with low H units, while softwoods are mainly composed of G units (with traces of H units). Lignins derived from herbaceous plants include both G, S and H units.¹² Since the structure of lignin is overall complex, variable and highly prone to condensation, it has been historically deemed unfit for dedicated valorization. Traditional biomass-processing industries such as pulp and paper and bioethanol facilities obtain high-value products

from the sugar fractions to the detriment of lignin, which is heavily degraded in the process and treated as a low-value fuel and/or waste. Importantly, this view is changing with the emergence of novel technologies that aim to process lignocellulosic biomass holistically, thus treating all of its fractions as sources of valuable products.¹³

For ease of processing and effective integration in the established petro-based value chains, biomass conversion technologies producing liquid products with low oxygen content are preferred. Therefore, strategies towards using lignin as a valuable carbon source typically include depolymerization and deoxygenation steps. Due to the complexity of biobased feedstocks, associated conversion products tend to be complex as well. Fractionation/separation and funnelling strategies aiming at more homogeneous streams that can be valorized separately may be a necessity.

The chemical heterogeneity and structural complexity of biomass make the synergetic isolation and upgrading of all its fractions a major challenge. Nonetheless, to efficiently feed fossil-dependent markets with biobased counterparts, as well as to introduce new cost-competitive biobased products, biomass needs to be processed in an integrated way – the so-called biorefinery concept. Similar to the petroleum refinery, a biorefinery involves processing biomass with a minimum formation of waste and minimum energy consumption to obtain a combination of chemicals, high-end fuels and power. The typically overlooked lignin fraction then becomes an important source of aromatics and their derivatives.

Several biorefinery schemes using lignocellulosic biomass have been reported in the literature (Fig. 3), and different conversion routes and products are envisioned. One remarkable challenge in the scale-up of such schemes is their typical capital-intensive character. In this context, multiple conversion technologies can be potentially combined to reduce costs, provide energy to the process and guarantee portfolio flexibility.¹⁴ Furthermore, the development of processes able to



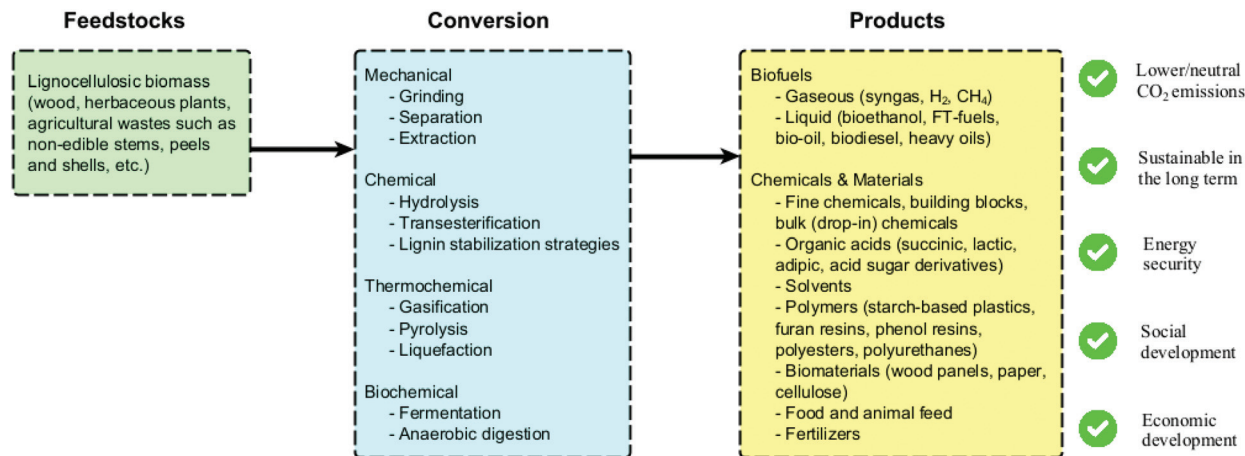


Fig. 3 Overview of lignocellulosic biomass conversions and derived products within the biorefinery concept.

efficiently produce fine chemicals (high value and low volumes) in addition to fuels and commodities (low value and high volumes) from waste biomass could significantly accelerate the industrialization of biorefineries. Other challenging aspects involve: (i) biomass logistics (storage, transport); (ii) continuous access to inexpensive feedstocks with standard properties; (iii) market barrier and social acceptance of new biobased products; (iv) lack of regulation and governmental incentives; (v) lack of industrial infrastructure (except for *drop-in* chemicals); (vi) lack of robust and comparable life cycle assessment (LCA) studies; (vii) technical and economic challenges regarding product separation. Despite these challenges, it is important to highlight that a responsible implementation of biorefineries has benefits that go way beyond lowering CO₂ emissions, such as promoting

energy security, economic development and overall positive environmental and social impacts.¹⁵

Among the biomass conversion possibilities highlighted above, thermochemical routes can be used to deconstruct biomass at elevated temperatures, in either oxygenic or anoxygenic atmospheres. Various thermochemical routes can be discriminated, ranging from biomass combustion to the transformation of the biomass into liquids through hydrothermal liquefaction or fast pyrolysis. Fig. 4 illustrates the main technologies used for the thermochemical upgrading of biomass, as well as their products and uses.

Whereas the combustion of biomass is mainly used for heat and power generation, the gasification process aims at producing so-called syngas. Gasification takes place at high

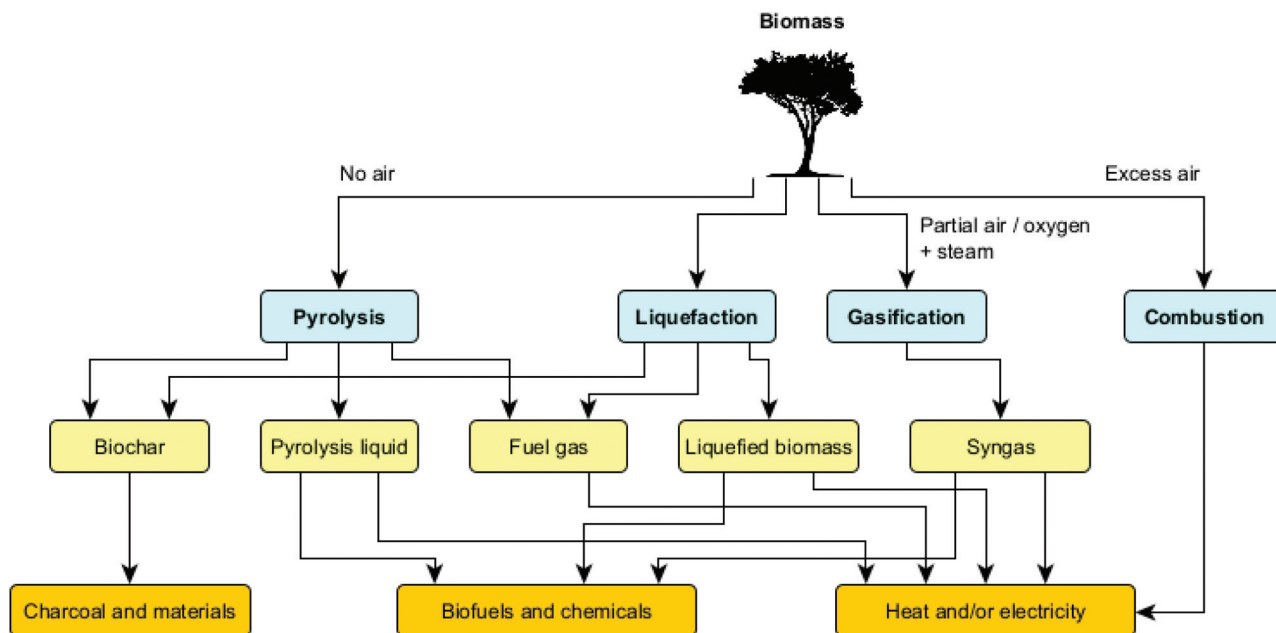


Fig. 4 Main thermochemical routes for biomass processing.



temperatures (800–1100 °C) in a well-controlled environment with restricted supply of oxygen and/or steam to avoid full combustion. Syngas mainly consists of carbon monoxide, carbon dioxide, hydrogen and nitrogen, and has several applications like heat and power generation, manufacturing of liquid fuels (*e.g. via* Fischer–Tropsch synthesis) and production of chemicals (*e.g.* methanol). Gasifiers can be operated at atmospheric or pressurized conditions.¹⁶

When aiming at liquid product mixtures from biomass, two main processes stand out, namely hydrothermal liquefaction (HTL) and fast pyrolysis. HTL is a chemical reforming process in a pressurized reactor to convert wet biomass at moderate temperatures (typically 200–400 °C) and high pressures (typically 10–25 MPa), using water as the reaction medium. Since no drying step is necessary, this process is particularly suited for wet feedstocks such as food processing wastes, manure, microalgae and municipal sludge, yielding an energy-dense biocrude oil, fuel gas and limited amounts of char.¹⁷ The fast pyrolysis process involves the use of dry biomass feedstocks which are deconstructed under elevated temperatures (typically 450–600 °C) and in the absence of oxygen, resulting in a product mix consisting of solid (charcoal), liquid (bio-oil/pyrolysis liquid) and gaseous streams.¹⁸ Both the composition and product distribution vary significantly with feedstock properties and conditions applied, in ways that a desirable mix can be obtained by choosing the correct reactor configuration and adjusting main process parameters, *i.e.* temperature, heating rate and residence time (*vide infra*). Note that while ‘slow pyrolysis’ (also called carbonization) maximizes the yield of solid products, fast pyrolysis maximizes the yield of liquid products.

In this review, we focus on the potential of fast pyrolysis and specifically on the water-insoluble fraction of biomass-derived pyrolysis liquids, the pyrolytic lignin (PL), for the production of biobased compounds. We will start with the principles and fundamentals of fast pyrolysis followed by a discussion of different processes developed for fast pyrolysis. The concept of a pyrolysis-based biorefinery will be introduced, followed by a discussion on the fractionation of the pyrolysis liquids. We will then zoom in on the PL fraction and discuss its elemental and chemical compositions, followed by conversion technologies with an emphasis on oxidative and reductive (catalytic) strategies, as well as a combination thereof. Finally, prospective PL-derived product applications are discussed and recommendations for future research are provided.

2. Fast pyrolysis and the pyrolysis-based biorefinery

2.1. Fast pyrolysis

Fast pyrolysis is an attractive primary thermochemical process to liquefy biomass due to the flexibility of feedstock and process conditions, relatively low cost and high energy conver-

sion efficiency.^{18,19} While other approaches can be sensitive to the biomass source and purity, a wide range of feedstocks (*e.g.* agricultural residues such as seeds, grasses, bagasse, and biomass mixtures) are suitable for pyrolysis. In addition, fast pyrolysis is a relatively simple process that allows for decentralization, meaning that small-sized pyrolysis units can be located near the biomass source to produce easily transportable products and reduce overall costs with logistics.²⁰ This technology also allows for co-processing biomass together with other wastes, like scrap tires, sewage sludge, or plastics, further boosting its interest as a very promising conversion route.^{21–23}

During fast pyrolysis, thermal conversion of biomass takes place at elevated temperatures and in the absence of oxygen, involving very rapid heating of the biomass particles. The heating rate can be of 1000–10 000 °C s⁻¹, but to boost bio-oil production the attained peak temperature must be kept below 650 °C.²⁴ Rapid cooling of the hot vapors (residence times <10 s) is also required to maximize the liquid yield. Through fast pyrolysis, liquid product yields up to 75 wt% can be obtained,²¹ with char and gaseous compounds as by-products. A precise selection and control of the process variables are required during pyrolysis, to attain the desired balance (trade-off) between the product distribution and their quality (physico-chemical properties).¹⁸

Biomass fast pyrolysis conversion units are stand-alone, not necessarily integrated within already existing refinery infrastructure, where the solid biomass is locally transformed into liquids that can be easily transported to and – likely after some additional treatment – may be handled in refineries.

As depicted in Fig. 5, fast pyrolysis can be conceived as a primary biomass depolymerization step to yield three main primary products (gas, liquid and char). The gas phase produced during fast pyrolysis consists of a mixture of primarily CO₂ and CO with smaller amounts of CH₄, H₂ and C₂–C₄ compounds. Due to this composition, the most straightforward application for these gases is combustion, to produce the heat required by the process and thus aim at energetic self-sustainability. The char also offers the possibility to be combusted for heat production, or – if possibilities are developed to extract it

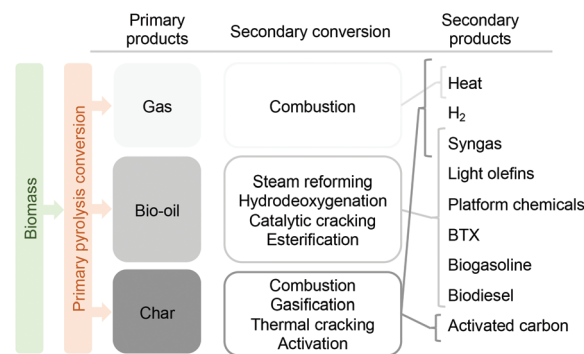


Fig. 5 Main products derived from primary biomass fast pyrolysis, secondary conversion routes and derived products.



from the process – be converted into hydrogen or syngas.^{25,26} Being a bio-char it can, through physical and/or chemical activation, be converted into activated carbon, which has many applications.^{27,28}

The liquid fraction, known as bio-oil, is the most valuable of the products.²⁹ It can be converted into biofuels and/or renewable chemicals through several thermo-catalytic routes, with the main ones being steam reforming,³⁰ hydrodeoxygenation,^{31,32} catalytic cracking,^{33,34} or esterification.^{35,36} An interesting application of the liquid fraction, either as such or after upgrading, is co-feeding with refinery streams like heavy gas oils and jointly upgraded in an oil refinery for the production of diesel, gasoline or LPG products.^{37,38}

The main objective of biomass fast pyrolysis is to obtain a liquid product in high yields, which is generally achieved at pyrolysis temperatures of *ca.* 500–550 °C.^{39,40} Liquid yields are not only a function of the reactor temperature but also affected by feedstock properties, and process aspects such as the biomass heating rate, and the rate of condensation of the vapor outlet stream. To date, several reactor technologies have been developed, and the production of pyrolysis oil is at a commercial scale. Fig. 6 displays the product distributions obtained through fast pyrolysis in different reactor configurations, as reported in the literature. Extended information on the advantages and drawbacks of the different fast pyrolysis reactor types can be found in recent overviews.⁴¹

The composition and possible uses of the different product fractions from the primary pyrolysis process are discussed in further detail in the coming section, with a main focus on the uses and applications of pyrolysis oil.

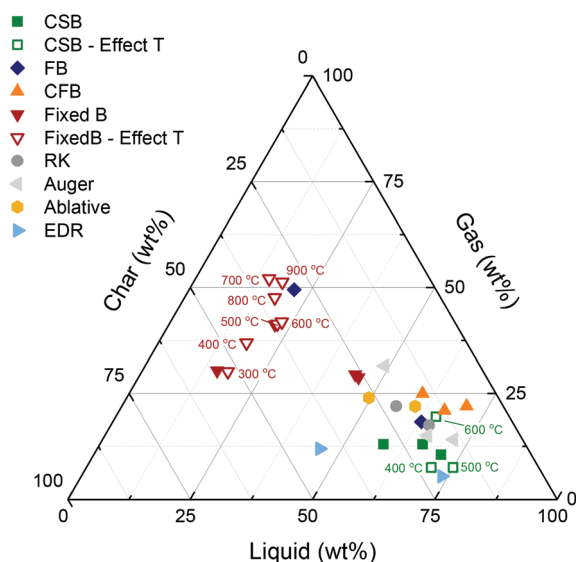


Fig. 6 Product distribution reported for different types of pyrolysis reactors. Data have been collected from fast pyrolysis reactors operated at 500 °C, unless labelled otherwise. Reactor abbreviations: CSB, Conical spouted bed; FixedB, Fixed bed; FB, Fluidized bed.

2.2. Pyrolysis product composition and properties

The permanent or non-condensable gaseous products obtained from the pyrolysis of biomass generally consist of a mixture of predominantly CO and CO₂ (70–90%) with lower amounts of CH₄, H₂ and C₂–C₅ hydrocarbons, see Table S1† for details. The low heating value (LHV) of the pyrolysis gases typically ranges between 5.5–7.0 MJ m⁻³ if not diluted with any inert gases.⁴² The simplest application for these gases is combustion to generate energy, for example, to increase the steam/electricity output.

On the other hand, the solid product formed in biomass pyrolysis, known as char, is a carbon-rich material with smaller amounts of hydrogen and oxygen (see Table S2† for details). With a slightly lower H content than biomass (*ca.* 3–4 wt% less), its relatively high carbon content (*ca.* 20–30% higher than the original biomass, which contains averaged C content of 45–55 wt%) provides char with a higher high heating value (HHV) compared to its bio-oil co-product. Likewise, the calorific value of the char is also enhanced by its rather low oxygen content (*ca.* 35–45 wt% in biomass *vs ca.* 10–15 wt% in char). In practice, the char is combusted, as it is usually difficult to entrain it from the inert heat carrier materials.

2.2.1. Pyrolysis liquids (bio-oil). Pyrolysis liquids are the main and most complex products from fast pyrolysis. Though easily transportable and storable, their properties hinder the development of higher-value end uses such as biofuels and platform chemicals. Currently, they are mainly used for heat and power generation. Pyrolysis liquids are essentially lignin fragments emulsified in a carbohydrate-rich phase.⁴³ The relatively hydrophilic nature of pyrolysis liquids renders immiscibility with crude oil or crude oil fractions. In addition, due to the presence of reactive species such as organic aldehydes and ketones, they present limited thermal and storage stability (*i.e.* aging).^{44,45} The high oxygen content (up to 40 wt%) is the root cause for the large differences in properties when compared with conventional crude-derived streams. This is also reflected by the relatively low HHV of about half of that of crude oils (see Table 1). On a molecular level, the pyrolysis liquid is composed of considerable amounts of water (15–30 wt%) and a large variety of oxygenated molecules in monomeric, as well as oligomeric form. Over 300+ low molecular weight compounds have already been identified, such as phenols and methoxy-phenols, anhydrosugars, ketones, aldehydes, furans and alike.⁴⁶

An attractive strategy for obtaining bio-oils with a reduced oxygen content and enriched in hydrocarbons such as benzene, toluene and xylenes (BTX) involves the use of acidic solid catalysts (generally zeolites), either *in situ* or *ex situ* in a reactor connected in series.^{47,48} Careful selection of the right type of zeolite is required as pore size and shape selectivity are known to have a great impact on catalyst performance and hence on the physicochemical properties of the end products. On the other hand, bio-oil stabilization can also be conducted through a series of physical methods like the addition of a solvent, ash and/or char removal, and emulsification.³⁴



Table 1 Physico-chemical properties of different bio-oils as reported in the literature

Ref.	51	52	52	21	53	54	55
Biomass source	Black poplar	Poplar	Poplar	Pinewood	Corn stover	Sugarcane bagasse	Wastewood sawdust
Reactor type ^a	CSB	FixedB	FixedB	CSB	Microwave oven	FixedB	FB
T (°C)	500	500	600	500	550	500	500
HHV (MJ kg ⁻¹)	20.6	21.3	21.37	19.5	—	19.1	13.5
pH	2.3	2.57	2.71	—	3.50	3.02	3.4
Water (wt%)	49.0	35.9	54.6	32.0	68.1	—	37.5
C (wt%)	57.4	42.9	51.3	41.8	15.1	52.82	35.0
H (wt%)	5.9	6.64	6.3	8.5	9.0	7.74	7.5
O (wt%)	35.5	50.4	42.32	49.6	75.2	38.95	55.0
N (wt%)	1.20	—	—	0.1	0.7	0.49	2.5
S (wt%)	—	0.06	0.06	0	0	—	—

^a Reactor abbreviations: CSB, Conical spouted bed; FixedB, Fixed bed; FB, Fluidized bed.

An increasingly popular strategy for bio-oil valorization is to conduct a water-based fractionation step, which leads to the separation of a sugar (aqueous) fraction and a water-insoluble fraction comprised mostly of the lignin-derived aromatic fragments.^{49,50} The latter is referred to as pyrolytic lignin (PL). In the context of a pyrolysis-based biorefinery scheme, the two fractions can be processed independently by strategies tailored to their nature and inherent properties into a wide range of valuable products.

2.3. The pyrolysis-based biorefinery and the role of pyrolytic lignin

Pyrolysis liquids are promising feedstocks in the context of biorefineries and the development of novel biobased value chains. An overview of a pyrolysis-based biorefinery concept is illustrated in Fig. 7. It involves either the direct use of the

pyrolysis liquids or an alternative approach using fractionation.

As said in the previous paragraphs, direct upgrading of pyrolysis liquids is possible (*e.g. via* hydrotreatment followed by co-feeding in petro-based refineries^{56–58}), though technology development is still at a relatively low readiness level (max TRL 5–6⁵⁹). Apart from downstream separation issues due to the formation of complex product mixtures, carbohydrate-derived products contribute to catalyst lifetime issues, among others by their charring tendency (*e.g.* humins formation).⁶⁰

To circumvent these issues, fractionation of the pyrolysis oils, followed by tailored upgrading routes for the individual fractions is an attractive valorization approach. In this respect, distillation is not the preferred option due to the limited thermal stability of pyrolysis liquids, leading to substantial amounts of char. An alternative scheme involves phase separ-

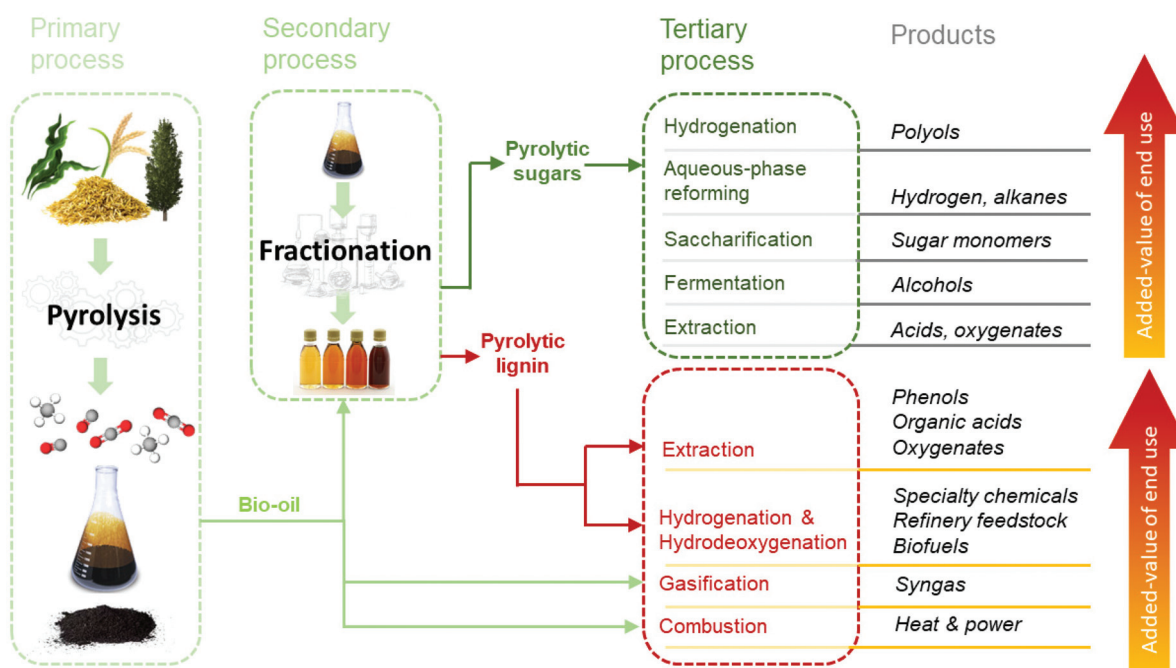


Fig. 7 The pyrolysis-based biorefinery concept.



ation of the oil by water addition. This leads to two main fractions, *i.e.* a pyrolytic sugar fraction and PL. Such water fractionation can be either applied as a simple procedure with limited amounts of water (*e.g.* 2.5 : 1 water : pyrolysis liquid w/w ratio, giving 30–40 wt% of PL obtained as a viscous oil with residual water and sugars⁶¹), or using a more extensive water wash which leads to high-purity PL (*e.g.* 16 : 1 water : pyrolysis liquid w/w ratio, 13.5–27.7 wt% of PL obtained as a fine powder⁶²). The trade-off between water usage and lignin purity needs optimization depending on the envisioned products and techno-economical aspects. Reported yields for the sugar fraction are 60–70 wt% (wet basis).⁶³ Overall yields are dependent on both the biomass source and water fractionation procedure.

The sugar and PL fractions are remarkably different in terms of structure and physicochemical properties. They may serve as intermediates to be processed independently in the biorefinery scheme. For instance, it was shown that the sugar fraction consists of cellulose-derived anhydrosugars (mainly levoglucosan), pentoses, organic acids and furans.⁶³ These can be further converted by hydrolysis, fermentation, hydroprocessing and aqueous phase reforming to yield hydrocarbons, alcohols, sugar monomers and platform chemicals such as hydroxymethylfurfural (HMF).^{63–69} Some routes aim particularly at levoglucosan, a versatile platform molecule present in bio-oil in high amounts and that may be further concentrated in the pyrolytic sugars to >30 wt%. Derivatives from levoglucosan are glucose (by hydrolysis), gluconic acid and ketones, as well as lipids and succinates produced *via* metabolic pathways.^{70–72} In contrast to extensive research on the sugar fraction, the development of conversion processes and applications of PL are by far less mature and will be the main scope of this review.

The PL fraction can be further depolymerized and upgraded into alkylphenolics, aromatics and organic acids with various applications such as high-end fuels and additives, fine chemicals, bioactive molecules and building blocks for chemical industries.^{73,74} Upon an efficient oxygen removal, PL can serve as a feedstock for co-feeding in traditional refineries, *i.e.* a *drop-in* possibility that may accelerate the entry market of this feedstock.^{75,76} Heat and power can be produced through combustion of either the whole pyrolysis oil or the PL derived stream (which has a higher energy content than the sugar fraction) to achieve an integrated and self-sustainable process. Gaseous streams from the pyrolysis itself and PL depolymerization are also sources of energy.

The main envisioned challenges of the pyrolysis-based biorefinery scheme are related to the chemical heterogeneity of each fraction and the low concentrations of specific compounds (be it monomers, dimers or trimers), which may bring high separation costs and low yields when aiming for specific molecules with high purity (*e.g.* specialty chemicals). The use of heterogeneous catalysts (often noble metals) for catalytic hydrotreatment, expensive hydrogen gas and relatively harsh conditions require well-integrated processes in which the catalyst can be recycled and/or has high stability,

materials can withstand the applied conditions and products achieve high quality and added-value to sustain their associated costs. The latter aspect is a bottleneck in practically any biorefinery development, as it is and it will probably remain difficult to economically compete with most petro-based products. A proper societal engagement and incentives from governmental and industrial leaders are paramount to accelerate the much-needed transition towards biobased schemes.

The development of novel and inexpensive catalysts as well as efficient routes and new applications for PL can greatly improve the viability of the pyrolysis biorefinery. For instance, the use of PL as an additive in formulations and materials can broaden the scope of industrial applications and add higher value to these by taking advantage of the great intrinsic properties of lignin (*i.e.* antioxidant, anti-UV, antimicrobial). The next section will detail the chemical and structural properties of PL, followed by possible depolymerization strategies to convert it to high-value chemicals and fuels.

3. Structure and properties of pyrolytic lignins

3.1. Molecular and chemical composition of PL

Thermal decomposition of lignin in lignocellulosic biomass involves numerous pathways, including competitive and/or consecutive reactions.^{77,78} Extensive cleavage of C–C and C–O–C linkages occurs. In particular, the β -O-4 linkages that make up the majority of the linkages in native lignin are extensively broken down.^{79,80} Cleavage of the propanoid side chains leads to the formation of considerable amounts of monomeric and oligomeric alkylated methoxyphenols, which can be further converted to alkylated phenols.^{78,81}

The biomass source and associated lignin structure determine the product composition of the pyrolysis oil and the associated PL fraction to a large extent. For example, softwood lignins consisting mostly of G units form mainly guaiacols (2-methoxyphenols), whereas hardwood lignins consisting of S and G units are decomposed in both guaiacols and syringols (2,6-dimethoxyphenols). Herbaceous biomass sources contain guaiacols, syringols and non-negligible amounts of *p*-hydroxyphenyl derived structures.⁸⁸ Accordingly, substantial differences in elemental composition are observed when comparing values reported in the literature for PL (Table 2). It should be kept in mind that these data may also be affected by differences in water fractionation methods and pyrolysis conditions applied. This also leads to differences in the PL appearance and water content. Typically, a brown hygroscopic powder is obtained when using an elaborated water wash protocol, while a viscous dark brown oil is obtained when using a simplified fractionation procedure with lower amounts of water.^{50,83,85} The elemental variability is clearly visible in a Van Krevelen diagram (Fig. 8). It also shows that the elemental composition of PLs differs from typical monomeric alkylphenolics and that the O/C molar ratio of PL is considerably higher. This is due to



Table 2 PL properties as reported in the literature

Ref.	Biomass source	Pyrolysis temp. (°C)	HHV (MJ kg ⁻¹)	Water (wt%)	C (wt%, dry)	H (wt%, dry)	O (wt%, dry)	N (wt%, dry)	M _w (g mol ⁻¹)
82	Rice husk	550–600	23.6	—	60.2	6.42	31.3	2.07	—
83	Pine	—	—	—	67.1	6.8	26.1	—	730
83	Forestry residue	—	—	—	63.2	6.5	30.3	—	705
84	Beech	470	—	—	67.5	6	26.3	<0.2	—
84	Spruce	470	—	—	70.4	5.9	23.5	<0.2	—
84	Bamboo	470	—	—	70.7	5.9	22.9	0.5	—
62	Mixed hardwood	—	—	—	66.2	6.02	27.6	0.23	—
62	Mixed softwood	—	—	—	67.4	6.2	26.1	0.24	—
62	Poplar	—	—	—	66	6.1	27.6	0.21	—
62	Eucalyptus	—	—	—	63.7	5.8	30.3	0.19	—
62	Wheat straw	—	—	—	65.2	6.13	27.6	1.02	—
62	Pine	—	—	—	70.6	6.6	22.6	0.15	—
85	Pine	—	—	4.7	65.9	6.5	27.5	<0.01	780
61	Pine	500	—	7.5	67.9	6.5	25.6	<0.1	741
61	Commercial pine	500	—	8.2	65.3	6.6	28.1	<0.1	690
61	Prunings	500	—	11.2	66.5	6.6	25.4	1.5	662
61	Mixed grass	500	—	7.6	64.3	6.8	27.3	1.6	713
61	Miscanthus	500	—	7.6	65.7	6.4	27.7	0.2	668
61	Sunflower seed peel	500	—	7.6	67.5	6.6	24.5	1.4	757
86	Pine	—	—	—	66	6.5	27.5	0.1	650
87	Pine	—	—	—	68.1	6.3	25.5	0.1	725
87	Pine	—	—	—	64.8	6.5	28.6	0.1	616

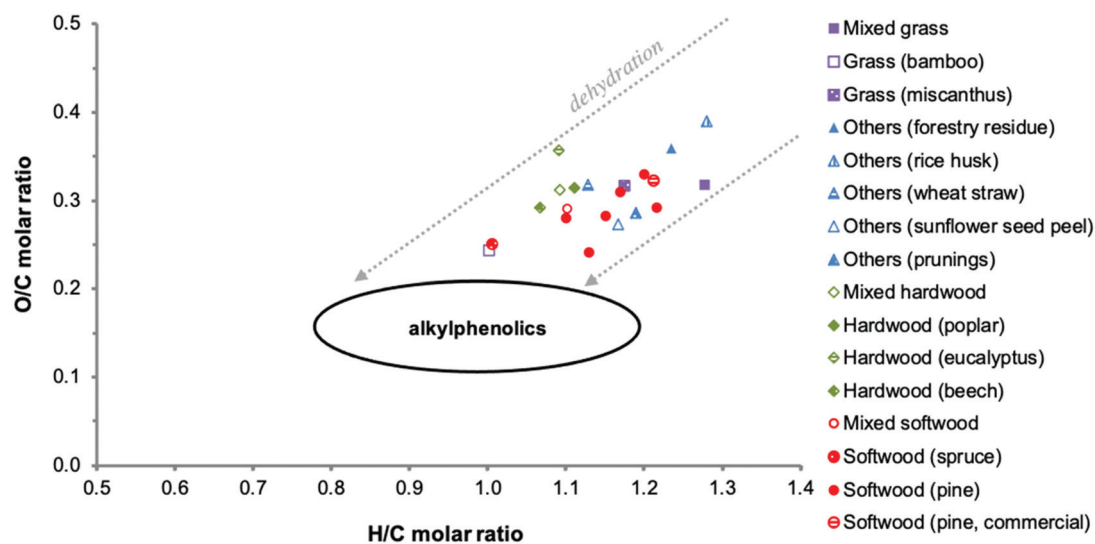


Fig. 8 Van Krevelen plot of PLs as reported in the literature. Adapted from ref. 89 with permission from Elsevier, copyright 2020.

the presence of oxygen-containing chemical functionalities other than phenolic hydroxy groups (*e.g.* methoxy groups), as further detailed in the following sections. The higher H/C molar ratio of some PLs might be related to higher amounts of extractives (such as fatty acids) and residual sugars.

Similar to other lignins, the molecular weight (M_w) distribution of PL is polydisperse, meaning that fragments of different sizes are present. However, the average M_w of PL (*ca.* 650–750 g mol⁻¹, Table 2) is much lower than those of typical technical lignins (*i.e.* 1500–9000 g mol⁻¹,^{5,89–96} *vide infra*). This is explained by the high temperatures applied in the fast pyrolysis process, which lead to thermally-induced depolymeriza-

tion. Furthermore, high M_w fragments from lignin might end up as char and not in the condensed vapor during the process. Interestingly, the M_w distribution of PL is similar to oligomeric fractions obtained by other biomass processing routes such as reductive catalytic fractionation (RCF) of pine wood (*i.e.* oligomers with M_w of 985 g mol⁻¹ (ref. 97)). As a result of the oligomeric character of PL, the monomer content is relatively low. This oligomeric nature of PL also brings a challenge to its characterization. For instance, only 15 wt% of monomers were quantified in a pine-derived commercial PL using GC × GC-FID, GC × GC/TOF-MS and HPLC techniques.⁸⁹ GC × GC identified mainly alkylphenolics and furans, whereas HPLC



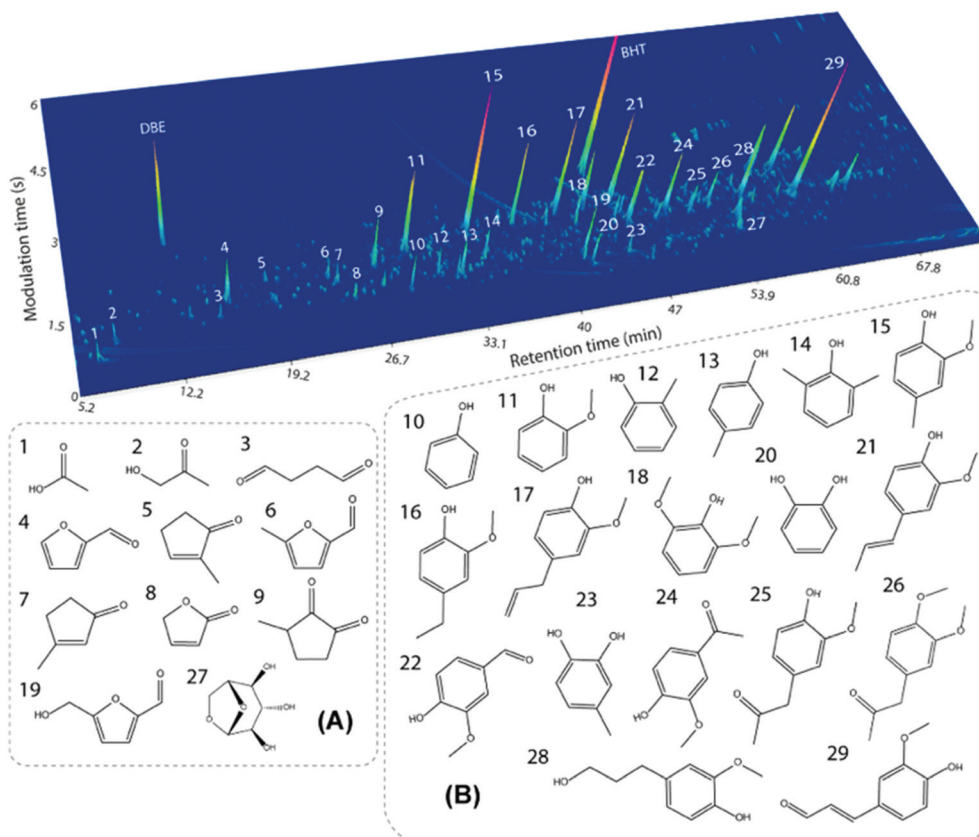


Fig. 9 GC x GC chromatogram for a pine-derived PL with the main identified monomers in the volatile fraction. Reproduced from ref. 89 with permission from Elsevier, copyright 2020.

identified residual levoglucosan and organic acids such as acetic and formic acid. The GC x GC/TOF-MS chromatogram with main monomers assigned is shown in Fig. 9.

3.2. Structural composition and formation of PL

A large fraction of the PL consists of substituted phenolic oligomers, for which two main routes of formation are proposed: (i) direct thermal ejection of lignin fragments into the gas phase;^{84,98} (ii) repolymerization of highly reactive monomeric species during pyrolysis and/or during condensation of the pyrolysis vapors.^{78,99–102} While the former route leads to the release of relatively unchanged structures existing in native lignin, the latter route results in new types of inter-unit linkages. Such new linkages, formed during pyrolysis, are different from the typical alkyl-aryl-ether, being particularly carbon-carbon linkages (e.g. diphenyl, diaryl methine) and saturated aliphatic side chains.^{84,103–106} According to the thermal ejection theory, residual alkyl-aryl-ether linkages are present as a result of the release of “untouched” lignin oligomers.⁹⁸ Such theory has been refuted by the most recent PL characterization studies using advanced techniques, in which β -O-4 linkages were not observed.^{84,89,102} Thermal splitting during pyrolysis is reported to generate unconjugated carbonyl groups and C-C double bonds, while the amount of methoxy

groups and aliphatic hydroxy groups decreases substantially when compared to native lignin.^{84,105,107} Gaseous compounds (e.g. CO, CO₂, H₂ and CH₄) and char are produced from reactions taking place during lignin pyrolysis, *i.e.* decarbonylation, decarboxylation, dehydration, cracking and repolymerization.^{77,88,101,108,109}

In general, lignin characterization has greatly evolved with the use of advanced tools such as NMR spectroscopy,¹¹⁰ DFT (density functional theory) computational modelling,¹⁰² high-resolution Fourier transform ion cyclotron resonance mass spectrometry (FT-ICR MS),¹¹¹ among others. Recent studies provided important insights on the main structural features of PL, showing that it consists mainly of trimers and tetramers of HGS units, as anticipated when considering thermally-driven depolymerization reactions.^{84,89,103,107,112} The relative contents of aromatic, side-chain aliphatics/methoxy groups and oxygenated aliphatics reported for a range of technical lignins and a representative PL (based on ¹³C-NMR) are plotted in Fig. 10.⁸⁶ Despite the semi-quantitative character of this analysis, it shows that PL has an overall higher amount of aliphatic side chains (from the cleavage of native aryl-ether linkages during pyrolysis) in comparison with other types of lignin. Furthermore, PL shows a much lower concentration of methoxy side groups, likely from the thermal-driven demethox-



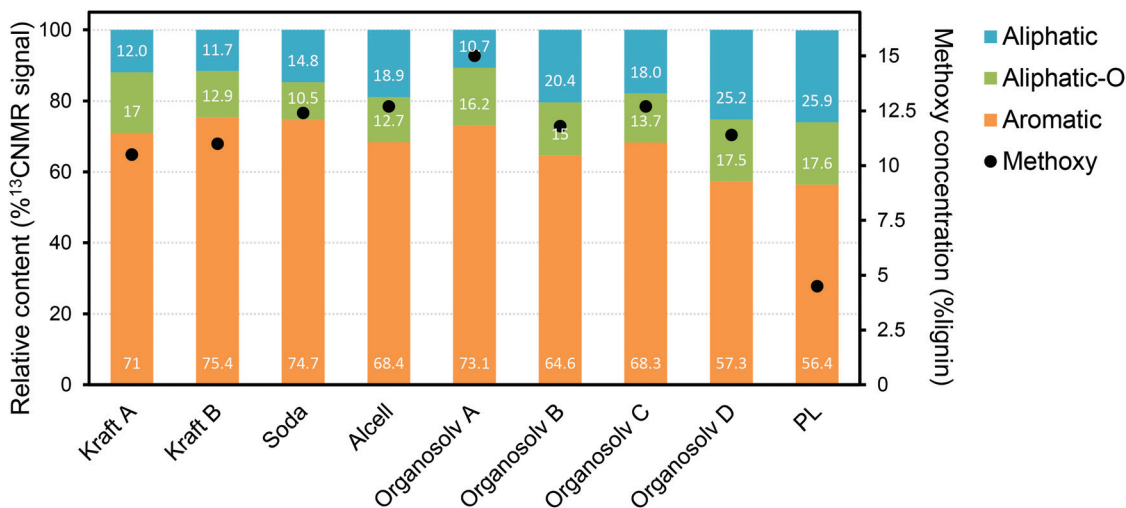


Fig. 10 Relative contents of aromatics, side-chain aliphatics and oxygenated aliphatics in technical lignins, together with their methoxy concentrations as determined by ^{13}C -NMR.⁸⁶

ylation that occurs during pyrolysis. These observations are in line with the proposed lignin reaction pathways taking place under pyrolysis conditions (*vide supra*).

An overview of the molecular structures for PL oligomers proposed so far in the literature is presented in Fig. 11. These PLs were obtained from various biomass sources and pyrolysis conditions. While there are similarities in the building blocks and C–C linkages, the proposed PL structures can be remarkably different in terms of size and the presence of β -O-4, sugars, benzofurans, stilbenes and β - β linkages. This is related to both the biomass sources and to the different analytical observations that served as base for building such models. For instance, advanced characterization tools such as HSQC and HMBC NMR are typically required for a precise fingerprinting of the complex oligomeric structures found in PL.

The lower molecular weight of PL compared to lignins obtained from other industrial processes is also noted by a relatively high phenolic OH content, since the native ether linkages in lignin are cleaved into phenols. By plotting the average M_w of lignins *versus* their phenolic OH content (calculated in mmol g^{-1} by ^{31}P -NMR) as reported in the literature, a clear tendency is observed, in which lower M_w distributions lead to higher phenolic OH content (Fig. 12). While these parameters can be influenced by the isolation process, conditions applied and biomass source, the observed trend is informative. The PL is highlighted in the graph as one of the lignins with the lowest M_w and, therefore, highest phenolic OH content. This high content is particularly interesting for applications in materials such as polycarbonates and epoxy resins, in which PL could potentially replace (part of) bisphenol-A (BPA), a petroleum-based building block with well-known concerns related to endocrine disruption in humans.^{114–116} Other lignin applications explored in the materials literature include the partial replacement of aromatic polyols in rigid polyurethane foams and of phenol in phenol-formaldehyde resins.^{91,117–119} Being a

particularly reactive motif, the phenol groups in PL can also serve as a handle for the engineering of advanced materials with on-demand functionalities. On the other hand, further depolymerization of PL may lead to high amounts of valuable phenolic monomers with applications as building blocks in the chemical and pharmaceutical industries, as well as energy-dense products with great potential as fuels. Such depolymerization strategies will be detailed in the next sections of this review.

4. Pyrolytic lignin valorization via depolymerization

The low amounts of monomers and chemical heterogeneity requires the PL to be further depolymerized before serving as a viable source for low molecular weight biobased chemicals and fuels.¹²⁰ Similar to pyrolysis liquids, novel multistep approaches have great potential to enable efficient depolymerization of PL into valuable monomers. Yields and distribution of the desired products may be optimized and tuned by for instance process conditions, catalyst and solvent choice. An overview of the valorization possibilities for PL and possible low molecular weight products, including fields of applications, is presented in Fig. 13.

Typical depolymerization approaches involve reductive and/or oxidative (catalytic) conversion steps. These may lead to product mixtures with considerable amounts of phenolic and aromatic lignin building blocks that can serve as high-value platform chemicals, whereas (di)carboxylic acids formed during oxidation are of interest for applications in the polymer and food industries.^{74,121,122} In addition, esterified mixtures may also be targeted as biobased fuels or fuel additives.¹²³ Recently, considerable research efforts have been undertaken to apply the PL as such (without major chemical modifi-



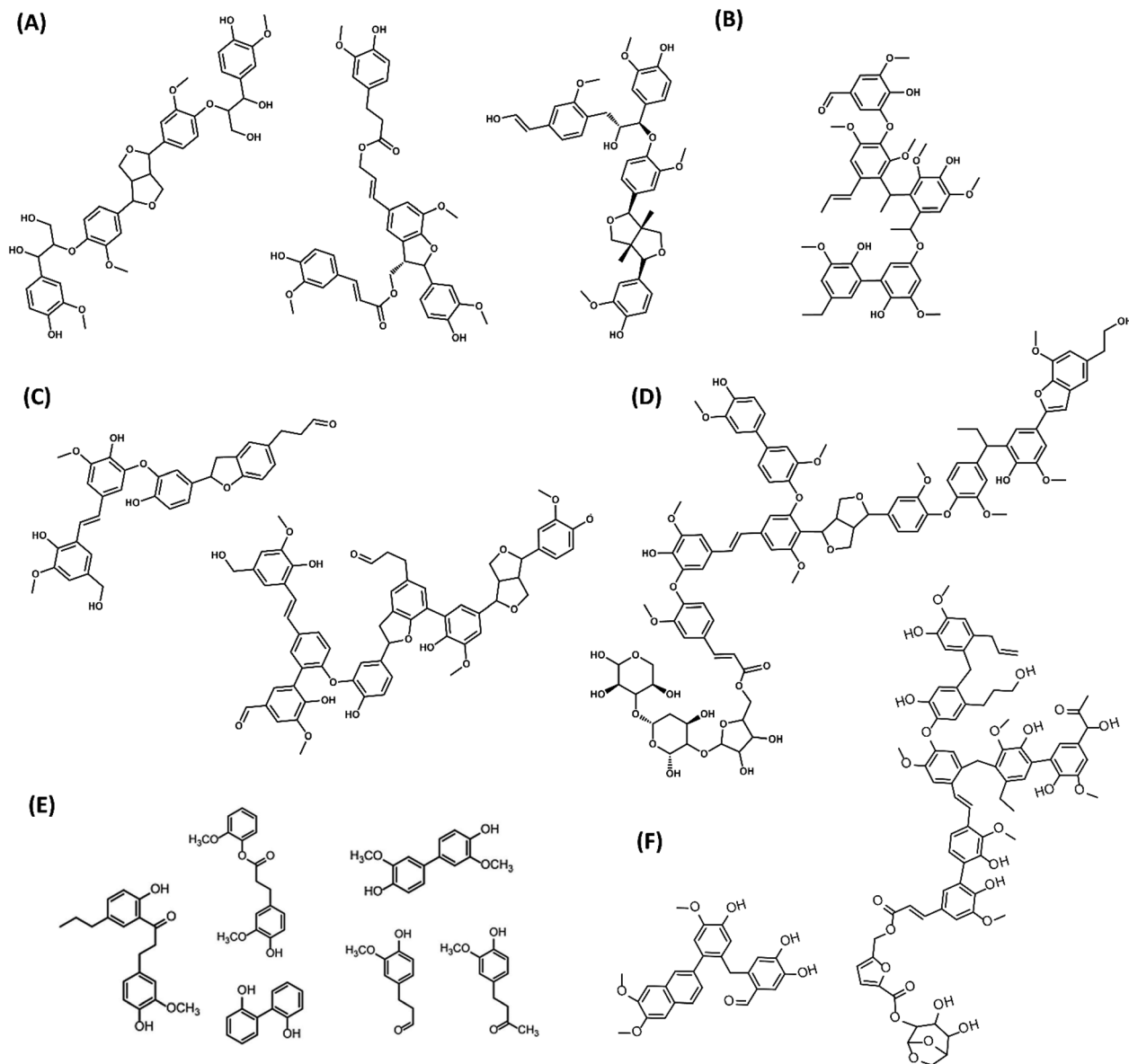


Fig. 11 Structures of PL oligomers proposed in the literature. (A) G-based tetramers from pine sawdust PL⁹⁸ (B) Pentamer from red oak PL¹⁰⁴ (C) Oligomers from beech wood PL⁸⁴ (D) Oligomer from switchgrass PL¹¹³ (E) PL dimers from rice straw, cotton stem and walnut shells¹⁰² (F) G-based oligomers from pine PL Adapted from ref. 89 with permission from Elsevier, copyright 2020.

cations). Examples are the use of PL as filler/binder/reactive diluent in materials (e.g. polyurethanes^{118,124} and resins¹²⁵) or to produce carbon fibers.^{126,127} Though such a strategy is not the core of this review, these potential applications broaden the possibilities for PL use, being complementary to the ones assessed by the depolymerization strategies here addressed.

Catalytic hydrotreatment is a reductive strategy for the upgrading of pyrolysis feedstocks (notably whole pyrolysis liquids) and has also been explored for PL depolymerization and valorization. The state of the art on PL hydrotreatment is presented below. Subsequently, potential oxidative approaches

for the valorization of PL are discussed, followed by combined processes.

4.1. Reductive approaches for PL valorization

Catalytic hydrotreatment involves a catalyzed reaction with a hydrogen source. Typically, hydrogen gas is used but other hydrogen donors have been evaluated as well (e.g. alcohols). The process is typically carried out at rather harsh conditions (up to 450 °C and 200 bar of hydrogen pressure). Upon this treatment, hydrodeoxygenation and hydrocracking reactions occur, and valuable monomers can be obtained. Hydrodeoxygenation (HDO) is, in theory, closely related to the hydrodesulfurization (HDS)



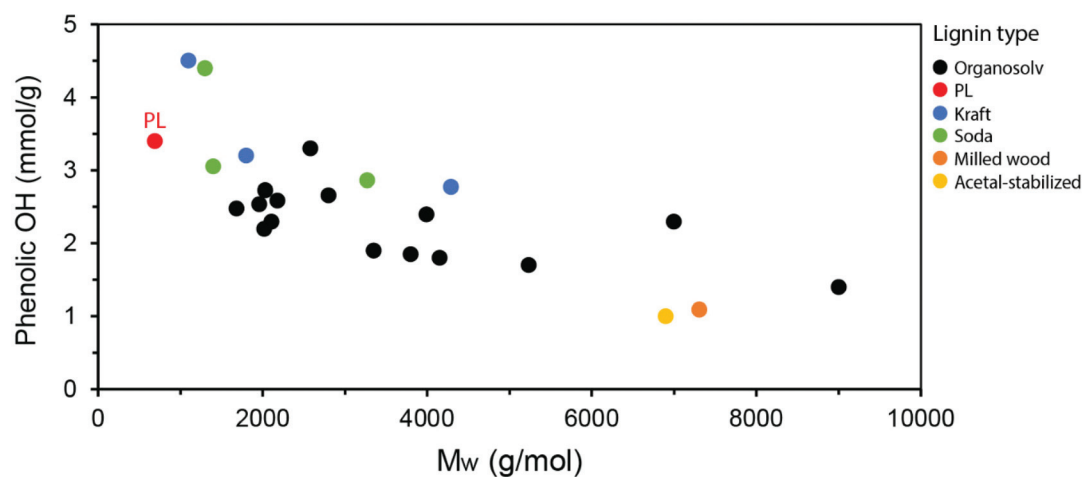


Fig. 12 Correlation between the average M_w and the phenolic OH content for various lignin types as reported in the literature.^{5,89–96}

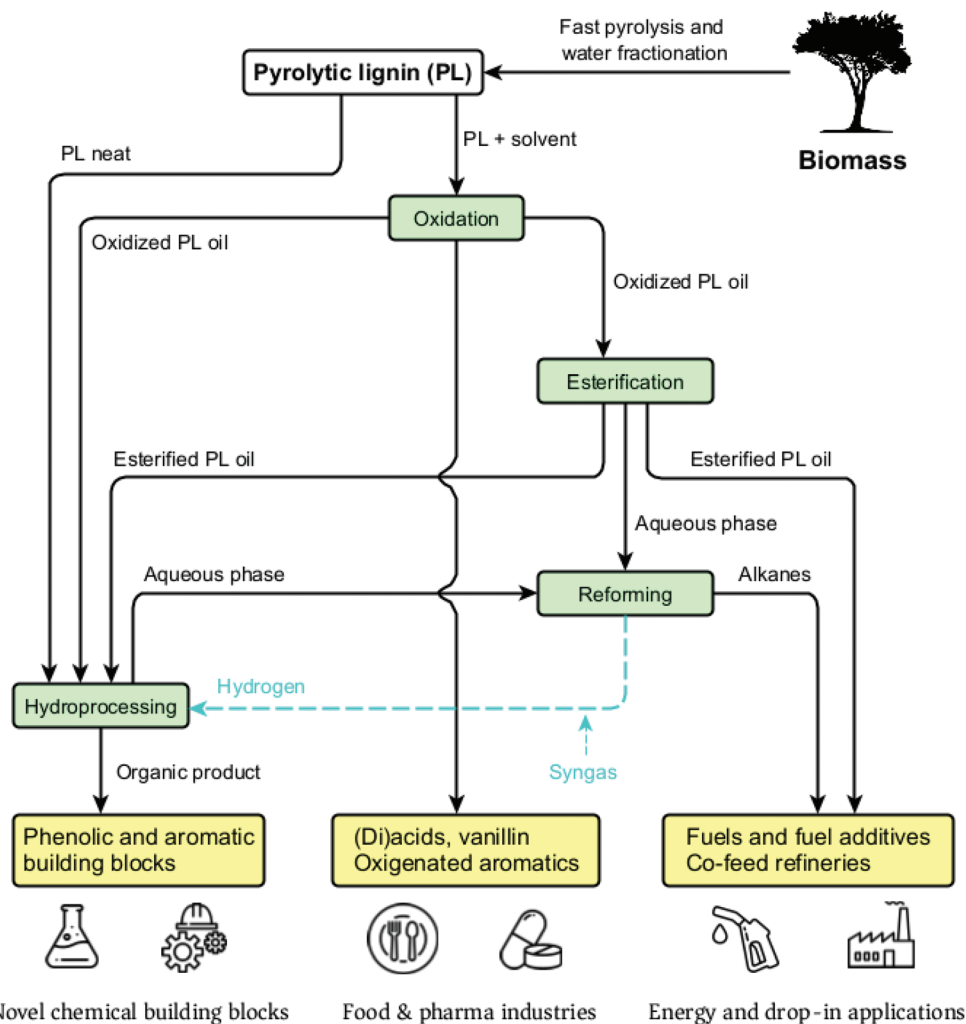


Fig. 13 Overview of the possible PL valorization strategies discussed in this review.



process performed in refinery industries for the removal of sulfur from petrochemical-based mixtures.^{128,129} Both processes use molecular hydrogen to eliminate the undesired heteroatoms, forming respectively H₂O and H₂S. However, despite this conceptual similarity, petrochemical-based and biobased feedstocks are extremely different in terms of structure and properties, and the oxygen content of the latter is much higher than the sulfur content in fossil fuels.

During catalytic hydrotreatment, the highly complex chemical character of pyrolysis feedstocks typically leads to low product selectivity, as different starting materials combined with multiple reaction pathways occur simultaneously (Fig. 14).¹³⁰ Hydrogen consumption is related to the conversion of various compound classes (acids, aldehydes, ketones, double bonds, *etc.*), and complex molecules can be accompanied by (often undesired) saturation.¹³¹ Ideally, the hydrogen usage during hydroprocessing should be minimized, as it is an important cost contributor, and carbon losses to the gas phase must also be suppressed to enhance overall carbon yields. Furthermore, thermally-induced repolymerization pathways must be prevented, as they ultimately lead to char formation.¹³²

Catalyst selection is of paramount importance. In particular, catalyst stability, selectivity and activity under the harsh conditions applied and in the reaction medium (which contains water and acidic compounds) are fundamental, yet difficult to achieve.^{133,134} Various catalyst deactivation mechanisms have been described in the literature, *e.g.* blocking of active sites, poisoning, sintering and coking.^{135–137} Despite these drawbacks, promising results have been reported for the

catalytic hydrotreatment of bioliquids.^{133,138,139} Experimental studies have been extensively performed with whole pyrolysis liquids at different conditions and using a range of catalysts, which include, among others: (i) typical HDS catalysts, *e.g.* NiMo/Al₂O₃ and CoMo/Al₂O₃,^{140–144} which need an external sulfur addition to improve activity and stability;^{130,145} (ii) supported noble metal catalysts, *e.g.* Pd/C, Pt/C, Ru/C,^{132,138,146,147} (iii) inexpensive Ni-based supported catalysts.^{139,148–152} There is still great potential for further improvements, for instance by the use of tailored bimetallic and bifunctional supported catalysts.^{153–155}

In contrast to pyrolysis liquids as a whole, the processing of the PL fraction is by far less explored. Nonetheless, interesting results were reported in studies using a range of different catalysts, set-ups, reaction conditions and solvents, see Table 3 for an overview. The vast majority of the literature regarding PL hydrotreatment consists of exploratory studies performed in batch set-ups. While these studies have given insights into reaction pathways, continuous processes suitable for scale-up need to be investigated in the future, particularly to assess catalyst stability. In some studies, the pyrolysis oil was from a technical lignin feed (*e.g.* Kraft, Alcell) instead of lignocellulosic biomass, and the resulting lignin oil was then hydrotreated.^{156,157}

The monomer yields after hydrotreatment vary substantially, and high values of >50% have been reported. A clear comparison is difficult due to differences in process conditions, and particularly in the approach to determine the yield of such monomeric products (*e.g.* based on input, based on product oil, based on GC detectables, *etc.*). Recent advances in analytical techniques such as NMR and GC × GC for bioliquids characterization have provided valuable information regarding the product composition and the amounts of alkylphenolics and aromatics obtained from PL hydroprocessing.^{61,83,85,86} Indeed, monomers are present in considerable amounts, and may be used in various existing applications, *e.g.* polymers, dyes, resins, fine chemicals, fuels and fuel additives.^{74,158} Remarkably, Wang *et al.* reported a 39.5% PL conversion into a single product (hexamethylbenzene), isolated as a high-purity (>99%) crystal.¹⁵⁹

Overall, noble metal catalysts often favour the over-reduction of aromatic rings in PL, leading to (cyclo) alkanes.^{85,157} Inexpensive catalysts such as Ni-based and limonite (an iron ore) are preferred. PL is typically isolated as a low melting solid or a liquid depending on the purity. As such, it may serve as the reaction medium, and a solvent-free process may be envisioned. This prevents extra costly separation steps and other issues related to the use of solvents, such as participation in reaction pathways.

As most research is performed in batch set-ups and exploratory, further process development is required. The use of continuous set-ups enables the acquisition of intrinsic kinetic data essential to pave the way towards optimization, scale-up and ultimately industrialization of PL upgrading processes. Other important aspects to be explored are: (i) detailed studies aimed at the selection of improved catalysts regarding activity,

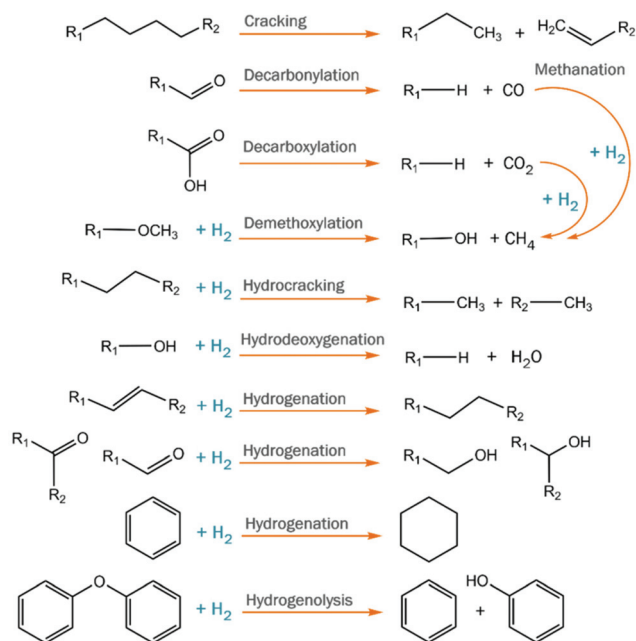


Fig. 14 Reaction pathways involved in the catalytic hydroprocessing of pyrolysis feeds.



Table 3 Overview of literature data for the catalytic depolymerization of PL and lignin oils

PL source	<i>T</i> (°C)	<i>P</i> (bar)	Catalyst(s)	Solvent	Monomer yield (wt%)	Ref.
Water-extracted PL from pyrolysis liquid, solvent used as hydrogen donor						
Mixed maple wood	25–150	50	Ru/TiO ₂	Ethanol	15–16.3 ^a	160
Rice husk	260	20	Ru/ZrO ₂ /SBA-15	Ethanol	—	82
Red oak	150	35	Ru/C	Ethanol	—	104
Maple wood	340–415	1	HZSM-5	Tetralin	22.2–31.3 ^b	161
Pine wood	400–500	1	γ-Al ₂ O ₃	Methanol	39.5	159
Pine wood, red oak	300	1	CuAlMgO _x	Methanol	—	162
Water-extracted PL from pyrolysis liquid, H₂ used as hydrogen donor						
Pine wood	340	35	HZSM-5, α-Al ₂ O ₃ , MoO ₃	—	3.1–17.1 ^c	163
Hog fuel	230–415	140	CoMo	—	50 ^d	164
Forestry residue	220–310	190	Ru/C	—	—	165
Pine wood	450	100	Limonite	—	23.4 ^e	86
White oak	150–400	69–167	NiMo/Al ₂ O ₃ , Pd/C, Pt/C	—	—	166
Pine wood	300–400	190–200	Ru/C, NiMo/Al ₂ O ₃	—	—	167
Pine wood, sunflower seed peel, miscanthus, prunings, verge grass	350–425	100	Pd/C	—	39 ^e	61
Pine wood	350–400	100	Ru/C, Pt/C, Pd/C, Rh/C, NiMo/Al ₂ O ₃ , CoMo/Al ₂ O ₃	—	33 ^e	85
Pine wood, forestry residue	400	100	Ru/C	—	51.3 ^e	83
Pine wood	350	120	Ru/C, Ni/SiO ₂ -ZrO ₂ , Ni-Cu/SiO ₂ -ZrO ₂ , Ni-Pd/SiO ₂ , Ni-Pd-Cu/SiO ₂ , Ni-Mo-Cu/SiO ₂ -Al ₂ O ₃ , Ni-Mo/SiO ₂ -Al ₂ O ₃	—	20–37 ^f	168
Pyrolyzed lignin oils, solvent used as hydrogen donor						
Rice husk ^g	150–170	40	Ru/SBA-15	Isopropanol	83–85 ^e	169
Alcell lignin ^h	350	100	Ru/C	Dodecane	26 ^f	156
Pyrolyzed lignin oils, H₂ used as hydrogen donor						
Kraft and Organosolv lignin ^h	350–400	100	Ru/C, 20NiMoP/AC, CoMo/Al ₂ O ₃	—	28.8–81.9 ^f	157
Organocell lignin ^h	400	1	Fe/SiO ₂ , Fe/AC	—	5.7–6.1 ⁱ	170

^a 'Volatile liquids' based on PL intake, obtained from vacuum distillation of the organic product (55 °C, 170 mbar, 1 h). ^b 'Organic distillate' based on PL intake, obtained from vacuum distillation of the organic layer (200 °C, 1.7 mbar, 30 minutes). ^c Sum of total hydrocarbons and total phenolics as determined by GC-MS, based on PL intake. ^d Fraction of the organic product (≈60–65wt% of PL intake) boiling within gasoline range, estimated by simulated distillation. ^e Monomer yield as determined by GC × GC-FID, based on PL intake. ^f Monomer yield as determined by GC × GC-FID, based on the hydrotreated organic product. ^g Phenolic fraction separated by glycerol-assisted vacuum distillation of the pyrolysis liquid (≈10 wt% yield). ^h Lignin (instead of biomass) used as the pyrolysis feedstock. ⁱ Mass yield of the GC-analyzed oils after pyrolysis and hydrotreatment.

selectivity, stability and recyclability; (ii) the biomass source, which has a direct impact on the PL structure and properties; (iii) the hydrotreatment conditions, *e.g.* pressure, temperature, residence time; (iv) the hydrogen donor, *e.g.* H₂, methanol, formic acid; (v) the reactor configuration; (vi) new fractionation approaches for PL; (vii) separation technologies for the product mixtures obtained from PL; (viii) testing of PL-derived mixtures and/or specific compounds in suggested applications.

4.2. Oxidative approaches for PL valorization

In contrast to reductive processes, the oxidation of lignin has been performed industrially for many decades. A representative example is the pulp bleaching process, in which residual lignin-related chromophores are oxidized to low molecular weight, water-soluble compounds. Several oxidants are used (*e.g.* chlorine, oxygen, hydrogen peroxide), which react *via* electrophilic and radical mechanisms with the aromatic chromophores and promote delignification.^{171,172} An oxidative strategy similar to the one used in pulp industries has been recently proposed for the deconstruction of lignin before enzymatic digestion of cellulose, *i.e.* a first step able to significantly

decrease biomass recalcitrance and, consequently, increase the availability of biomass-derived sugars for further processing.^{173–176} This approach relies on the fact that the lignin structures are highly prone to oxidation, and thus there is great potential for converting lignin into valuable products *via* oxidative strategies.^{172,177–179}

The oxidation of industrially available technical lignins (*e.g.* alkali, Alcell) as well as of lignin model compounds, has been extensively investigated with oxygen, air and hydrogen peroxide as oxidants. A broad range of catalytic systems has been reported, in which homogeneous catalysts are most often employed, *e.g.* TEMPO,^{180–182} oxovanadium complexes,^{183–186} metallosalen complexes^{187,188} and POMs.^{189,190} Heterogeneous catalysts (*e.g.* chalcopyrite,¹⁹¹ metal-supported,^{192–194} metal oxides^{195–197}) and innovative approaches using biomimetic catalysts^{198–200} and ionic liquids^{201–203} have been studied as well. Products derived from lignin oxidation include aromatic acids and aldehydes such as vanillin,^{204–206} phenolic building blocks^{207–210} and di-carboxylic acids (DCAs)^{211,212} with several potential applications.

Ozone is relatively less explored as an oxidant for lignin, despite its uses in wastewater treatment as a disinfectant,²¹³ in



the paper and pulp industry as a bleaching agent,^{178,214} as a pretreatment to improve the enzymatic hydrolysis of biomass,^{173,175,215–218} and to upgrade vegetable oils.²¹⁹ Ozone has a high reactivity towards both phenolic and non-phenolic nuclei at mild conditions, and neither chemical additives nor catalysts are typically needed.¹⁷² Advantageously, it can be easily generated *in situ*, either from oxygen or from dry air, and is relatively safe. Ozone has a short half-life of less than one hour when dissolved,^{220,243} thus any residual ozone in the system quickly decomposes to O₂, providing an overall clean process with no need of extra separation steps. Previous works showed that ozonated solutions from biomass and/or lignin contain a range of oxygenated aromatics, quinones and carboxylic acids with potential as fuel additives,²²¹ polyurethanes,²²² surfactants²²³ and fine chemicals for the food and pharma industries.^{191,224}

In contrast to lignin oxidation, studies on the oxidation of PL are nearly absent in the literature. Recently, an oxidation system with oxygen and polyoxometalates as the catalysts was reported. Here the PL showed the highest product yields (65.2 wt%) to aromatic compounds and esters compared to other lignin feeds.¹⁹⁰ Recently, our group has for the first time studied the oxidation of PL with ozone in detail. It showed a high reactivity (mainly due to the high amounts of hydroxy and methoxy groups within the PL structure) and PL depolymerization of up to 40% upon ozone exposure at mild conditions was observed. The main products were low molecular weight (di)acids and esters, along with larger highly oxygenated aliphatics.²²⁴ Ozone was also shown to be promising to mediate the depolymerization and solvolysis of other technical lignins under ambient conditions.⁹³

Most of the studies on lignin oxidation have been performed in (semi)batch set-ups. However, the use of continuous flow microreactors with gaseous oxidants that often bring safety issues (*e.g.* oxygen and ozone) is very attractive, as higher mass transfer rates from the gas to the liquid phase are attainable, much smaller volumes are used and superior control over the reaction conditions can be achieved. Accordingly, the microreactor technology is considered a sustainable solution from both safety and energy-saving aspects as it offers a substantial process intensification due to the enhanced mass and heat transfer rates, as well as the ease of upscaling by numbering-up.^{225,226} For lignin oxidation in general, the development of continuous flow processes in microreactors is still in its infancy, and only a few reports are currently available. Promising results were reported on the photocatalytic degradation of lignin model substrates,²²⁷ ultrafast hydrothermal²²⁸ and copper chloride mediated oxidative²²⁹ depolymerization of Kraft lignin, and supercritical extraction of Kraft lignin oxidation products.²³⁰ Our group has recently demonstrated the potential of microreactors for the ozone oxidation of PL at ambient conditions, and the system showed good performance at lower residence times compared to a semi-batch set-up.²³¹

Similar to the reductive approaches, the development of feasible systems that minimize reagents consumption while

maximizing product yields is fundamental for future oxidative upgrading processes for PL. This includes tuning process conditions according to the characteristics of the feedstock and targeted products, optimizing the process set-up and, in the case of catalytic systems, improving the catalyst stability and selectivity. While the focus of this review is on depolymerization, it is important to mention that lignin oxidation is also interesting as a functionalization step, as the OH groups incorporated in the structure can be further used as polymerization sites in the development of novel biobased materials.²²³

New oxidation approaches not discussed in detail in this paper but worthwhile mentioning (as they will be subject to future investigations) are electrochemical processes to depolymerize lignin, *e.g.* to aromatic fine chemicals such as vanillin and syringaldehyde.²³²

4.3. Combined oxidative-reductive approaches for PL valorization

The previous sections showed that reductive and oxidative routes have good potential for PL valorization. In addition to that, a combination of both an oxidative and reductive step may be of interest to improve product yields. This approach has been, for example, explored for the controlled depolymerization of lignins rich in β -O-4 linkage into aromatic monomers.²³³ While in PL the aliphatic C–C double bonds, *i.e.* stilbene linkages, are readily cleaved during oxidation, these are hydrogenated to stable C–C bonds during catalytic hydrotreatment (which are difficult to cleave). Furthermore, even though aromaticity can be lost upon harsh oxidation, a controlled and mild oxidative step can greatly improve lignin's accessibility at the expense of some aromaticity, still leading to good yields of aromatic and phenolic monomers.

Successful combined oxidative-reductive approaches were demonstrated for whole pyrolysis liquids.^{234–236} For example, a sequence of an oxidation reaction based on H₂O₂/ozone and a subsequent hydrotreatment ultimately gave a product enriched in hydrocarbons. Compared to the direct hydrotreatment, products from the two-step approach were obtained in higher yields and had improved HHVs, as well as lower acid values, char and oxygen contents. A follow-up study achieved similar promising results using syngas (from biomass gasification) instead of pure hydrogen in the hydrotreatment step.¹²³ While combined approaches for PL depolymerization are nearly absent, the use of a straightforward oxidative pre-treatment step to reduce the molecular weight of PL before hydrotreatment was shown to have a positive effect on monomeric product yields and overall depolymerization, yielding products of higher volatility and improved calorific values.^{231,236}

Esterification of acidic oxidized pyrolysis liquids has been also explored to stabilize them and to prevent aging and corrosion issues due to the presence of the organic acids. In addition, as boiling points of esters are lower than those of their parent acids, separation through reactive distillation is possible.^{237–239} Various catalysts have been investigated for this purpose, *i.e.* ion-exchange resins,²⁴⁰ ionic liquids,²⁴¹ zeolites,^{242,243} homogeneous/solid acids^{244–247} and mixed



oxides.²⁴⁸ Previous studies showed that aldehydes can negatively affect the conversion of acids into esters and promote repolymerization pathways during esterification. As such, the oxidation of aldehydes in the preceding step is a convenient solution to improve product properties.^{239,249} Accordingly, oxidation-esterification systems using both ozone and H₂O₂/ozone for the first step were reported and showed potential to upgrade pyrolysis liquids into fuels.^{239,250}

4.4. Other potential approaches for PL valorization

To the best of our knowledge, the approaches addressed below have not yet been applied to PL. Nonetheless, it is worth mentioning current trends in the broad lignin transformation space, which can also be used for PL and likely expand the possibilities for PL valorization. For instance, biological valorization routes using enzymes and microorganisms are receiving great attention due to their milder operational conditions and low energy consumption. Ligninolytic enzymes, mainly peroxidases, were shown to catalyze the depolymerization of technical lignins (e.g. Kraft lignin, alkali lignin) and lignin model compounds.^{251–253} Lignin degradation by bacteria has been also investigated as a way to produce mixtures of low *M_w* fragments, and several reports are available on the bacterial conversion of technical lignins and different lignocellulosic biomasses.^{254,255} Such biological biorefining concepts typically involve a first conversion step that generates lignin-derived intermediates which are further upgraded into platform chemicals through subsequent funnelling steps. Accordingly, metabolic engineering strategies have been explored for the production of value-added chemicals from lignin, such as vanillin, catechol, vanillic acid, adipic acid, muconic acid, bioactive polyphenols, among others.²⁵⁴ A recent work specifically highlighted the potential of pyrolysis products as a carbon source for the microbial biosynthesis of lipids, which are known important platform molecules for fuels, food and feed applications.²⁵⁶

While such biological routes in theory provide a promising technological platform for lignin, several technical barriers and challenges still need to be overcome. The main drawbacks are related to the high costs, difficulties on obtaining enzymes on a large scale, low product yields, lignin heterogeneity and low enzyme stability due to their overall high sensitivity. The latest point is crucial when considering PL as the feed. Given that lignin-derived streams are often water-insoluble and toxic to microbes, industrial strains can only be used at low feedstock concentrations. Therefore, the development of processes more tolerant to lignin monomers/small fragments is of paramount importance to increase the feasibility of biological upgrading steps when combined with the pyrolysis biorefinery. Finally, as the knowledge of lignin degrading metabolic pathways is still very limited, there is a remarkable opportunity in place for the development of systems biology approaches (e.g. 'omics' technologies) able to leverage microbial engineering for lignin valorization.^{257,258} The reader is referred to dedicated reviews that cover this topic in detail.^{254,255,259,260}

Another rapidly growing topic in the lignin field is the synthesis and use of lignin nanoparticles (LNPs), for which various methods have been investigated (e.g. solvent exchange, acid precipitation, ultrasonication).^{261,262} LNP formation is related to the naturally amphiphilic character of lignin, comprised by a hydrophobic aromatic backbone decorated with hydrophilic motifs (e.g. hydroxyl and carboxyl groups, *vide supra*). The properties of LNPs can be tuned to a high extent, as they are related to the production method and conditions (such as temperature and pH)^{263,264} as well as very dependent on the lignin source and its properties (*i.e.* hydroxy content and distribution, molecular weight, S/G unit ratio). Overall, LNPs have the advantages of being an abundant, biocompatible and inexpensive nanomaterial with very interesting properties. Several applications of LNPs have been consolidated, such as their use in thermoplastics, nanocomposites, dispersants, coatings, foams, bactericides and products that require protection from UV radiation.^{262,265} While mostly explored for technical lignins of larger *M_w* (e.g. Kraft and organosolv lignins), it has been shown that LNPs can also be produced using low *M_w* lignin fractions with properties similar to those of PL.²⁶⁴ This valorization strategy doesn't necessarily involve depolymerization (our focus in this review), but it can be certainly envisioned in a pyrolysis-based biorefinery as a way to produce valuable surface-active materials and bioactive ingredients from PL.

5. How far are we from the implementation of a pyrolysis-based biorefinery?

In the previous sections, we have showcased the pyrolysis biorefinery concept with a focus on valorization strategies for depolymerizing PL into fuels and chemicals. Most of the routes aforementioned are still very exploratory and academic in scope, and therefore not close to implementation. The pyrolysis technology itself is available commercially, but the obtained pyrolysis liquid is currently mainly used for energy generation purposes.²⁶⁶

While proven to be a promising source of biobased aromatic molecules, several challenges have to be overcome in order to bring the PL fraction closer to the high-value applications that could enable the industrialization of an integrated pyrolysis-based biorefinery. These challenges are related to technological, economic and regulatory aspects, which are intertwined. To highlight some points addressed earlier, it is fundamental to achieve a good catalyst stability/recyclability in the PL depolymerization, to develop efficient product separation steps and/or further funnelling steps toward mixtures of lower complexity and high value, as well as to achieve a performance as good (or superior to) fossil-based counterparts. On this note, a particularly important point is the need for more applied research on PL valorization, in which specific applications/properties are targeted and industrial bench-



marks are used for a relevant comparison that should ideally include technical and economic analyses (TEA). A good example from the recent literature is a TEA and a LCA of the integrated utilization of bio-oil from cotton straw for the production of levoglucosan (*i.e.* the main component of the pyrolytic sugar fraction), phenol-formaldehyde resins and noncorrosive road deicers. The results imply that this scheme is likely commercially attractive (particularly for the first two products) if high product yields are achieved and the use of non-renewable reagents and energy is minimized.²⁶⁷

Besides technical aspects, the implementation of more advanced biorefining schemes is a multidisciplinary challenge including supply chain, sustainability and regulatory aspects. A robust model must therefore consider, among others, feedstock selection (as biomass properties and costs vary and are subject to location and seasonality, as well as impacted by natural events); logistics aspects such as feedstock transportation and storage/stability; fluctuations and sourcing of energy, reagents and materials; LCA/sustainability aspects such as recyclability, biobased content and biodegradability of products; product portfolio flexibility; heat integration and waste management. Along with this comes the regulatory framework, which is not fully established for many novel lignin-derived products, delaying market entry and increasing the risk of new technologies. Finally, governmental support as in funding schemes for bioeconomy and environmentally-sound policies (*e.g.* emissions taxation, tighter regulations) will play a pivotal role in the development of biorefineries – a space also highly influenced by societal pressure and global politics.²⁶⁸ It is clear that a new era of biobased industries, in which biomass is valorized as a whole by cascading upgrading steps of its components, is in full-speed development. Differently from the traditional “biomass to biofuels” models, such schemes unlock new types of businesses, often decentralized and suitable for more complex industries that aim at higher-value products and diversified markets.²⁶⁹ The integrated pyrolysis-based biorefinery (here explored by “zooming in” the PL fraction) is part of such movement, and its scale-up and implementation will largely depend on both disruptive scientific/technology developments as well as said external factors.

6. Conclusions and future recommendations

Fast pyrolysis is a well-established technology to thermochemically convert lignocellulosic biomass into pyrolysis liquids (also known as bio-oils). Pyrolysis liquids are easily fractionated into a sugar-rich aqueous stream and the water-insoluble PL, two fractions that can be efficiently upgraded *via* tailored routes in a pyrolysis-based biorefinery. PL is mostly comprised of lignin fragments and, as this review details, holds great potential as a biobased source of valuable compounds to replace fossil-based counterparts. While its complex and chemically heterogeneous structure may represent a chal-

lenge, increasing research efforts highlight the potential of PL to yield aromatics, phenolics and aliphatic monomers such as DCAs and esters through (catalytic) reductive, oxidative and combined valorization strategies.

Despite the promising results reported in the literature, research on PL valorization is still in its infancy, and further investigations are necessary to advance the field. For instance, the range of biomass feedstocks can be greatly expanded beyond wood, particularly towards agricultural wastes with a local approach that can bring social developments and accelerate scale-up and implementation. Detailed studies will be required to further elucidate reaction pathways and support the selection of improved and viable catalysts concerning activity, selectivity, stability and recyclability. Studies under continuous operation are of great interest to better understand the kinetics and scale-up possibilities. Importantly, the downstream processing of lignin-derived mixtures to individual compounds or specific compound classes is still an overlooked topic that requires further investigation. Finally, product research to use PL or derived products as reactive-diluent/filler in materials (phenol-formaldehyde resins, polyurethanes, epoxy resins, carbon fibers) and functional ingredients needs further attention. Identification of promising end uses for (upgraded) PL will accelerate the introduction and implementation of feasible pyrolysis-based refineries with a low carbon footprint. Accordingly, such biorefining schemes will largely benefit from robust TEA and LCA models supported by environmentally-sound regulations to speed up the market entry of novel products from biomass.

Author contributions

Monique B. Figueirêdo: conceptualization, investigation, writing – original draft, visualization, funding acquisition. Idoia Hita: conceptualization, investigation, writing – original Draft, visualization. Peter J. Deuss: conceptualization, writing – review & editing, supervision. Robbie Venderbosch: writing – review & editing. Erik Heeres: conceptualization, writing – review & editing, supervision.

Conflicts of interest

The authors declare the following competing financial interest (s): R. H. V. is a senior researcher at BTG Biomass Technology Group, which explores commercial opportunities for pyrolysis oils and its fractions.

Acknowledgements

Financial support from the Science without Borders program (CNPq, Brazil) on the PhD project of MBF is gratefully acknowledged.



References

- J. Jacquet and D. Jamieson, *Nat. Clim. Change*, 2016, **6**, 643–646.
- International Renewable Energy Agency (IRENA), *Reaching zero with renewables: Eliminating CO₂ emissions from industry and transport in line with the 1.5 °C climate goal*, Abu Dhabi, 2020.
- E. Novaes, M. Kirst, V. Chiang, H. Winter-Sederoff and R. Sederoff, *Plant Physiol.*, 2010, **154**, 555–561.
- A. Kumar, A. Gautam and D. Dutt, *Adv. Biosci. Biotechnol.*, 2016, **7**, 149–168.
- S. Bertella and J. S. Luterbacher, *Trends Chem.*, 2020, **2**, 440–453.
- Y. Pu, F. Hu, F. Huang, B. H. Davison and A. J. Ragauskas, *Biotechnol. Biofuels*, 2013, **6**, 15.
- J. Ralph, C. Lapierre and W. Boerjan, *Curr. Opin. Biotechnol.*, 2019, **56**, 240–249.
- M. T. Amiri, S. Bertella, Y. M. Questell-Santiago and J. S. Luterbacher, *Chem. Sci.*, 2019, **10**, 8135–8142.
- C. W. Lahive, P. C. J. Kamer, C. S. Lancefield and P. J. Deuss, *ChemSusChem*, 2020, **13**, 4238–4265.
- M. Bergs, X. T. Do, J. Rumpf, P. Kusch, Y. Monakhova, C. Konow, G. Völkerling, R. Pude and M. Schulze, *RSC Adv.*, 2020, **10**, 10740–10751.
- M. P. Pandey and C. S. Kim, *Chem. Eng. Technol.*, 2011, **34**, 29–41.
- S. Nikafshar, J. Wang, K. Dunne, P. Sangthongantoi and M. Nejad, *ChemSusChem*, 2021, **14**, 1184–1195.
- Y. Liao, S.-F. Koelewijn, G. V. den Bossche, J. V. Aelst, S. V. den Bosch, T. Renders, K. Navare, T. Nicolaï, K. V. Aelst, M. Maesen, H. Matsushima, J. M. Thevelein, K. V. Acker, B. Lagrain, D. Verboekend and B. F. Sels, *Science*, 2020, **367**, 1385–1390.
- G. G. Zaines, N. Vora, S. S. Chopra, A. E. Landis and V. Khanna, *Processes*, 2015, **3**, 634–663.
- J. K. Kurian, G. R. Nair, A. Hussain and G. S. V. Raghavan, *Renewable Sustainable Energy Rev.*, 2013, **25**, 205–219.
- A. Molino, S. Chianese and D. Musmarra, *J. Energy Chem.*, 2016, **25**, 10–25.
- Y. Zhang and W.-T. Chen, *Direct Thermochemical Liquefaction for Energy Applications*, ed. L. Rosendahl, Woodhead Publishing, 2018, pp. 127–168.
- A. V. Bridgwater, *Biomass Bioenergy*, 2012, **38**, 68–94.
- T. Dickerson and J. Soria, *Energies*, 2013, **6**, 514–538.
- X. Chen, H. Zhang and R. Xiao, *Energy Fuels*, 2018, **32**, 4178–4188.
- J. Alvarez, M. Amutio, G. Lopez, L. Santamaria, J. Bilbao and M. Olazar, *Waste Manage.*, 2019, **85**, 385–395.
- S. Deng, H. Tan, X. Wang, F. Yang, R. Cao, Z. Wang and R. Ruan, *Bioresour. Technol.*, 2017, **239**, 302–310.
- J. Yang, J. Rizkiana, W. B. Widayatno, S. Karnjanakom, M. Kaewpanha, X. Hao, A. Abudula and G. Guan, *Energy Convers. Manage.*, 2016, **120**, 422–429.
- R. W. Nachenius, F. Ronsse, R. H. Venderbosch and W. Prins, *Advances in Chemical Engineering*, ed. D. Y. Murzin, Academic Press, 2013, vol. 42, pp. 75–139.
- Y. A. Situmorang, Z. Zhao, N. Chaihad, C. Wang, A. Anniwaer, Y. Kasai, A. Abudula and G. Guan, *Int. J. Hydrogen Energy*, 2021, **46**, 3640–3650.
- A. Pattiya, in *Direct Thermochemical Liquefaction for Energy Applications*, ed. L. Rosendahl, Woodhead Publishing, 2018, pp. 3–28.
- M. Balajii and S. Niju, *Environ. Chem. Lett.*, 2019, **17**, 1447–1469.
- S. Anto, M. P. Sudhakar, T. S. Ahamed, M. S. Samuel, T. Mathimani, K. Brindhadevi and A. Pugazhendhi, *Fuel*, 2021, **285**, 119205.
- J. G. Rogers and J. G. Brammer, *Biomass Bioenergy*, 2012, **36**, 208–217.
- H. D. Setiabudi, M. A. A. Aziz, S. Abdullah, L. P. Teh and R. Jusoh, *Int. J. Hydrogen Energy*, 2020, **45**, 18376–18397.
- I. Hita, T. Cordero-Lanzac, G. Bonura, C. Cannilla, J. M. Arandes, F. Frusteri and J. Bilbao, *J. Ind. Eng. Chem.*, 2019, **80**, 392–400.
- C. Zerva, S. A. Karakoulia, K. G. Kalogiannis, A. Margellou, E. F. Iliopoulou, A. A. Lappas, N. Papayannakos and K. S. Triantafyllidis, *Catal. Today*, 2021, **366**, 57–67.
- Á. Ibarra, I. Hita, J. M. Arandes and J. Bilbao, *Energy Fuels*, 2019, **33**, 7458–7465.
- I. Hita, J. M. Arandes and J. Bilbao, in *Chemical Catalysts for Biomass Upgrading*, John Wiley & Sons, Ltd, 2020, pp. 61–96.
- Y. Y. Chong, S. Thangalazhy-Gopakumar, S. Gan, L. Y. Lee and H. K. Ng, *Bioresour. Technol. Rep.*, 2020, **12**, 100560.
- L. Li, B. Yan, H. Li, S. Yu and X. Ge, *Renewable Energy*, 2020, **146**, 643–650.
- Á. Ibarra, I. Hita, J. M. Arandes and J. Bilbao, *Catalysts*, 2020, **10**, 1157.
- A. de R. Pinho, M. B. B. de Almeida, F. L. Mendes, L. C. Casavechia, M. S. Talmadge, C. M. Kinchin and H. L. Chum, *Fuel*, 2017, **188**, 462–473.
- M. Amutio, G. Lopez, M. Artetxe, G. Elordi, M. Olazar and J. Bilbao, *Resour., Conserv. Recycl.*, 2012, **59**, 23–31.
- T. Aysu and M. M. Küçük, *Energy*, 2014, **64**, 1002–1025.
- A. Oasmaa, J. Lehto, Y. Solantausta and S. Kallio, *Energy Fuels*, 2021, **35**, 5683–5695.
- A. M. Shoaib, R. A. El-Adly, M. H. M. Hassanean, A. Youssry and A. A. Bhran, *Egypt. J. Pet.*, 2018, **27**, 1305–1311.
- J. Piskorz, D. S. Scott, and D. Radlein, *ACS Symp. Ser.*, 1988, **16**, 167–178.
- R. H. Venderbosch and H. J. Heeres, *Pyrolysis Oil Stabilisation by Catalytic Hydrotreatment*, *IntechOpen*, 2011.
- M. E. Boucher, A. Chaala, H. Pakdel and C. Roy, *Biomass Bioenergy*, 2000, **19**, 351–361.
- E. J. Soltes and T. Elder, *Org. Chem. Biomass*, 1981, **1**, 63–99.
- H. Shafaghat, H. W. Lee, Y. F. Tsang, D. Oh, J. Jae, S.-C. Jung, C. H. Ko, S. S. Lam and Y.-K. Park, *Chem. Eng. J.*, 2019, **366**, 330–338.



- 48 S. Ryu, H. W. Lee, Y.-M. Kim, J. Jae, S.-C. Jung, J.-M. Ha and Y.-K. Park, *Appl. Surf. Sci.*, 2020, **511**, 145521.
- 49 X. Zhang, H. Ma, S. Wu, W. Jiang, W. Wei and M. Lei, *Fuel*, 2019, **242**, 587–595.
- 50 M. Zhang and H. Wu, *Fuel*, 2019, **242**, 580–586.
- 51 I. Hita, T. Cordero-Lanzac, T. Kekäläinen, O. Okafor, J. Rodríguez-Mirasol, T. Cordero, J. Bilbao, J. Jänis and P. Castano, *ACS Sustainable Chem. Eng.*, 2020, **8**, 18433–18445.
- 52 Z. E. Zadeh, A. Abdulkhani and B. Saha, *Energy*, 2021, **214**, 118930.
- 53 A. E. M. Fodah, M. K. Ghosal and D. Behera, *J. Energy Inst.*, 2021, **94**, 242–251.
- 54 N. Ahmed, M. Zeeshan, N. Iqbal, M. Z. Farooq and S. A. Shah, *J. Cleaner Prod.*, 2018, **196**, 927–934.
- 55 E. Salehi, J. Abedi and T. Harding, *Energy Fuels*, 2011, **25**, 4145–4154.
- 56 P. Manara, S. Bezergianni and U. Pfisterer, *Energy Convers. Manage.*, 2018, **165**, 304–315.
- 57 A. Dimitriadis, L. P. Chryssikou, G. Meletidis, G. Terzis, M. Auersvald, D. Kubička and S. Bezergianni, *Renewable Energy*, 2021, **168**, 593–605.
- 58 A. Dimitriadis, D. Liakos, U. Pfisterer, M. Moustaka-Gouni, D. Karonis and S. Bezergianni, *Biomass Bioenergy*, 2021, **151**, 106171.
- 59 Q. Zhang, J. Chang, T. Wang and Y. Xu, *Energy Convers. Manage.*, 2007, **48**, 87–92.
- 60 H. Wang and Y. Wang, *Top. Catal.*, 2016, **59**, 65–72.
- 61 M. B. Figueirêdo, P. J. Deuss, R. H. Venderbosch and H. J. Heeres, *Biomass Bioenergy*, 2020, **134**, 105484.
- 62 B. Scholze and D. Meier, *J. Anal. Appl. Pyrolysis*, 2001, **60**, 41–54.
- 63 Y. Yu, Y. W. Chua and H. Wu, *Energy Fuels*, 2016, **30**, 4145–4149.
- 64 N. M. Bennett, S. S. Helle and S. J. B. Duff, *Bioresour. Technol.*, 2009, **100**, 6059–6063.
- 65 R. M. Abdilla, C. B. Rasrendra and H. J. Heeres, *Ind. Eng. Chem. Res.*, 2018, **57**, 3204–3214.
- 66 Z. Chi, M. Rover, E. Jun, M. Deaton, P. Johnston, R. C. Brown, Z. Wen and L. R. Jarboe, *Bioresour. Technol.*, 2013, **150**, 220–227.
- 67 H. Wang, D. Livingston, R. Srinivasan, Q. Li, P. Steele and F. Yu, *Appl. Biochem. Biotechnol.*, 2012, **168**, 1568–1583.
- 68 W. Yin, R. H. Venderbosch, G. Bottari, K. K. Krawczyk, K. Barta and H. J. Heeres, *Appl. Catal., B*, 2015, **166–167**, 56–65.
- 69 R.-J. van Putten, J. C. van der Waal, E. de Jong, C. B. Rasrendra, H. J. Heeres and J. G. de Vries, *Chem. Rev.*, 2013, **113**, 1499–1597.
- 70 H. Zhou, M. A. Akhtar, Y. Wan, K. Ding, R. Ruan, H. Zhang and S. Zhang, *J. Anal. Appl. Pyrolysis*, 2020, **152**, 104973.
- 71 D. Santhanaraj, M. R. Rover, D. E. Resasco, R. C. Brown and S. Crossley, *ChemSusChem*, 2014, **7**, 3132–3137.
- 72 X. Xiong, J. Lian, X. Yu, M. Garcia-Perez and S. Chen, *J. Ind. Microbiol. Biotechnol.*, 2016, **43**, 1551–1560.
- 73 Z. Sun, B. Fridrich, A. de Santi, S. Elangovan and K. Barta, *Chem. Rev.*, 2018, **118**, 614–678.
- 74 J. Zakzeski, P. C. A. Bruijninx, A. L. Jongerius and B. M. Weckhuysen, *Chem. Rev.*, 2010, **110**, 3552–3599.
- 75 S. D. Stefanidis, K. G. Kalogiannis and A. A. Lappas, *Wiley Interdiscip. Rev.: Energy Environ.*, 2018, **7**, e281.
- 76 F. de Miguel Mercader, M. J. Groeneveld, S. R. A. Kersten, N. W. J. Way, C. J. Schaverien and J. A. Hogendoorn, *Appl. Catal., B*, 2010, **96**, 57–66.
- 77 H. Yang, R. Yan, H. Chen, D. H. Lee and C. Zheng, *Fuel*, 2007, **86**, 1781–1788.
- 78 H. Kawamoto, *J. Wood Sci.*, 2017, **63**, 117–132.
- 79 W. Boerjan, J. Ralph and M. Baucher, *Annu. Rev. Plant Biol.*, 2003, **54**, 519–546.
- 80 O. Derkacheva and D. Sukhov, *Macromol. Symp.*, 2008, **265**, 61–68.
- 81 C. Liu, J. Hu, H. Zhang and R. Xiao, *Fuel*, 2016, **182**, 864–870.
- 82 Z. Tang, Y. Zhang and Q. Guo, *Ind. Eng. Chem. Res.*, 2010, **49**, 2040–2046.
- 83 A. Kloekhorst, J. Wildschut and H. J. Heeres, *Catal. Sci. Technol.*, 2014, **4**, 2367–2377.
- 84 R. Bayerbach and D. Meier, *J. Anal. Appl. Pyrolysis*, 2009, **85**, 98–107.
- 85 M. B. Figueirêdo, Z. Jotic, P. J. Deuss, R. H. Venderbosch and H. J. Heeres, *Fuel Process. Technol.*, 2019, **189**, 28–38.
- 86 I. Hita, H. J. Heeres and P. J. Deuss, *Bioresour. Technol.*, 2018, **267**, 93–101.
- 87 P. S. Marathe, R. J. M. Westerhof and S. R. A. Kersten, *Appl. Energy*, 2019, **236**, 1125–1137.
- 88 Q. Liu, S. Wang, Y. Zheng, Z. Luo and K. Cen, *J. Anal. Appl. Pyrolysis*, 2008, **82**, 170–177.
- 89 M. B. Figueirêdo, R. H. Venderbosch, H. J. Heeres and P. J. Deuss, *J. Anal. Appl. Pyrolysis*, 2020, **149**, 104837.
- 90 I. Hita, P. J. Deuss, G. Bonura, F. Frusteri and H. J. Heeres, *Fuel Process. Technol.*, 2018, **179**, 143–153.
- 91 B. Pang, S. Yang, W. Fang, T.-Q. Yuan, D. S. Argyropoulos and R.-C. Sun, *Ind. Crops Prod.*, 2017, **108**, 316–326.
- 92 S. Bertella and J. S. Luterbacher, *Green Chem.*, 2021, **23**, 3459–3467.
- 93 M. B. Figueirêdo, H. J. Heeres and P. J. Deuss, *Sustainable Energy Fuels*, 2020, **4**, 265–276.
- 94 S. Constant, H. L. J. Wienk, A. E. Frissen, P. de Peinder, R. Boelens, D. S. van Es, R. J. H. Grisel, B. M. Weckhuysen, W. J. J. Huijgen, R. J. A. Gosselink and P. C. A. Bruijninx, *Green Chem.*, 2016, **18**, 2651–2665.
- 95 F. Huang, P. M. Singh and A. J. Ragauskas, *J. Agric. Food Chem.*, 2011, **59**, 12910–12916.
- 96 N.-E. E. Mansouri and J. Salvadó, *Ind. Crops Prod.*, 2006, **24**, 8–16.
- 97 K. V. Aelst, E. V. Sinay, T. Vangeel, Y. Zhang, T. Renders, S. V. den Bosch, J. V. Aelst and B. F. Sels, *Chem. Commun.*, 2021, **57**, 5642–5645.
- 98 E. Fratini, M. Bonini, A. Oasmaa, Y. Solantausta, J. Teixeira and P. Baglioni, *Langmuir*, 2006, **22**, 306–312.



- 99 X. Bai, K. H. Kim, R. C. Brown, E. Dalluge, C. Hutchinson, Y. J. Lee and D. Dalluge, *Fuel*, 2014, **128**, 170–179.
- 100 A. I. Afifi, J. P. Hindermann, E. Chornet and R. P. Overend, *Fuel*, 1989, **68**, 498–504.
- 101 P. R. Patwardhan, R. C. Brown and B. H. Shanks, *ChemSusChem*, 2011, **4**, 1629–1636.
- 102 S. Li, Z. Luo, W. Wang, K. Lu, Y. Yang and X. Liang, *Fuel*, 2020, **262**, 116516.
- 103 B. Scholze, C. Hanser and D. Meier, *J. Anal. Appl. Pyrolysis*, 2001, **58–59**, 387–400.
- 104 D. J. McClelland, A. H. Motagamwala, Y. Li, M. R. Rover, A. M. Wittrig, C. Wu, J. S. Buchanan, R. C. Brown, J. Ralph, J. A. Dumesic and G. W. Huber, *Green Chem.*, 2017, **19**, 1378–1389.
- 105 C. A. Mullen and A. A. Boateng, *J. Anal. Appl. Pyrolysis*, 2011, **90**, 197–203.
- 106 R. Y. Nsimba, C. A. Mullen, N. M. West and A. A. Boateng, *ACS Sustainable Chem. Eng.*, 2013, **1**, 260–267.
- 107 S. Wang, H. Lin, B. Ru, W. Sun, Y. Wang and Z. Luo, *J. Anal. Appl. Pyrolysis*, 2014, **108**, 78–85.
- 108 W. Mu, H. Ben, A. Ragauskas and Y. Deng, *Bioenergy Res.*, 2013, **6**, 1183–1204.
- 109 V. Strezov, M. Patterson, V. Zymła, K. Fisher, T. J. Evans and P. F. Nelson, *J. Anal. Appl. Pyrolysis*, 2007, **79**, 91–100.
- 110 E. A. Capanema, M. Y. Balakshin and J. F. Kadla, *J. Agric. Food Chem.*, 2004, **52**, 1850–1860.
- 111 V. Echavarri-Bravo, M. Tinzl, W. Kew, F. Cruickshank, C. L. Mackay, D. J. Clarke and L. E. Horsfall, *New Biotechnol.*, 2019, **52**, 1–8.
- 112 F. Leng, Y. Wang, J. Chen, S. Wang, J. Zhou and Z. Luo, *Chin. J. Chem. Eng.*, 2017, **25**, 324–329.
- 113 M. Fortin, M. M. Beromi, A. Lai, P. C. Tarves, C. A. Mullen, A. A. Boateng and N. M. West, *Energy Fuels*, 2015, **29**, 8017–8026.
- 114 D. Tiwari, J. Kamble, S. Chilgunde, P. Patil, G. Maru, D. Kawle, U. Bhartiya, L. Joseph and G. Vanage, *Mutat. Res. – Genet. Toxicol. Environ. Mutagen.*, 2012, **743**, 83–90.
- 115 E. Feghali, D. J. van de Pas, A. J. Parrott and K. M. Torr, *ACS Macro Lett.*, 2020, **9**, 1155–1160.
- 116 E. Feghali, D. J. van de Pas and K. M. Torr, *Biomacromolecules*, 2020, **21**, 1548–1559.
- 117 J. E. Q. Quinsaat, E. Feghali, D. J. van de Pas, R. Vendamme and K. M. Torr, *ACS Appl. Polym. Mater.*, 2021, **3**, 5845–5856.
- 118 T. Saffar, H. Bouafif, F. L. Braghiroli, S. Magdouli, A. Langlois and A. Koubaa, *Waste Biomass Valorization*, 2020, **11**, 6411–6427.
- 119 L.-Y. Liu, M. A. Karaaslan, Q. Hua, M. Cho, S. Chen and S. Renneckar, *Ind. Eng. Chem. Res.*, 2021, **60**, 11882–11892.
- 120 F. Cherubini, *Energy Convers. Manage.*, 2010, **51**, 1412–1421.
- 121 J. G. Zeikus, M. K. Jain and P. Elankovan, *Appl. Microbiol. Biotechnol.*, 1999, **51**, 545–552.
- 122 T. Polen, M. Spelberg and M. Bott, *J. Biotechnol.*, 2013, **167**, 75–84.
- 123 S. K. Tanneru and P. H. Steele, *Renewable Energy*, 2015, **80**, 251–258.
- 124 J. Gharib, S. Pang and D. Holland, *Eur. Polym. J.*, 2020, **133**, 109725.
- 125 B. Sukhbaatar, P. H. Steele, L. I. Ingram and M. G. Kim, *BioResources*, 2009, **4**, 789–804.
- 126 W. Qu and X. Bai, *J. Appl. Polym. Sci.*, 2020, **137**, 48843.
- 127 H. Shi, Q. Ouyang, J. Wang, J. Hao and X. Huang, *Macromol. Mater. Eng.*, 2020, **305**, 1–8.
- 128 R. Prins, V. H. J. De Beer and G. A. Somorjai, *Catal. Rev.*, 1989, **31**, 1–41.
- 129 A. R. Ardiyanti, A. Gutierrez, M. L. Honkela, A. O. I. Krause and H. J. Heeres, *Appl. Catal., A*, 2011, **407**, 56–66.
- 130 P. M. Mortensen, J.-D. Grunwaldt, P. A. Jensen, K. Knudsen and A. D. Jensen, *Appl. Catal., A*, 2011, **407**, 1–19.
- 131 M. Badawi, S. Cristol, J.-F. Paul and E. Payen, *C. R. Chim.*, 2009, **12**, 754–761.
- 132 R. H. Venderbosch, A. R. Ardiyanti, J. Wildschut, A. Oasmaa and H. J. Heeres, *J. Chem. Technol. Biotechnol.*, 2010, **85**, 674–686.
- 133 J. Wildschut, I. Melián-Cabrera and H. J. Heeres, *Appl. Catal., B*, 2010, **99**, 298–306.
- 134 D. C. Elliott, *Energy Fuels*, 2007, **21**, 1792–1815.
- 135 E. Furimsky and F. E. Massoth, *Catal. Today*, 1999, **52**, 381–495.
- 136 E. Laurent and B. Delmon, *J. Catal.*, 1994, **146**, 281–291.
- 137 S. Kadarwati, X. Hu, R. Gunawan, R. Westerhof, M. Gholizadeh, M. D. M. Hasan and C.-Z. Li, *Fuel Process. Technol.*, 2017, **155**, 261–268.
- 138 H. Wang, J. Male and Y. Wang, *ACS Catal.*, 2013, **3**, 1047–1070.
- 139 C. Boscagli, C. Yang, A. Welle, W. Wang, S. Behrens, K. Raffelt and J.-D. Grunwaldt, *Appl. Catal., A*, 2017, **544**, 161–172.
- 140 E. Furimsky, *Appl. Catal., A*, 2000, **199**, 147–190.
- 141 D. C. Elliott and G. F. Schiefelbein, *Am. Chem. Soc.*, 1989, **34**, 1160.
- 142 S. Zhang, Y. Yan, T. Li and Z. Ren, *Bioresour. Technol.*, 2005, **96**, 545–550.
- 143 N. Priharto, F. Ronsse, W. Prins, I. Hita, P. J. Deuss and H. J. Heeres, *Biomass Bioenergy*, 2019, **126**, 84–93.
- 144 D. C. Elliott, H. Wang, M. Rover, L. Whitmer, R. Smith and R. Brown, *ACS Sustainable Chem. Eng.*, 2015, **3**, 892–902.
- 145 O. İ. Şenol, E.-M. Ryymin, T.-R. Viljava and A. O. I. Krause, *J. Mol. Catal. A: Chem.*, 2007, **277**, 107–112.
- 146 J. Wildschut, M. Iqbal, F. H. Mahfud, I. M. Cabrera, R. H. Venderbosch and H. J. Heeres, *Energy Environ. Sci.*, 2010, **3**, 962–970.
- 147 J. Wildschut, F. H. Mahfud, R. H. Venderbosch and H. J. Heeres, *Ind. Eng. Chem. Res.*, 2009, **48**, 10324–10334.
- 148 A. R. Ardiyanti, S. A. Khromova, R. H. Venderbosch, V. A. Yakovlev and H. J. Heeres, *Appl. Catal., B*, 2012, **117–118**, 105–117.



- 149 A. R. Ardiyanti, M. V. Bykova, S. A. Khromova, W. Yin, R. H. Venderbosch, V. A. Yakovlev and H. J. Heeres, *Energy Fuels*, 2016, **30**, 1544–1554.
- 150 W. Laosiripojana, W. Kiatkittipong, C. Sakdaronnarong, S. Assabumrungrat and N. Laosiripojana, *Renewable Energy*, 2019, **135**, 1048–1055.
- 151 C. Boscagli, K. Raffelt, T. A. Zevaco, W. Olbrich, T. N. Otto, J. Sauer and J.-D. Grunwaldt, *Biomass Bioenergy*, 2015, **83**, 525–538.
- 152 V. A. Yakovlev, M. V. Bykova and S. A. Khromova, *Catal. Ind.*, 2012, **4**, 324–339.
- 153 M. Breyse, P. Afanasiev, C. Geantet and M. Vrinat, *Catal. Today*, 2003, **86**, 5–16.
- 154 D. A. Ruddy, J. A. Schaidle, J. R. F. Iii, J. Wang, L. Moens and J. E. Hensley, *Green Chem.*, 2014, **16**, 454–490.
- 155 N. Arun, R. V. Sharma and A. K. Dalai, *Renewable Sustainable Energy Rev.*, 2015, **48**, 240–255.
- 156 P. de Wild, R. Van der Laan, A. Kloekhorst and E. Heeres, *Environ. Prog. Sustainable Energy*, 2009, **28**, 461–469.
- 157 P. J. de Wild, W. J. J. Huijgen, A. Kloekhorst, R. K. Chowdari and H. J. Heeres, *Bioresour. Technol.*, 2017, **229**, 160–168.
- 158 S. Gillet, M. Aguedo, L. Petitjean, A. R. C. Morais, A. M. da C. Lopes, R. M. Łukasik and P. T. Anastas, *Green Chem.*, 2017, **19**, 4200–4233.
- 159 C. Wang, M. Li and Y. Fang, *Green Chem.*, 2019, **21**, 1000–1005.
- 160 W. Chen, D. J. McClelland, A. Azarpira, J. Ralph, Z. Luo and G. W. Huber, *Green Chem.*, 2016, **18**, 271–281.
- 161 R. K. Sharma and N. N. Bakhshi, *Fuel Process. Technol.*, 1993, **35**, 201–218.
- 162 J. Li, P. H. Galebach, J. K. Johnson, T. Fredriksen, A. Wittrig, X. Bai, H. Yang and G. W. Huber, *Green Chem.*, 2020, **22**, 8403–8413.
- 163 X. Zhang, Q. Chen, Q. Zhang, C. Wang, L. Ma and Y. Xu, *J. Anal. Appl. Pyrolysis*, 2018, **135**, 60–66.
- 164 J. Piskorz, P. Majerski, D. Radlein and D. S. Scott, *Energy Fuels*, 1989, **3**, 723–726.
- 165 F. de M. Mercader, M. J. Groeneveld, S. R. A. Kersten, C. Geantet, G. Toussaint, N. W. J. Way, C. J. Schaverien and K. J. A. Hogendoorn, *Energy Environ. Sci.*, 2011, **4**, 985–997.
- 166 R. J. French, S. K. Black, M. Myers, J. Stunkel, E. Gjersing and K. Iisa, *Energy Fuels*, 2015, **29**, 7985–7992.
- 167 S. Kadarwati, S. Oudenhoven, M. Schagen, X. Hu, M. Garcia-Perez, S. Kersten, C.-Z. Li and R. Westerhof, *J. Anal. Appl. Pyrolysis*, 2016, **118**, 136–143.
- 168 W. Yin, M. V. Alekseeva, R. H. Venderbosch, V. A. Yakovlev and H. J. Heeres, *Energies*, 2020, **13**, 285.
- 169 J. Guo, R. Ruan and Y. Zhang, *Ind. Eng. Chem. Res.*, 2012, **51**, 6599–6604.
- 170 R. N. Olcese, G. Lardier, M. Bettahar, J. Ghanbaja, S. Fontana, V. Carré, F. Aubriet, D. Petitjean and A. Dufour, *ChemSusChem*, 2013, **6**, 1490–1499.
- 171 S. M. Ghoreishi and M. R. Haghghi, *Chem. Eng. J.*, 2007, **127**, 59–70.
- 172 R. Ma, Y. Xu and X. Zhang, *ChemSusChem*, 2015, **8**, 24–51.
- 173 M. T. García-Cubero, G. González-Benito, I. Indacoechea, M. Coca and S. Bolado, *Bioresour. Technol.*, 2009, **100**, 1608–1613.
- 174 A. Panneerselvam, R. R. Sharma-Shivappa, P. Kolar, T. Ranney and S. Peretti, *Bioresour. Technol.*, 2013, **148**, 242–248.
- 175 R. Travaini, M. D. M. Otero, M. Coca, R. Da-Silva and S. Bolado, *Bioresour. Technol.*, 2013, **133**, 332–339.
- 176 P. Sannigrahi, F. Hu, Y. Pu and A. Ragauskas, *J. Wood Chem. Technol.*, 2012, **32**, 361–375.
- 177 C. Cheng, J. Wang, D. Shen, J. Xue, S. Guan, S. Gu and K. H. Luo, *Polymers*, 2017, **9**, 240.
- 178 C. Liu, S. Wu, H. Zhang and R. Xiao, *Fuel Process. Technol.*, 2019, **191**, 181–201.
- 179 H. Lange, S. Decina and C. Crestini, *Eur. Polym. J.*, 2013, **49**, 1151–1173.
- 180 S. Gharehkhani, Y. Zhang and P. Fatehi, *Prog. Energy Combust. Sci.*, 2019, **72**, 59–89.
- 181 S. Dabral, J. G. Hernández, P. C. J. Kamer and C. Bolm, *ChemSusChem*, 2017, **10**, 2707–2713.
- 182 A. Rahimi, A. Azarpira, H. Kim, J. Ralph and S. S. Stahl, *J. Am. Chem. Soc.*, 2013, **135**, 6415–6418.
- 183 S. K. Hanson, R. Wu and L. A. “Pete” Silks, *Angew. Chem.*, 2012, **124**, 3466–3469.
- 184 S. K. Hanson, R. T. Baker, J. C. Gordon, B. L. Scott and D. L. Thorn, *Inorg. Chem.*, 2010, **49**, 5611–5618.
- 185 Y. Ma, Z. Du, J. Liu, F. Xia and J. Xu, *Green Chem.*, 2015, **17**, 4968–4973.
- 186 B. Sedai, C. Díaz-Urrutia, R. T. Baker, R. Wu, L. P. Silks and S. K. Hanson, *ACS Catal.*, 2011, **1**, 794–804.
- 187 B. Biannic and J. J. Bozell, *Org. Lett.*, 2013, **15**, 2730–2733.
- 188 B. Biannic, J. J. Bozell and T. Elder, *Green Chem.*, 2014, **16**, 3635–3642.
- 189 T. Voith and P. Rudolf von Rohr, *ChemSusChem*, 2008, **1**, 763–769.
- 190 Y. Zhao, Q. Xu, T. Pan, Y. Zuo, Y. Fu and Q.-X. Guo, *Appl. Catal., A*, 2013, **467**, 504–508.
- 191 R. Ma, M. Guo and X. Zhang, *ChemSusChem*, 2014, **7**, 412–415.
- 192 S. Bhargava, H. Jani, J. Tardio, D. Akolekar and M. Hoang, *Ind. Eng. Chem. Res.*, 2007, **46**, 8652–8656.
- 193 J. Zakzeski, A. Dębczak, P. C. A. Bruijninx and B. M. Weckhuysen, *Appl. Catal., A*, 2011, **394**, 79–85.
- 194 W. Deng, H. Zhang, X. Wu, R. Li, Q. Zhang and Y. Wang, *Green Chem.*, 2015, **17**, 5009–5018.
- 195 V. R. Mate, M. Shirai and C. V. Rode, *Catal. Commun.*, 2013, **33**, 66–69.
- 196 H. Deng, L. Lin, Y. Sun, C. Pang, J. Zhuang, P. Ouyang, J. Li and S. Liu, *Energy Fuels*, 2009, **23**, 19–24.
- 197 A. Jha, K. R. Patil and C. V. Rode, *ChemPlusChem*, 2013, **78**, 1384–1392.
- 198 C. Zhu, W. Ding, T. Shen, C. Tang, C. Sun, S. Xu, Y. Chen, J. Wu and H. Ying, *ChemSusChem*, 2015, **8**, 1768–1778.
- 199 C. Crestini, R. Saladino, P. Tagliatesta and T. Boschi, *Bioorg. Med. Chem.*, 1999, **7**, 1897–1905.



- 200 C. Crestini, A. Pastorini and P. Tagliatesta, *J. Mol. Catal. A: Chem.*, 2004, **208**, 195–202.
- 201 R. Prado, A. Brandt, X. Erdocia, J. Hallet, T. Welton and J. Labidi, *Green Chem.*, 2016, **18**, 834–841.
- 202 G. Chatel and R. D. Rogers, *ACS Sustainable Chem. Eng.*, 2014, **2**, 322–339.
- 203 J. Zakzeski, A. L. Jongerius and B. M. Weckhuysen, *Green Chem.*, 2010, **12**, 1225–1236.
- 204 M. Fache, B. Boutevin and S. Caillol, *Eur. Polym. J.*, 2015, **68**, 488–502.
- 205 M. Fache, B. Boutevin and S. Caillol, *ACS Sustainable Chem. Eng.*, 2016, **4**, 35–46.
- 206 T. Rinesch, J. Mottweiler, M. Puche, P. Concepción, A. Corma and C. Bolm, *ACS Sustainable Chem. Eng.*, 2017, **5**, 9818–9825.
- 207 W. Schutyser, J. S. Kruger, A. M. Robinson, R. Katahira, D. G. Brandner, N. S. Cleveland, A. Mittal, D. J. Peterson, R. Meilan, Y. Román-Leshkov and G. T. Beckham, *Green Chem.*, 2018, **20**, 3828–3844.
- 208 M. Wang, J. Lu, X. Zhang, L. Li, H. Li, N. Luo and F. Wang, *ACS Catal.*, 2016, **6**, 6086–6090.
- 209 C. S. Lancefield, O. S. Ojo, F. Tran and N. J. Westwood, *Angew. Chem.*, 2015, **127**, 260–264.
- 210 R. Ma, M. Guo, K. Lin, V. R. Hebert, J. Zhang, M. P. Wolcott, M. Quintero, K. K. Ramasamy, X. Chen and X. Zhang, *Chem. – Eur. J.*, 2016, **22**, 10884–10891.
- 211 Z. Bi, Z. Li and L. Yan, *Green Process. Synth.*, 2018, **7**, 306–315.
- 212 D. J. Cronin, X. Zhang, J. Bartley and W. O. S. Doherty, *ACS Sustainable Chem. Eng.*, 2017, **5**, 6253–6260.
- 213 W. De los Santos Ramos, T. Poznyak, I. Chairez and I. Córdova R., *J. Hazard. Mater.*, 2009, **169**, 428–434.
- 214 Y. Ni, A. R. P. van Heiningen, J. Lora, L. Magdziński and E. K. Pye, *J. Wood Chem. Technol.*, 1996, **16**, 367–380.
- 215 R. Travaini, J. Martín-Juárez, A. Lorenzo-Hernando and S. Bolado-Rodríguez, *Bioresour. Technol.*, 2016, **199**, 2–12.
- 216 Y. Rosen, H. Mamane and Y. Gerchman, *Bioenerg. Res.*, 2019, **12**, 292–301.
- 217 T. Miura, S.-H. Lee, S. Inoue and T. Endo, *Bioresour. Technol.*, 2012, **126**, 182–186.
- 218 I. Barrera-Martínez, N. Guzmán, E. Peña, T. Vázquez, R. Cerón-Camacho, J. Folch, J. A. H. Salazar and J. Aburto, *Biomass Bioenergy*, 2016, **94**, 167–172.
- 219 J. Sadowska, B. Johansson, E. Johannessen, R. Friman, L. Broniarz-Press and J. B. Rosenholm, *Chem. Phys. Lipids*, 2008, **151**, 85–91.
- 220 S. T. OYAMA, *Catal. Rev.*, 2000, **42**, 279–322.
- 221 C. J. Chuck, H. J. Parker, R. W. Jenkins and J. Donnelly, *Bioresour. Technol.*, 2013, **143**, 549–554.
- 222 Y. Zhang, R. Yan, T. Ngo, Q. Zhao, J. Duan, X. Du, Y. Wang, B. Liu, Z. Sun, W. Hu and H. Xie, *Eur. Polym. J.*, 2019, **117**, 114–122.
- 223 C. Shi, S. Zhang, W. Wang, R. J. Linhardt and A. J. Ragauskas, *ACS Sustainable Chem. Eng.*, 2020, **8**, 22–28.
- 224 M. B. Figueirêdo, P. J. Deuss, R. H. Venderbosch and H. J. Heeres, *ACS Sustainable Chem. Eng.*, 2019, **7**, 4755–4765.
- 225 H. P. L. Gemoets, Y. Su, M. Shang, V. Hessel, R. Luque and T. Noël, *Chem. Soc. Rev.*, 2016, **45**, 83–117.
- 226 B. Gutmann, D. Cantillo and C. O. Kappe, *Angew. Chem., Int. Ed.*, 2015, **54**, 6688–6728.
- 227 J. D. Nguyen, B. S. Matsuura and C. R. J. Stephenson, *J. Am. Chem. Soc.*, 2014, **136**, 1218–1221.
- 228 N. Abad-Fernández, E. Pérez and M. J. Cocero, *Green Chem.*, 2019, **21**, 1351–1360.
- 229 H. Werhan, N. Assmann and P. Rudolf von Rohr, *Chem. Eng. Process.*, 2013, **73**, 29–37.
- 230 N. Assmann, H. Werhan, A. Ładosz and P. Rudolf von Rohr, *Chem. Eng. Sci.*, 2013, **99**, 177–183.
- 231 M. B. Figueirêdo, F. W. Keij, A. Hommes, P. J. Deuss, R. H. Venderbosch, J. Yue and H. J. Heeres, *ACS Sustainable Chem. Eng.*, 2019, **7**, 18384–18394.
- 232 M. Breiner, M. Zirbes and S. R. Waldvogel, *Green Chem.*, 2021, **23**, 6449–6455.
- 233 Y. Cui, S. L. Goes and S. S. Stahl, in *Advances in Inorganic Chemistry*, ed. P. C. Ford and R. van Eldik, Academic Press, 2021, vol. 77, pp. 99–136.
- 234 S. K. Tanneru and P. H. Steele, *Fuel*, 2014, **133**, 326–331.
- 235 S. K. Tanneru and P. H. Steele, *Fuel*, 2015, **154**, 268–274.
- 236 Y. Luo, E. B. Hassan, V. Guda, R. Wijayapala and P. H. Steele, *Energy Convers. Manage.*, 2016, **115**, 159–166.
- 237 X. Junming, J. Jianchun, S. Yunjuan and L. Yanju, *Biomass Bioenergy*, 2008, **32**, 1056–1061.
- 238 L. Ciddor, J. A. Bennett, J. A. Hunns, K. Wilson and A. F. Lee, *J. Chem. Technol. Biotechnol.*, 2015, **90**, 780–795.
- 239 J. Xu, J. Jiang, W. Dai, T. Zhang and Y. Xu, *Energy Fuels*, 2011, **25**, 1798–1801.
- 240 J.-J. Wang, J. Chang and J. Fan, *Energy Fuels*, 2010, **24**, 3251–3255.
- 241 W.-M. Xiong, M.-Z. Zhu, L. Deng, Y. Fu and Q.-X. Guo, *Energy Fuels*, 2009, **23**, 2278–2283.
- 242 Z. Tang, Q. Lu, Y. Zhang, X. Zhu and Q. Guo, *Ind. Eng. Chem. Res.*, 2009, **48**, 6923–6929.
- 243 M. Milina, S. Mitchell and J. Pérez-Ramírez, *Catal. Today*, 2014, **235**, 176–183.
- 244 Q. Zhang, J. Chang, T. Wang and Y. Xu, *Energy Fuels*, 2006, **20**, 2717–2720.
- 245 T. Sundqvist, A. Oasmaa and A. Koskinen, *Energy Fuels*, 2015, **29**, 2527–2534.
- 246 J. Lu, S. Guo, Y. Fu and J. Chang, *Fuel Process. Technol.*, 2017, **161**, 193–198.
- 247 E. Reyhanitash, M. Tymchyshyn, Z. Yuan, K. Albion, G. van Rossum and C. Xu, *Fuel*, 2016, **179**, 45–51.
- 248 Y. Liu, Z. Li, J. J. Leahy and W. Kwapinski, *Energy Fuels*, 2015, **29**, 3691–3698.
- 249 N. Lohitharn and B. H. Shanks, *Catal. Commun.*, 2009, **11**, 96–99.
- 250 S. K. Tanneru, D. R. Parapati and P. H. Steele, *Energy*, 2014, **73**, 214–220.



- 251 M. Ahmad, J. N. Roberts, E. M. Hardiman, R. Singh, L. D. Eltis and T. D. H. Bugg, *Biochemistry*, 2011, **50**, 5096–5107.
- 252 R. R. Pour, A. Ehibhathiomhan, Y. Huang, B. Ashley, G. M. Rashid, S. Mendel-Williams and T. D. H. Bugg, *Enzyme Microb. Technol.*, 2019, **123**, 21–29.
- 253 R. Rahmanpour and T. D. H. Bugg, *Arch. Biochem. Biophys.*, 2015, **574**, 93–98.
- 254 G. W. Park, G. Gong, J. C. Joo, J. Song, J. Lee, J.-P. Lee, H. T. Kim, M. H. Ryu, R. Sirohi, X. Zhuang and K. Min, *Renewable Sustainable Energy Rev.*, 2022, **157**, 112025.
- 255 Z. Chen and C. Wan, *Renewable Sustainable Energy Rev.*, 2017, **73**, 610–621.
- 256 M. A. Palazzolo and M. Garcia-Perez, *Biotechnol. Adv.*, 2022, **54**, 107791.
- 257 G. N. Ijoma, S. M. Heri, T. S. Matambo and M. Tekere, *J. Fungi*, 2021, **7**, 700.
- 258 E. C. Moraes, T. M. Alvarez, G. F. Persinoti, G. Tomazetto, L. B. Brenelli, D. A. A. Paixão, G. C. Ematsu, J. A. Aricetti, C. Caldana, N. Dixon, T. D. H. Bugg and F. M. Squina, *Biotechnol. Biofuels*, 2018, **11**, 75.
- 259 Z.-H. Liu, R. K. Le, M. Kosa, B. Yang, J. Yuan and A. J. Ragauskas, *Renewable Sustainable Energy Rev.*, 2019, **105**, 349–362.
- 260 N. L. Radhika, S. Sachdeva and M. Kumar, *Fuel*, 2022, **312**, 122935.
- 261 Q. Tang, Y. Qian, D. Yang, X. Qiu, Y. Qin and M. Zhou, *Polymers*, 2020, **12**, 2471.
- 262 P. S. Chauhan, *Bioresour. Technol. Rep.*, 2020, **9**, 100374.
- 263 P. K. Mishra and A. Ekielski, *Nanomaterials*, 2019, **9**, 243.
- 264 I. V. Pylypchuk, A. Riazanova, M. E. Lindström and O. Sevastyanova, *Green Chem.*, 2021, **23**, 3061–3072.
- 265 M. Österberg, M. H. Sipponen, B. D. Mattos and O. J. Rojas, *Green Chem.*, 2020, **22**, 2712–2733.
- 266 R. Kaur and S. P. Singh, in *Zero Waste Biorefinery*, ed. Y. K. Nandabalan, V. K. Garg, N. K. Labhsetwar and A. Singh, Springer, Singapore, 2022, pp. 489–514.
- 267 J.-L. Zheng, Y.-H. Zhu, M.-Q. Zhu, G.-T. Sun and R.-C. Sun, *Green Chem.*, 2018, **20**, 3287–3301.
- 268 P. B. V. Scholten and M. B. Figueirêdo, *Macromol. Chem. Phys.*, 2022, 2200017.
- 269 L. Lange, *Frontiers in Sustainability*, 2022, **3**.

