

Cite this: *Nanoscale*, 2016, 8, 18326

# Impurity effects on solid–solid transitions in atomic clusters†

B. E. Husic,<sup>\*a,b</sup> D. Schebarchov<sup>\*a</sup> and D. J. Wales<sup>\*a</sup>

We use the harmonic superposition approach to examine how a single atom substitution affects low-temperature anomalies in the vibrational heat capacity ( $C_V$ ) of model nanoclusters. Each anomaly is linked to competing solidlike “phases”, where crossover of the corresponding free energies defines a solid–solid transition temperature ( $T_s$ ). For selected Lennard-Jones clusters we show that  $T_s$  and the corresponding  $C_V$  peak can be tuned over a wide range by varying the relative atomic size and binding strength of the impurity, but excessive atom-size mismatch can destroy a transition and may produce another. In some tunable cases we find up to two additional  $C_V$  peaks emerging below  $T_s$ , signalling one- or two-step delocalisation of the impurity within the ground-state geometry. Results for  $Ni_{74}X$  and  $Au_{54}X$  clusters ( $X = Au, Ag, Al, Cu, Ni, Pd, Pt, Pb$ ), modelled by the many-body Gupta potential, further corroborate the possibility of tuning, engineering, and suppressing finite-system analogues of a solid–solid transition in nanoalloys.

Received 8th August 2016,  
Accepted 8th October 2016

DOI: 10.1039/c6nr06299g

www.rsc.org/nanoscale

## 1. Introduction

Multi-metallic nanoparticles (nanoalloys<sup>1</sup>) exhibit size- and composition-dependent properties that can be exploited for various applications,<sup>2</sup> including catalysis,<sup>3–6</sup> plasmonics<sup>7</sup> and chemical sensing.<sup>8</sup> In catalysis, for example, the chemical activity is often attributed to a specific feature in the atomistic structure,<sup>3–5</sup> such as a particular facet<sup>3</sup> or mixing/segregation pattern;<sup>4</sup> and to guarantee the intended functionality the desired features must be thermodynamically stable or sufficiently long-lived in a given environment. This precondition naturally motivates the study of nanoalloy thermodynamics<sup>9</sup> and calls for capabilities to manipulate finite-system analogues of a phase transition, which are usually associated with a relatively sudden loss of structural integrity around a particular temperature. In the present study we focus on solid–solid transitions, where one solidlike phase is supplanted by a distinctly different one prior to complete melting, and we explore how such transitions are affected when the atomic identity of a single substituent is varied. We consider various models and set three main objectives: (i) to qualitatively compare with previous experimental<sup>10,11</sup> and computational<sup>12–19</sup> studies examining impurity/dopant effects on cluster melting; (ii) to discern generic behaviour that could

be exploited for tuning various thermal instabilities in nanoalloys; and (iii) to demonstrate how the harmonic superposition approach (HSA)<sup>20,21</sup> can be used to identify and explain impurity effects in atomic clusters at temperatures below melting.

By measuring the heat capacity as a function of temperature, Jarrold *et al.*<sup>10,11</sup> have shown that an aluminium impurity in size-selected  $Ga_{N-1}Al^+$  ( $N = 17, 19, 20, 30–33, 43, 46, 47$ ) clusters has only a small effect on the melting behaviour,<sup>10</sup> whereas a copper substituent in  $Al_{N-1}Cu^-$  ( $N = 49–62$ ) generally causes a significant change.<sup>11</sup> From previous computational studies we also know that impurity effects on cluster melting depend on the impurity<sup>15</sup> as well as the host cluster,<sup>18</sup> suggesting that selective substitutional doping may be a feasible strategy for tuning the finite-temperature behaviour. Indeed, a single impurity can cause the melting temperature of a cluster to decrease<sup>13</sup> in some cases and increase<sup>14,16,17</sup> in others. In particular, molecular dynamics simulations of Mottet *et al.*<sup>16</sup> show the melting temperature of geometrically closed-shell  $Ag_N$  Mackay icosahedra<sup>22</sup> increasing by up to 70 K when the central silver atom is substituted by nickel or copper, and this trend was correlated with impurity-dependent strain relaxation, which evidently favours the solidlike icosahedron over the liquidlike state.

The present study provides a broader evidence base for the behaviour described by Mottet *et al.*,<sup>16</sup> demonstrating that it is not specific to melting. We show that a solid–solid transition can also be tuned *via* dopant-controlled stress/strain redistribution, provided: (i) the dopant-host atom-size mismatch is within a system-specific limit, which in turn can depend on the relative binding strength of the impurity; and (ii) one of the two competing phases is more inhomogeneously strained

<sup>a</sup>University Chemical Laboratories, Lensfield Road, Cambridge CB2 1EW, UK.  
E-mail: Dmitri.Shebarchov@gmail.com, dw34@cam.ac.uk

<sup>b</sup>Department of Chemistry, Stanford University, Stanford, CA 94305, USA.  
E-mail: bhusic@stanford.edu

†Electronic supplementary information (ESI) available. See DOI: 10.1039/C6NR06299G



than the other, *e.g.* icosahedra competing with crystalline fcc fragments or Marks decahedra.<sup>23</sup> A weakly and sometimes moderately mismatched substituent will stabilise the more strained competitor, which will cause the transition temperature to shift in the appropriate direction by an amount that depends on the magnitude of atom-size mismatch and, to a lesser degree, the relative binding strength. In general, however, transmuting a single atom can also cause surprisingly intricate effects on a preexisting transition, often completely destroying it or producing multi-stage permutational isomerisation, which we discern for a variety of Lennard-Jones<sup>24</sup> (LJ) clusters and metal clusters modelled by the Gupta<sup>25,26</sup> potential.

All our thermodynamic analysis is based on the HSA,<sup>20,21</sup> which is a semi-quantitative approximation that has proved very useful in studies of atomic and molecular clusters.<sup>21,26–28</sup> The approximation entails coarse-graining the classical partition function into additive contributions from geometrically distinct local minima on the underlying potential energy landscape. The problem of thermodynamic sampling, which is notoriously difficult for solid–solid transitions,<sup>29</sup> is thus reduced to a one-off search for local minima. The search need not be constrained by any statistical distributions, because the approximate statistical weight of each minimum is given by a simple analytic form. The inherent separability and analyticity of the HSA make it particularly useful for developing a qualitative understanding of equilibrium structural transitions, and at sufficiently low temperatures, when anharmonic effects play a negligible role, the HSA is expected to be quantitatively accurate in the classical regime.

We revisit some general aspects of the HSA in section II, focusing on the origin and interpretation of heat capacity anomalies, and we consider illustrative examples based on generic two-state and three-state models. In section IIIA we define atomistic potentials to inform more complicated models for nanoalloys, while the procedure for obtaining a representative database of low-lying minima is outlined in section IIIB. Section IV contains all the results and discussion for selected Lennard-Jones (IVA) and Gupta (IVB) clusters, with the main conclusions summarised in section V. For completeness, in Appendix A we derive and carefully identify the inherent approximations of the HSA in the canonical ensemble.

## II. General considerations

For a system of  $N$  classical atoms in volume  $V$  and at temperature  $T$ , the HSA amounts to approximating the canonical partition function as<sup>20,21</sup>

$$Z(N, V, T) \approx \sum_{m=1}^M g_m e^{-U_m/k_B T}, \quad (1)$$

where  $m$  spans a representative database of  $M$  geometrically distinct local minima on the underlying potential energy land-

scape,  $U_m$  is the potential energy of the local minimum  $m$ ,  $g_m$  is a degeneracy factor subsuming various entropic components, and  $k_B$  is the Boltzmann constant. Throughout this study  $m = 1$  refers to the putative global minimum (*i.e.* the ground state). Appendix A provides a detailed derivation and discussion of the entropic factor

$$g_m \approx \frac{2\pi_s N_s!}{o_m} \left( \frac{k_B T}{h \bar{\nu}_m} \right)^\kappa, \quad (2)$$

where  $N_s$  is the number of s-type atoms ( $\sum_s N_s = N$ ),  $\kappa = 3N - 6$  is the number of vibrational degrees of freedom,  $h$  is the Planck constant, and  $o_m$  and  $\bar{\nu}_m$  are, respectively, the number of symmetry elements in the point group and the geometric mean normal mode vibrational frequency of  $m$ . Note that  $\{U_m, \bar{\nu}_m, o_m\}_{m=1}^M$  are parameters whose values can be obtained from classical atomistic models (see section IIIA) or higher levels of theory.

Finite-system analogues of a phase transition can be identified from peaks (or other anomalies) in the heat capacity,

$$C_V(T) = \frac{\partial \langle U \rangle_T}{\partial T} = \frac{\langle U^2 \rangle_T - \langle U \rangle_T^2}{k_B T^2}, \quad (3)$$

where the constant kinetic contribution has been omitted and the angle brackets  $\langle \dots \rangle_T$  indicate a canonical weighted average of the quantity within, *i.e.*

$$\langle U^n \rangle_T = \sum_{m=1}^M \langle U_m \rangle^n p_m(T), \quad (4)$$

with

$$p_m(T) = \frac{g_m e^{-U_m/k_B T}}{Z(T)} \quad (5)$$

representing the equilibrium occupation probability of each local minimum.

Within the limits of the harmonic approximation employed throughout this study, eqn (3) yields the *vibrational* component of the heat capacity. Note that  $C_V(T) = 0$  when  $M = 1$ , but for  $M > 1$  it is instructive to consider the heat capacity in a more explicit form:

$$C_V^{(M)}(X) = k_B X^2 \frac{\rho_{21} \exp(-X)}{\left[ 1 + \sum_{i=2}^M \rho_{i1} \exp(\phi_{i1} X) \right]^2} \times \left\{ 1 + \sum_{i=3}^M \sum_{j=1}^{i-1} \rho_{i1} \rho_{j2} \phi_{ij}^2 \exp[(\phi_{i1} + \phi_{2j})X] \right\},$$

where  $X = \Delta_{21}/k_B T > 0$ ,  $\Delta_{ij} = U_i - U_j$ ,  $\phi_{ij} = \Delta_{ij}/\Delta_{21}$ , and  $\rho_{ij} \equiv g_i/g_j = (\bar{\nu}_j^3 o_j)/(\bar{\nu}_i^3 o_i) > 0$ . (Recall that the ground state has index 1.) It is now clear that the heat capacity depends on degeneracy *ratios*  $\rho_{ij} = \rho_{ji}^{-1} = \rho_{ik}\rho_{kj}$  and scaled energy *differences*  $\phi_{ij} = -\phi_{ji} = \sum_{k=j+1}^i \phi_{kk-1}$ , assuming  $j < i$  in the last equality.  $C_V^{(M)}$  tends to zero in the limits of  $T \rightarrow 0$  and  $T \rightarrow \infty$ , so we expect at



least one peak (sometimes referred to as a Schottky anomaly<sup>30–32</sup>) in the range  $0 < T < \infty$  for finite  $M > 1$ .

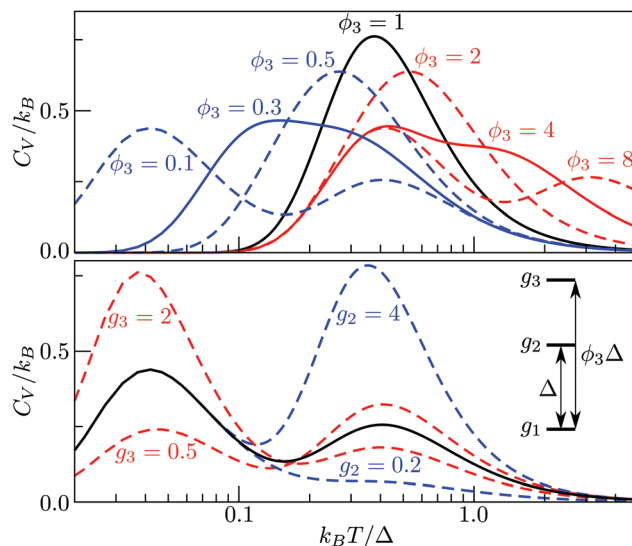
For  $M = 2$  the position  $X_{\max} > 2$  of the peak maximum is determined by the positive solution of

$$\rho_{12} \exp(X_{\max}) = \frac{X_{\max} + 2}{X_{\max} - 2}. \quad (6)$$

This equation is solved graphically in Fig. 1, illustrating how  $X_{\max} > 0$  depends on the degeneracy ratio  $\rho (= \rho_{12})$ , and also showing a second *negative* solution which is unphysical. Note that varying  $\rho$  or  $\Delta_{21}$  does not change the characteristic shape of the  $C_V$  peak.

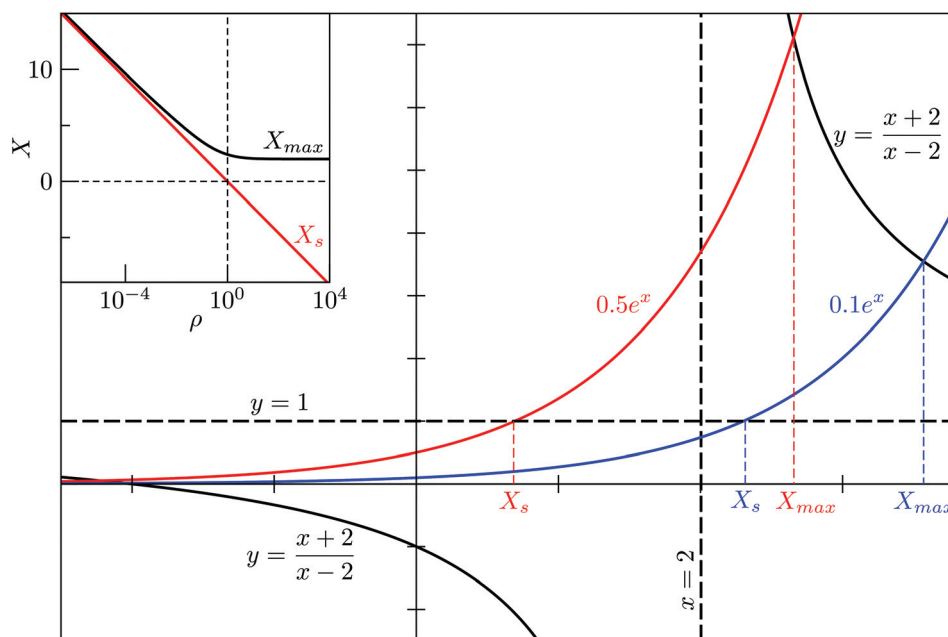
The situation becomes more interesting for  $M = 3$ , because varying,  $\rho_2 (= \rho_{21})$ ,  $\rho_3 (= \rho_{31} = \rho_{32}\rho_{21})$  and  $\phi_3 (= \phi_{31} = 1 + \phi_{32})$  affects the overall shape of the  $C_V$  curve and can yield two separate peaks, as illustrated in Fig. 2. The height and relative position of the peak(s) can be systematically adjusted, with the degeneracy ratios largely affecting the height, and the energy-level ordering/spacing primarily dictating the relative positions of the two maxima. Interestingly, bimodality seems to occur only when the higher energy gap is considerably wider than the low energy gap, and it is conceivable that an  $M$ -level spectrum with ever-increasing gaps between consecutive energy levels may have  $M - 1$  peaks in the  $C_V$  curve. Although this limit is unlikely to be reached for atomistic systems, where high-energy minima are usually more densely spaced than low-energy minima, in section IVA we show that dopant-induced degeneracy splitting of the global minimum can result in more than one additional  $C_V$  peak at low temperatures.

In section IV we consider databases containing  $M \leq 10^4$  geometrically-distinct low-lying minima, with  $\{g_m, U_m\}_{m=1}^M$



**Fig. 2** Heat capacity of a three-level system with different values of  $g_2$ ,  $g_3$  and  $\phi_3$ , with  $\Delta$  (i.e. the energy gap between the ground state and the first excited state) setting the energy scale. The default values are  $g_1 = g_2 = g_3 = 1$  and  $\phi_3 = 0.1$ . Note the logarithmic scale on the horizontal axis.

calculated from classical atomistic models. The overall shape of the resulting  $C_V$  plots is often qualitatively similar to that of a three-level system, but in some particular cases we encounter up to four identifiable peaks. Crucially, the HSA allows us to quantify the contribution of subsets of local minima to an overall  $C_V$  plot, which facilitates heuristic interpretation of various anomalies. A pronounced peak can often be associated with a transition from preferential occupation of a subset ( $\alpha$ ) of low-lying minima to a different subset ( $\gamma$ ) of higher-lying



**Fig. 1** Graphical solution to eqn (6) and (9), demonstrating the effect of the degeneracy ratio  $\rho = g_1/g_2$  in a two-state model.



minima.<sup>26</sup> We interpret the subsets  $\alpha$  and  $\gamma$  as two different phases, with the number of distinct minima (*i.e.*  $|\alpha|$  and  $|\gamma|$ ) providing a measure of the landscape contribution to the configurational entropy<sup>33</sup> for each phase. Within this picture, the corresponding transition temperature  $T_s > 0$  can be defined as the solution of  $Z_\alpha(T) = Z_\gamma(T)$ ,<sup>27</sup> where  $Z_\alpha(T) = \sum_{m \in \alpha} g_m \exp(-U_m/k_B T)$  represents a relative occupation probability. Equating these probabilities is equivalent to equating Helmholtz free energies, *i.e.*  $F_\alpha(T) \equiv -k_B T \ln Z_\alpha$ , and determining  $T_s$  amounts to finding the solution(s) of

$$U_{m_\alpha^*} - U_{m_\gamma^*} + k_B T_s \ln \left[ \frac{g_{m_\gamma^*} \zeta_\gamma(T_s)}{g_{m_\alpha^*} \zeta_\alpha(T_s)} \right] = 0, \quad (7)$$

where the lowest-lying minimum ( $m_{\alpha/\gamma}^*$ ) in subsets  $\alpha$  and  $\gamma$  has been factored out and

$$\zeta_\alpha(T) = 1 + \sum_{m \in \alpha, m \neq m_\alpha^*} \frac{g_m}{g_{m_\alpha^*}} \exp \left( -\frac{U_m - U_{m_\alpha^*}}{k_B T} \right). \quad (8)$$

To show that a  $C_V$  peak does not always constitute a finite-system analogue of a phase transition, we again consider a two-state system with  $|\alpha| = |\gamma| = \zeta_\alpha = \zeta_\gamma = 1$ . Eqn (7) then yields a unique analytic solution:

$$\rho \exp(X_s) = 1, \quad (9)$$

where  $X_s = \Delta U/(k_B T_s)$ ,  $\Delta U = U_{m_\gamma^*} - U_{m_\alpha^*}$  and  $\rho = g_{m_\alpha^*}/g_{m_\gamma^*} = o_{m_\gamma^*} \bar{V}_{m_\gamma^*}^K / o_{m_\alpha^*} \bar{V}_{m_\alpha^*}^K$ . The solution of (9) is compared to that of (6) in the inset of Fig. 1, illustrating that  $X_s < X_{\max}$  and, hence,  $T_s > T_{\max}$  for all  $\rho$ , with  $T_{\max}$  denoting the temperature at the  $C_V$  maximum. While a  $C_V$  peak with  $T_{\max} > 0$  exists for all  $\rho$ , it constitutes a finite-system analogue of a phase transition with a physically meaningful  $T_s > 0$  only when the high-energy phase has a higher entropy than the low-energy phase, *i.e.*  $\rho < 1$ . Also,  $T_{\max} \approx T_s > 0$  for  $\rho \ll 1$ , and in most of the atomistic models considered in section IVA we find the discrepancy between  $T_s$  and the  $C_V$  maximum is negligible.

The relatively simple expression in (9) is accurate only when the landscape component of the configurational entropy plays a negligible role. However, since we consider the contributions of both the landscape and the well vibrational entropies, we solve (7) numerically throughout this study (using the Powell hybrid method implemented in MINPACK<sup>34</sup>). Furthermore, we cannot eliminate the possibility of (7) having multiple solutions, which would describe a *reentrant* phase with lowest free energy in multiple, disjoint regions of the temperature domain. However, none of the cases considered below exhibit any signs of reentrant behaviour.

### III. Models and methods

#### A. Atomistic potentials

In this study we consider a model binary cluster containing atomic species  $A$  (the host) and  $B$  (the dopant), with each atom

$i$  identified by a label  $l_i \in \{A, B\}$ . The (binary) Lennard-Jones potential is then given by

$$U^{\text{LJ}} = 4 \sum_{i=1}^{N-1} \sum_{j=i+1}^N \varepsilon_{l_i l_j} \left[ \left( \frac{\sigma_{l_i l_j}}{r_{ij}} \right)^{12} - \left( \frac{\sigma_{l_i l_j}}{r_{ij}} \right)^6 \right], \quad (10)$$

where  $r_{ij}$  is the distance between atoms  $i$  and  $j$ ,  $\varepsilon_{l_i l_j} = \varepsilon_{l_j l_i}$  is the pair well depth, and  $\sigma_{l_i l_j} = \sigma_{l_j l_i}$  controls the equilibrium pair separation. In our analysis of LJ clusters (section IVA) we scale the length and energy by  $\sigma_{\text{AA}}$  and  $\varepsilon_{\text{AA}}$ , respectively, and treat the ratios  $\sigma_r = \sigma_{\text{AB}}/\sigma_{\text{AA}}$  and  $\varepsilon_r = \varepsilon_{\text{AB}}/\varepsilon_{\text{AA}}$  as adjustable parameters specifying the relative size and binding strength of the dopant atom. We also use the reduced temperature  $T^* = k_B T/\varepsilon_{\text{AA}}$ .

For a more appropriate description of transition metal nanoalloys we employ the Gupta potential<sup>25,26</sup>

$$U^{\text{G}} = \sum_{i=1}^N \left\{ \sum_{j \neq i} A_{l_i l_j} e^{-p_{l_i l_j} \left( r_{ij}/r_{l_i l_j}^{(0)} - 1 \right)} - \sqrt{\sum_{j \neq i} \xi_{l_i l_j}^2 e^{-2q_{l_i l_j} \left( r_{ij}/r_{l_i l_j}^{(0)} - 1 \right)}} \right\}, \quad (11)$$

where  $A_{l_i l_j}$ ,  $\xi_{l_i l_j}$ ,  $p_{l_i l_j}$ ,  $q_{l_i l_j}$  and  $r_{l_i l_j}^{(0)}$  are system-specific parameters, and  $r_{ij}$  as in (10). We take the values fitted by Cleri and Rosato<sup>26</sup> for homonuclear ( $l_i = l_j$ ) interactions, while the heteronuclear ( $l_i \neq l_j$ ) values are calculated using the Lorentz-Berthelot rules: by applying geometric averaging for  $A_{l_i l_j}$  and  $\xi_{l_i l_j}$ , *i.e.*  $A_{l_i l_j} = \sqrt{A_{l_i l_i} A_{l_j l_j}}$ , and arithmetic averaging for the remaining parameters, *i.e.*  $p_{l_i l_j} = (p_{l_i l_i} + p_{l_j l_j})/2$ . These “average” parameters are not expected to be the most accurate values for specific nanoalloys, but they are appropriate for our present purpose, which is to explore qualitative trends with respect to the relative size and binding strength of the dopant atom, by analogy with the LJ model.

The LJ and Gupta potentials permit calculation of atomic level stresses<sup>35</sup> and, hence, the local (static) pressure  $P_i$  for each atom  $i$ ,

$$\Omega_i P_i = -\frac{1}{3} \sum_{j \neq i} \mathbf{F}_{ij} \cdot \mathbf{r}_{ij} = \frac{1}{3} \sum_{j \neq i} \frac{dU}{dr_{ij}} r_{ij}, \quad (12)$$

where  $\Omega_i$  is the effective atomic volume,  $\mathbf{F}_{ij}$  is the force on atom  $i$  due to atom  $j$ , and  $\mathbf{r}_{ij} = \mathbf{r}_i - \mathbf{r}_j$ . Note that  $\Omega_i$  is often approximated by the Wigner-Seitz radius in the bulk ground state, irrespective of the particular cluster structure.<sup>16,36</sup>

#### B. Databases of minima

Databases of local minima were harvested using generalised<sup>37</sup> basin-hopping<sup>38,39</sup> (GBH), with the details provided in ESI.† The database size is denoted by  $M$ , and the constituent local minima are indexed in the order of increasing potential energy. To rapidly survey  $T_s^*(\varepsilon_r, \sigma_r)$  in the neighbourhood of  $(\varepsilon_r, \sigma_r) = (1, 1)$  for doped  $\text{LJ}_N$  clusters, we took a simpler “enumerative” approach<sup>40</sup> analogous to that of Cao *et al.*<sup>11</sup> Starting from a database for a given homoatomic  $\text{LJ}_N$  system, split into sets  $\alpha_N$  and  $\gamma_N$ , we systematically generated  $\alpha'_N(\varepsilon_r, \sigma_r)$  and  $\gamma'_N(\varepsilon_r, \sigma_r)$  by enumerating all the  $N$  permutations for each structure (referred to as the “parent”) in  $\alpha_N$  and  $\gamma_N$ , respectively,





with one atom labelled as the dopant. The resulting configurations in  $\alpha'_N(\epsilon_r, \sigma_r)$  and  $\gamma'_N(\epsilon_r, \sigma_r)$  were then requenched, all duplicates were removed, and the two sets of minima were fed into eqn (7) to calculate  $T_s^*(\epsilon_r, \sigma_r)$ . While this approach avoids the cost of running GBH for each  $(\epsilon_r, \sigma_r)$  independently, it may fail to locate new low-energy minima that can emerge when the mismatch in atom size or binding strength exceeds a certain (unknown) threshold. Hence, we restricted ourselves to a relatively small window in the two-parameter space, *i.e.*  $0.97 \leq \sigma_r \leq 1.03$  and  $0.65 \leq \epsilon_r \leq 1.5$ , and we checked the validity of  $\alpha'_N(\epsilon_r, \sigma_r)$  and  $\gamma'_N(\epsilon_r, \sigma_r)$  at the four corners of this window by comparing with an independent GBH run.

## IV. Results and discussion

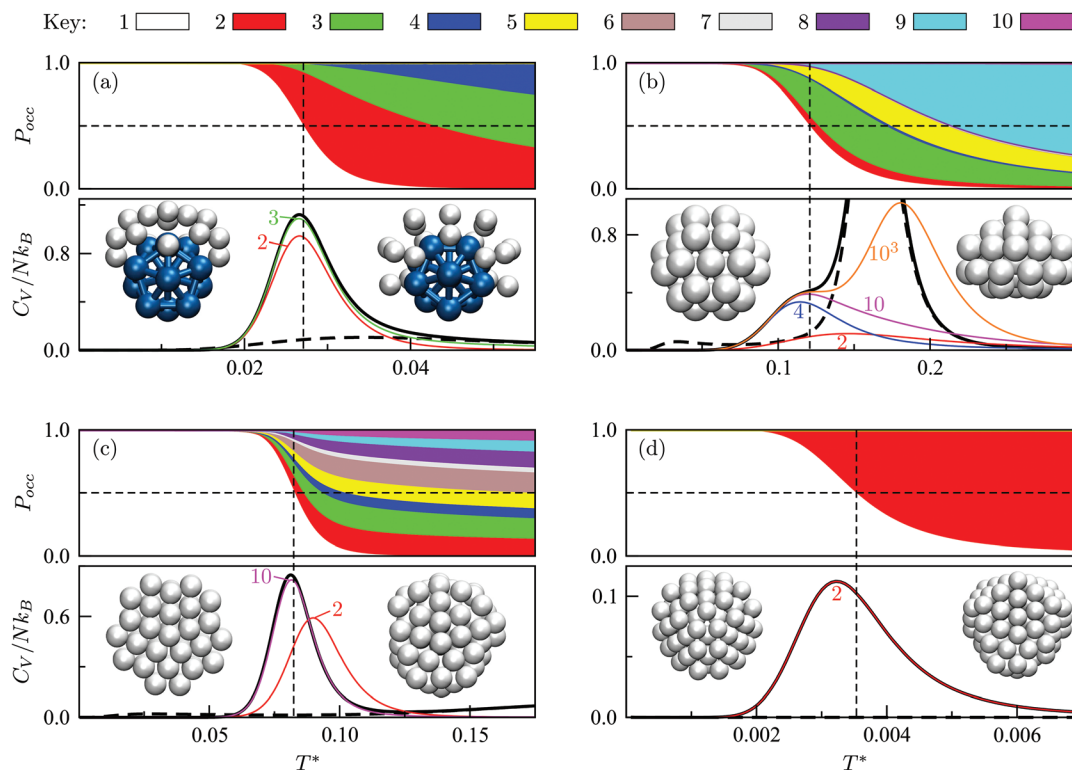
### A. Lennard-Jones clusters

We start by reviewing known<sup>26,27,41,42</sup> solid–solid transitions in  $\text{LJ}_N$  clusters with  $N = 31, 38, 75$  and  $98$ . Fig. 3 shows how these transitions are manifested in a heat capacity plot: either as an isolated peak ( $\text{LJ}_{31}$ ,  $\text{LJ}_{75}$  and  $\text{LJ}_{98}$ ) or as a shoulder of a higher temperature peak ( $\text{LJ}_{38}$ ). Plotting the occupation probabilities reveals that the low-temperature  $C_V$  anomaly in each case correlates with destabilisation of the global minimum (GM),

whose occupancy drops below 0.5 at a system-specific reduced temperature  $T_s^*$  and continues to decrease. To determine  $T_s^*$  for each  $N$ , we solve (7) with the subset  $\alpha$  containing just the corresponding GM, and the subset  $\gamma$  containing a particular number of consecutive higher-lying minima. The subset size  $|\gamma|$  is determined by first including just the second-lowest minimum in  $\gamma$ , then adding higher-lying minima in the database (of size  $M$ ) one by one, in the order of increasing potential energy, until the numerical solution to eqn (7) no longer changes. The smallest  $|\gamma|$  required for acceptable convergence and the corresponding  $T_s^*$  values are listed in Table 1 for all  $N$  considered, and we checked that these temperature values change by less than 1% if eqn (23) is used instead of (2).

**Table 1** Transition temperature ( $T_s^*$ ) for selected  $\text{LJ}_N$  clusters (calculated using  $1 + |\gamma|$  lowest-lying minima) and the range of local pressure values (multiplied by a volume) for the lowest-lying minimum in subsets  $\alpha$  (with  $|\alpha| = 1$ ) and  $\gamma$

$N$	$T_s^*$	$ \gamma $	$P_{\min}^{(\alpha)}$	$P_{\max}^{(\alpha)}$	$P_{\min}^{(\gamma)}$	$P_{\max}^{(\gamma)}$
10	0.0271	3	−2.693	13.875	−4.491	18.210
38	0.1209	16	−0.469	1.248	−1.830	13.461
75	0.0824	17	−0.734	2.564	−3.413	29.501
98	0.0035	1	−1.519	2.904	−3.446	30.185



**Fig. 3** Occupation probabilities ( $P_{\text{occ}}$ ) of the ten lowest-energy minima and heat capacities ( $C_V$ ) plotted versus reduced temperature for (a)  $\text{LJ}_{31}$ , (b)  $\text{LJ}_{38}$ , (c)  $\text{LJ}_{75}$  and (d)  $\text{LJ}_{98}$ . The occupation probabilities are stacked on top of each other in the order of increasing potential energy and colour-coded (see the key). The two lowest-energy minima in each case are shown for illustration. Converged  $C_V$  plots are represented by a solid black curve, while the effect of excluding the global minimum is shown by a dashed curve. Convergence of the solid–solid peak is demonstrated by (thinner) intermediate  $C_V^{(M)}(T^*)$  curves, with the corresponding size ( $M$ ) of the minima database indicated by an integer. Vertical dashed lines mark the transition temperature  $T_s^*$  obtained by solving eqn (7) numerically, and the horizontal dashed lines correspond to  $P_{\text{occ}} = 0.5$ .



The GM of LJ<sub>31</sub> is an incomplete Mackay icosahedron,<sup>22</sup> and the structural transition in Fig. 3a can be described as surface polymorphism: the incomplete outer shell gains access to multiple configurations, one of which is anti-Mackay (the second-lowest minimum). For LJ<sub>38</sub>, the dominant  $C_V$  peak in Fig. 3b has also been interpreted as a Mackay-to-anti-Mackay transition,<sup>41</sup> while the low-temperature shoulder corresponds to the octahedral GM being supplanted by several incomplete icosahedra. Note that it is predominantly the third- and fifth-lowest minima that supplant the LJ<sub>38</sub> GM, with the second- and fourth-lowest minima playing a negligible role (due to relatively low vibrational entropy). This observation shows that the ordering by potential energy may not necessarily reflect the precedence/occupancy at finite temperatures, which is perhaps not surprising since it is the free energy that becomes the determining factor. More importantly, it shows that one should not assume that local minima lying immediately above the GM will be statistically important.

For LJ<sub>75</sub>, the  $C_V$  peak in Fig. 3c corresponds to the Marks decahedral<sup>23</sup> GM giving way to numerous incomplete Mackay icosahedra.<sup>22</sup> Although this particular transition has been discussed in some detail,<sup>27,43</sup> we point out an apparent similarity with structural transitions occurring in certain metal clusters during solid-liquid phase coexistence.<sup>44</sup> In the latter systems the formation of a significant liquidlike fraction at constant energy coincides with a sudden structural transition in the solidlike core. The present analysis of LJ<sub>75</sub> suggests that the onset of surface polymorphism at constant temperature can

also coincide with abrupt structural transformation of an entire cluster.

The solid-solid transformations in LJ<sub>31</sub>, LJ<sub>38</sub> and LJ<sub>75</sub> can be classified as “one-to-many”,<sup>28</sup> because the GM is supplanted by multiple isomers with greater vibrational entropy. In contrast, Fig. 3d reveals a “one-to-one” transformation for LJ<sub>98</sub>: the two lowest-lying minima are sufficient to converge the low-temperature  $C_V$  peak, while the occupation probabilities of higher-lying minima remains negligible until significantly higher temperatures. The same two-state model has been shown to reproduce the low-temperature heat capacity of LJ<sub>98</sub> calculated using replica-exchange Monte Carlo quite well.<sup>42</sup> Note that the transition temperature obtained using (7) is noticeably above the peak maximum, and the origin of this discrepancy was discussed in section II (Fig. 1 inset).

We now survey  $T_s^*$  as a function of  $\epsilon_r$  and  $\sigma_r$  using the “enumerative” procedure described in section IIIB. The results (interpolated using a cubic spline) are plotted in Fig. 4, illustrating how  $T_s^*(\epsilon_r, \sigma_r)$  is affected by small changes in the dopant characteristics. Although the accuracy of these “heat-maps” is expected to deteriorate when moving away from  $(\epsilon_r, \sigma_r) = (1, 1)$  in the two-parameter space, the proximity of dark blue regions (where  $T_s^* \leq 0$  K) to the point  $(\epsilon_r, \sigma_r) = (1, 1)$  indicates how sensitive (or robust) a given transition is to the dopant-host mismatch. We see that  $T_s^*$  is generally more sensitive to size mismatch ( $\sigma_r$ ) than relative binding strength ( $\epsilon_r$ ), which seems intuitive and consistent with the only available experimental data on the melting of doped metal clusters.<sup>10,11</sup>

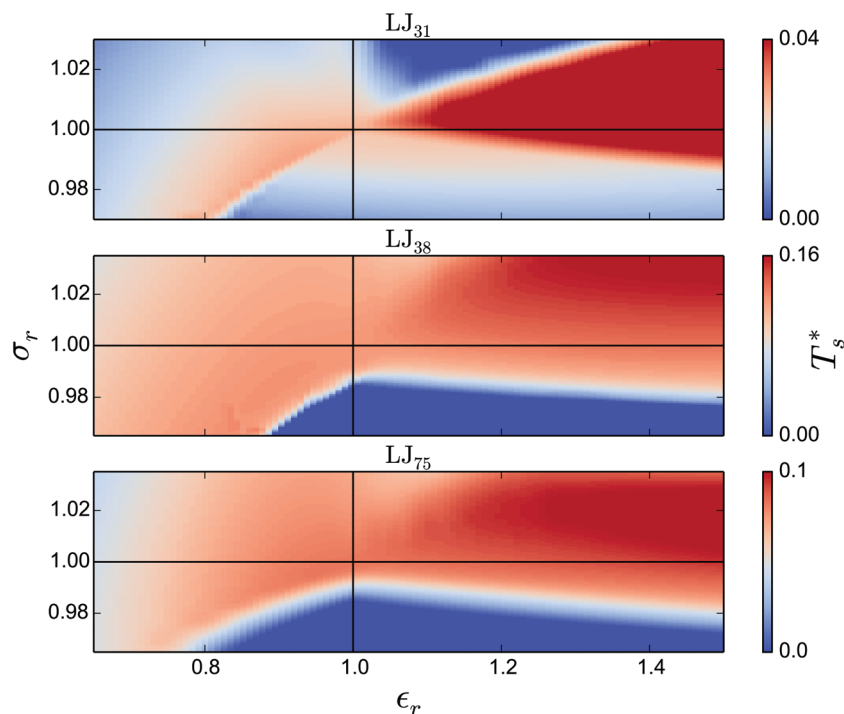
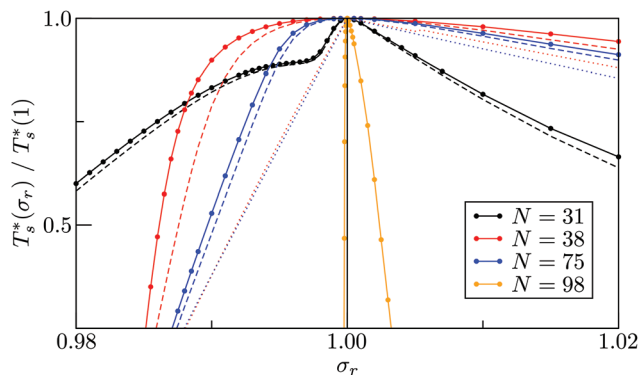


Fig. 4 Variation of the solid-solid transition temperature  $T_s^*$  with the relative size ( $\sigma_r$ ) and binding strength ( $\epsilon_r$ ) of the dopant atom for 31 (top), 38 (middle) and 75-atom (bottom) clusters.





**Fig. 5** Scaled  $T_s^*$  versus dopant relative size ( $\sigma_r$ ) for selected  $LJ_N$  clusters. Dashed and dotted curves represent data with the vibrational and landscape components of the configurational entropy, respectively, set to the values for the homoatomic cluster ( $\sigma_r = 1$ ).

What is less intuitive is that the transitions in  $LJ_{38}$  and  $LJ_{75}$  are significantly more sensitive to a smaller dopant ( $\sigma_r < 1$ ), whereas  $LJ_{31}$  is more sensitive to a larger dopant ( $\sigma_r > 1$ ). We address this particular issue below. Another predictable observation is that  $T_s^*$  generally increases with  $\varepsilon_r > 1$ , and perhaps it eventually catches up with the system-specific melting temperature, but we shall not focus on this scenario. It is also worth mentioning that the “heat-map” for  $LJ_{98}$  (not shown) resembles those of  $LJ_{38}$  and  $LJ_{75}$ , exhibiting a similar pattern but within a significantly narrower region around  $(\varepsilon_r, \sigma_r) = (1, 1)$ .

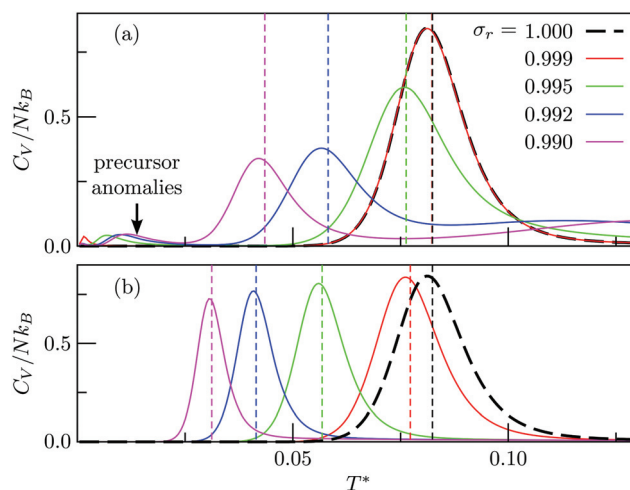
It is instructive to consider the effect of varying  $\sigma_r$  while keeping the binding strength fixed at  $\varepsilon_r = 1$ ,<sup>40</sup> in which case increasing or decreasing the dopant size lowers  $T_s^*$  (see Fig. 5). We link this behaviour to the homoatomic GM exhibiting a more homogeneous distribution of local pressure than the higher lying icosahedral minima (see Table 1). The centre of an icosahedral motif is under a particularly high compressive stress, which can be relieved by substituting the central atom with a smaller one.<sup>16,40</sup> Hence,  $T_s^*$  of doped  $LJ_{38}$  and  $LJ_{75}$  rapidly drops to zero in Fig. 4 when  $\sigma_r$  is below a critical value  $\sigma_r^+(\varepsilon_r) < 1$ , which in turn can be regulated by varying  $\varepsilon_r$ .

Fig. 5 clearly shows that in doped  $LJ_{38}$ ,  $LJ_{75}$ , and  $LJ_{98}$  the transition temperature is more sensitive to  $\sigma_r < 1$  than it is to  $\sigma_r > 1$ ,<sup>40</sup> and in the latter case the dopant energetically favours a surface site. This asymmetric sensitivity can also be explained by considering the local pressure: the difference in maximal *expansive* (negative) pressure between the competing morphologies is significantly smaller in magnitude than the difference in maximal *compressive* (positive) pressure, so a larger dopant has a smaller effect on  $T_s^*$ . The situation is in some sense reversed for  $LJ_{31}$ , where  $T_s^*$  is more sensitive to a larger dopant. In this case the competing morphologies share the same icosahedral core and are therefore similarly affected by a smaller dopant. However, a larger dopant atom occupying a surface site evidently has a greater destabilising effect on the Mackay capping layer, which seems intuitive since the anti-

Mackay capping is less densely packed (see snapshots in Fig. 3a) and thus better able to accommodate expansive strain.

Rationalising the trends in Fig. 5 (and 4) solely in terms of local pressure is justified only if the entropic component of the impurity effect can be neglected. To check the role of vibrational entropy, we considered the case where minima in  $\alpha'(\sigma_r)$  and  $\gamma'(\sigma_r)$  have  $\bar{\nu}$  set to the value for their “parent” (recall section IIIB) in  $\alpha$  and  $\gamma$ , respectively. This artificial shift undoes the changes in vibrational entropy induced by adjustments in  $\sigma_r$ , and we find that it does not affect the qualitative nature of the trends in Fig. 5. Effects of the landscape contribution to configurational entropy can also be (largely) eliminated by restricting  $\alpha'(\sigma_r)$  and  $\gamma'(\sigma_r)$  to include only biminima<sup>37,45</sup>—configurations whose energy cannot be improved by interchanging any two atoms (and then reequenching)—with the corresponding point group order manually changed to that of the “parents” so as to preserve continuity at  $\sigma_r = 1$ . This manipulation has a more drastic effect on the  $T_s^*(\sigma_r)$  curve, as shown for  $LJ_{38}$  and  $LJ_{75}$  in Fig. 5, but the overall qualitative picture remains unchanged:  $T_s^*(\sigma_r)$  is still highest at  $\sigma_r = 1$ , and the mismatch-induced lowering of  $T_s^*$  is still more gradual for  $\sigma_r > 1$ . Hence, the effect of  $\sigma_r$  on  $T_s^*$  is determined primarily by changes in the potential energy, at least for the LJ clusters considered here, with entropy playing only a secondary (though quantitatively important) role. This conclusion suggests that impurity atoms energetically favouring interior sites within a cluster will generally have a stronger effect on structural transitions, because a higher coordinated impurity will have a greater share of the binding energy. However, solid–solid transitions that do not involve core restructuring may not follow this rule, as evidenced by  $LJ_{31}$ .

Fig. 4 and 5 illustrate systematic shifts in  $T_s^*$  for a *geometric* solid–solid transition, and Fig. 6a shows the shift for  $LJ_{75}$  happening in unison with the  $T_s^*$  computed using (7). (Similar consistency has also been demonstrated<sup>40</sup> for  $LJ_{31}$  and  $LJ_{38}$ .)



**Fig. 6** Heat capacity of doped  $LJ_{75}$  clusters for different values of  $\sigma_r$ , calculated using either (a) all local minima or (b) just biminima. Dashed vertical lines mark the value of  $T_s^*$  calculated using (7).



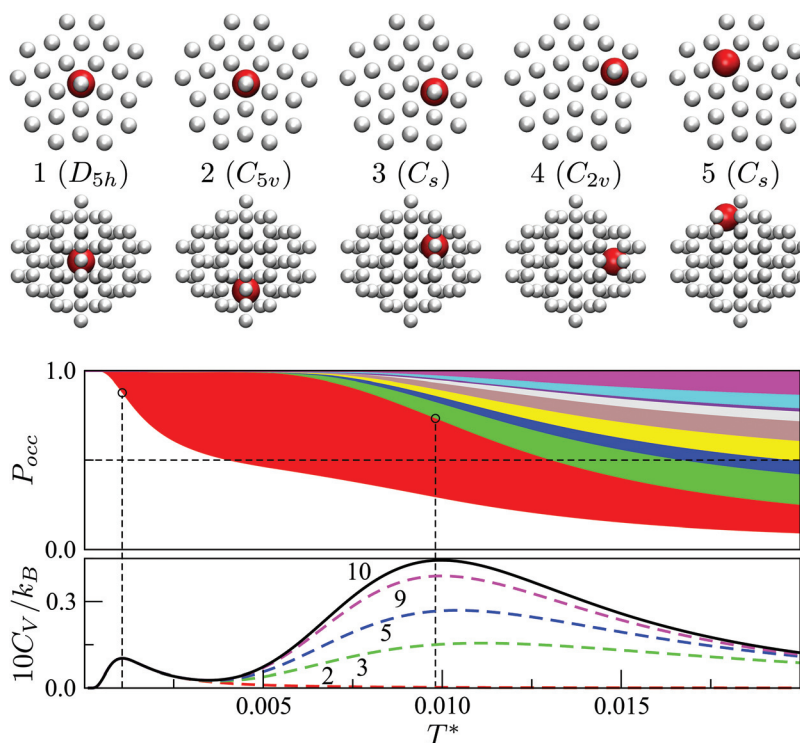
Furthermore, Fig. 6a exhibits additional low-temperature peaks that also change with  $\sigma_r$ . Analogous  $C_V$  features have been reported previously<sup>19</sup> and attributed to dopant delocalisation prior to melting. Here we also interpret these features as indicators of non-degenerate permutational isomerisation (see below), and the fact that they change systematically with  $\sigma_r$  indicates potentially tunable behaviour. Interestingly, Fig. 6b shows that eliminating  $\sigma_r$ -induced variation in the configurational entropy accentuates the main  $C_V$  peak and preserves the direction in which it shifts in response to  $\sigma_r$ , while the features associated with dopant delocalisation vanish completely. It would be interesting to investigate if the result will be the same for multiple impurity atoms, or whether some  $C_V$  anomalies due to permutational isomerisation will be retained, but we will not pursue this issue further here.

Fig. 7 focuses on the precursor anomalies indicated in Fig. 6, revealing two separate peaks for doped LJ<sub>75</sub> with  $\sigma_r = 0.992$ . This bimodality is apparently due to the dopant delocalising in two separate stages. The first stage corresponds to partial delocalisation of the dopant from the central site to the two adjacent ones along the five-fold symmetry axis. This interpretation is based on the fact that the lowest-temperature  $C_V$  peak in Fig. 7 is reproduced by the two lowest-lying homotops with  $D_{5h}$  and  $C_{5v}$  point group symmetry. Note that eqn (7) yields  $T_s^* = 0.004$  for this two-state subsystem, while the  $C_V$  peak maximum is more in line with the first inflection

point (near  $T^* = 0.001$ ) in the GM occupation probability. The disparity between the  $C_V$  maximum and  $T_s^*$  is consistent with the degeneracy ratio (recall Fig. 1 inset and section II) being close to unity, *i.e.*  $\rho = (\bar{\nu}_2^k o_2)/(\bar{\nu}_1^k o_2) \approx 0.5$  in this case. The second precursor peak in Fig. 7 converges when all ten distinct permutations are considered, and the peak maximum at around  $T^* = 0.01$  is in better agreement with the solution of eqn (7), *i.e.*  $T_s^* = 0.013$  if the transition is between sets of two and eight minima. Hence, the second delocalisation stage here corresponds to the dopant gaining access to all the remaining sites within the underlying framework.

The origin of two-step permutational isomerisation in doped LJ<sub>75</sub> is analogous to the generic three-state model discussed in section II. Fig. 8 shows that atom-size mismatch ( $\sigma_r \neq 1$ ) splits the degeneracy of the homoatomic ( $\sigma_r = 1$ ) energy levels, and for  $\sigma_r < 1$  the degeneracy of the homoatomic GM is split into two well-defined bunches. A narrow energy gap between the two energy levels in the low-lying bunch (*i.e.* the first two isomers illustrated in Fig. 7) and the significantly wider gap between the two bunches give rise to two  $C_V$  peaks at low temperature. In contrast, the homoatomic GM degeneracy splitting for  $\sigma_r > 1$  yields a more uniformly dispersed subspectrum, without anomalously large gaps or bunching, producing a very broad (and hardly noticeable)  $C_V$  peak.

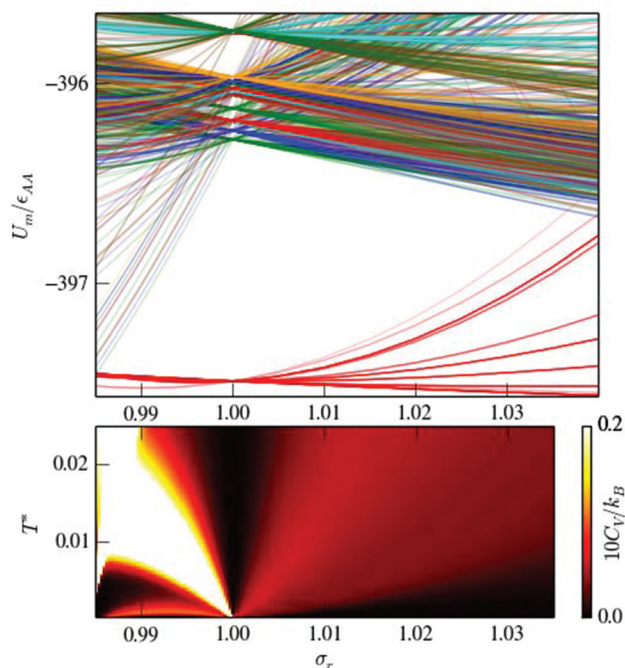
The main solid-solid peak for each  $\sigma_r$  in Fig. 6 is due to the wide gap at the low end of the energy spectrum for  $\sigma_r = 1$ , and



**Fig. 7** Occupation probabilities, stacked and colour-coded as in Fig. 3, and (partial) heat capacity plots focusing on the low-temperature precursor anomalies in Fig. 6 for  $\sigma_r = 0.992$ . The five lowest-energy minima are shown for illustration, viewed down the principal axis (top row) and along the orthogonal plane (bottom), with the larger red sphere representing the dopant.







**Fig. 8** The potential energy spectrum of low-lying minima (top) and low-temperature heat capacity map (bottom) for doped  $LJ_{75}$  as a function of the dopant relative size  $\sigma_r$ . In the top diagram, energy levels emanating from the same degenerate homoatomic ( $\sigma_r = 1$ ) minima are coloured the same. The bottom diagram highlights the low-temperature ( $T^* < 0.25$ )  $C_V$  peak(s) corresponding to permutational isomerisation.

Fig. 8 shows that introducing dopant-host mismatch (*i.e.* increasing  $|1 - \sigma_r|$ ) effectively narrows this gap and eventually closes it completely. This gap closing has the effect of smearing and eventually eliminating the  $C_V$  peak associated with the transformation from decahedral to icosahedral geometry. This observation reinforces the point made by Bixon and Jortner,<sup>46</sup> that pronounced gaps in the energy spectrum play a central role in determining finite-system analogues of a phase transition, while a gapless spectrum with uniformly distributed energy levels will not produce sharp peaks in the heat capacity. We expect that multiple impurities will result in more intricate degeneracy splittings than in Fig. 8 and, hence, will likely produce a more uniform energy spectrum and a more smeared  $C_V$  curve. This expected smearing would be analogous to the broadening of the specific heat divergence at a critical temperature,<sup>47</sup> and it should be distinguished from the broadening arising from finite-size effects.<sup>48,49</sup>

To conclude our discussion of  $LJ_N$  clusters, we reiterate that geometric solid–solid transformations for  $N = 38, 75$  and  $98$  are all affected very similarly when a substituent atom is transmuted. This similarity stems from the fact that these transformations correspond to a highly symmetric non-icosahedral GM being supplanted by numerous incomplete icosahedra. In the following section we consider model nanoalloys where the icosahedral order is less prevalent (for known reasons<sup>50–53</sup>), and the diversity of solid–solid transitions is considerably

richer. These examples correspond to the discrete values provided for us by the periodic table.

## B. Gupta clusters

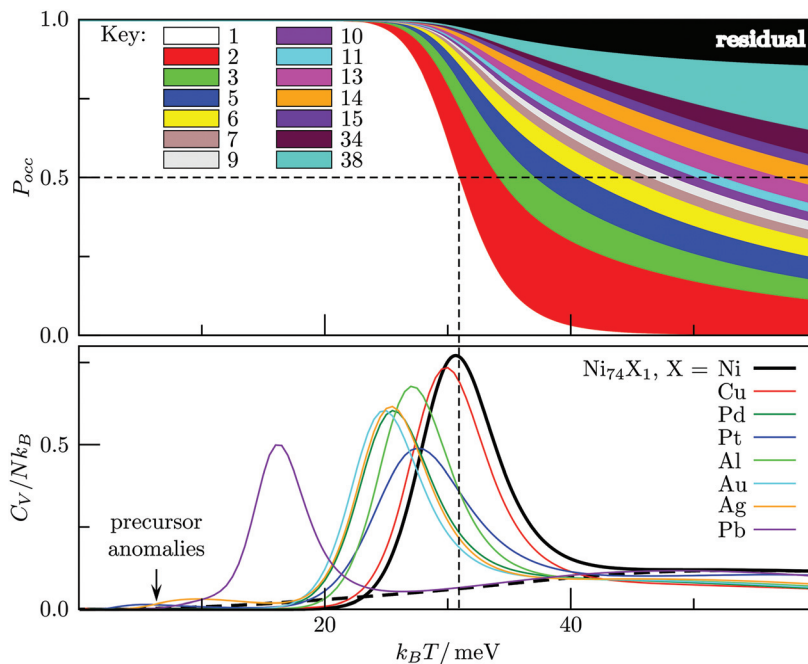
We used the HSA to explore solid–solid transitions in  $Ag_N, Al_N, Au_N, Cu_N, Ni_N, Pd_N$ , and  $Pt_N$  clusters with  $N = 38$  and  $75$ , and in all these cases the GM has the same atomic structure as the  $LJ_N$  counterpart, but the structure and energetic ordering of higher lying minima varies among metals. We found cases with multimodal  $C_V$  plots, with the structural interpretation of each peak also varying among metals, but we leave the details for a separate study.

A solid–solid transition most closely resembling its LJ counterpart was found in  $Ni_{75}$ , where the Marks decahedral<sup>23</sup> GM is supplanted by numerous incomplete Mackay icosahedra<sup>22</sup> at  $k_B T \approx 31$  meV (see Fig. 9). The insight gained from  $LJ_N$  clusters leads us to expect that substitutional doping will lower the transition temperature of  $Ni_{75}$ , provided the dopant binding is weaker than Ni–Ni binding. A database of around  $10^4$  low-lying minima (harvested using the GBH procedure described in ESI†) for  $Ni_{74}X$  clusters (with  $X = Au, Ag, Al, Cu, Ni, Pd, Pt, Pb$ ) largely confirms this expectation. Fig. 9 shows that the most closely size-matched dopant (Cu) yields the smallest downward shift, while the most size-mismatched dopant (Pb) yields the largest shift. Note that here we define the overall dopant–host mismatch based on the relative position of different atomic species in Fig. 10, which illustrates where various metals lie in an empirical two-parameter space and can provide some guidance when selecting a dopant for a given host. Also note that the shift in Fig. 9 is less clear-cut for substituents with intermediate atom-size mismatch, indicating that additional factors may also be involved here.

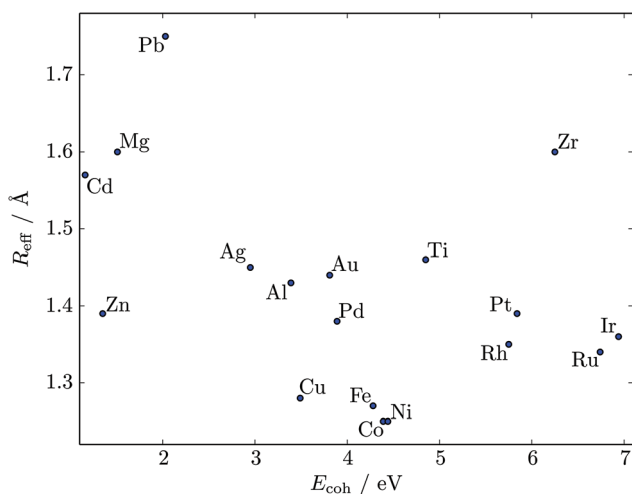
The Pb-induced downward shift of the  $C_V$  peak by  $k_B \Delta T \approx 15$  meV ( $\Delta T \approx 170$  K) is reinforced by the considerably smaller cohesive energy of Pb in comparison to Ni. However, the Pt-induced downward shift indicates that atom-size mismatch is the more important factor, because the considerably higher cohesive energy of Pt (relative to Ni) would push the  $C_V$  peak up were it not for the larger effective size of Pt. The shift also correlates with local atomic-level pressure, by analogy with  $LJ_{75}$ : a larger-sized dopant stabilises the incomplete icosahedral framework, because it contains sites with higher maximal expansive stress. The lowest value of the quantity defined in (12) is  $-0.55$  eV for the Marks decahedral GM and  $-1.10$  eV for the lowest-lying icosahedron-based isomer of  $Ni_{75}$ , and in both structures sites with the maximal expansive pressure are localised at (or near) pentagonal vertices.

The  $C_V$  plots in Fig. 9 also show broad peaks due to permutational isomerisation in  $Ni_{74}Ag$  and  $Ni_{74}Pt$ . These precursor peaks arise just from the two lowest-lying minima in each case, which are illustrated in Fig. 11. Although the situation is analogous to that in doped  $LJ_{75}$  with  $\sigma_r > 1$  (recall Fig. 8), it is interesting that the two competing permutational isomers are different for each dopant, which can be explained by the disparity in the cohesive energies of Ag and Pt. This observation shows that subtly different permutational-isomerisation tran-





**Fig. 9** Top: Occupation probabilities (stacked on top of each other) versus temperature for  $\text{Ni}_{75}$ , based on the 40 lowest-energy minima, with 14 of them represented individually by a color (see key), and the remaining ones lumped into the “residual” (black). The horizontal dashed line marks  $P_{\text{occ}} = 0.5$ , while the vertical dashed line indicates the temperature at which the occupation probability of the GM crosses this value. Bottom: Heat capacity plots for  $\text{Ni}_{74}\text{X}_1$  clusters, showing how the solid–solid peak tends left as the dopant (X) atom size increases. The dashed black curve corresponds to the homoatomic  $\text{Ni}_{75}$  with the decahedral GM removed from the minima database.



**Fig. 10** Scatter plot of cohesive energy  $E_{\text{coh}}$  (per atom) and effective atomic radius  $R_{\text{eff}}$  for various 12-coordinated (*i.e.* fcc or hcp) metals.<sup>26,54</sup>

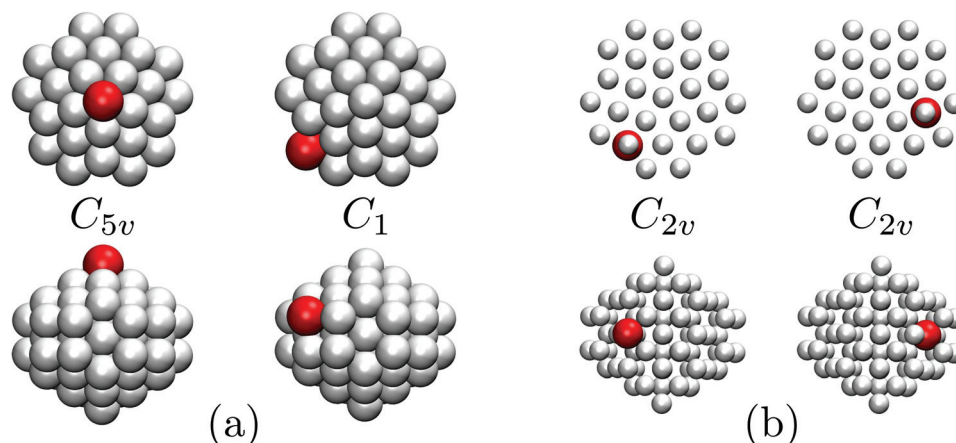
sitions can occur in clusters with the same geometric framework.

Metal clusters modelled by a many-body potential generally exhibit a diminished propensity for icosahedral order<sup>50–53</sup> compared to Lennard-Jones clusters, with  $\text{Au}_{55}$  providing the most striking example.<sup>51–53</sup> Although this size corresponds to a “magic” number (*i.e.* geometrically closed-shell) Mackay icosahedron,<sup>22</sup> the GM is actually a defective fcc/hcp structure

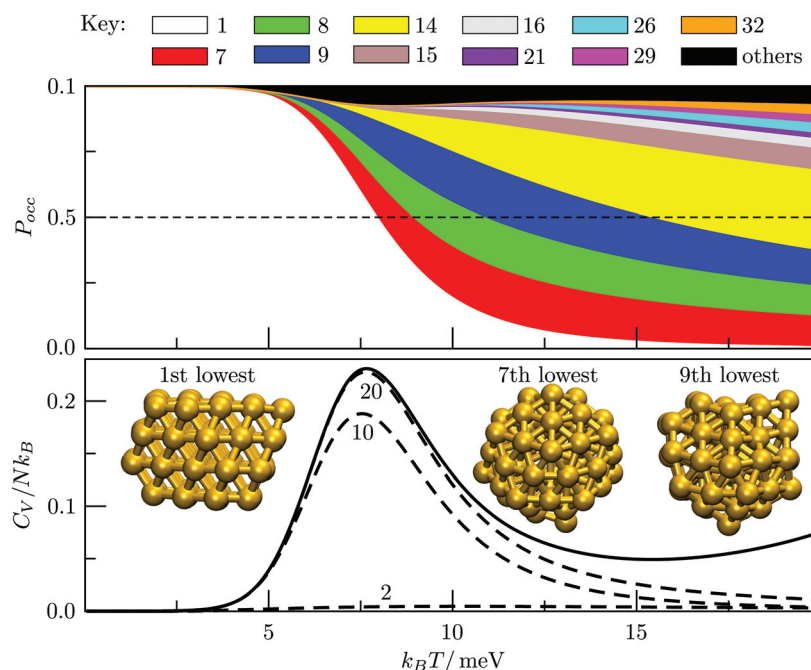
with  $C_1$  point group symmetry. Fig. 12 shows its occupation probability diminishing relative to several amorphous structures with higher vibrational entropy, with the transition marked by a pronounced  $C_V$  peak at  $k_B T \approx 8$  meV. Although the six lowest-energy minima are all predominantly fcc-like and therefore may be regarded as constituents of one phase, the combined occupation probability of isomers 2 to 6 never exceeds 0.07. Isomers 7, 8, 9 and 14 collectively become the most populated at  $k_B T_s \gtrsim 8$  meV, constituting a phase that can be characterised (using common-neighbour analysis<sup>28,49,55</sup>) as amorphous with partial icosahedral order.

We note that Garzón *et al.*<sup>52,53</sup> have used the Rosato, Guillope and Legrand (RGL)<sup>56</sup> parametrization of the Gupta potential and suggested an amorphous GM structure for  $\text{Au}_{55}$ . However, we find that reoptimising the fcc GM illustrated in Fig. 12 with the reduced RGL parameters (*i.e.* with  $\xi$  set to unity as in ref. 53) yields  $-52.65827$ , which is slightly lower than that of the energy of the lowest-lying amorphous isomer ( $-52.65684$ ). It is also worth noting that in both cases the homoatomic Mackay icosahedron<sup>22</sup> is not even in the  $10^4$  lowest-lying minima for  $\text{Au}_{55}$ .

The competing structures contributing to the  $C_V$  peak in Fig. 12 exhibit a similar homogeneous distribution of local pressure, so the stress-redistribution argument employed in section IVA and for  $\text{Ni}_{75}$  does not apply in this case, and we cannot say anything about the potential tunability. In fact, we find that the low-temperature peak essentially vanishes when one Au atom is substituted by a closely-matched one (*e.g.* Ag or



**Fig. 11** The two lowest-energy minima for (a)  $\text{Ni}_{74}\text{Ag}$  and (b)  $\text{Ni}_{74}\text{Pt}$  Marks decahedra,<sup>23</sup> viewed down the principal axis (top) and along the orthogonal plane (bottom). The larger red sphere represents the dopant, and the host atom size is varied for clarity.



**Fig. 12** Occupation probabilities (stacked on top of each other) and heat capacity plots for  $\text{Au}_{55}$ , with three of the most populated structures illustrated.

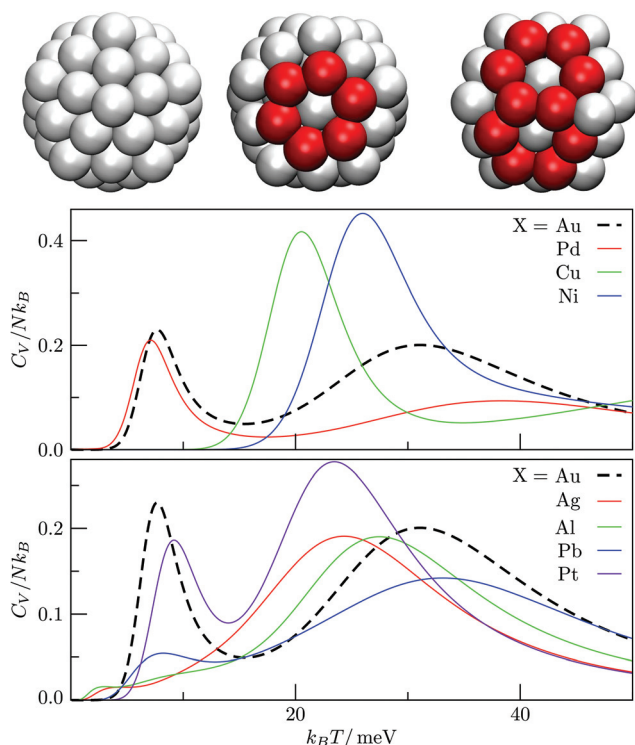
Al shown in Fig. 13b), because it energetically destabilises fcc order by promoting one of the amorphous isomers to the GM. Similar reordering occurs for Pb and Pt dopants, and the pronounced low-temperature peak in each case indicates a transition of a distinctly different kind: one where an amorphous GM gives way to other amorphous structures with higher vibrational entropy, whilst the low-lying fcc/hcp isomers are statistically insignificant.

The interpretation of the low-temperature peak again changes when one Au atom is substituted with Pd, Cu or Ni, which all have a smaller effective atom size than Au. Each one of these impurities promotes the Mackay icosahedron<sup>22</sup> to the

GM, and the low-temperature  $C_V$  peak corresponds to partial amorphization of the icosahedron surface *via* the rosette-like mechanism,<sup>57</sup> with a fivefold vertex (or two adjacent ones) transforming into a hexagonal ring, while the impurity remains at the central site. This type of solid-solid transition occurs because surface amorphised icosahedra have more vibrational entropy. It is interesting that decreasing the dopant atom size (*i.e.*  $\text{Pd} \rightarrow \text{Cu} \rightarrow \text{Ni}$ ) energetically stabilizes the ideal icosahedron and just the two partially amorphised variants illustrated in Fig. 13a, with the perfect icosahedron stabilised relatively more than the amorphised variant(s), hence the peak in Fig. 13a shifts to the right by as much as  $k_B \Delta T \approx 20$  meV







**Fig. 13**  $C_V$  plots for  $Au_{54}X$  clusters, with the homoatomic  $Au_{55}$  represented by a dashed black curve. Cluster snapshots illustrate the pristine  $I_h$  structure (left), a single rosette-like defect (middle), and a double paired rosette defect (right). The dopant is occupying the central site (not visible), while atoms belonging to the hexagonal rosette rings are depicted in red.

( $\Delta T \approx 230$  K). This trend demonstrates that selective substitutional doping can help to suppress surface amorphisation, which could be particularly important for catalysis, and it is conceivable that similar trends may be found for other types of surface reconstruction/roughening in nanoalloys. The behaviour in X-doped  $Au_{54}X$  clusters also leads to two somewhat counterintuitive points: (i) a cluster *surface* transition can be tuned by substituting a *central* atom; and (ii) a highly mismatched impurity can lead to more predictable behaviour than a closely-matched one.

## V. Summary and conclusions

We have demonstrated how the harmonic superposition approach<sup>20,21</sup> can be used to explain the effects of substitutional doping on solid–solid transitions in atomic clusters. We first considered a selection of Lennard-Jones ( $LJ_{N<100}$ ) clusters with a preexisting transition and analysed the effects of small changes in the relative atom size and binding strength of the impurity. We then focused on  $Ni_{74}X$  and  $Au_{54}X$  clusters (with  $X = Au, Ag, Al, Cu, Ni, Pd, Pt, Pb$ ), modelled by a many-body Gupta potential, to further illustrate that a single impurity atom can produce systematic trends and/or surprisingly intricate (yet predictable) effects on a solid–solid transition in

nanoalloys. Our analysis corroborates earlier studies of impurity effects<sup>16,17</sup> and sheds new light on the tunability of morphological transitions. We now summarise our main conclusions, which we believe may be useful for rational design of nanoalloy catalysts.

A solid–solid transition temperature, when defined by equating the free energies of two competing phases, is generally more sensitive to the relative size than to the binding strength of the impurity atom. This result is consistent with previous experiments<sup>10,11</sup> and calculations.<sup>12–16,18,19</sup> More importantly, we have shown that a given solid–solid transition supports only a limited range of atom-size mismatch, and exceeding the system-specific limits will destroy the transition. Hence, a transition temperature can be tuned only by impurities with mismatch magnitude below a certain tolerance, which is generally larger for surface (as opposed to interior) impurities. The tolerance does not exhibit a simple dependence on system size, but rather is determined by details of the underlying potential energy landscape.

From the energy landscape perspective, small changes in the dopant characteristics cause an appreciable and systematic redistribution of local minima along the energy axis, while the effect on the corresponding local curvatures is relatively insignificant. Hence, impurity effects on solid–solid transitions are largely manifested in the discrete energy spectrum of low-lying minima (*i.e.* metastable states), which describes the main energetic factors as well as the landscape contribution to configurational entropy.<sup>33</sup>

In certain tunable cases we found that dopant effects can also be linked to specific features in the distribution of atomic-level stresses. This correlation was discussed in the context of melting by Mottet *et al.*,<sup>16</sup> who showed that the solid–liquid transition temperature of Ag clusters can be raised by a smaller impurity. Our analysis extends these results by showing that both larger and smaller impurities can *lower* a solid–solid transition temperature. These seemingly opposing trends are consistent with one general principle: a size mismatched impurity will generally favour a more inhomogeneously stressed phase. This principle can help predict the direction in which a transition temperature will shift after doping, provided the atomic-level stress in structures representing the two competing phases are known.

Interestingly, we found that a single impurity atom can give rise to more than one additional anomaly in the low-temperature heat capacity, indicating that dopant delocalisation within a particular geometric framework can proceed *via* two separate stages (and possibly more in larger systems). This result constitutes a simple analogue of the behaviour reported by Rubinchikov *et al.*<sup>32</sup> for model Pd–Cu nanoalloys, where the solid-solution-like transition occurred in multiple stages of partial mixing/segregation staggered over a finite temperature range.

From a modelling perspective, the difficulty of examining multiple-impurity effects will grow rapidly with the number of impurities, because the set of distinct local minima required for the harmonic superposition approach will be significantly





greater than those used here. However, we believe this difficulty can be (at least partially) overcome by systematically reducing the database of minima to a smaller representative set containing only biminima.<sup>45</sup> In the present study we have shown that biminima alone can retain the necessary features that give rise to *geometric* structural transitions, and it would be interesting to examine to what extent *permutational* transitions are preserved by biminima when there is more than one impurity atom.

## Appendix A: HSA derivation

Consider a system of  $N$  potentially distinguishable particles, each described by Cartesian coordinates  $\mathbf{r} \in \mathbb{R}^3$  (restricted to some finite volume  $V$ ) and velocities  $\dot{\mathbf{r}} \in \mathbb{R}^3$ . The canonical partition function  $Z(N, V, T)$  can be written as

$$\frac{1}{h^{3N}} \int_{-\infty}^{+\infty} \int_{\Omega} \exp\left(-\frac{\mathcal{H}(\mathbf{x}, \dot{\mathbf{x}})}{k_B T}\right) |\mathbf{M}^{-1}| d\mathbf{x} d\dot{\mathbf{x}}, \quad (13)$$

where  $\Omega$  represents the region in  $3N$ -dimensional configuration space imposed by the fixed volume  $V$ ,  $\mathbf{x} = (\mathbf{r}_1, \dots, \mathbf{r}_N)$ ,  $\dot{\mathbf{x}} = (\dot{\mathbf{r}}_1, \dots, \dot{\mathbf{r}}_N)$ ,  $T$  is the temperature,

$$\mathcal{H}(\mathbf{x}, \dot{\mathbf{x}}) = U(\mathbf{x}) + \frac{1}{2} \mathbf{M} \dot{\mathbf{x}} \cdot \dot{\mathbf{x}} \quad (14)$$

is the classical Hamiltonian,  $U(\mathbf{x})$  is the potential and  $\mathbf{M}$  is a diagonal matrix containing the atomic mass for each kinetic degree of freedom. Note the non-standard integration with respect to velocities  $\dot{\mathbf{x}}$ , rather than momenta  $\mathbf{p} = \mathbf{M} \dot{\mathbf{x}}$ , hence the Jacobian  $|\mathbf{M}^{-1}|$ . Also note that the range of integration for each velocity component is  $(-\infty, +\infty)$ .

Now consider a local approximation to  $U(\mathbf{x})$  based on the Taylor expansion about a local minimum  $\mathbf{x}_m$ :

$$\begin{aligned} \tilde{U}_m(\mathbf{x}) &= U_m + \frac{1}{2} \sum_{i,j=1}^{3N} \underbrace{\frac{\partial^2 U(\mathbf{x}_m)}{\partial x_i \partial x_j}}_{H_{ij}^{(m)}} (x_i - x_{mi})(x_j - x_{mj}) \\ &= U_m + \frac{1}{2} (\mathbf{x} - \mathbf{x}_m)^t \mathbf{H}^{(m)} (\mathbf{x} - \mathbf{x}_m), \end{aligned}$$

where  $U_m = U(\mathbf{x}_m)$ ; the first derivatives vanish; and the superscript  $t$  indicates the matrix transpose. The Hessian matrix  $\mathbf{H}^{(m)}$  can be diagonalised by switching to normal mode coordinates using the following transformation:

$$\begin{cases} \mathbf{x} \mapsto \mathbf{y} = \mathbf{A}^t \mathbf{M}^{\frac{1}{2}} (\mathbf{x} - \mathbf{x}_m), \\ \dot{\mathbf{x}} \mapsto \dot{\mathbf{y}} = \mathbf{A}^t \mathbf{M}^{\frac{1}{2}} \dot{\mathbf{x}}, \end{cases} \quad (15)$$

where  $\mathbf{A}_{ij}$  is a  $3N \times 3N$  orthogonal matrix satisfying  $[\mathbf{A}^t \mathbf{A}]_{ij} = \delta_{ij}$  and

$$\mathbf{A}^t \mathbf{M}^{-\frac{1}{2}} \mathbf{H} \mathbf{M}^{-\frac{1}{2}} \mathbf{A} = \Lambda, \quad \text{where } \Lambda_{ij} = \lambda_i \delta_{ij}, \quad (16)$$

with  $\lambda_i$  the  $i$ 'th eigenvalue of the mass-weighted Hessian  $\mathbf{M}^{-\frac{1}{2}} \mathbf{H} \mathbf{M}^{-\frac{1}{2}}$ , and  $\delta_{ij}$  the Kronecker delta. The eigenvector associ-

ated with  $\lambda_i$  is given by the  $i$ 'th column of  $\mathbf{A}$ . Also, note that it is not necessary to transform the velocities  $\dot{\mathbf{x}}$  in unison with the coordinates  $\mathbf{x}$ , but doing so is useful for separating out the kinetic energy contributions associated with particular normal modes. Now, substituting  $\tilde{U}_m(\mathbf{x})$  for  $U(\mathbf{x})$  in (14) and transforming the coordinates according to (15) yields

$$\begin{aligned} \tilde{\mathcal{H}}_m(\mathbf{y}, \dot{\mathbf{y}}) &= U_m + \frac{1}{2} \mathbf{y}^t \mathbf{A}^t \mathbf{M}^{-\frac{1}{2}} \mathbf{H} \mathbf{M}^{-\frac{1}{2}} \mathbf{A} \mathbf{y} + \frac{1}{2} (\mathbf{A} \dot{\mathbf{y}}) \cdot (\mathbf{A} \dot{\mathbf{y}}) \\ &= U_m + \frac{1}{2} \mathbf{y}^t \Lambda \mathbf{y} + \frac{1}{2} \dot{\mathbf{y}} \cdot \dot{\mathbf{y}}, \end{aligned} \quad (17)$$

where the subscript  $m$  identifies the local minimum about which the approximation is constructed. Substituting (17) for  $\mathcal{H}(\mathbf{x}, \dot{\mathbf{x}})$  in (13) and transforming the differentials, *i.e.*  $d\mathbf{x} d\dot{\mathbf{x}} \mapsto |\mathbf{M}^{\frac{1}{2}}| d\mathbf{y} |\mathbf{M}^{\frac{1}{2}}| d\dot{\mathbf{y}}$ , yields

$$\begin{aligned} z_m &= \exp\left(-\frac{U_m}{k_B T}\right) \\ &\times \underbrace{\prod_{i=1}^{\kappa} \frac{1}{h} \int_{-\infty}^{+\infty} \int_{l_i^{(m)}} \exp\left(-\frac{\lambda_i^{(m)} y_i^2 + \dot{y}_i^2}{2k_B T}\right) dy_i d\dot{y}_i}_{q_m^{\text{vib}}} \\ &\times \underbrace{\prod_{j=1}^{3N-\kappa} \frac{1}{h} \int_{-\infty}^{+\infty} \int_{l_j^{(m)}} \exp\left(-\frac{\dot{y}_j^2}{2k_B T}\right) dy_j d\dot{y}_j}_{q_m^{\text{res}}}, \end{aligned} \quad (18)$$

where  $i$  spans  $\kappa$  vibrational modes with  $\lambda_i^{(m)} > 0$ , and  $j$  spans the residual  $3N - \kappa$  modes with  $\lambda_j^{(m)} = 0$ , if they exist. Note that the potential energy of an isolated cluster or a molecule with  $N > 2$  will yield six eigenvalues that are zero at a stationary point: three due to translational invariance and the other three due to rotational invariance. However, all the degrees of freedom can become vibrational, *e.g.* in the presence of an external field, in which case  $\kappa = 3N$  and  $q_m^{\text{res}} = 1$ .

Now, each configuration integral (with respect to a component of  $\mathbf{y}$ ) ought to be evaluated over a finite range  $l_{ij}^{(m)}$  for the catchment basin of  $m$ , which cannot be easily determined. For vibrational modes, it is conventional to extend the range of integration over all space, *i.e.*  $l_i^{(m)} \rightarrow (-\infty, +\infty)$ ; and, using the standard result  $\int_{-\infty}^{+\infty} \exp(-ax^2) dx = \sqrt{\pi/a}$  for  $a > 0$ , it becomes possible to evaluate the  $\kappa$  double integrals analytically to obtain

$$q_m^{\text{vib}} = \left(\frac{k_B T}{h \nu_m}\right)^{\kappa}, \quad (19)$$

which represents the local vibrational entropy with

$$\nu_m = \frac{1}{2\pi} \left( \prod_{i=1}^{\kappa} \sqrt{\lambda_i^{(m)}} \right)^{1/\kappa} \quad (20)$$

the geometric mean vibrational frequency for the local minimum  $m$ . The  $3N - \kappa$  integrals defining  $q_m^{\text{res}}$  in (18) are usually separated into rotational and translational



components, i.e.  $q_m^{\text{res}} = q_m^{\text{rot}} q_m^{\text{trans}}$ , and the two contributions are usually taken as

$$q_m^{\text{trans}} = Vh^{-3}M^{3/2}(2\pi k_B T)^{3/2}, \quad (21)$$

$$q_m^{\text{rot}} = 8\pi^2 h^{-3} |\mathbf{I}_m|^{1/2} (2\pi k_B T)^{3/2}, \quad (22)$$

where  $M$  is the sum of atomic masses and  $|\mathbf{I}_m|$  is the determinant of the inertia tensor. Note that the expression for  $q_m^{\text{trans}}$  would be exact if periodic boundary conditions were applied, but for a finite container it is actually an approximation, because the centre of mass of an extended body will be confined to a volume *smaller* than  $V$ . Also, for local minima with point group symmetry,  $q_m^{\text{rot}}$  will include contributions from superimposable configurations that are related by a proper rotation in the group.<sup>21,58</sup>

A global approximation to the partition function (13) is constructed by superposing the local approximations for *geometrically-distinct* local minima, yielding eqn (1) with the degeneracy factor

$$g_m = n_m q_m^{\text{trans}} q_m^{\text{rot}} q_m^{\text{vib}}, \quad (23)$$

where  $n_m$  accounts for non-superimposable symmetry-equivalent versions of  $m$  and is given by<sup>21,58</sup>

$$n_m = 2 \prod_s N_s! / o_m, \quad (24)$$

with  $s$  spanning different atomic species (satisfying  $N = \sum_s N_s$ ), the factor of 2 explicitly accounting for inversion isomers, and  $o_m$  specifying the point group order. Division by  $o_m$  corrects for rotational and inversion isomers that are *superimposable*, as they also fall into the set of  $\prod_s N_s!$  permutational isomers.

Note that the temperature dependence in  $q_m^{\text{vib}}$ ,  $q_m^{\text{rot}}$  and  $q_m^{\text{trans}}$  has no effect on thermodynamic quantities due to cancellations when computing ensemble averages using eqn (4). Further, recent studies<sup>28,59</sup> show that the moment-of-inertia terms (i.e.  $|\mathbf{I}_m|$ ) in  $q_m^{\text{rot}}$  also largely cancel out, which is why we use the simpler expression for the effective degeneracy stated in (2).

Finally, we restate the three main sources of error intrinsic to the HSA, which have usually been discussed in the micro-canonical (as opposed to canonical) context.<sup>60</sup> Firstly, errors will arise when the database of local minima is not fully representative, but these errors can in principle be eliminated by systematically extending the database. The second source of error is due to the neglect of anharmonic terms in the local approximations of the potential, which can also be systematically corrected by incorporating higher-order terms in the Taylor series expansion. Finally, errors can arise from the overlap between different local approximations in the configuration domain. This particular error is introduced when the finite limits of integration in (18) are extended over an infinite range, which is, in fact, necessary for analytic evaluation. In principle, each configuration integral should be evaluated over the basin of attraction for the local minimum, but this cannot be done analytically. Hence, correcting for the overlap error would inevitably require sacrificing much of the analytic utility of the HSA.

## Acknowledgements

This work was funded by the ERC and EPSRC grant EP/J010847/1. BEH also acknowledges the Gates Cambridge Trust for financial support. The authors are very grateful to Dr Aleks Reinhardt for a critical reading of the manuscript, and DS would like to thank Marco Eckhoff with Dr Andy Ballard for fruitful discussions of the harmonic superposition approach.

## References

- 1 R. Ferrando, J. Jellinek and R. L. Johnston, *Chem. Rev.*, 2008, **108**, 845.
- 2 *Nanocoalloys: from fundamentals to emergent applications*, ed. F. Calvo, Elsevier, 2013.
- 3 K. Zhou and Y. Li, *Angew. Chem., Int. Ed.*, 2012, **51**, 602.
- 4 D. Wang, H. L. Xin, R. Hovden, H. Wang, Y. Yu, D. A. Muller, F. J. DiSalvo and H. D. Abruña, *Nat. Mater.*, 2013, **12**, 81.
- 5 S. Shan, V. Petkov, B. Prasai, J. Wu, P. Joseph, Z. Skeete, E. Kim, D. Mott, O. Malis, J. Luo and C.-J. Zhong, *Nanoscale*, 2015, **7**, 18936.
- 6 W. Luo, M. Sankar, A. M. Beale, Q. He, C. J. Kiely, P. C. Bruijninx and B. M. Weckhuysen, *Nat. Commun.*, 2015, **6**, 6540.
- 7 V. Amendola, S. Scaramuzza, S. Agnoli, S. Polizzi and M. Meneghetti, *Nanoscale*, 2014, **6**, 1423.
- 8 S. Tong, Y. Xu, Z. Zhang and W. Song, *J. Phys. Chem. C*, 2010, **114**, 20925; X. Li, J. Yao, F. Liu, H. He, M. Zhou, N. Mao, P. Xiao and Y. Zhang, *Sens. Actuators, B*, 2013, **181**, 501; C. Wadell, F. A. A. Nugroho, E. Lidström, B. Iandolo, J. B. Wagner and C. Langhammer, *Nano Lett.*, 2015, **15**, 3563.
- 9 F. Calvo, *Phys. Chem. Chem. Phys.*, 2015, **17**, 27922.
- 10 C. M. Neal, A. K. Starace and M. F. Jarrold, *J. Phys. Chem. A*, 2007, **111**, 8056.
- 11 B. Cao, A. K. Starace, C. M. Neal, M. F. Jarrold, S. Núñez, J. M. López and A. Aguado, *J. Chem. Phys.*, 2008, **129**, 124709.
- 12 J. C. Shelley, R. J. L. Roy and F. G. Amar, *Chem. Phys. Lett.*, 1988, **152**, 14; I. Garzón, X. Long, R. Kawai and J. Weare, *Chem. Phys. Lett.*, 1989, **158**, 525; I. L. Garzón, X. P. Long, R. Kawai and J. H. Weare, *Z. Phys. D: At., Mol. Clusters*, 1989, **12**, 81.
- 13 C. Hock, S. Straßburg, H. Haberland, B. von Issendorff, A. Aguado and M. Schmidt, *Phys. Rev. Lett.*, 2008, **101**, 023401; A. Lyalin, A. Hussien, A. V. Solov'yov and W. Greiner, *Phys. Rev. B: Condens. Matter*, 2009, **79**, 165403.
- 14 U. Ojha, K. G. Steenbergen and N. Gaston, *J. Chem. Phys.*, 2013, **139**, 094309.
- 15 A. Aguado, L. E. González and J. M. López, *J. Phys. Chem. B*, 2004, **108**, 11722.
- 16 C. Mottet, G. Rossi, F. Baletto and R. Ferrando, *Phys. Rev. Lett.*, 2005, **95**, 035501.



- 17 D. Cheng, S. Huang and W. Wang, *Phys. Rev. B: Condens. Matter*, 2006, **74**, 064117.
- 18 P. Chandrachud, K. Joshi and D. G. Kanhere, *Phys. Rev. B: Condens. Matter*, 2007, **76**, 235423.
- 19 N. Quesada and G. E. Moyano, *Phys. Rev. B: Condens. Matter*, 2010, **82**, 054104.
- 20 F. H. Stillinger and T. A. Weber, *Phys. Rev. A*, 1982, **25**, 978; D. J. Wales, *Mol. Phys.*, 1993, **78**, 151; G. Franke, E. R. Hilf and P. Borrmann, *J. Chem. Phys.*, 1993, **98**, 3496; F. Calvo, J. P. K. Doye and D. J. Wales, *J. Chem. Phys.*, 2001, **115**, 9627.
- 21 D. J. Wales, *Energy landscapes*, Cambridge University Press, 2003.
- 22 A. L. Mackay, *Acta Crystallogr.*, 1962, **15**, 916.
- 23 L. D. Marks, *Philos. Mag. A*, 1984, **49**, 81.
- 24 J. E. Jones, *Proc. R. Soc. London, Ser. A*, 1924, **106**, 463.
- 25 R. P. Gupta, *Phys. Rev. B: Condens. Matter*, 1981, **23**, 6265.
- 26 F. Cleri and V. Rosato, *Phys. Rev. B: Condens. Matter*, 1993, **48**, 22; J. P. K. Doye, D. J. Wales and M. A. Miller, *J. Chem. Phys.*, 1998, **109**, 8143; J. P. K. Doye and D. J. Wales, *Phys. Rev. Lett.*, 1998, **80**, 1357.
- 27 J. P. K. Doye and F. Calvo, *Phys. Rev. Lett.*, 2001, **86**, 3570; J. P. K. Doye and F. Calvo, *J. Chem. Phys.*, 2002, **116**, 8307.
- 28 E. Panizon and R. Ferrando, *Phys. Rev. B: Condens. Matter*, 2015, **92**, 205417.
- 29 V. A. Sharapov, D. Meluzzi and V. A. Mandelshtam, *Phys. Rev. Lett.*, 2007, **98**, 105701.
- 30 W. Schottky, *Phys. Z.*, 1922, **23**, 448; E. F. Westrum, *J. Chem. Thermodyn.*, 1983, **15**, 305.
- 31 P. H. E. Meijer, J. H. Colwell and B. P. Shah, *Am. J. Physiol.*, 1973, **41**, 332.
- 32 L. Rubinovich, M. I. Haftel, N. Bernstein and M. Polak, *Phys. Rev. B: Condens. Matter*, 2006, **74**, 035405.
- 33 F. Sciortino, W. Kob and P. Tartaglia, *J. Phys.: Condens. Matter*, 2000, **12**, 6525; T. V. Bogdan, D. J. Wales and F. Calvo, *J. Chem. Phys.*, 2006, **124**, 044102; D. J. Wales, *Chem. Phys. Lett.*, 2013, **584**, 1.
- 34 J. J. Moré, B. S. Garbow and K. E. Hillstom, User guide for MINPACK-1, Technical Report ANL-80-74, Argonne Nat. Lab., Argonne, IL, 1980; E. Jones, T. Oliphant and P. Peterson, *et al.*, *SciPy: Open source scientific tools for Python*, 2001.
- 35 V. Vitek and T. Egami, *Phys. Status Solidi B*, 1987, **144**, 145.
- 36 B. Zhu and M. Hou, *Eur. Phys. J. D*, 2012, **66**, 1; K. Laasonen, E. Panizon, D. Bochicchio and R. Ferrando, *J. Phys. Chem. C*, 2013, **117**, 26405.
- 37 D. Schebarchov and D. J. Wales, *Phys. Chem. Chem. Phys.*, 2015, **17**, 28331.
- 38 Z. Li and H. A. Scheraga, *Proc. Natl. Acad. Sci. U. S. A.*, 1987, **84**, 6611.
- 39 D. J. Wales and J. P. K. Doye, *J. Phys. Chem. A*, 1997, **101**, 5111.
- 40 B. E. Husic, *Dopant effects on solid-solid transitions in atomic clusters*, M. Phil., University of Cambridge, 2015.
- 41 V. A. Mandelshtam and P. A. Frantsuzov, *J. Chem. Phys.*, 2006, **124**, 204511.
- 42 V. A. Sharapov and V. A. Mandelshtam, *J. Phys. Chem. A*, 2007, **111**, 10284.
- 43 V. A. Mandelshtam, P. A. Frantsuzov and F. Calvo, *J. Phys. Chem. A*, 2006, **110**, 5326.
- 44 D. Schebarchov and S. C. Hendy, *Phys. Rev. Lett.*, 2005, **95**, 116101; D. Schebarchov and S. C. Hendy, *Phys. Rev. B: Condens. Matter*, 2006, **73**, 121402; D. Schebarchov and S. C. Hendy, *Eur. Phys. J. D*, 2007, **43**, 11.
- 45 D. Schebarchov and D. J. Wales, *Phys. Rev. Lett.*, 2014, **113**, 156102.
- 46 M. Bixon and J. Jortner, *J. Chem. Phys.*, 1989, **91**, 1631.
- 47 A. B. Harris, *J. Phys. Chem.*, 1974, **7**, 1671; Y. Imry and M. Wortis, *Phys. Rev. B: Condens. Matter*, 1979, **19**, 3580.
- 48 M. E. Fisher and A. E. Ferdinand, *Phys. Rev. Lett.*, 1967, **19**, 169; Y. Imry, *Phys. Rev. B: Condens. Matter*, 1980, **21**, 2042.
- 49 J. D. Honeycutt and H. C. Andersen, *J. Phys. Chem.*, 1987, **91**, 4950.
- 50 A. Sachdev, R. I. Masel and J. B. Adams, *Z. Phys. D: At., Mol. Clusters*, 1993, **26**, 310; J. P. K. Doye, *Phys. Rev. B: Condens. Matter*, 2003, **68**, 195418.
- 51 I. L. Garzón and A. Posada-Amarillas, *Phys. Rev. B: Condens. Matter*, 1996, **54**, 11796.
- 52 I. L. Garzón, K. Michaelian, M. R. Beltrán, A. Posada-Amarillas, P. Ordejón, E. Artacho, D. Sánchez-Portal and J. M. Soler, *Phys. Rev. Lett.*, 1998, **81**, 1600.
- 53 K. Michaelian, N. Rendón and I. L. Garzón, *Phys. Rev. B: Condens. Matter*, 1999, **60**, 2000.
- 54 C. Kittel, *Introduction to solid state physics*, Wiley, 2005.
- 55 D. Faken and H. Jónsson, *Comput. Mater. Sci.*, 1994, **2**, 279.
- 56 V. Rosato, M. Guillope and B. Legrand, *Philos. Mag. A*, 1989, **59**, 321.
- 57 E. Aprà, F. Baletto, R. Ferrando and A. Fortunelli, *Phys. Rev. Lett.*, 2004, **93**, 065502.
- 58 F. Calvo, J. P. K. Doye and D. J. Wales, *Nanoscale*, 2012, **4**, 1085.
- 59 K. Sutherland-Cash, D. J. Wales and D. Chakrabarti, *Chem. Phys. Lett.*, 2015, **625**, 1; F. Calvo, D. Schebarchov and D. J. Wales, *J. Chem. Theory Comput.*, 2016, **12**, 902.
- 60 J. P. K. Doye and D. J. Wales, *J. Chem. Phys.*, 1995, **102**, 9659.

