

Chemical Science

Volume 14
Number 8
28 February 2023
Pages 1923–2248

rsc.li/chemical-science



ISSN 2041-6539



EDGE ARTICLE

Jun Takaya *et al.*

Merging the Norrish type I reaction and transition metal catalysis: photo- and Rh-promoted borylation of C–C σ -bonds of aryl ketones

Cite this: *Chem. Sci.*, 2023, 14, 1960

All publication charges for this article have been paid for by the Royal Society of Chemistry

Received 10th December 2022

Accepted 2nd January 2023

DOI: 10.1039/d2sc06801j

rsc.li/chemical-science

Merging the Norrish type I reaction and transition metal catalysis: photo- and Rh-promoted borylation of C–C σ -bonds of aryl ketones†

Yuki Fujimaki, Nobuharu Iwasawa and Jun Takaya *

Synthesis of arylboronates *via* borylation of C–C σ -bonds of aryl ketones was achieved by the combined use of photoenergy and a Rh catalyst. The cooperative system enables α -cleavage of photoexcited ketones to generate aroyl radicals *via* the Norrish type I reaction, which are successively decarbonylated and borylated with the rhodium catalyst. This work establishes a new catalytic cycle merging the Norrish type I reaction and Rh catalysis and demonstrates the new synthetic utility of aryl ketones as aryl sources for intermolecular arylation reactions.

Introduction

Transition metal-catalyzed arylation reactions have been attracting much attention as highly useful methods for the synthesis of aromatic compounds from both academic and practical viewpoints. Recent advancements enable the utilization of various aromatic compounds containing C–X bonds (X = OR, NR₂, SR, CN, COOR *etc.*) as aryl sources instead of aryl halides in various cross-coupling reactions and functionalization reactions.¹ On the other hand, the use of aryl ketones as substrates has been a great challenge because cleavage of strong C–C σ -bonds is involved to generate arylmetal species. Although catalytic C–C bond activation reactions of ketones have been developed extensively since the discovery of the Rh-catalyzed hydrogenolysis of the C–C σ -bond α to a carbonyl group in 1994,² substrates are mostly limited to small-membered cyclic ketones and well-designed ketones bearing directing groups to facilitate oxidative addition of C–C bonds.^{3,4} The use of simple and versatile aryl ketones as aryl sources for arylation reactions has rarely been realized. There are several reports on Rh- or Ni-promoted intramolecular decarbonylative coupling reactions of simple aryl ketones (ArCOR, R = aryl, alkynyl, silyl) although both an aryl moiety and a coupling partner have to be furnished in the substrate (Fig. 1-a).⁵ Dong developed the transient directing group strategy for C–C bond activation of ketones *via* N-pyridylketimine intermediates, realizing insertion reactions of alkenes and alkynes into sp²C–sp²C σ -bonds of cyclic ketones (acylarylation) such as indanone and isatin derivatives (Fig. 1-b).⁶ Recently, Dai developed a 2-step protocol for the utilization of simple alkyl aryl ketones as aryl sources in various arylation

reactions, where ketones were pre-transformed into oxime esters in advance as activated forms for Pd-mediated C–C bond cleavage (Fig. 1-c).⁷ However, the need for a pre-activation step reduces its atom and step economy. Therefore, the development of new and straightforward strategies that enable direct utilization of simple aryl ketones for intermolecular arylation reactions is highly desired.

Meanwhile, photoexcited organic molecules undergo various reactions involving cleavage of unreactive bonds such as C–H and C–C σ -bonds. The Norrish type I reaction is one of the representative photoreactions of ketones to cleave C–C σ -bonds α to the carbonyl moiety (α -cleavage reaction) upon ultraviolet irradiation.⁸ Although its synthetic application has been largely devoted to intramolecular reactions of cyclic dialkyl ketones,⁹ it is also reported that alkyl aryl ketones (ArCOR) generate a pair of an alkyl radical (R \cdot) and an aroyl radical (ArCO \cdot) reversibly, which undergo hydrogen abstraction to give an aldehyde along with an alkene.¹⁰ This could be a promising approach toward intermolecular arylation reactions using ketones as aryl sources if the generated aroyl radical decarbonylates efficiently to form an aryl radical (Ar \cdot), which could be utilized for arylation of other substrates (Fig. 1-d). However, such arylation reactions *via* the Norrish type I reaction have not been reported to date due to the following problems: (1) various side-reactions are easily caused by the highly reactive excited states and radical species in intermolecular reactions.¹¹ (2) The decarbonylation of aroyl radicals is thermodynamically unfavourable and hard to generate aryl radicals because of their instability.¹² This is in sharp contrast to the case of acyl radicals (alkylCO \cdot), which easily provide alkyl radicals. Therefore, there are several examples of benzoylation reactions using alkyl aryl ketones *via* the Norrish type I reaction, but none of arylation reactions.^{13,14}

To solve these problems aiming to realize intermolecular arylation reactions *via* the Norrish type I reaction, we designed a new catalytic cycle merging the Norrish type I reaction and transition metal catalysis (Fig. 1-e). We envisioned that aroyl

Department of Chemistry, Tokyo Institute of Technology, O-okayama, Meguro-ku, Tokyo 152-8551, Japan. E-mail: takayajun@chem.titech.ac.jp

† Electronic supplementary information (ESI) available: Details of experimental procedures and spectral data. See DOI: <https://doi.org/10.1039/d2sc06801j>

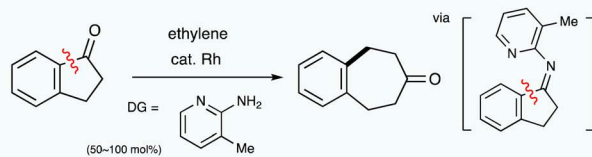


Transition metal-catalyzed arylation reactions using simple ketones

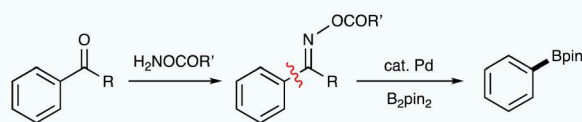
a) Intramolecular coupling (Ref 5)



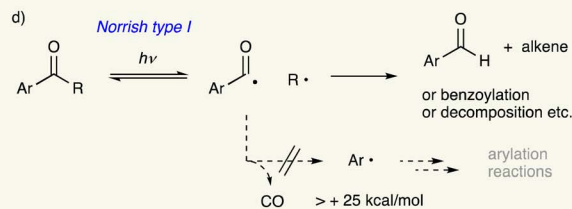
b) Transient directing group (Ref 6)



c) Two-step protocol via pre-activation (Ref 7)



Norrish type I reaction of alkyl aryl ketones (Ref 10-12)



Merging the Norrish type I reaction and a transition metal catalysis

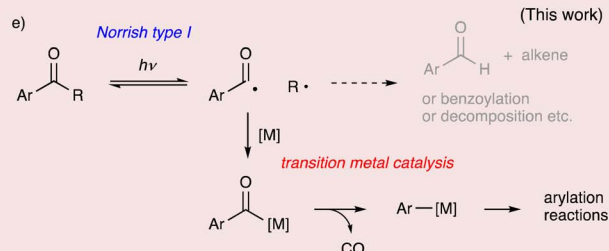


Fig. 1 Arylation reactions using simple aryl ketones as aryl sources.

radicals generated by the α -cleavage of photoexcited alkyl aryl ketones could be captured by transition metal complexes to form arylmetal intermediates, which could undergo decarbonylation to form arylmetal species. The decarbonylation could be reversible, but its kinetics and thermodynamics are controllable with the suitable choice of metals and supporting ligands. Diverse reactivities of the generated arylmetal species would enable a variety of intermolecular arylation reactions. Such a cooperative system between the Norrish type I reaction and transition metal catalysis has not been reported, and it is necessary to develop the appropriate metal complex that efficiently facilitates the sequence of each step and is tolerant to the photoirradiation conditions.

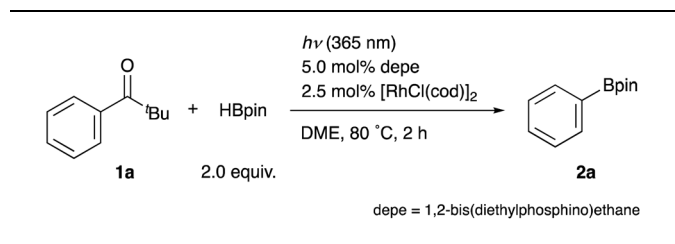
Herein, we demonstrate a proof of concept for this strategy that enables an intermolecular arylation reaction using simple ketones directly as aryl sources by the combined use of photoenergy and a rhodium catalyst. Synthesis of arylboronates from pivalophenone derivatives (*tert*-butyl aryl ketones) and other alkyl aryl ketones was successfully achieved *via* cleavage of C–C σ -bonds. Mechanistic studies clarified that the Norrish type I reaction and rhodium catalysis cooperate to realize the unprecedented reaction.

Results and discussion

The feasibility of the aforementioned strategy was examined by employing pivalophenone **1a** as an aryl source because the photoreactivity of pivalophenone derivatives has been studied in detail, and **1a** was reported to undergo α -cleavage upon photoirradiation at 313–366 nm.¹⁰ We envisioned intermolecular borylation of an arylmetal species generated from **1a** using pinacolborane (HBpin) as a borylating reagent. After an extensive screening of transition metal catalysts and reaction conditions, it was found that the combination of $[\text{RhCl}(\text{cod})]_2$ and 1,2-bis(diethylphosphino)ethane (depe) acts as an efficient catalyst for the

desired reaction under photoirradiation at 365 nm in DME at 80 °C,¹⁵ affording phenylboronic acid pinacol ester **2a** in 68% yield (Table 1, Entry 1). The reaction with bis(pinacolato)diboron (B_2pin_2) instead of HBpin proceeded slightly to give **2a** in 14% yield (Entry 2). Depe, which is a bidentate phosphine bearing compact alkyl substituents on phosphorus atoms, was the best ligand among the tested (Entries 3–5 and Table S1†). The reaction proceeded even at 25 °C, but the yield of **2a** decreased to 19% (Entry 6). It should be noted that the reaction under 1 atm CO proceeded smoothly to give **2a** in a comparable yield to that under an Ar

Table 1 Optimization of reaction conditions



Entry	Variation from the standard conditions	Yield of 2a ^a /%
1	—	68 (58) ^b
2	B_2pin_2 instead of HBpin	14
3	Without depe	Trace
4	dppe ^c instead of depe	44
5	10 mol% PEt_3 instead of depe	3
6	25 °C instead of 80 °C	19
7	1 atm CO	64
8	Without $[\text{RhCl}(\text{cod})]_2$	Trace
9	Without $h\nu$	No reaction
10	395 nm instead of 365 nm	No reaction

^a Determined by ¹H NMR using 1,1,2,2-tetrachloroethane as an internal standard. ^b Isolated yield. ^c dppe = 1,2-bis(diphenylphosphino)ethane.



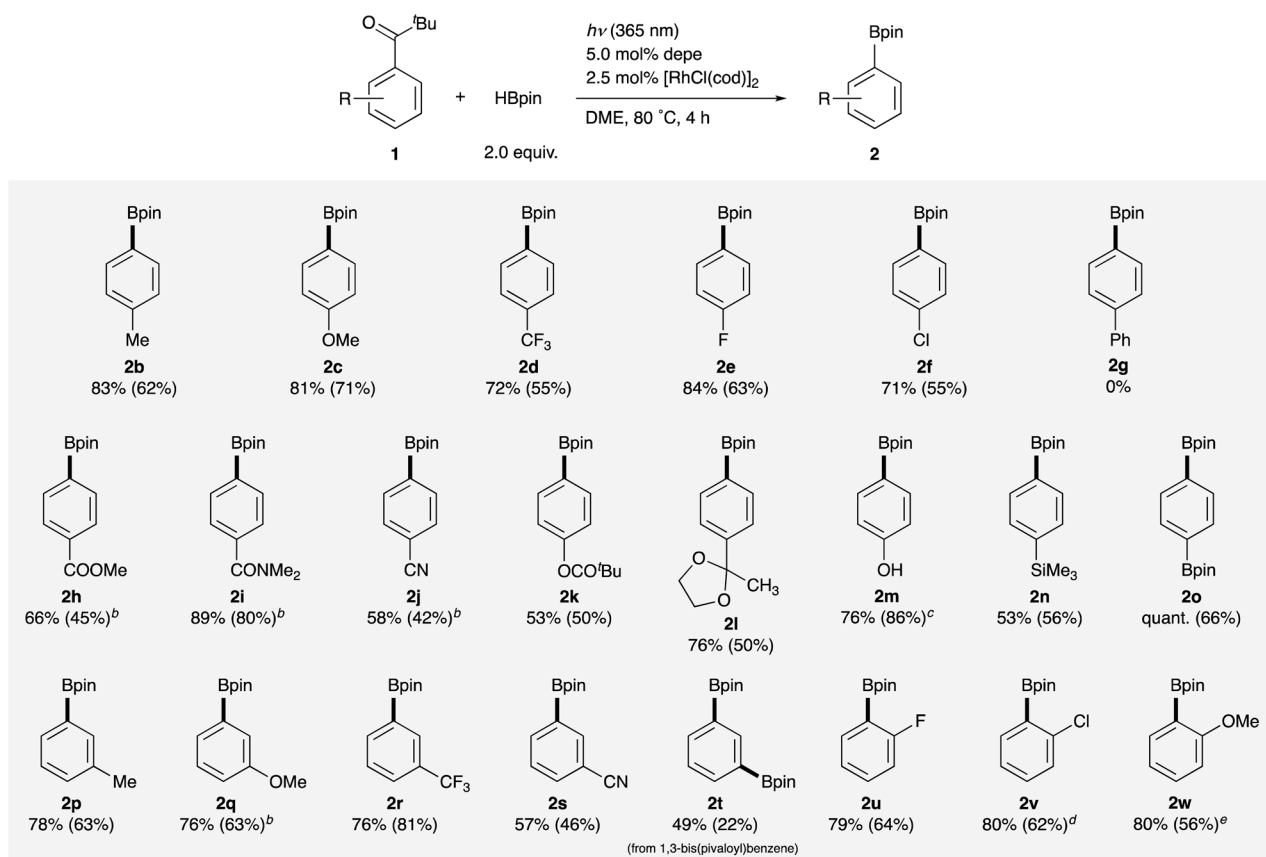
atmosphere (Entry 7). This result may support that decarbonylation is not involved in the turnover-limiting step. Furthermore, the reaction without $[\text{RhCl}(\text{cod})]_2$ gave a complex mixture including a trace amount of **2a** (Entry 8), and no reaction occurred without photoirradiation at 365 nm (Entries 9 and 10). These results clearly demonstrate that both photoenergy and Rh catalysis are essential to promote the unprecedented borylation reaction of the C–C σ -bond of pivalophenone.

With the optimal catalyst and reaction conditions in hand, the substrate scope of this reaction was investigated (Table 2). Pivalophenone derivatives bearing electron-donating and -withdrawing substituents on the arene at the *para*-position were borylated smoothly to afford corresponding arylboronates **2b–d** in good yields.¹⁶ Halogens such as F- and Cl- were tolerant to the reaction conditions to give 4-fluorophenyl- and 4-chlorophenylboronates **2e** and **2f** in good yields although a 4-Br substituent was not acceptable due to cleavage of the C–Br bond. In contrast, 4-Ph substituted pivalophenone **1g** did not react at all surprisingly, providing a useful insight into the reaction mechanism (*vide infra*). It is noteworthy that the reaction was applicable to substrates having methyl ester, amide, nitrile, phenolic ester, and ketal moieties, giving corresponding functionalized arylboronates **2h–l** in moderate to good yields without loss of these

functional groups. 4-Hydroxypivalophenone was also borylated using 3 equiv. of HBpin to give **2m** in high yield.¹⁷ *p*-Trimethylsilyl and *p*-boryl substituents were also tolerant under the reaction conditions, affording bis(metalloid)-arenes **2n** and **2o**. Furthermore, *meta*-substituted arylboronic esters **2p–s** were also synthesized in moderate to good yields from the corresponding pivalophenone derivatives. It should be noted that 1,3-bis(pivaloyl)benzene underwent double borylation at both C–C σ -bonds to give 1,3-benzenediboronate **2t**. F-, Cl-, and MeO-substituents at *ortho*-positions were also employable without any problems to afford **2u–w** in high yields, demonstrating compatibility with steric hindrance.

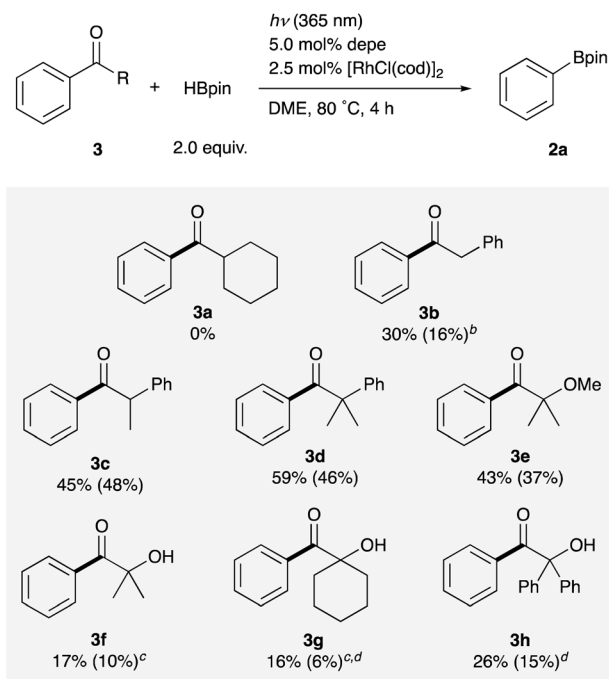
Next, the variation of alkyl groups on the carbonyl carbon instead of the *tert*-butyl was investigated. Although cyclohexyl phenyl ketone **3a** failed to react, it was found that primary, secondary, and tertiary alkyl groups having a phenyl or an –OR group were employable to promote the C–C σ -bond borylation (Table 3). Benzyl, methylbenzyl, and dimethylbenzyl phenyl ketones **3b–d** were successfully borylated to give phenylboronate **2a** in moderate to good yields. The yield increased as the number of substituents at the α -position increased possibly reflecting the stability of the generated alkyl radical species. The reaction of α -hydroxyketones **3f–h** also proceeded, giving the borylation product

Table 2 Scope of pivalophenone derivatives^a



^a Yields were determined by ¹H NMR using 1,1,2,2-tetrachloroethane as an internal standard. Isolated yields after silica gel column chromatography were depicted in parentheses. ^b 100 °C, 8 h. ^c 3 equiv. HBpin. ^d 100 °C, 12 h. ^e 120 °C in diglyme, 12 h.



Table 3 Scope of alkyl phenyl ketones^a

^a Yields were determined by ¹H NMR using 1,1,2,2-tetrachloroethane as an internal standard. Isolated yields after silica gel column chromatography were depicted in parentheses. ^b 100 °C, 8 h. ^c 3.0 equiv. HBpin. ^d The borylation product was isolated as PhBF_3K instead of 2a by the treatment of the crude mixture with KHF_2 .

2a in rather low yields. On the other hand, α -methoxy derivative 3e displayed better reactivity than 3f to afford 2a in moderate yield, exhibiting good applicability to various alkyl aryl ketones. These results successfully demonstrate the novelty and synthetic utility of this arylation reaction employing simple ketones as aryl sources. This reaction also provides a new method to remove and transform a pivaloyl group and other aroyl groups on arenes on demand, which can be utilized as *ortho*-directing groups in transition metal-catalyzed C–H activation reactions¹⁸ and as *meta*-directors in electrophilic aromatic substitution reactions.

To shed light on the reaction mechanism, several control experiments were carried out in the presence of a radical scavenger, 2,2,6,6-tetramethylpiperidine 1-oxyl (TEMPO) (Table 4). The reaction of 1b, HBpin, and TEMPO under the standard conditions afforded the borylation product 2b in 19% yield along with 2,2,6,6-tetramethylpiperidine-1-yl 4-methylbenzoate 4b in 52% yield, clearly supporting the generation of a 4-methylbenzoyl radical intermediate in the reaction (Entry 1). The radical-TEMPO adduct 4b was formed quantitatively in the absence of the Rh catalyst (Entry 2), and no reaction occurred without photoirradiation (Entry 3). These results clarified that only photoenergy contributes to the generation of an aroyl radical *via* α -cleavage of 1b, which is then captured, decarbonylated, and borylated by the Rh catalyst. In addition, it turned out that the trapping of the aroyl radical with the Rh catalyst occurs fast enough to compete with TEMPO.

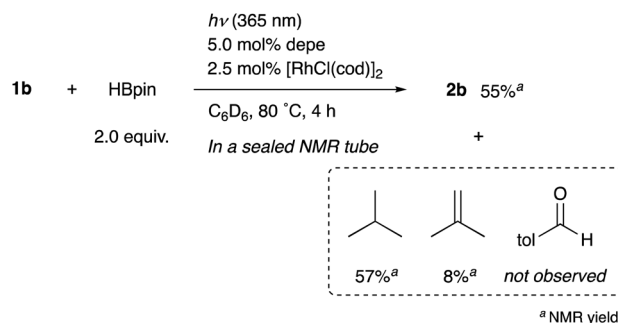
Table 4 Radical trapping experiments

Entry	Conditions	Yield ^a /%	
		2b	4b
1	2.5 mol% $[\text{RhCl}(\text{cod})_2]$ 5.0 mol% depe, $h\nu$ (365 nm)	19	52
2	$h\nu$ (365 nm)	0	96 ^b
3	2.5 mol% $[\text{RhCl}(\text{cod})_2]$ 5.0 mol% depe	0	0

^a NMR yield. ^b The combined yield of 4b and *p*-methylbenzoic acid, which was generated by the reaction of 4b and HBpin under the reaction conditions.

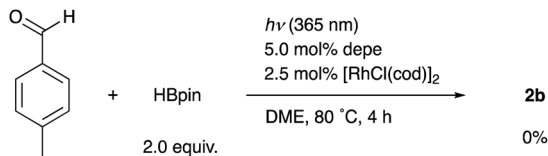
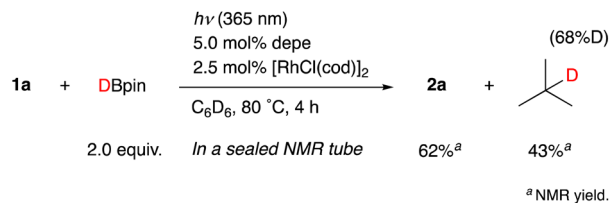
When the reaction of 1b was conducted in benzene-*d*₆ using a sealed NMR tube, the ¹H NMR spectrum of the crude mixture exhibited the formation of isobutane (57%) and 2-methylpropene (8%) as side-products (Scheme 1). These could have originated from a *tert*-butyl radical generated *via* α -cleavage of 1b along with an aroyl radical. No formation of *p*-tolualdehyde was observed. We also confirmed that 2b was not formed using *p*-tolualdehyde as a substrate instead of 1b (Scheme 2),¹⁹ thus indicating that a stepwise reaction is not plausible, in which the aroyl radical is converted to arylaldehyde *via* α -cleavage followed by hydrogen atom abstraction, and then the Rh catalyst cleaves the aldehydic C–H bonds.²⁰ Furthermore, a deuterium labeling experiment using DBpin instead of HBpin revealed that the deuterium was transferred to the methine carbon of isobutane (Scheme 3).²¹ Therefore, it is highly indicative that the generated *tert*-butyl radical abstracts a hydrogen atom from HBpin to form isobutane.

A series of mechanistic studies prove (1) the generation of an aroyl radical upon photoirradiation, (2) no intermediacy of arylaldehyde, and (3) hydrogen atom transfer from HBpin to a *tert*-



Scheme 1 Side-products of the reaction.



Scheme 2 Reaction of *p*-tolualdehyde instead of **1b**.

Scheme 3 A deuterium labeling experiment using DBpin.

butyl radical, thus supporting our initial proposal of the cooperative catalytic cycle between the Norrish type I reaction and the transition metal catalysis. One of the plausible reaction mechanisms is depicted in Fig. 2 although more detailed studies are necessary for full clarification (Fig. 2). Photoirradiation at 365 nm induces α -cleavage (Norrish type I reaction) of a pivalophenone derivative to generate an aryl radical **A** and a *tert*-butyl radical **B** reversibly. A rhodium complex **E** captures the aryl radical **A** and a boryl radical generated by hydrogen abstraction with *tert*-butyl radical **B**, affording an aryl(boryl)rhodium complex **C**. Decarbonylation of **C** forms an aryl(boryl)rhodium complex **D**, which undergoes C–B bond-forming reductive elimination to give the borylation product with regeneration of the rhodium complex **E**.²² This mechanism also explains the total lack of reactivity of **1g** (Table 2). It is widely recognized that the Norrish type I reaction proceeds *via* the $n\text{-}\pi^*$ triplet state, not *via* the energetically lower $\pi\text{-}\pi^*$ triplet state, which is the case of the π -extended pivalophenone derivative such as 4-phenylpivalophenone.²³

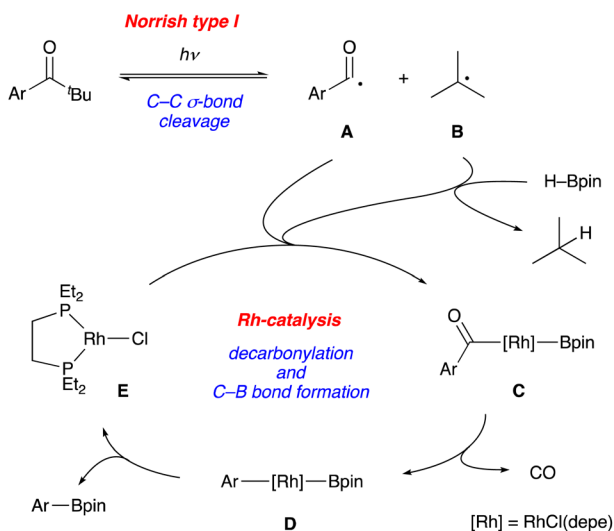


Fig. 2 A proposed reaction mechanism.

Conclusions

In conclusion, we have developed a borylation reaction of C–C σ -bonds of alkyl aryl ketones enabled by the combined use of photoenergy and Rh catalysis. Wide generality and functional group compatibility demonstrate the new synthetic utility of aryl ketones as aryl sources in intermolecular arylation reactions. This work establishes a new design of catalytic cycles, in which the Norrish type I reaction and Rh catalysis cooperate in transforming C–C σ -bonds of aryl ketones. Detailed mechanistic studies and further application of this strategy to other functionalization reactions are ongoing in our group.

Data availability

Details of experimental procedures and spectral data can be found in the ESI.†

Author contributions

Y. F. and J. T. conceived the idea of the research. Y. F. performed all experiments and collected experimental data with the help of J. T. and N. I. J. T. supervised the project and wrote the manuscript. All authors contributed to editing of the manuscript.

Conflicts of interest

There are no conflicts to declare.

Acknowledgements

This research was supported by JSPS KAKENHI Grant Numbers 20H02732 (Gran-in-Aid for Scientific Research (B)) and 22H05348 (Digi-TOS).

Notes and references

- (a) R. Takise, K. Muto and J. Yamaguchi, *Chem. Soc. Rev.*, 2017, **46**, 5864–5888; (b) M. C. Willis, *Chem. Rev.*, 2010, **110**, 725–748; (c) M. Kashihara and Y. Nakao, *Acc. Chem. Res.*, 2021, **54**, 2928–2935; (d) N. Laloo, C. E. Brigham and M. S. Sanford, *Acc. Chem. Res.*, 2022, **55**, 3430–3444; (e) M. Tobisu, T. Kodama and H. Fujimoto, in *Comprehensive Organometallic Chemistry IV*, ed. I. A. Tonks, Elsevier, 4th edn, 2022, vol. 12, pp. 347–420.
- M. Murakami, H. Amii and Y. Ito, *Nature*, 1994, **370**, 540–541.
- Selected reviews. (a) C.-H. Jun, *Chem. Soc. Rev.*, 2004, **33**, 610–618; (b) L. Souillart and N. Cramer, *Chem. Rev.*, 2015, **115**, 9410–9464; (c) F. Song, T. Gou, B.-Q. Wang and Z.-J. Shi, *Chem. Soc. Rev.*, 2018, **47**, 7078–7115; (d) L. Deng and G. Dong, *Trends Chem.*, 2020, **2**, 183–198; (e) H. Lu, T.-Y. Yu, P.-F. Xu and H. Wei, *Chem. Rev.*, 2021, **121**, 365–411.
- Selected examples of arylation reactions using aryl ketones having directing groups as aryl sources. (a) A. M. Dreis and C. J. Douglas, *J. Am. Chem. Soc.*, 2009, **131**, 412–413; (b) T.-T. Zhao, W.-H. Xu, Z.-J. Zheng, P.-F. Xu and H. Wei, *J. Am. Chem. Soc.*, 2018, **140**, 586–589; (c) Z.-Q. Lei, F. Pan,



- H. Li, Y. Li, X.-S. Zhang, K. Chen, X. Wang, Y.-X. Li, J. Sun and Z.-J. Shi, *J. Am. Chem. Soc.*, 2015, **137**, 5012–5020; (d) C. Jiang, Z.-J. Zheng, T.-Y. Yu and H. Wei, *Org. Biomol. Chem.*, 2018, **16**, 7174–7177; (e) C. Jiang, W. Wu, H. Lu, T. Yu, W. Xu and H. Wei, *Asian J. Org. Chem.*, 2019, **8**, 1358–1362.
- 5 (a) O. Daugulis and M. Brookhart, *Organometallics*, 2004, **23**, 527–534; (b) A. Dermenci, R. E. Whittaker, Y. Gao, F. A. Cruz, Z.-X. Yu and G. Dong, *Chem. Sci.*, 2015, **6**, 3201–3210; (c) R. E. Whittaker and G. Dong, *Org. Lett.*, 2015, **17**, 5504–5507; (d) T. Morioka, A. Nishizawa, T. Furukawa, M. Tobisu and N. Chatani, *J. Am. Chem. Soc.*, 2017, **139**, 1416–1419; (e) S. Nakatani, Y. Ito, S. Sakurai, T. Kodama and M. Tobisu, *J. Org. Chem.*, 2020, **85**, 7588–7594.
- 6 (a) Y. Xia, S. Ochi and G. Dong, *J. Am. Chem. Soc.*, 2019, **141**, 13038–13042; (b) R. Zhang, Y. Xia and G. Dong, *Angew. Chem., Int. Ed.*, 2021, **60**, 20476–20482; (c) R. Zeng and G. Dong, *J. Am. Chem. Soc.*, 2015, **137**, 1408–1411; (d) R. Zeng, P. Chen and G. Dong, *ACS Catal.*, 2016, **6**, 969–973.
- 7 (a) H. Li, B. Ma, Q. Liu, M. Wang, Z. Wang, H. Xu, L. Li, X. Wang and H. Dai, *Angew. Chem., Int. Ed.*, 2020, **59**, 14388–14393; (b) M.-L. Wang, H. Xu, H.-Y. Li, B. Ma, Z.-Y. Wang, X. Wang and H.-X. Dai, *Org. Lett.*, 2021, **23**, 2147–2152; (c) H. Xu, B. Ma, Z. Fu, H.-Y. Li, X. Wang, Z.-Y. Wang, L.-J. Li, T.-J. Cheng, M. Zheng and H.-X. Dai, *ACS Catal.*, 2021, **11**, 1758–1764; (d) Z.-Q. Guo, H. Xu, X. Wang, Z.-Y. Wang, B. Ma and H.-X. Dai, *Chem. Commun.*, 2021, **57**, 9716–9719; (e) Z.-Y. Wang, B. Ma, H. Xu, X. Wang, X. Zhang and H.-X. Dai, *Org. Lett.*, 2021, **23**, 8291–8295; (f) H. Li, M.-L. Wang, Y.-W. Liu, L.-J. Li, H. Xu and H.-X. Dai, *ACS Catal.*, 2022, **12**, 82–88; (g) X. Wang, L.-J. Li, Z.-Y. Wang, H. Xu and H.-X. Dai, *iScience*, 2022, **25**, 104505.
- 8 R. G. W. Norrish and C. H. Bamford, *Nature*, 1936, **138**, 1016.
- 9 (a) P. Sivaguru, Z. Wang, G. Zanoni and X. Bi, *Chem. Soc. Rev.*, 2019, **48**, 2615–2656; (b) S. Majhi, *Photochem. Photobiol. Sci.*, 2021, **20**, 1357–1378.
- 10 (a) F. D. Lewis and J. G. Magyar, *J. Org. Chem.*, 1972, **37**, 2102–2107; (b) M. V. Encina, E. A. Lissi, E. Lemp, A. Zanocco and J. C. Scaiano, *J. Am. Chem. Soc.*, 1983, **105**, 1856–1860; (c) T. Kang and J. R. Scheffer, *Org. Lett.*, 2001, **3**, 3361–3364.
- 11 (a) S. Singh, G. Usha, C. H. Tung, N. J. Turro and V. Ramamurthy, *J. Org. Chem.*, 1986, **51**, 941–944; (b) V. Ramamurthy, D. R. Corbin and D. F. Eaton, *J. Org. Chem.*, 1990, **55**, 5269–5278.
- 12 R. K. Solly and S. W. Benson, *J. Am. Chem. Soc.*, 1971, **93**, 2127–2131.
- 13 Aroylation reactions *via* the Norrish type I reaction are reported. See: (a) G. Goti, B. Bieszczad, A. Vega-Peñaloza and P. Melchiorre, *Angew. Chem., Int. Ed.*, 2019, **58**, 1213–1217; (b) B. Bieszczad, L. A. Perego and P. Melchiorre, *Angew. Chem., Int. Ed.*, 2019, **58**, 16878–16883; (c) Y. Tu, D. Zhang, P. Shi, C. Wang, D. Ma and C. Bolm, *Org. Biomol. Chem.*, 2021, **19**, 8096–8101; (d) S. Hirashima, T. Nobuta, N. Tada and A. Itoh, *Synlett*, 2009, **2009**, 2017–2019.
- 14 Preparation of metal nanoparticles utilizing alkyl radical species generated by α -cleavage of benzoin compounds *via* the Norrish type I reaction is reported. See: J. C. Scaiano, K. G. Stamplecoskie and G. L. Hallett-Tapley, *Chem. Commun.*, 2012, **48**, 4798–4808.
- 15 The photoirradiation was carried out using LEDs (365 nm) at 80 °C in a thermostatic water bath.
- 16 Isolated yields of arylboronates generally decreased due to significant loss during silica gel column chromatography. N. Oka, T. Yamada, H. Sajiki, A. Akai and T. Ikawa, *Org. Lett.*, 2022, **24**, 3510–3514.
- 17 The –OH moiety was spontaneously borylated when adding HBpin before the photoirradiation, and the resulting –OBpin was hydrolyzed after the reaction by the standard work-up to give **3m**.
- 18 (a) S. Murai, F. Kakiuchi, S. Sekine, Y. Tanaka, A. Kamatani, M. Sonoda and N. Chatani, *Nature*, 1993, **366**, 529–531; (b) W. Xu and N. Yoshikai, *Chem. Sci.*, 2017, **8**, 5299–5304; (c) N. Kimura, T. Kochi and F. Kakiuchi, *J. Am. Chem. Soc.*, 2017, **139**, 14849–14852.
- 19 A hydroboration product of *p*-tolualdehyde was formed in 71% yield.
- 20 Bisphosphine–rhodium complexes often act as good catalysts for decarbonylation reactions of aldehydes. (a) D. H. Dougherty and L. H. Pignolet, *J. Am. Chem. Soc.*, 1978, **100**, 7083–7085; (b) M. Kreis, A. Palmelund, L. Bunch and R. Madsen, *Adv. Synth. Catal.*, 2006, **348**, 2148–2154; (c) T. Morimoto, M. Fujioka, K. Fuji, K. Tsutsumi and K. Kakiuchi, *Pure Appl. Chem.*, 2008, **80**, 1079–1087.
- 21 The reaction in C₆H₆ also afforded the isobutane with the same deuterium incorporation (68%D), thus supporting that the deuterium is derived from DBpin.
- 22 A β -carbon elimination pathway *via* a rhodium alkoxide intermediate is not plausible considering the no catalytic activity of the Rh catalyst for hydroboration of **1a** without 365 nm irradiation (Table 1, Entries 9 and 10).
- 23 It was reported that 4-phenylpivalophenone did not undergo α -cleavage at all under photoirradiation at 313 nm. See ref. 10a.

