



Cite this: *Chem. Sci.*, 2019, 10, 5470

All publication charges for this article have been paid for by the Royal Society of Chemistry

Synthesis of sterically hindered 4,5-diarylphenanthrenes *via* acid-catalyzed bisannulation of benzenediactaldehydes with alkynes†

Yuanming Li,^a Akiko Yagi^{ab} and Kenichiro Itami^{abc}

The synthesis of sterically hindered phenanthrenes *via* acid-catalyzed bisannulation reaction is described. Treatment of 1,4-benzenediactaldehyde with terminal aryl alkynes in the presence of $B(C_6F_5)_3$ provides 4,5-diarylphenanthrenes in good yields with excellent regioselectivity. The use of internal alkyne substrates enabled the synthesis of sterically hindered 3,4,5,6-tetrasubstituted phenanthrenes displaying augmented backbone helicity. Furthermore, 1,5-disubstituted, 1,8-disubstituted, 1,2,5,6-tetrasubstituted, and 1,2,7,8-tetrasubstituted phenanthrenes can be obtained through the reaction of alkynes with 1,3-benzenediactaldehyde or 1,2-benzenediactaldehyde disilyl acetal.

Received 21st January 2019
Accepted 16th April 2019

DOI: 10.1039/c9sc00334g
rsc.li/chemical-science

Introduction

Angularly fused polycyclic aromatics (AF-PAHs; *e.g.*, phenacenes and helicenes) are unique structural motifs that are utilized in a wide array of materials ranging from organic electronics¹ to medicinal chemistry.² Phenanthrene, the simplest AF-PAH, is the distinct fundamental subunit of higher AF-PAHs and the development of synthetic methods for the preparation of functionalized phenanthrenes has received extensive attention over the years (Fig. 1a). The Mallory cyclization of stilbene derivatives (i)³ and the annulation of alkynylated biaryls (ii)⁴ are useful methods for the synthesis of phenanthrene derivatives. Additionally, transition metal catalyzed annulations of 2-substituted biphenyl with alkynes have also been reported (iii).⁵ Other methods, such as ring-closing olefin metathesis,⁶ carbonyl-olefin metathesis,⁷ McMurry cyclization,⁸ and carbene dimerization,⁹ have also been used (iv). However, synthetic methods for the construction of sterically hindered 4,5-disubstituted phenanthrenes are particularly limited.¹⁰ For example, known preparations of 4,5-diphenylphenanthrene require either a four- or five-step synthesis and provide the product in low overall yields (Fig. 1b).¹¹ Herein, we report the acid-catalyzed bisannulation reaction of 1,4-benzenediactaldehyde with aryl

alkynes that can access sterically hindered, twisted 4,5-disubstituted and 3,4,5,6-tetrasubstituted phenanthrenes. Furthermore, reactions of isomeric 1,3-benzenediactaldehyde and 1,2-benzenediactaldehyde disilyl acetal with aryl alkynes gave 1,5-disubstituted, 1,8-disubstituted, 1,2,5,6-tetrasubstituted and 1,2,7,8-tetrasubstituted phenanthrenes, respectively.

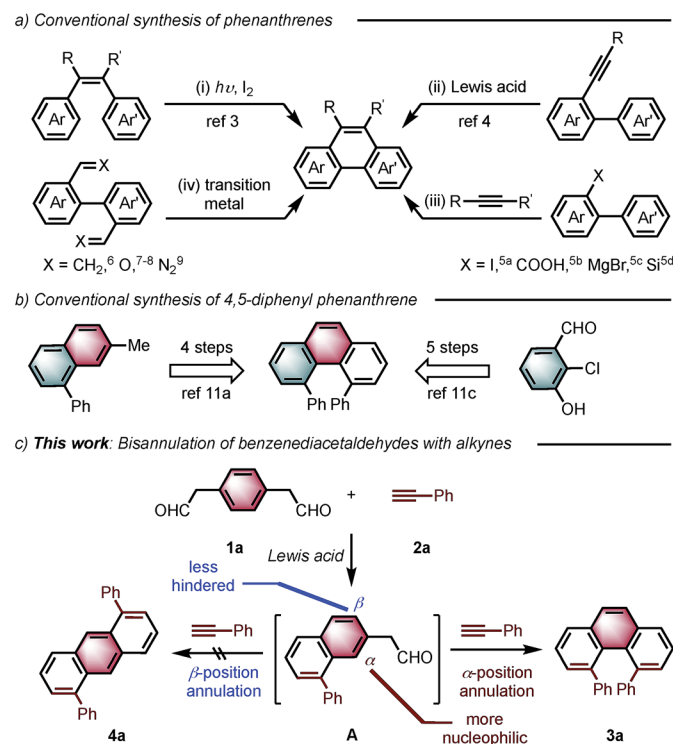


Fig. 1 Synthetic strategies leading to phenanthrenes.

^aInstitute of Transformative Bio-Molecules (WPI-ITbM), Nagoya University, Chikusa, Nagoya 464-8602, Japan. E-mail: itami@chem.nagoya-u.ac.jp

^bGraduate School of Science, Nagoya University, Chikusa, Nagoya 464-8602, Japan
^cJST-ERATO, Itami Molecular Nanocarbon Project, Nagoya University, Chikusa, Nagoya 464-8602, Japan

† Electronic supplementary information (ESI) available: Syntheses, NMR, UV-vis-near IR absorption, CV and crystallographic table. CCDC 1865671 (3c), 1865672 (3x), 1865673 (7a). For ESI and crystallographic data in CIF or other electronic format see DOI: 10.1039/c9sc00334g



Inspired by the synthesis of naphthalene derivatives through the annulation of phenylacetaldehydes with alkynes,¹² we envisioned that the acid-catalyzed reaction of 1,4-benzenediacetaldehyde (**1a**)¹³ with phenylacetylene (**2a**) could provide the intermediate naphthalene **A** (Fig. 1c).

We initially anticipated that the second annulation with another equivalent of alkyne could take place at the less hindered β -position of **A** to give 1,5-diphenylanthracene (**4a**). Surprisingly, however, we observed instead an unprecedented α -position annulation to give isomeric 4,5-diphenylphenanthrene (**3a**), which is an even more interesting, otherwise difficult-to-access AF-PAH.

Results and discussion

Thus, we investigated the effect of acids and other reaction parameters in the reaction of **1a** and 1-ethyl-4-ethynylbenzene (**2b**) as a model system (Table 1). Though the use of Brønsted acid HNTf₂,^{12g} Lewis acids CuCl₂/AgSbF₆ (ref. 12c) or TiCl₄ (ref. 12b) failed to give more than trace amounts of target products (entries 1–3), FeCl₃ (ref. 12d) and GaCl₃ (ref. 12a) were able to achieve the phenanthrene transformation in 16% and 35% yield, respectively (entries 4 and 5). A catalytic amount of BF₃·Et₂O^{12f} led to the formation of **3b** in 41% yield at 80 °C (entry 6). Subsequently, B(C₆F₅)₃ was found to give a higher yield (45%) under milder conditions (entry 7). The best result was achieved upon reacting **1a** (1.0 equiv.) with **2b** (2.5 equiv.) in the presence of 20 mol% B(C₆F₅)₃ and MS4Å in dichloromethane (DCM) at room temperature for 15 h, giving **3b** in 65% isolated yield with excellent regioselectivity (entry 8). Notably, the anthracene product **4b** was not detected under any of the conditions tested.

Table 1 The reaction optimization^a



Entry	Additive (equiv.)	Temp (°C)	Time (h)	Solvent	3b ^d (%)	4b ^d (%)
1	HNTf ₂ (0.15)	rt	15	DCE	n.d.	n.d.
2	CuCl ₂ /AgSbF ₆ ^b	55	22	DCM	n.d.	n.d.
3	TiCl ₄ (2.0)	rt	3	DCM	Trace	n.d.
4	FeCl ₃ (0.10)	80	15	DCE	16	n.d.
5	GaCl ₃ (0.20)	40	6	DCM	35	n.d.
6	BF ₃ ·Et ₂ O (0.05)	80	15	DCE	41	n.d.
7	B(C ₆ F ₅) ₃ (0.20)	rt	15	DCM	45	n.d.
8 ^c	B(C ₆ F ₅) ₃ (0.20)	rt	15	DCM	67	n.d.
9 ^c	B(C ₆ F ₅) ₃ (0.20)	rt	15	DCE	59	n.d.
10 ^c	B(C ₆ F ₅) ₃ (0.20)	rt	15	toluene	48	n.d.
11 ^c	B(C ₆ F ₅) ₃ (0.20)	rt	15	CHCl ₃	7	n.d.
12 ^c	B(C ₆ F ₅) ₃ (0.20)	rt	15	THF	Trace	n.d.

^a Reaction conditions: **1a** (0.10 mmol) and **2b** (0.25 mmol) in solvent (2.5 mL). ^b CuCl₂ (0.08)/AgSbF₆ (0.16). ^c 100 mg MS4Å (1/16) were added. ^d Yield was determined by ¹H NMR spectroscopy. n.d. = not detected. rt = room temperature.

However, the insoluble material formed during the reaction was isolated, and we presume that the self-polymerization of **1a** is the major side reaction (see ESI†). The use of MS4Å was necessary to suppress the hydration of the alkyne. A solvent screening revealed that the initially tested DCM was the optimal medium for this reaction (entries 9–12).

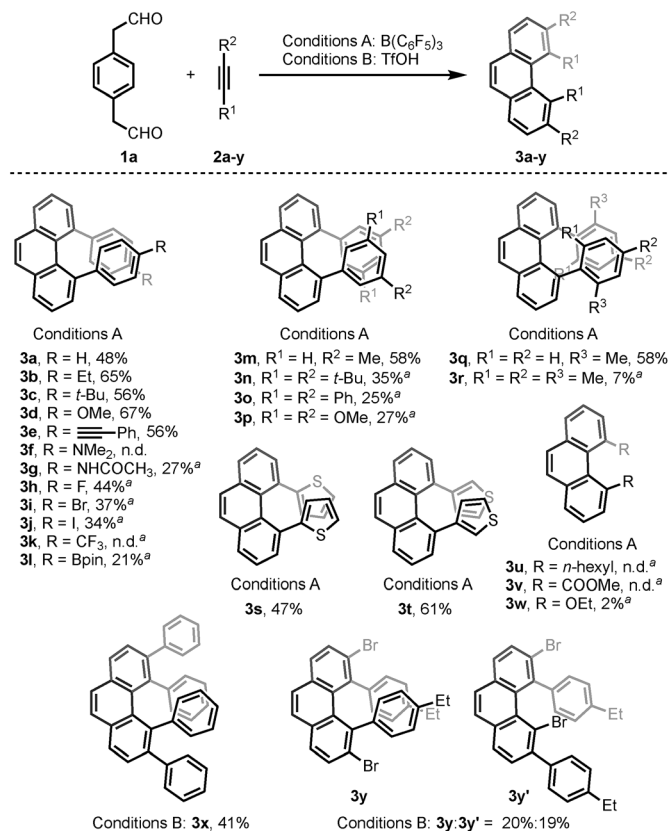
Based on the reported reaction mechanism of phenylacetaldehydes with alkynes,¹² we suggest the following mechanism (Scheme 1, for details, see ESI†). Initially, B(C₆F₅)₃ coordinates with the carbonyl oxygen,¹⁴ which would trigger the nucleophilic attack of the alkyne partner to give the vinyl carbocation **A'**. Subsequently, intermediate **A'** undergoes an intramolecular electrophilic aromatic substitution, followed by aromatization to provide the naphthalene **A**. A DFT calculation revealed that the Mulliken atomic charge at α -position is actually more negative than β -position in the naphthalene **A** (−0.275 compared to −0.176, see ESI† for details). The electronic bias of the C–C bond formation is overcoming the steric hindrance between the two phenyl rings in **C**, providing α -position annulation product **3a** exclusively.

With the optimized conditions in hand, we investigated the substrate scope with respect to the alkyne coupling partner (Scheme 2). Installing electron-donating groups on the *para*-position of the phenylacetylene aromatic ring did not significantly alter the reaction outcome (**3a–d**). Interestingly, the reaction of *p*-ethynyltoluene (containing both terminal and disubstituted alkyne moieties) with **1a** selectively gave **3e** in 56% yield. With the dimethylamino substituent, the desired product **3f** was not formed. This may be due to the formation of N/B frustrated Lewis pairs.¹⁵ However, acetamide substituent was tolerated and target product **3g** was obtained in 27% yield. Under the optimized reaction conditions, the reaction of **1a** with alkyne bearing electron-withdrawing groups at the *para*-position gave the target products **3h–j** in low yield. Further optimization revealed that the yields of **3h–j** increased to 44%, 37%, and 34%, respectively, in the presence of 0.25 mL hexafluoroisopropanol (HFIP). This is likely because of the effect of HFIP on the stabilization of vinyl cations (see the proposed mechanism).¹⁶ An aryl alkyne bearing a strong electron-withdrawing trifluoromethyl group in the *para*-position did not afford the desired product **3k**. The *para*-boronic acid pinacol (Bpin) ester-substituted aryl alkyne provided the product **3l** in 21% yield. The *meta*-substituents of the aryl acetylene moiety were also tolerated to give the corresponding products **3m–p**. To our delight, the *ortho*-methyl-substituted aryl alkyne afforded



Scheme 1 A possible reaction mechanism.





Scheme 2 The reaction of 1a with alkynes. Reaction conditions: 1a (0.10 mmol), 2 (0.25 mmol). Conditions A: 20 mol% $B(C_6F_5)_3$ /MS4A, DCM, rt, 15 h. Conditions B: 150 mol% TfOH, $CF_3Ph/HFIP = 10 : 1$, $-30\text{ }^\circ\text{C}$, 15 h. Yields given correspond to isolated yields. Note: ^aSolvent : DCM/HFIP = 10 : 1.

the product 3q in good yield as well. Due to the higher rotational barrier,¹⁷ product 3q exists in solution as a mixture of multiple rotamers as confirmed by variable temperature ¹H NMR and 1D NOE experiments.¹⁸ Even the more hindered substrate (2,4,6-trimethylphenyl)acetylene underwent bisannulation to give the target product 3r in 7% yield. Moreover, the reactions of 1a with heteroaromatic alkynes such as 2-ethynylthiophene and 3-ethynylthiophene gave the products 3s and 3t in 47% and 61%, respectively. Unfortunately, aliphatic alkynes (1-octyne) and methyl acetylenecarboxylate were not tolerated under the reaction conditions and the corresponding products 3u and 3v were not detected, which emphasized the effect of the aromatic moiety of the phenylacetylenes on the stabilization of vinyl cations (see the proposed mechanism). However, the reaction of 1a with ethoxyacetylene provided a trace amount of 4,5-diethoxyphenanthrene (3w), and the mono-annulation product 2-(8-ethoxynaphthalen-2-yl)acetaldehyde was obtained in 8% yield. To show practicality, we ran a 2.0 mmol large-scale experiment with 2b to give 3b in 55% isolated yield (425 mg prepared). To our delight, the 2.0 mmol large-scale reaction of 2l with 1a gave the target product 3l at comparable yield (25%) using 2.0 equivalent $BF_3 \cdot Et_2O$ instead of 20 mol% $B(C_6F_5)_3$ (for details, see ESI[†]).

The scope of the bisannulation reaction with internal alkyne substrates such as diphenylacetylene is also shown in Scheme 2.

Further optimization revealed that this transformation is better conducted in the presence of 150 mol% triflic acid (TfOH) using CF_3Ph and HFIP as solvent at $-30\text{ }^\circ\text{C}$ for 15 h. Sterically hindered 3,4,5,6-tetraphenylphenanthrene (3x) was thus readily synthesized in 41% yield. This protocol could be extended to the use of bromide-substituted phenylacetylene to give a 1.1 : 1.0 regioisomeric mixture of 3y and 3y' (for details, see ESI[†]).

The structures of 3c and 3x were unambiguously determined by X-ray crystallographic analysis (Fig. 2). The torsion angle of the phenanthrene moiety of 3c was $27.5(2)^\circ$ (measured through the C4–C4a–C4b–C5 torsion). The two *para-tert*-butyl substituted phenyl rings (ring D and E) are oriented roughly parallel to each other (see Fig. 2a, side view, within 13.2°). On the other hand, the increased steric demands caused by the 3,4,5,6-tetraphenyl substitution in 3x led to greater twisting of the phenanthrene backbone with a C4–C4a–C4b–C5 torsion angle of $35.21(16)^\circ$. In addition, the two phenyl rings (ring D and E) are oriented roughly parallel to each other as well (see Fig. 2b, side view, within 11.1°). These nonplanar features of overcrowded phenanthrenes should be beneficial in some of device-oriented applications, such as organic light emitting diodes, where the strong π – π intermolecular interactions cause detrimental effects.

Furthermore, the chiral resolution of 3b, 3n, and 3x were achieved by HPLC at $25\text{ }^\circ\text{C}$. The racemization of 3b and 3x was observed at elevated temperature (see ESI[†]). The configurational stability of 4,5-diarylphenanthrene with *ortho*- or *meta*-substituents in the aryl moiety (such as 3m–r) are comparatively higher than 3a (Scheme 3).¹⁷ A kinetic study of the thermal racemization of 3n was performed, corresponding to a racemization barrier of 126 kJ mol^{-1} at $100\text{ }^\circ\text{C}$. Using the solution of highly enantioenriched 3n in 1,2-dichloroethane, only a small drop in e.r. was observed after heating at $85\text{ }^\circ\text{C}$ for 3 h (from 96.8 : 3.2 to 94.0 : 6.0). These results (for details, see ESI[†]) demonstrate that the configurational stability of these helically chiral compounds can in fact be tuned by judicious substituent choice – an important advantage with respect towards their potential use as chiral materials. The preliminary investigation

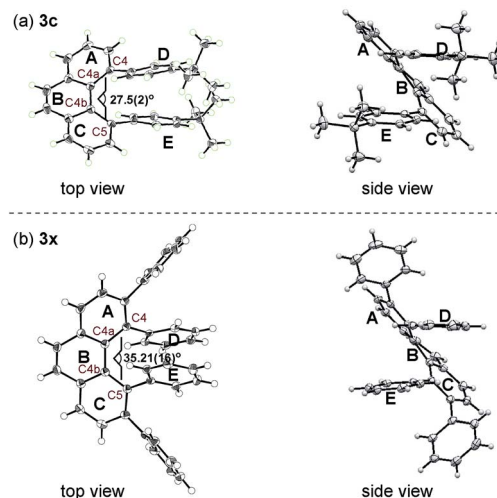
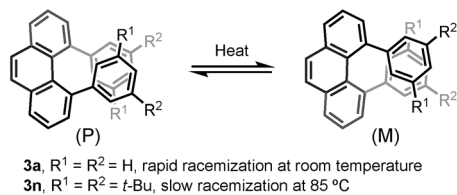


Fig. 2 X-ray structure of (a) 3c and (b) 3x at 50% thermal probability.





Scheme 3 The racemization of 4,5-diarylphenanthrenes.

of the direct asymmetric bisannulation of 1,4-benzenediactaldehyde with alkynes were conducted as well. However, the use of BINOL-phosphoric acid and *DL*-10-camphorsulfonic acid failed to give the target products (for details, see ESI†).

Interestingly, we observed a different outcome when using other benzenediactaldehyde positional isomers (e.g., 1,3-benzenediactaldehyde (**1b**)) as substrates in the bisannulation reaction (Scheme 4). Under the optimized reaction conditions, the reaction of **1b** with terminal alkynes provided unsymmetrical 1,5-disubstituted phenanthrenes **5a** and **5b** with excellent regioselectivity.¹⁹ The reaction with diphenylacetylene still occurred with excellent regioselectivity to give 1,2,5,6-tetraphenylphenanthrene (**5c**) in 23% yield. The corresponding 2,6-dibromo-1,5-bis(4-ethylphenyl)phenanthrene (**5d**) was obtained in 46% yield with excellent regioselectivity. Noteworthy, **5d** could serve as a valuable building block in cross-coupling reactions to prepare multisubstituted phenanthrenes. The observed outcome is consistent with the reaction going through an intermediate 1,2,6-trisubstituted naphthalene (Scheme 4, Intermediate B), where the α -position (5 position) again presents a more favorable pathway for the second annulation than the β -position (7 position).

We further continued our studies by investigating the scope with 1,2-benzenediactaldehyde (**1c**). However, **1c** is unstable



Scheme 4 The reaction of **1b** and **1c'** with alkynes. Reaction conditions: **1b** or **1c'** (0.10 mmol), **2** (0.25 mmol). Conditions A: 20 mol% B(C₆F₅)₃/MS4Å, DCM/HFIP = 10 : 1, rt, 15 h. Conditions B: 150 mol% TfOH, CF₃Ph/HFIP = 10 : 1, -30 °C, 15 h. Yields given correspond to isolated yields. n.d. = not detected.



Scheme 5 The synthesis of a unique chiral diphosphine ligand **3z** and binuclear Pd complex **7a**. Note: ^aX-ray structure of binuclear Pd complex **7a** at 50% thermal probability. Hydrogen atoms, phenyl groups, and solvent molecules are omitted for clarity.

and cannot be isolated. The disilyl acetal **1c'**, which is the precursor of **1c**, was used as its synthetic equivalent (Scheme 4). The reactions of **1c'** with **2a** did not provide 1,8-diphenylphenanthrene (**6a**). With more reactive alkyne (4-ethynylanisole), the target product **6b** was isolated in 12% yield. Diphenylacetylene was also prone to react to give the target product 1,2,7,8-tetraphenylphenanthrene (**6c**) in 10% yield. The reaction with bromide-substituted phenylacetylene gave **6d** in 22% yield with excellent regioselectivity. The second annulation of the intermediate 1,2,5-trisubstituted naphthalene (Scheme 4, Intermediate C) with alkynes only underwent through the β -position (6 position).^{12d} Some α -aryl-substituted diacetaldehyde and diketones were also tested, but no corresponding products were formed under the current conditions (see ESI†).

The multisubstituted phenanthrenes derived from bisannulation reactions can serve as useful building blocks for the synthesis of organic materials and ligands. To demonstrate the utility of this method, the new helical, chiral diphosphine ligand²⁰ **3z** was prepared *via* the coupling reaction of **3j** with HPPH₂ (Scheme 5). When treating **3z** with [PdCl₂(CH₃CN)₂], interesting binuclear palladium complex **7a** was generated in 90% yield.²¹ The X-ray structural analysis showed that **7a** consists of two molecules of **3z** with same chiral sense. There is no bonding between two Pd atoms and the complex features a *trans*-spanned chelating coordination with slightly distorted Cl-Pd-Cl angles (171.38(4)° and 170.76(4)°). The P1-P2 distance (6.9277(12) Å) is much larger than the P1-P4 distance (4.6528(12) Å). Such a large P-P distance and the helical structure of **3z** might provide the opportunity to interact with metal ions²² in unique coordination patterns to give a good catalytic activity.²³

Conclusions

In summary, we have developed a concise acid-catalyzed cascade annulation to prepare sterically hindered 4,5-disubstituted phenanthrenes with high regioselectivity from readily available 1,4-benzenediactaldehyde and terminal aryl alkynes. However, the terminal aryl alkynes with strong electron-withdrawing substituents are not reactive. With internal aryl alkynes, 3,4,5,6-tetrasubstituted phenanthrenes are provided in moderate yield. Furthermore, this method could be extended to reactions of alkynes with isomeric 1,3-benzenediactaldehyde and 1,2-benzenediactaldehyde disilyl acetal to provide



regioselective multisubstituted phenanthrenes. In addition, a new helical chiral diphosphine ligand was prepared. The reaction presented here is not only interesting in terms of the regioselective annulation, but it is also valuable for the preparation of twisted phenanthrenes and multisubstituted phenanthrenes.

Conflicts of interest

There are no conflicts to declare.

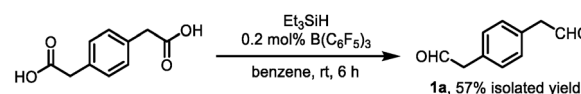
Acknowledgements

This work was supported by the ERATO program from JST (JPMJER1302 to K. I.). We thank Dr Yasutomo Segawa, Dr Kenta Kato and Mr Wataru Matsuoka for X-ray analysis, Dr Kenta Kato for DFT calculation, Dr David R. Levine and Dr Chaolumen for constructive criticism of the manuscript, Dr Shin Suzuki and Dr Guillaume Povie for providing some starting materials. JSPS is greatly acknowledged for the postdoctoral fellowship to Y. L. ITbM is supported by the World Premier International Research Center Initiative (WPI), Japan.

Notes and references

- (a) J. Li, G. Hu, N. Wang, T. Hu, Q. Wen, P. Lu and Y. Wang, *J. Org. Chem.*, 2013, **78**, 3001–3008; (b) Z. He, X. Xu, X. Zheng, T. Ming and Q. Miao, *Chem. Sci.*, 2013, **4**, 4525–4531; (c) S. Wang, X. Yan, Z. Cheng, H. Zhang, Y. Liu and Y. Wang, *Angew. Chem., Int. Ed.*, 2015, **54**, 13068–13072.
- (a) W. T. Colwell, V. Brown, P. Christie, J. Lange, C. Reece, K. Yamamoto and D. W. Henry, *J. Med. Chem.*, 1972, **15**, 771–775; (b) M. G. Banwell, A. Bezos, C. Burns, I. Kruszelnicki, C. R. Parish, S. Su and M. O. Sydnes, *Bioorg. Med. Chem. Lett.*, 2006, **16**, 181–185; (c) X.-M. Zhou, C.-J. Zheng, L.-S. Gan, G.-Y. Chen, X.-P. Zhang, X.-P. Song, G.-N. Li and C.-G. Sun, *J. Nat. Prod.*, 2016, **79**, 1791–1797.
- (a) F. B. Mallory and C. W. Mallory, *Org. React.*, 1984, **30**, 1; (b) Y.-g. Shi, S. K. Mellerup, K. Yuan, G.-F. Hu, F. Sauriol, T. Peng, N. Wang, P. Chen and S. Wang, *Chem. Sci.*, 2018, **9**, 3844–3855.
- (a) T. Yao, M. A. Campo and R. C. Larock, *Org. Lett.*, 2004, **6**, 2677–2680; (b) V. Mamane, P. Hannen and A. Fürstner, *Chem.–Eur. J.*, 2004, **10**, 4556–4575; (c) C. A. Witham, W. Huang, C.-K. Tsung, J. N. Kuhn, G. A. Somorjai and F. D. Toste, *Nat. Chem.*, 2009, **2**, 36–41; (d) T.-A. Chen, T.-J. Lee, M.-Y. Lin, S. M. A. Sohel, E. W.-G. Diau, S.-F. Lush and R.-S. Liu, *Chem.–Eur. J.*, 2010, **16**, 1826–1833; (e) K. Komeyama, R. Igawa and K. Takaki, *Chem. Commun.*, 2010, **46**, 1748–1750.
- (a) R. C. Larock, M. J. Doty, Q. Tian and J. M. Zenner, *J. Org. Chem.*, 1997, **62**, 7536–7537; (b) C. Wang, S. Rakshit and F. Glorius, *J. Am. Chem. Soc.*, 2010, **132**, 14006–14008; (c) A. Matsumoto, L. Ilies and E. Nakamura, *J. Am. Chem. Soc.*, 2011, **133**, 6557–6559; (d) K. Ozaki, K. Murai, W. Matsuoka, K. Kawasumi, H. Ito and K. Itami, *Angew. Chem., Int. Ed.*, 2017, **56**, 1361–1364.

- A. Iuliano, P. Piccioli and D. Fabbri, *Org. Lett.*, 2004, **6**, 3711–3714.
- C. C. McAtee, P. S. Riehl and C. S. Schindler, *J. Am. Chem. Soc.*, 2017, **139**, 2960–2963.
- J. E. McMurry, T. Lectka and J. G. Rico, *J. Org. Chem.*, 1989, **54**, 3748–3749.
- Y. Xia, Z. Liu, Q. Xiao, P. Qu, R. Ge, Y. Zhang and J. Wang, *Angew. Chem., Int. Ed.*, 2012, **51**, 5714–5717.
- (a) R. A. Pascal, *Chem. Rev.*, 2006, **106**, 4809–4819; (b) K. K. Wang, Twisted Arenes, in *Polyarenes I*, ed. J. S. Siegel and Y.-T. Wu, Springer Berlin Heidelberg, Berlin, Heidelberg, 2014, pp. 31–61; (c) T. Fujikawa, Y. Segawa and K. Itami, *J. Am. Chem. Soc.*, 2016, **138**, 3587–3595; (d) W. Yang, G. Longhi, S. Abbate, A. Lucotti, M. Tommasini, C. Villani, V. J. Catalano, A. O. Lykhin, S. A. Varganov and W. A. Chalifoux, *J. Am. Chem. Soc.*, 2017, **139**, 13102–13109.
- (a) A. H. A. Tinnemans and W. H. Laarhoven, *J. Am. Chem. Soc.*, 1974, **96**, 4617–4622; (b) H. Li, J. L. Petersen and K. K. Wang, *J. Org. Chem.*, 2001, **66**, 7804–7810; (c) J. Carreras, G. Gopakumar, L. Gu, A. Gimeno, P. Linowski, J. Petušková, W. Thiel and M. Alcarazo, *J. Am. Chem. Soc.*, 2013, **135**, 18815–18823.
- (a) G. S. Viswanathan, M. Wang and C.-J. Li, *Angew. Chem., Int. Ed.*, 2002, **41**, 2138–2141; (b) G. W. Kabalka, Y. Ju and Z. Wu, *J. Org. Chem.*, 2003, **68**, 7915–7917; (c) R. Balamurugan and V. Gudla, *Org. Lett.*, 2009, **11**, 3116–3119; (d) X. Bu, L. Hong, R. Liu, J. Hong, Z. Zhang and X. Zhou, *Tetrahedron*, 2012, **68**, 7960–7965; (e) R. Umeda, S. Nishi, A. Kojima, K. Kaiba and Y. Nishiyama, *Tetrahedron Lett.*, 2013, **54**, 179–182; (f) S. Xiang, H. Hu, J. Ma, Y. Li, B. Wang, C. Feng, K. Zhao, P. Hu and X. Chen, *Sci. China: Chem.*, 2013, **56**, 945–951; (g) S. Ponra, M. R. Vitale, V. Michelet and V. Ratovelomanana-Vidal, *J. Org. Chem.*, 2015, **80**, 3250–3257.
- D. Bézier, S. Park and M. Brookhart, *Org. Lett.*, 2013, **15**, 496–499.



- (a) G. Erker, *Dalton Trans.*, 2005, 1883–1890; (b) R. L. Melen, *Chem. Commun.*, 2014, **50**, 1161–1174; (c) M. M. Hansmann, A. López-Andarias, E. Rettenmeier, C. Egler-Lucas, F. Rominger, A. S. K. Hashmi and C. Romero-Nieto, *Angew. Chem., Int. Ed.*, 2016, **55**, 1196–1199; (d) Y. Soltani, L. C. Wilkins and R. L. Melen, *Angew. Chem., Int. Ed.*, 2017, **56**, 11995–11999.
- T. Voss, T. Mahdi, E. Otten, R. Fröhlich, G. Kehr, D. W. Stephan and G. Erker, *Organometallics*, 2012, **31**, 2367–2378.
- I. Colomer, A. E. R. Chamberlain, M. B. Haughey and T. J. Donohoe, *Nat. Rev. Chem.*, 2017, **1**, 0088.
- A. H. A. Tinnemans and W. H. Laarhoven, *Tetrahedron*, 1979, **35**, 1537–1541.
- D. X. Hu, P. Grice and S. V. Ley, *J. Org. Chem.*, 2012, **77**, 5198–5202.



- 19 Based on the crude ^1H NMR of the reaction mixture, the multisubstituted anthracene was not observed.
- 20 M. T. Reetz, E. W. Beuttenmüller and R. Goddard, *Tetrahedron Lett.*, 1997, **38**, 3211–3214.
- 21 (a) L. Chahen, B. Therrien and G. Süß-Fink, *J. Organomet. Chem.*, 2006, **691**, 4257–4264; (b) Z. Freixa and P. W. N. M. van Leeuwen, *Coord. Chem. Rev.*, 2008, **252**, 1755–1786.
- 22 (a) C. A. Bessel, P. Aggarwal, A. C. Marschlok and K. J. Takeuchi, *Chem. Rev.*, 2001, **101**, 1031–1066; (b) R. C. Smith and J. D. Protasiewicz, *Organometallics*, 2004, **23**, 4215–4222.
- 23 (a) X. Wang, P. Guo, Z. Han, X. Wang, Z. Wang and K. Ding, *J. Am. Chem. Soc.*, 2014, **136**, 405–411; (b) M. T. Reetz and S. Sostmann, *J. Organomet. Chem.*, 2000, **603**, 105–109.

