

Volume 10 | Number 16 | 21 August 2023

10
YEARS
ANNIVERSARY



ORGANIC CHEMISTRY

FRONTIERS



CHINESE
CHEMICAL
SOCIETY



ROYAL SOCIETY
OF CHEMISTRY

rsc.li/frontiers-organic

REVIEW

View Article Online

View Journal | View Issue



Cite this: *Org. Chem. Front.*, 2023, **10**, 4167

Received 8th April 2023,

Accepted 31st May 2023

DOI: 10.1039/d3qo00517h

rsc.li/frontiers-organic

New advances in chiral nanographene chemistry

Hannah V. Anderson,  Nicolai D. Gois  and Wesley A. Chalifoux  *

Chiral nanographenes are an intriguing class of polycyclic aromatic hydrocarbon structures, where combining the unique properties of inherently chiral molecules with the optical, electronic, and even magnetic properties of nanographenes can allow for new potential applications in the field of nanoelectronics. Being able to fine-tune these properties through rational synthetic design is a key part of the field of nanoelectronic development, and there have been many new advances made, both in the past and very recently, to prepare novel chiral nanographenes. Here, we will highlight several of the more recent, noteworthy, and lesser-reviewed contributions made in chiral nanographene preparation.

Introduction

Nanographenes are a broad class of polycyclic aromatic hydrocarbon structures, loosely defined as finite graphitic units primarily composed of fused six-membered sp^2 -hybridized carbons with sizes between 1–100 nm.^{1,2} A multitude of work has been done in the field of bottom-up nanographene synthesis since the pioneering contributions of Clar,^{3,4} and Scholl,^{5,6} and the interesting physical properties of these small graphene units have sparked a widespread interest in developing structures that could have potential applications in nanoelectronics, optoelectronics, and spintronics.^{7–10}

One particular area of interest is directed toward the development of non-planar, contorted, or twisted structures

that exhibit inherent chirality. Many synthetic techniques have been employed for the development of these chiral, nonplanar nanographenes, including, but not limited to, alkyne-based methods^{11,12} and Scholl oxidation. Scholl chemistry in particular has been utilized extensively in the preparation of chiral nanographenes, and has recently been thoroughly reviewed by Miao *et al.* in the context of preparing contorted structures.¹³ Due to the prevalence of this method in recent literature, this review will focus primarily on structures prepared through non-Scholl techniques, in order to highlight more unique or less common methods. The contortion of these structures from planar to non-planar, and the introduction of chirality, produces a new set of optoelectronic, photophysical, and physical properties to be explored, opening up a new area of development and potential application in nanoelectronics.^{14–17} Here, we will highlight and discuss some of the notable and recent advances that have been made in the field of chiral nanographene design and synthesis.

Department of Chemistry, University of Nevada, Reno, 1664 N. Virginia St., Reno, NV 89557, USA. E-mail: wchalifoux@unr.edu



Hannah V. Anderson

Hannah V. Anderson graduated from Northwest Nazarene University in 2018 with her B.S. in Chemistry. She is currently pursuing her Ph.D. under the supervision of Professor Wesley Chalifoux at the University of Nevada, Reno. Hannah is the leading author for this review, and her specific research interests are directed towards preparing open-shell polycyclic aromatic hydrocarbon systems.



Nicolai D. Gois

Nicolai D. Gois received his B.A. in Chemistry from California State University, Stanislaus in 2020. He is currently pursuing a Ph.D. under the supervision of Prof. Wesley Chalifoux at the University of Nevada, Reno. Nicolai's research is focused on the synthesis of pyrene-based polycyclic aromatic hydrocarbons with interesting optical and electronic properties.



Twistacenes

The members of the acene family are most commonly defined as polycyclic aromatic hydrocarbons that have fused six-membered rings organized in a linear fashion, and these systems are almost always planar. However, inducing a twist along the backbone of these acene systems produces a unique class of nonplanar nanographenes, the twistacenes. A 2006 review was published outlining some of the more notable twistacenes,¹⁸ and more recently, a more comprehensive overview on chiral acenes has been published.¹⁹

One noteworthy example of a chiral twistacene was produced by Pascal *et al.* in 2006. The group reported the synthesis of twisted 9,10,11,20,21,22-hexaphenyltetrabenzo[*a,c,l,n*]pentacene **1**, by reacting 1,3-diphenylphenanthro[9,10-*c*]furan precursors with biaryne equivalents in the presence of *n*-butyllithium, followed by low-valent titanium-catalyzed deoxygenation (Fig. 1a).²⁰ These structures had a dramatic end-to-end twist of 144°, and the enantiomers were able to be resolved cleanly *via* chiral HPLC. The rate of racemization for these compounds was slow at 27 °C, with a half-life for the loss of enantiomeric excess at 6.2 hours ($\Delta G_{\text{rac}}^\ddagger = 23.8 \text{ kcal mol}^{-1}$). Pascal's work was later expanded by Kilway and coworkers who synthesized twisted hexacene analog **2** with a record-breaking end-to-end twist of 184° (Fig. 1b).²¹



Wesley A. Chalifoux

Dr Wesley A. Chalifoux received his B.Sc. from the University of Alberta (Alberta, Canada) in 2004 where he conducted undergraduate research under the direction of Professor Rik. R. Tykwinski. During his undergraduate training, he did a one-year industrial internship at Raylo Chemicals (Edmonton) on an NSERC IURA award. He was an NSERC graduate scholar and Alberta Ingenuity scholar at the University of Alberta (Alberta,

Canada) where he obtained his PhD in 2010 under the supervision of Professor Rik R. Tykwinski. The focus of his dissertation was the synthesis and study of polyynes to gain insight into the properties of the elusive *sp*-allotrope of carbon known as carbyne. Dr Chalifoux worked as an NSERC postdoctoral fellow at Columbia University under the supervision of James L. Leighton from 2010–2012. He joined the Department of Chemistry at the University of Nevada, Reno in 2012 where he worked as an Associate Professor until 2023. In 2023, he moved to the University of Alberta, Canada as a Professor of Chemistry. His research focus is method development and organic synthesis of novel polycyclic aromatics, nanographenes, and graphene nanoribbons.

A couple of years later, Pascal *et al.* reported the synthesis of configurationally stable twisted PAH structures **5** and **8** using a similar protocol as previously reported (*vide supra*) (Scheme 1).²² Enantiomers of **5** and **8** were separable by supercritical fluid chromatography (SFC) on chiral supports. The authors reported specific rotations of +320° and –330° for (+)-**5** and (–)-**5**, respectively, and ±23° for (+)-**8** and (–)-**8**. Strong circular dichroism (CD) signals were also observed, with values of $\Delta\epsilon$ as high as 5% of ϵ ($\Delta\epsilon \approx 700 \text{ M}^{-1} \text{ cm}^{-1}$ vs. $\epsilon = 14\,000 \text{ M}^{-1} \text{ cm}^{-1}$) for compound **8**. Moderately strong circularly polarized luminescence (CPL) was also observed, with dissymmetry values of 1.4×10^{-3} and 0.8×10^{-3} for **5** and **8**, respectively.

In 2015, Pascal and coworkers produced some of the first “hairpin furans”, a class of helically-twisted nanographenes centered around a furan ring (Fig. 2a).²³ This hairpin structure **9** combines the twist of a sterically-hindered acene with the twist of an expanded helicene. Compound **9** was prepared through multiple steps including Diels–Alder cycloaddition, decarbonylation, and dehydrogenation, followed by an oxidative cyclodehydrogenation step to produce **9** in low yield. Single crystals of a racemic mixture of **9** were obtained and it was observed that the twisted terminal phenanthryl moieties of each structure are roughly parallel to each other with an intramolecular spacing of about 4 Å (Fig. 2b). Interestingly, it was found that the enantiomeric pairs adopt a centrosymmetric arrangement, with each enantiomer nestling a phenanthrene group within the cleft of its enantiomeric counterpart.

The Chalifoux research group has previously utilized a Brønsted acid catalyzed four-fold alkyne benzannulation reaction for the rapid expansion of π -systems. This technique has been used to make chiral peropyrenes **11a–d** from *p*-terphenyl-2,2'',6,6''-tetrayne precursors **10a–d** (Scheme 2). The sterically congested bay regions of these structures result in a contorted backbone with an end-to-end twist angle of 28°, which was unambiguously determined through X-ray crystallographic analysis.²⁴ The enantiomers of derivative **11b** were separated *via* chiral HPLC, and were analyzed with many methods including Raman, fluorescence, and circularly polarized spectroscopy. Most notably, **11b** produced a large specific rotation value with $[\alpha]_{589}^{25} = +1438$ ($c = 8.69 \times 10^{-3} \text{ g L}^{-1}$ in CH_2Cl_2), similar to that observed in helicene systems, and the CD spectrum displayed strong Cotton effects with $\Delta\epsilon = \pm 100 \text{ M}^{-1} \text{ cm}^{-1}$ at 300 nm. The racemization inversion barrier was experimentally determined to be 29 kcal mol^{–1}, which agreed well with quantum mechanical calculations.

Helicenes

Helicenes are a specialized and well-known class of helical nanographenes, identified by consecutively *ortho*-fused rings in a circular, helical arrangement. Structures that are composed of just a helicene backbone are referred to as [*n*]helicenes, where *n* denotes the number of rings contributing to





Fig. 1 (a) Twistacene **1** synthesized by Pascal and coworkers with published crystal structure; (b) Twistacene **2** synthesized by Kilway and coworkers with published crystal structure. Hydrogens omitted for clarity.



Scheme 1 Synthesis of twistacene compound **5** and **8**; (i) **3** (1.0 equiv.), **4** (1.0 equiv.), Ph₂O (1 mL), 300 °C, 1 h.; (ii) **6** (1.0 equiv.), **7** (1.1 equiv.), isoamyl nitrite (2.0 equiv.), DCE, reflux, 1 h.

the spiraling backbone. Introducing specific variations to the general structure of helicene can give rise to many distinct classes: (a) increasing the inner diameter of the helicene shape beyond that of $[n]$ helicenes leads to expanded helicene derivatives, (b) laterally extending the helicene units by fusing additional aromatic rings to the backbone produces π -extended helicene derivatives, (c) placing multiple helicene positions within the same structure gives rise to multiple helicene derivatives, and (d) adding heteroatoms somewhere within a helicene-like structure results in heterohelicene derivatives. $[n]$ Helicenes are by far the most extensively studied

class of chiral nanographenes, with a multitude of new contributions being made since the early works of Lednicer and Newman,²⁵ Katz,²⁶ Laarhoven and Prinsen,²⁷ and Martin,²⁸ amongst others. Many more recent reviews have been written on the subject of helicenes and their derivatives, covering synthesis, properties and applications^{29–34} and several focus on particular classes, including multiple helicenes,^{35,36} and heterohelicenes.^{12,37,38} For the purpose of this review, discussion of $[n]$ helicenes and simple heterohelicenes will be omitted due to their extensive presence in previous literature. This section will instead focus mainly on the more recently





Fig. 2 (a) Hairpin furan **9** synthesized by Pascal and coworkers; (b) published crystal structure of **9** showing twisting and packing. Hydrogens omitted for clarity.



Scheme 2 (a) Synthesis of chiral peropyrene **11**; (i) **10** (1.0 equiv.), TfOH (0.2 equiv.), DCM, $-40\text{ }^{\circ}\text{C}$, 30 min; (b) published crystal structure of **11b** showing twisting. Hydrogens and alkyl groups omitted for clarity.

synthesized and lesser reviewed helicene classes, and other chiral nanographenes with helicene-like topology.

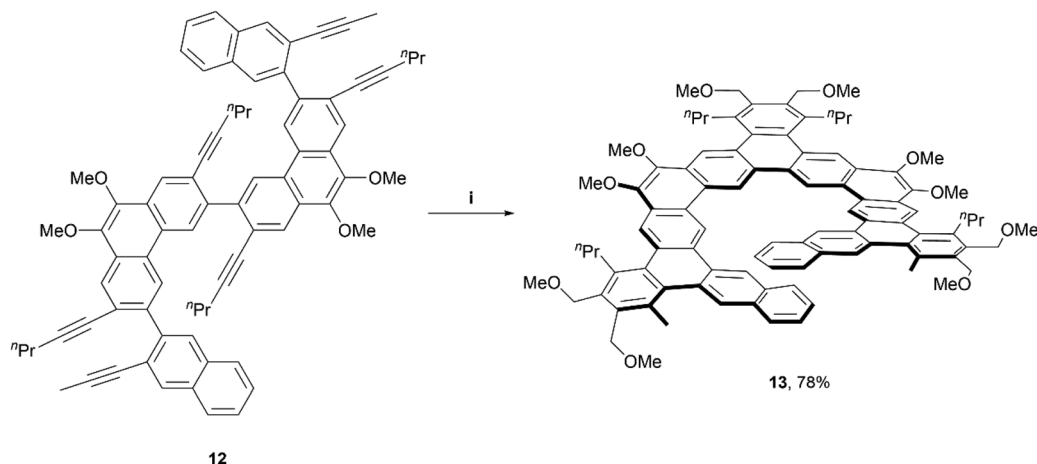
Expanded helicenes

In 2017, the Tilley group was among the first to define the term and contribute to the preparation of expanded helicenes.³⁹ Two expanded [11]helicene derivatives (not pictured) and one [13]helicene derivative (**13**) were prepared from hexa-alkyne starting material **12**, which was synthesized through a straightforward four-step method. The alkynes were cyclized fully to the final helical product **13** in impressive yields (78–91%) through iridium-catalyzed $[2 + 2 + 2]$ cyclization, based on a previously-known method (Scheme 3).⁴⁰ Interestingly, ^1H NMR analysis, along with X-ray crystallography data indicated that the [13]helicene **13** exists not only as the monomeric structure, but that it also readily forms a homochiral, π -stacked dimer of two interlocked enantiomers.

In 2020, the same group utilized similar chemistry to produce even larger and more complex structures. The [11]helicene precursor **14**, was prepared using similar methods to their previous work, and underwent two divergent transformations to produce unique, chiral macrocycles **15a–b** and **16**

(Scheme 4).⁴¹ The spatial orientation of the two alkynes of **14** suggested the possibility of a $[2 + 2 + n]$ cycloaddition to form a bridge between the two terminal ends of the system, by reacting with a zirconocene complex, followed by *in situ* treatment of either $\text{SeCl}_2(2,2'\text{-bipyridine})$ to produce structure **15a**, or dimethyl acetylenedicarboxylate (DMAD) to give structure **15b**. The figure-eight shaped macrocycle **16** was produced by treatment of **14** with molybdenum catalyst along with the loss of 4-octyne. Its impressive structure was unambiguously confirmed with NMR, MALDI-TOF mass spectrometry, and X-ray crystallography. The enantiomerization barriers for the products were studied by variable temperature ^1H NMR, and the upper bounds of enantiomerization energy for **14** and **16** were found to be low (11.9 and 12.5 kcal mol⁻¹, respectively). However, the barrier for **15a** showed a moderate energy increase (approximately 16.6 kcal mol⁻¹ at 65 $^{\circ}\text{C}$), and **15b** displayed a significantly higher value, with the lower bound estimated around 20.2 kcal mol⁻¹ (later specified by CD analysis as 22.1 kcal mol⁻¹). Due to the higher estimated energy of inversion, enantiomers of **15b** were able to be resolved *via* chiral HPLC at 25 $^{\circ}\text{C}$, but interconversion still occurred at room temperature, preventing analysis of





Scheme 3 Synthesis of expanded, chiral helicenes; (i) **12** (1.0 equiv.), 1,4-dimethoxy-2-butyne (6.0 equiv.), Ir[cod]Cl₂ (0.03 equiv.), DPPE (0.06 equiv.), benzene, 80 °C, 2 h.

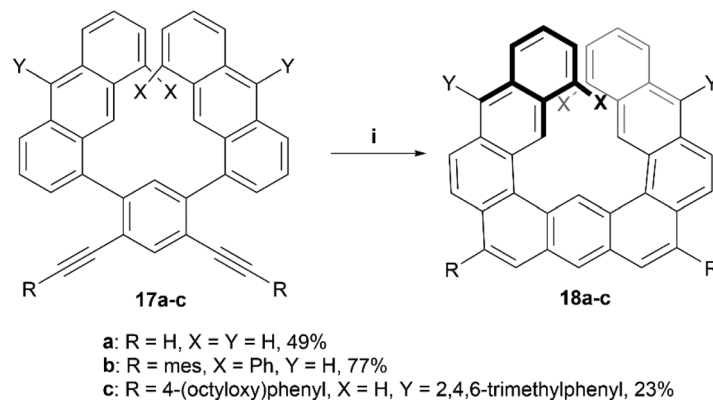


Scheme 4 Synthesis of [11]helicene **15** and of a figure-eight shaped macrocycle **16**; (i) **14** (1.0 equiv.), EtC≡Mo(OC(CH₃)(CF₃)₂)₃(DME) (0.1 equiv.), 5 Å MS, toluene, 80 °C; (ii) **14** (1.0 equiv.), Cp₂Zr(pyr)(Me₃SiC≡CSiMe₃) (1.2 equiv.), toluene, 22 °C; (iii) SeCl₂(bipy) (2.0 equiv.), 22 °C; (iv) DMAD (3.0 equiv.), CuCl (3.0 equiv.), DMPU (6 equiv.), 22 °C.

enantiopure samples. Although the low racemization barrier prevented the separation of enantiomers of **16**, single crystals of the racemic product were obtained so chirality could be confirmed. The crystal packing behavior of these large, figure-eight structures was unusual – the crystals were organized into two separate parallel, spiraling, interconnected helices, each of which is homochiral and therefore displays opposite handedness.

In recent years, Toyota and coworkers produced a helical structure, composed of three fused anthracene units, through a multistep synthesis ending with a platinum-catalyzed alkyne cyclization (Scheme 5).⁴² Enantiomers of the diphenyl derivative **18b** were resolved by chiral HPLC, and both enantiomers exhibited strong Cotton effects at 352 nm in the CD spectra, and kinetic analysis predicted an enantiomerization barrier of ΔG^\ddagger_{363} of 28.9 kcal mol⁻¹, significantly larger than the 8.1 kcal





Scheme 5 Synthesis of helicene structure **18**; (i) **17** (1.0 equiv.), PtCl_2 (0.25 equiv.), $\text{P}(\text{C}_6\text{F}_5)_3$ (0.2 equiv.), toluene, 80 °C, 24–95 h.

mol^{-1} that was estimated for the unsubstituted analog **18a**. The group later followed up with further exploration of this structure by oxidizing derivatives of **18** to introduce ketones into the structure. This oxidation allowed for further dynamic studies of the helical inversion of the structure, which was explored *via* variable-temperature ^1H NMR and DFT calculations.⁴³ The inversion barrier for these more hindered structures was experimentally determined by the coalescence method to be $18.4 \text{ kcal mol}^{-1}$, a slightly higher value than the calculated $16.5 \text{ kcal mol}^{-1}$, with both values being notably higher than the estimated barrier ($8.12 \text{ kcal mol}^{-1}$) for the unsubstituted, non-oxidized precursor **18a**, but still smaller than the disubstituted variant **18b**.

In 2021, Wu and coworkers produced the synthesis of a large ribbon-shaped macrocycle with a structure analogous to

an expanded helicene, through a process including Suzuki coupling followed by $\text{Bi}(\text{OTf})_3$ -mediated benzannulation, concluded with a final oxidative dehydrogenation to achieve the large figure-eight shaped structure **19** (Fig. 3a). The racemization barrier for a partially fused analogue of this structure was estimated to be very high, about $82.5 \text{ kcal mol}^{-1}$, which was strong evidence for a final rigid structure of **19**. Enantiomers were successfully separated by chiral HPLC, and the products displayed persistent chirality, with moderate absorption dissymmetry factor values ($|g_{\text{abs}}|$) ranging from 5×10^{-3} to 7×10^{-3} .⁴⁴ A similar synthetic method was later used in 2023 by the same group to prepare a series of large, spiraling expanded helicene derivatives containing 11, 19, 27 and 35 *cata*-fused benzene rings. These structures displayed significant chiroptical responses, with $|g_{\text{abs}}|$ values as high as 2.4×10^{-2} .⁴⁵

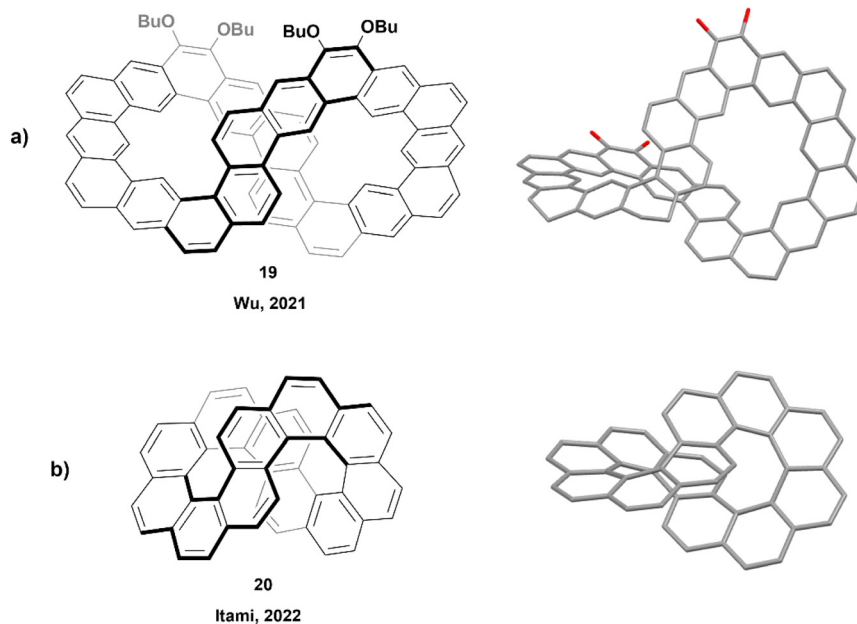


Fig. 3 (a) Large, twisted carbon nanobelt **19** synthesized by the Wu group with published crystal structure; (b) infinitene **20** synthesized by the Itami group with published crystal structure. Hydrogens and alkyl chains omitted for clarity.



The next year, Itami and coworkers reported the synthesis of a smaller nanobelt-like analogue, similar to Wu's, with an unambiguous figure-eight shape, aptly referred to as infinitene (Fig. 3b).⁴⁶ The synthetic method involved multiple steps, finishing with a photocyclization to receive the final structure **20** in excellent yield (89%). The twisted structure of the final product was unambiguously confirmed by X-ray crystallography, and it was observed that the distance between the central positions of the middle twist was remarkably small (3.152–3.192 Å), as compared to the distance between the terminal rings of the analogous unsubstituted [7]helicene (3.804 Å).⁴⁷ The enantiomers were separated *via* chiral HPLC, and chiroptical studies were performed. The circular dichroism and anisotropy factors ($\Delta\epsilon$ and g_{CD}) were measured, with $\Delta\epsilon$ values ranging between $3.0 \text{ M}^{-1} \text{ cm}^{-1}$ at 484 nm and $69.0 \text{ M}^{-1} \text{ cm}^{-1}$ at 375 nm, and g_{CD} values between 3.5×10^{-4} and 4.8×10^{-3} . These reported values were notably smaller than that of other similar $[n]$ helicenes, such as (*P*)-[6]helicene, which displays $\Delta\epsilon$ values of $-267 \text{ M}^{-1} \text{ cm}^{-1}$ at 246 nm and $+259 \text{ M}^{-1} \text{ cm}^{-1}$ at 324 nm, and $|g_{CD}|$ values in the range of 5.0×10^{-3} – 9.3×10^{-3} .

In 2018, Hirose, Matsuda, and coworkers reported the synthesis of expanded helicene **21** with a structure analogous to kekulene (Fig. 4).⁴⁸ The synthetic procedure was largely based around a 6-fold ring-closing olefin metathesis reaction, and

the final chiral structure was observed to have an impressively large helical diameter of 10.2 Å, which was unambiguously determined *via* X-ray crystallography. The product was recovered as a racemic mixture of the (*P*) and (*M*) enantiomers, and they were observed to pack in an alternating pattern in the crystal structure. The racemization barrier for this structure was predicted to be low ($\Delta G^\ddagger = 13.0 \text{ kcal mol}^{-1}$ at 25 °C), preventing the separation of enantiomers, but there was no configurational disorder present in the crystalline structures of the (*P*)-**21** and (*M*)-**21** structures, suggesting that the helical inversion can be controlled well within the solid or crystalline state.

π -Extended helicenes

In 2018, the Chalifoux group published a method of expanding the scope of multiple-alkyne benzannulation, by using a Lewis acid catalyst, indium(III) chloride, rather than the previously relied-on Brønsted acid catalysts (trifluoroacetic acid/triflic acid). This method allowed for the cyclization of alkynes attached to electron-rich, electron-neutral, and electron-poor aryl groups, and ultimately allowed for the preparation of new chiral peropyrene derivatives that had previously been inaccessible.⁴⁹ This method was used in 2019 to prepare chiral pyreno[*a*]pyrene-based helicene hybrids **22** (Fig. 5), by utilizing Brønsted acid catalyzed four-fold benzannulation.⁵⁰



Fig. 4 Analog of kekulene **21** synthesized by Hirose, Matsuda and coworkers with published crystal structure. Hydrogens omitted for clarity.

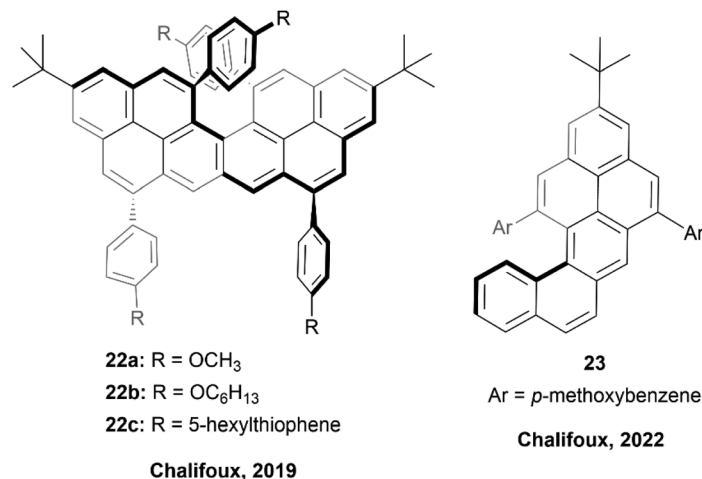


Fig. 5 Pyreno[*a*]pyrene based helicene hybrid **22** and naphtho[1,2-*a*]pyrene **23** both synthesized by the Chalifoux group.



Enantiomers of **22b** and **22c** were easily separated using chiral HPLC, and various chiroptical properties were analyzed. Both structures had a similar CD response, with an absorption dissymmetry ratio (g_{abs}) of $\sim 3.5 \times 10^{-3}$. Interestingly, **22** displayed g_{lum} values of approximately $\sim 0.9 \times 10^{-3}$ and $\sim 1.5 \times 10^{-3}$ (for **22b** and **22c**) respectively, which were notably higher values than observed in simple helicenes, and slightly higher even than chiral peropyrenes, which were previously studied within the Chalifoux group.²⁴ Interestingly, displayed g_{lum} values of approximately $\sim 0.9 \times 10^{-3}$ and $\sim 1.5 \times 10^{-3}$ for **22b** and **22c** respectively, which were notably higher values than observed in simple helicenes, and slightly higher even than chiral peropyrenes, which were previously studied within the Chalifoux group.²⁴ Not long afterwards, the same group used the InCl_3 -mediated benzannulation method to prepare substituted naphtho[1,2-*a*]pyrene derivatives **23** with persistent chirality at low temperatures, allowing for variable temperature dynamic HPLC separation of enantiomers (Fig. 5).⁵¹ It was observed that the single enantiomers of these structures were prone to racemization at room temperature, and the racemization barriers for all of the synthesized derivatives were confirmed to be fairly low, all lying within a narrow range of 19.39 to 21.36 kcal mol⁻¹.

In 2015, Juriček and coworkers presented a synthetic route to prepare cethrene, an interesting C-shaped helical analogue of the diradicaloid zethrene family (Scheme 6a). Cethrene is notably the first structure to combine the unique magnetic properties of a diradicaloid species with the optical properties of helically chiral structures.⁵² Obtaining the target cethrene **26** was challenging however, because upon attempting the final step by oxidizing with *p*-chloranil, the reactive diradicaloid cethrene underwent relatively fast rearrangement to

planar structure **27**. The formation and rearrangement of cethrene **26** was monitored by ¹H NMR to confirm the transformation was occurring as proposed. Although **26** could not be isolated, the enantiomers of the precursor **24** were separated and analyzed by chiral HPLC. Mirror-image CD responses were recorded, and the racemization barrier was found to be approximately 25 kcal mol⁻¹ at 25 °C, slightly higher than that of [5]helicene (24.1 kcal mol⁻¹) at the same temperature.

A few years later, the Juriček group continued this research by preparing a more sterically-congested derivative, 13,14-dimethylcethrene **28** to explore the reversibility of the ring-closing transition. The sought to improve the stability of the cyclized structure **29**, and increase configurational stability of the [5]helicene core (Scheme 6b).⁵³ It was observed that the transition from open to closed (**28** to **29**) was reversible – the ring-closing to **29** could proceed with either light (630 nm) or heat, and the reverse ring-opening to **28** could also be induced photochemically (365 nm). This reversible transition could be monitored by several spectroscopic methods, such as NMR, UV-vis, and CD, and distinct optical and chiroptical changes could be observed due to the altered HOMO/LUMO and singlet-triplet (ST) gaps, as well as the changing degree of helicity. Enantiomers of **29** were separable by chiral HPLC, and absolute configurations were assigned with the assistance of time-dependent DFT calculations. Notably, when analyzed by electron paramagnetic resonance (EPR) spectroscopy as a way to determine the ST gap, compound **28** was found to be EPR silent at room temperature, indicating a larger ST gap than the unsubstituted analog, which was EPR active ($\Delta_{\text{ST}} = 6$ kcal mol⁻¹). This could largely be explained by the greater degree of helical twist in structure **28**, caused by steric pressure from the methyl groups, which increases the distance (3.37 Å) between

a) Juriček, 2015



b) Juriček, 2018



Scheme 6 (a) Ring closure of cethrene **24**; (i) *p*-chloranil, DCM-d_2 , rt, 10 min; (b) ring closure of cethrene **28**.



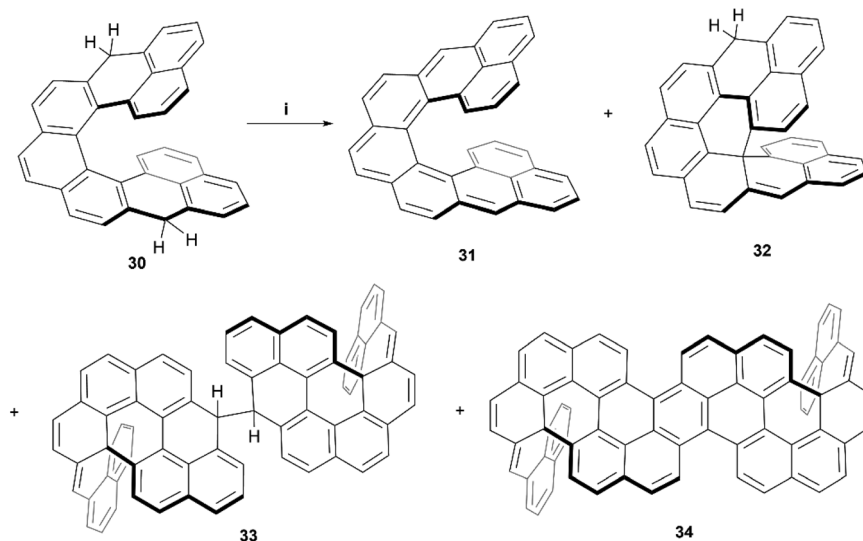
the fjord carbons as compared with the unsubstituted cethrene derivative (3.03 Å). Due to this increased distance, the level of through-space orbital overlap of frontier molecular orbitals (FMOs) is reduced, leading to an increased singlet-triplet gap.

Recently, Juriček, Ravat, and coworkers produced the synthesis of a variation on their previous work with cethrene derivatives – nonacethrene. The goal of preparing this nonacethrene structure was largely to reduce or prevent the ring-closure effect seen previously with cethrene, as well as extend the π -system in an attempt to lower the singlet/triplet gap and produce an EPR signal.⁵⁴ Nonacethrene precursor **30** was prepared through a multistep synthetic process, and separated into enantiomerically-enriched samples through stationary-phase chiral HPLC, where the chiral structure of (*P*)-**30** was unambiguously confirmed by X-ray crystal analysis (Scheme 7). When **30** was treated with *p*-chloroanil in an attempt to prepare the target nonacethrene structure **31**, unexpected chiral side products **32**, **33**, and **34** formed instead, in ratios that were dependent on reaction times and the amount of oxidant added. It was proposed that these unexpected products were formed either from a radical cascade mechanism from **30**, or a pericyclic reaction of **31**, which ultimately react further to form **33** and **34**. A number of 2D NMR studies were employed to elucidate and confirm the structures of the side products, and synthetic experiments with the enantioenriched starting materials were carried out in order to identify the configurational isomers for each species. Notably, the CPL response for the enantiomerically enriched expanded structure (*P,P*)-**34** produced a brightness value of $8.3 \text{ M}^{-1} \text{ cm}^{-1}$, and had a moderate absorption dissymmetry factor (g_{abs}) of 1.13×10^{-3} at 502 nm. Interestingly, **34** produced the same value for the luminescence dissymmetry factor (g_{lum}) of 1.13×10^{-3} at 520 nm. A $g_{\text{lum}}/g_{\text{abs}}$ ratio of 1.0 is unique amongst helicenes,

and a value of ~ 0.6 is more common, which is largely attributed to the flexibility of the systems. A $g_{\text{lum}}/g_{\text{abs}}$ value of 1.0 is likely due to the very rigid structure of **34**, induced by the two sp^3 -locked centers.

In 2020, Stará and Starý produced an excellent account summarizing the use of [2 + 2 + 2] alkyne cyclizations in the preparation of extended helicenes.⁵⁵ Being a highly exergonic process, this method is ideal in the synthesis of strained systems. One particular work of interest from this group was the synthesis of a pyrene-based dibenzo[7]helicene **36** through Ni^0/PCy_3 -catalysed [2 + 2 + 2] cycloisomerisation of a carefully designed triyne precursor **35** (Scheme 8).⁵⁶ Enantiomeric resolution of the racemic **36** was possible *via* liquid chromatography on a chiral column, and these products were found to exhibit fluorescence quantum yields of 10%, and displayed a large Stokes shift (296 nm). Exploring this process even further, a diastereoselective synthetic method was employed by incorporating a chiral moiety into the precursor **38**, which resulted in the formation of diastereomer **39**, of *M* helicity, with good regioselectivity. Interestingly, the crystal structure of this product **39** showed a significantly more flattened structure than compound **36**, with the pyrene units bowing towards each other more significantly than DFT calculations would suggest, which was largely attributed to significant intramolecular forces within the system. Like **36**, structure **38** also exhibited notable fluorescence ($\Phi_{\text{F}} = 0.17$), and a large Stokes shift (203 nm), and both structures seem to form remarkably stabilized intramolecular excimer states upon excitation.

Very recently, Tanaka and coworkers reported a regiodivergent synthesis of several hexabenzocoronene (HBC)-based π -extended helicene derivatives through rhodium-catalyzed intramolecular trimerization, followed by Scholl oxidation.⁵⁷ A wide range of compounds were targeted – [5]helicene, [6]helicene, [7] helicene, and double [6]helicene derivatives were all



Scheme 7 Synthesis of nonacethrene and unintended side products; (i) compound **30** (1.0 equiv.), *p*-chloroanil (3.5 equiv.), benzene- d_6 (3.6 equiv.), rt, 16 h.





Scheme 8 (a) Synthesis of expanded helicene **36**; (i) **35** (1.0 equiv.), $\text{Ni}(\text{cod})_2$ (0.2 equiv.), PCy_3 (0.5 equiv.), THF, rt, 24 h; (b) synthesis of expanded helicene **39**; (ii) **37** (1.0 equiv.), (*S*)-4-(4-methylphenyl)-3-butyne-2-ol (2.4 equiv.), diisopropyl azodicarboxylate (2.4 equiv.), PPh_3 (2.2 equiv.), benzene, rt, 4.5 h; (iii) **38** (1.0 equiv.), $[\text{CpCo}(\text{CO})(\text{fum})]$ (1.0 equiv.), 1-butyl-2,3-dimethylimidazolium tetrafluoroborate, THF, microwave, 150 °C, 10 min.

produced in varying yields throughout the synthetic process, with only a few pictured below (Scheme 9). Further Scholl oxidation of these products resulted in another wide array of helical derivatives. The enantioselective rhodium-catalyzed $[2 + 2 + 2]$ addition, utilizing a chiral ligand ((*S*)-segphos), produced (–)-**41** in moderate yields, with moderate-to-good enantiomeric ratios (highest was 91:9 for **41**) along with some small yields of the racemic $[2 + 1 + 2 + 1]$ cycloaddition products (pentabenzanthracenes). Derivatives **41** and **42** displayed very similar fluorescence quantum yield values (8% at 330 and 340 nm, respectively), and **41** had a moderate absorption dissymmetry ratio (g_{abs}) value of 1.2×10^{-3} at 381 nm, and a specific optical rotation value of -354° . After Scholl oxidation of **41**, compound **43** displayed an increase in quantum yield (12% at 450 nm) and specific optical rotation (-1144°), while the g_{abs} values remained almost the same (1.1×10^{-3} at 431 nm). Notably, the final HBC-based [6]helicene derivatives **43** and **44** displayed π -stacking-induced chiral self-recognition behaviour in solution, which allowed for measurement of enantiomeric ratios by ^1H NMR spectroscopy without the need for any chiral additives.

π -Extended heterohelicenes

In recent years, Cauteruccio *et al.* synthesized and studied the properties of a series of functionalized thiahelicenes through two approaches, starting from the same precursors. Structures **45a–c** were produced by a two-step synthesis, involving Suzuki coupling followed by a Mallory-like reaction to produce benzo-fused thiahelicene derivatives. A different procedure, one-step palladium-catalyzed alkyne annulation, was used to produce a wide variety of simple thiahelicenes, as well as the more complex pyrene-containing structure **46** (Fig. 6).⁵⁸ Enantiomers of the [6]helicene structures **45a–c** were able to be resolved easily *via* chiral HPLC, with some separated into peaks with enantiomeric purities as high as 96%. Structure **46**, with a smaller [5]helicene moiety, was too configurationally unstable to be separated in the same way, but the helical chiral structure, and the presence of two enantiomers, was unambiguously confirmed through X-ray crystallography. The racemization energy barriers were calculated and ranged from low/moderate values for structures **45a–c**, where **45c** was the highest (34 kcal mol^{–1}), **45b** was the lowest (26 kcal mol^{–1}),





Scheme 9 (i) (S)-Segphos (0.4 equiv.) in DCM, [Rh(cod)₂]BF₄ (0.4 equiv.) in DCM, rt, 1 h, then **40** (1.0 equiv.) in DCE, 80 °C, 40 h; (ii) **41** or **42** (1.0 equiv.), DDQ (4.5 equiv.) in DCM, TfOH, 0 °C, 1 h.



Fig. 6 Functionalized, expanded thiahelices **45** and **46** synthesized by Cauteruccio and coworkers.

and **45a** was in the middle (29 kcal mol⁻¹). As expected, the barrier for **46** was low, at around 18 kcal mol⁻¹.

A synthesis of dithia-quasi[8]circulene was reported recently by Avarvari, Pop, and coworkers, by first preparing dithia[7]helicene **49** through a three-step synthesis, followed by oxidative dehydrocyclization to cyclize into final product **48** (Scheme 10).⁵⁹ The warped and nonplanar configuration of the structures was determined through single crystal analysis of dithia[7]helicene **49** and of quasi[8]circulene **48**. The sum of the internal torsion angles of **49** add up to approximately 76°, indicating a higher degree of twisting than for the all-carbon analogues of [5]helicene, which have torsion angle sums ranging from 56.9 to 61.9°. Quasi[8]circulene **48** displays an even more dramatic total degree of twisting of around 101.95°. Structure **49** displays one of the highest degrees of stereochemical stability for its kind (simple dihetero- and trihetero-[7]helicenes), with an experimentally-determined enantiomerization barrier of 36.9 kcal mol⁻¹. Structure **48** also claims a high

Scheme 10 Synthesis of dithia-quasi[8]circulene compounds; (i) **47** (1.0 equiv.) in CHCl₃, FeCl₃ (10.0 equiv.) in MeNO₂, rt, 1 h; (ii) **47** (1.0 equiv.) in DCM, PIFA (1.2 equiv.), BF₃·Et₂O (2.4 equiv.), DCM, -78 °C, 1 h; (iii) **48** (1.0 equiv.) in toluene, DDQ (5.0 equiv.), scandium triflate (5.0 equiv.), rt to 100 °C, 24–44 h.

degree of stereochemical stability, with an experimental value of 30.4 kcal mol⁻¹ – one of the largest values amongst other unsubstituted quasi-circulenes. Separation of enantiomers was successful for both products by chiral HPLC on chiral stationary phases, and CD analysis indicated that the two species **48**



Scheme 11 Synthesis of chiral dipyrenoheteroles. **51**; (i) **50** (1.0 equiv.), InCl_3 (0.4 equiv.), AgNTf_2 (0.5 equiv.), toluene, 100 °C, 1–25 h.

and **49** had similar CD intensities despite their structural differences.

Recently, the Chalifoux group produced the synthesis of a chiral dipyrenoheterole derivative through Suzuki coupling followed by an $\text{InCl}_3/\text{AgNTf}_2$ mediated fourfold alkyne benzannulation, resulting in compounds **51a–c** (Scheme 11).⁶⁰ The enantiomers were separated by HPLC on a semipreparative chiral column, and after analysis, displayed CD and CPL values comparable to other chiral, highly contorted organic structures, with moderate g_{abs} values ranging from 8×10^{-4} (479 nm) at the lowest to 5.1×10^{-3} (351 nm) at the highest, and g_{lum} values of 1.1×10^{-3} (from 480 to 620 nm) for compound **51a** and 8×10^{-4} (from 480 to 620 nm) for compound **51b**.

In 2012, Hatakeyama, Nakamura, and coworkers produced a new semiconductor material possessing helical chirality, synthesized through borylation of a diarylamine, followed by a bora-Friedel-Crafts type cyclization, resulting in helical structure **52** (Fig. 7).⁶¹ The helical structure was confirmed through X-ray crystallography, and a unique packing structure was revealed in the racemic crystal, in which single enantiomers pack in a head-to-tail fashion with fairly small intermolecular distances ($\text{CH} \cdots \pi$ distances of 2.9–3.3 Å), with the opposite-handed stacks lining up with each other in an alternating fashion. Resolution of (*P*)- and (*M*)-**52** enantiomers was successful *via* chiral HPLC, and the enantiopurity of these samples remained unchanged even after heating to 275 °C, displaying excellent thermal configurational stability. Interestingly, the crystal packing structure of the single enantiomers was observed to be significantly different than in the

racemic crystal, with the enantiomers arranging in a more face-to-face parallel columnar arrangement instead of head-to-tail. Both the homochiral and heterochiral (racemic) **52** possessed interesting carrier-transport properties, with *rac*-**52** displaying high hole mobility ($\mu_{\text{h}} = 4.6 \times 10^{-4} \text{ cm}^2 \text{ V}^{-1} \text{ s}^{-1}$), but no notable electron mobility, whereas (*P*)-**52** displays higher electron mobility ($\mu_{\text{e}} = 4.5 \times 10^{-3} \text{ cm}^2 \text{ V}^{-1} \text{ s}^{-1}$) than hole mobility ($\mu_{\text{h}} = 7.9 \times 10^{-4} \text{ cm}^2 \text{ V}^{-1} \text{ s}^{-1}$). These results suggest that *rac*-**52** and homochiral **52** are good p- and n-type semiconductors, respectively, and the differences in charge-transport properties could largely be explained by the unique crystal packing differences between the single enantiomer and the racemate.

In the last few years, Alcarazo and coworkers have explored the use of gold-catalysts for enantioselective synthesis of carbo-helicenes and other chiral structures.^{62–65} Recently, this method was expanded by Cauteruccio and Alcarazo and applied to thiophene-based structures, and a series of dithia[5] helicene derivatives **54** were produced through highly enantioselective gold-catalyzed alkyne hydroarylation of alkyne precursors **53** (Scheme 12).⁶⁶ The enantioselectivity of the transformation from **53** to **54** arises from the use of a specific chiral gold complex catalyst, which has previously been shown to induce excellent selectivity in the hydroarylation of alkynes.⁶³ HPLC analysis showed that the enantioselectivity of the first trial was excellent (92% ee), and a very wide scope of 20 alkyne derivatives of **53**, possessing different substituents, were screened, resulting in varying moderate-to-excellent yields (53–98%) and varying enantioselective success (33–98% ee). The general trends seemed to show that electronics of the substituents seemed to have little effect on enantioselectivity, but that placing substituents in the *meta*- or *ortho*- positions of the terminal phenyl rings significantly reduced the enantioselectivity of the reaction. The synthesis was then further expanded by testing the directing-group effect of the thienyl groups of **54** on substitution steps. When **54** ($\text{R} = 4\text{-methylphenyl}$) was exposed to *N*-bromosuccinimide (NBS), bromine substitutions occurred in the positions *ortho* to the R-groups, allowing for Suzuki coupling of phenyl groups, followed by Scholl cyclization, resulting in the final dithia[9]helicene **55** (Scheme 12). **55** was recovered in fairly low yields (28–29%) when produced from both *rac*-**54** and enantiopure **54**, and no erosion of enantiopurity was observed throughout the

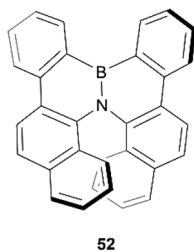


Fig. 7 Azaboradibenzo[6]helicene **52** synthesized by Hatakeyama, Nakamura and coworkers.





Scheme 12 Synthesis of dithia[5]helicene derivatives; (i) **53** (1.0 equiv.), Au^{2+} catalyst (0.05 equiv.), AgSbF_6 (0.05 equiv.), DCM, -20°C , 48 h; (ii) **54** (1.0 equiv.), NBS (3.0 equiv.), rt, CHCl_3 ; (iii) PhB(OH)_2 (4.0 equiv.), Pd(dppf)Cl_2 (0.1 equiv.), KF (4.0 equiv.), toluene/MeOH (1:1), 70°C , 9 h; (iv) DDQ (5.0 equiv.), MeSO_3H , DCM, 0°C . 20 derivatives of **54**, with different R- and R'-substituents, were prepared – see the cited publication for specifics.

sequence when starting with enantiopure **54**. The yield of **55** was found to be improved by utilizing an excess of iron(III) chloride as the oxidant in the Scholl step but resulted in monochlorination of the helicene backbone.

In 2020, Mateo-Alonso and coworkers reported a straightforward three-step synthesis of three sterically congested, nitrogenated benzodipentaphenes containing expanded helicene moieties (Fig. 8).⁶⁷ One structure was planar, but two contorted products **56** and **57** were recovered in low yields (11% and 3%, respectively). The particularly low yield of **57** can largely be explained by the remarkably sterically crowded overlap of two pairs of triisopropylsilyl (TIPS) acetylene groups. Single crystals of compound **57** were obtained, and a highly warped double expanded helicene structure was confirmed in the regions of TIPS-acetylene overlap, but **57** appeared to be present only as the achiral *meso* (*P/M*) isomer. Crystals of **56** were not obtained, but optimized calculations indicated that the structure has the appearance of a planar structure along the Z-shaped section, and twists out of planarity along the U-shaped helicene unit. The conformational stability of the

meso structure of **57** appeared to be high, with no observable change in the ^1H NMR spectrum after heating to 120°C . Interestingly, **56** and **57** both had remarkably high fluorescence quantum yields (70% and 73%, respectively), which is in contrast with previous observations of twisted structures, where a greater degree of warping of the aromatic system tends to decrease the fluorescence quantum yield.

Recently, Gulevskaya and coworkers reported a five-step synthesis of novel carbazole-based helicenes, fused with an azine ring (Fig. 9).⁶⁸ The key synthetic steps include Suzuki–Miyaura and Sonogashira couplings, ICl-mediated alkyne cyclization, followed by an additional Sonogashira coupling, and an acid-induced alkyne cyclization, resulting in derivatives **58a–c**. All derivatives were configurationally stable enough for HPLC separation of (*P*) and (*M*) enantiomers, and the chiral, nonplanar structures were also confirmed by X-ray analysis. It was noted that the crystal packing structure of racemic **58c** was unique, where alternating enantiomers stacked in a helical, corkscrew fashion. X-ray analysis also indicated that the interplanar angle between the two terminal rings for compound **58c** (62°)

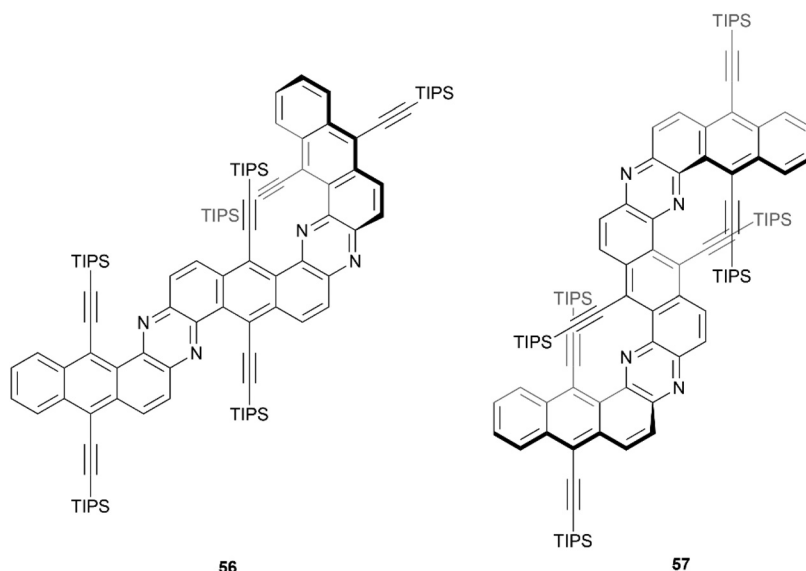


Fig. 8 π -expanded heliceneoid **56** and double π -expanded heliceneoid **57** synthesized by Mateo-Alonso and coworkers.



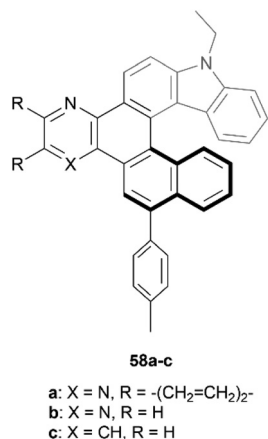


Fig. 9 Carbazole-based [6]helicene fused with an azine ring **58** synthesized by Gulevskaia and coworkers.

was slightly higher than that of the parent carbazole-[6]helicene (without the azine ring moiety) (56.7°), which was largely attributed to the slight steric strain induced by the C-H group that would be absent from the parent helicene. Interestingly, the other derivatives **58a** and **58b** showed an opposite trend, where the interplanar angles were smaller (50.5° and 52.8° , respectively) than the parent structure, which was largely attributed to attractive interactions of the nitrogen groups of the azine ring with the neighboring hydrogens of the helicene.

Imide-based chiral nanographenes

One particular class of heteronanographenes are structures containing imide moieties. Imide-functionalized nanographenes, particularly perylene diimide (PDI) based structures, have been extensively explored for their impressive optical and electronic properties. Combining the properties of imides with the chiroptical properties of chiral molecules provides exciting opportunities for unique behavior and applications. Early strides in this field were made by the Würthner^{69,70} and Müllen⁷¹ groups, and recently this class of structure has been thoroughly reviewed by Ravat and Saal,⁷² and Yin, Guan, and coworkers.⁷³ Here we will highlight a few notable works.

Recently, the Lin research group produced the synthesis of a series of S- and C-shaped substituted PDI-based helicenes, **59** and **60**, respectively (Fig. 10).⁷⁴ Single crystals of both structures were obtained as racemic mixtures, confirming the chiral nature of the structures. The enantiomers for the C-shaped structure **60** were separable by chiral HPLC, and appeared to be remarkably conformationally stable, with no observable changes in the CD spectra after heating an enantiopure sample to 250°C . In contrast, enantiomers of the S-shaped analogue **59** were not separable by HPLC, indicating that the racemization barrier for these is too low for separation. Interestingly, the crystal structure of one of the enantiomerically pure **60** derivatives was observed to adopt a unique spiral-staircase-like π -stacking motif rather than the usual face-to-face stacking that is typical in most helical structures.

In 2019, Wang *et al.* produced a novel nonplanar nanographene **61**, which they aptly named corannulylene pentapeta-lae, inspired by the five-fold flower-like appearance of the final structure (Fig. 11). This unique structure was synthesized through a two-step process – a five-fold Suzuki–Miyaura coupling of brominated PDI units to a corannulene core, followed by photocyclic cycloaromatization to form the final flower-like structure.⁷⁵ The complexity of the structure could lead to eight possible stereoisomers, or four pairs of enantiomers. Two pairs of these possible enantiomers were successfully separated through HPLC, the (*P,P,P,P,P*)- and (*M,M,M,M,M*)-**61a** enantiomers, in which all PDI units are arranged in a symmetric up-and-down pattern, and (*P,P,P,P,M*)- and (*M,M,M,M,P*)-**61b**, where three PDI units are arranged in the same up-and-down fashion, but one unit is completely up and a neighboring unit is completely down. Single crystals of the racemic mixtures of these compounds were grown, and their structures unambiguously confirmed by X-ray crystallography. The energy difference between the two stereoisomers is notable, where **61b** is higher in energy than **61a** by $5.53\text{ kcal mol}^{-1}$, but after attempts to convert **61b** to the lower-energy **61a** (heating to 250°C for 6 hours), there was no observable change in the ^1H NMR spectra, indicating excellent configurational stability.

An even larger and similarly complex chiral PDI-based structure was recently synthesized by Wang, Li, and Liu. This



Fig. 10 S-shaped PDI double-heterohelicene **59** and C-shaped PDI heterohelicene **60** synthesized by Lin and coworkers.





Fig. 11 Corannulene pentapetales **61** stereoisomers, synthesized by Wang and coworkers.

structure was built with an impressive scaffold of 204 carbons and 9 PDI subunits, and also contains twelve [5]-helicene units, centered around four core positions (Fig. 12).⁷⁶ The synthetic strategy for preparation involved a series of Suzuki–Miyaura couplings and ring-closing photocyclic aromatization steps, and the final structure **62** displayed excellent solubility and air stability. Although there were 256 possible stereoisomers (or 128 possible pairs of enantiomers) that could have

formed from the many overlapping PDI units, theoretical calculations and extensive NMR experiments seemed to suggest that only one pair was actually produced, specifically the (3*M*,3*M*,3*M*,3*M*) and (3*P*,3*P*,3*P*,3*P*) enantiomers (where 3*M* = *MMM* and 3*P* = *PPP*). These enantiomers were separable by chiral HPLC, and the structures were found to have a large degree of enantiomeric stability, with no racemization or configurational inversion observed even when heated to 200 °C.



Fig. 12 Large, complex chiral PDI-based compound **62**, and smaller analogue **63**, both synthesized by Wang and coworkers.



Notably, when the CD properties were studied, it was observed that the intensity of the peak at 256 nm produced by **62** was approximately 6 times as intense as the peak produced by the smaller analogue **63**, which had previously been synthesized by the same group in 2016, and has since been widely reviewed.⁷⁷

Stępień and coworkers previously reported a successful synthesis of a hexapyrrolohexaazacoronene (HPHAC) derivative through FeCl₃ oxidative cyclization of a hexapyrrolylbenzene precursor, producing a nonplanar but achiral final structure.⁷⁸ However, the same group later discovered a more stereo-controlled method of preparing a similar structure by utilizing more sterically hindered bay positions. It was noted that this new steric strain could be synthetically overcome by utilizing bromine electrophiles rather than more high-potential oxidants.⁷⁹ Interestingly, it was observed that by using different bromine electrophiles, the orientation of the “fan blades” was different, leading to a wide scope of different diastereomers. When *N*-bromosuccinimide (NBS) was the oxidant, three neatly symmetric derivatives of **64a** were recovered in good yields (85–88%). But the use of bromine (Br₂) in place of NBS produced an interesting change in stereoselectivity, and one derivative of the less symmetric stereoisomer **64b** was the major product (86%) (Fig. 13). The enantiomers for all derivatives of **64a** were separable by chiral HPLC, and CD analysis of the purified enantiomers displayed high $\Delta\epsilon$ values (up to *ca.* 800 m⁻¹ cm⁻¹) and significant anisotropy factors *g* (up to 7 × 10⁻³). All recovered enantiomers displayed good thermal stability, with no sign of configurational changes when heated to 100 °C in toluene for 1 h. Separation of the enantiomers of **64b** was less successful, but *g*-normalized CD spectra of scale-

mic samples suggested that the maximum $\Delta\epsilon$ values are reduced by a factor of 2/3 as compared to **64a**, which was suggested to indicate that the contributions of individual helicine moieties may be somewhat additive to the CD spectrum for the whole molecule. The less symmetric **64b** showed no evidence of converting to the more symmetric **64a** when heated to 120 °C, despite DFT calculations indicating that it is the higher-energy species by 7.2 kcal mol⁻¹, indicating an impressive degree of configurational stability.

In 2020, Wang, Jiang, and coworkers reported a synthetic approach towards PDI-based double-helicene hybrid structures with six possible stereoisomers – two pairs of enantiomers, and two mesomers.⁸⁰ The synthetic method involves Suzuki–Miyaura coupling of borylated [6]helicene **65** with varying brominated PDI cores (**66–68**), followed by iodine-mediated photocyclization, to produce the final products: single helicene **69**, and double helicenes **70** and **71** (Scheme 13). Notably, three total stereoisomers of both **70** and **71** were produced through this method – two racemic mixtures of enantiomers (*rac*-**70** and *rac*-**71**), and two achiral *meso*-forms (*meso*-**70** and *meso*-**71**). The *meso* and racemic mixtures were separable as intermediates, before the final cyclization step (step ii – Scheme 13), allowing for cyclization of separate species and accounting for the high final yields of *rac*-**71** and *meso*-**71**. The crystal structures for each conformation of **70** and **71** (both the racemic and *meso* structures) showed unique packing arrangements due to the subtle configurational differences of the helicine “wings”. The racemic mixtures of **70** and **71** were separated successfully into their respective enantiomeric pairs. Notably, the enantiomers of **70** displayed more significant chiroptical responses than the those of **71**, with relatively large



Fig. 13 Recovered configurational isomers of azacoronene propeller **64**, synthesized by Stępień and coworkers.





Scheme 13 Synthesis of PDI-helicene hybrid compounds; (i) **66**, **67**, or **68** (1.0 equiv.), **65** (1.2 equiv.), Pd(dppf)Cl₂ (0.1 equiv.), K₃PO₄, THF, 90 °C; (ii) I₂, hν, toluene, 100 °C. Note: Precyclized intermediates were separated via column chromatography prior to step ii.

dissymmetry factors of $|g_{\text{abs}}|$ of 1.2×10^{-2} and a $|g_{\text{lum}}|$ of 2×10^{-3} , which was largely attributed to the superhelicene-like shape of **70**. Additionally, due to the PDI moieties, all the final structures exhibited outstanding quantum fluorescence yields between 29–34%.

The Nuckolls group has previously pioneered a large number of reliable methods for selectively functionalizing PDI units, which paved the way for the group to design and prepare a significant number of contorted, twisted, and chiral functionalized PDI-based nanographenes. Many aspects of their work have been thoroughly summarized and discussed in their recent publication.⁸¹ One of their most notable works included a synthetic design wherein PDI moieties were combined with [6]helicene units to produce a large, discrete helical

nanoribbon **72** (Fig. 14).⁸² It was observed that **72** exhibits an outstanding molar electronic circular dichroism (ECD), with an $|\Delta\epsilon|_{\text{max}}$ value of $1920 \text{ M}^{-1} \text{ cm}^{-1}$ at 420 nm – the highest recorded value for any compound. This structure can also claim the record for the longest discrete helicene structure, with a backbone composed of four axially fused [6]carbohelicenes (24 benzene rings).

The Würthner group has also made significant contributions to the design and synthesis of imide-based structures, being the first to introduce stable axial chirality to perylene bisimides (PBIs) through the introduction of sterically demanding substituents on the bay regions of the PBI core.⁸³ These structures have since found applications in organic solar cells and circularly polarized light (CPL) detection





Fig. 14 Helical nanoribbon **72** synthesized by Nuckolls and coworkers with published crystal structure. Hydrogens and alkyl groups omitted for clarity.

devices.^{24,84–86} The group recently published a procedure for the straightforward preparation of a scope of sterically-congested PBIs through Suzuki coupling of various aryl groups to a 1,6,7,12-tetrachloro PBI core **73** to prepare aryl-substituted derivatives **74a–c** (Scheme 14).⁸⁶ Three derivatives are displayed here, but a small scope of nine total products, with different aryl (Ar) and alkyl (R) groups, were synthesized in varying yields (22–75%). Single crystals of products **74a–c** were obtained, and X-ray analysis unambiguously confirmed the twisting of the core structure due to the bulky substituents.

The solid state configurations for all the structures of **74** contained both the (*P*) and (*M*) enantiomers, and the degrees of twisting were observed to be 34.3°, 36.6°, and 29.5° for **74a**, **74b**, and **74c**, respectively. Chiral separation *via* HPLC was successful for compounds **74a** and **74b**, but was unsuccessful for **74c**, likely because the rotation of the large pyreno substituents allows for a complex number of isomers to form, complicating the separation process.

This work was later expanded by the same group, from PBI's to quaterylene bisimides (QBIs), and introduced the



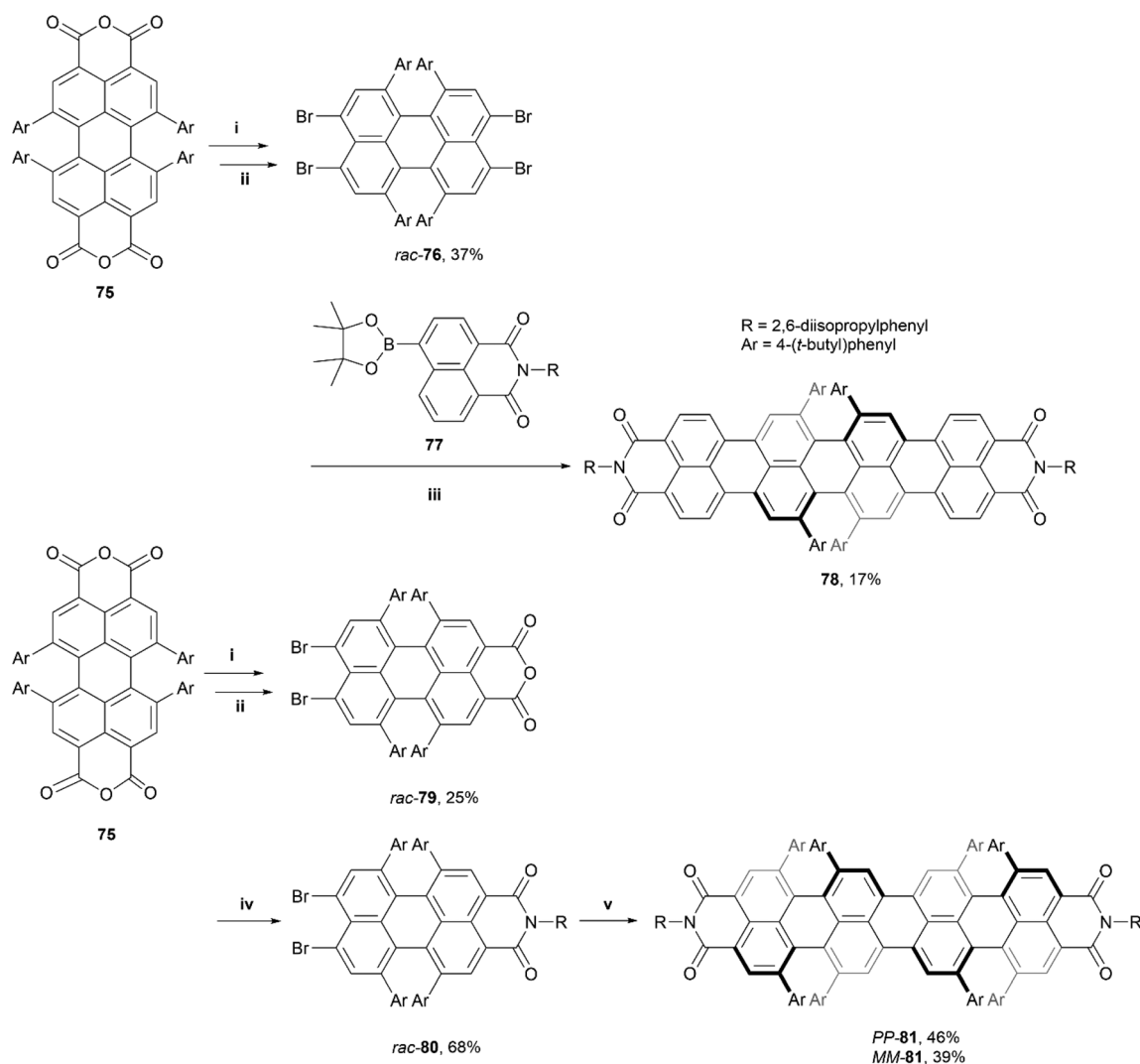
Scheme 14 Synthesis of sterically-congested PBIs **74a–c**; (i) **73** (1.0 equiv.), Ar-B(OH)₂ (20.0 equiv.), Pd(PPh₃)₄ (0.3 equiv.), K₂CO₃ (10.5 equiv.), toluene, EtOH, H₂O, 80 °C, overnight.



first higher order rylene structure with configurationally stable axial chirality, which is directly imprinted into the synthetic building blocks *via* enantiopure synthesis.⁸⁷ Two QBI structures of different lengths were produced – racemic final product **78**, through a two-step synthetic process, and enantiomerically pure final product **81** through a three-step process (Scheme 15). Crystal packing analysis showed that (*P,P*)-**81** had an impressive end-to-end twist of 76°, and both structures **78** and **81** displayed sharp emission with a small Stokes shift in the far NIR region at 862 nm and 903 nm, respectively. Additionally, **78** and **80** displayed fluorescence quantum yields of 1.5% and 0.9%, respectively (impressive for such small band gap chromophores), and large chiroptical responses with a unisignated CD signal, with $\Delta\epsilon$ of up to 67 M⁻¹ cm⁻¹ at 849 nm.

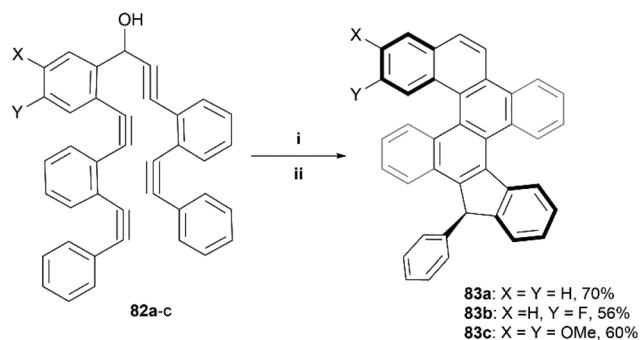
Multiple helicenes

The Alabugin group has previously utilized an alkyne-based “folding” technique – a radical-initiated cascading cyclization of a carefully designed series of alkynes – to make a wide variety of nanographenes.⁸⁸ This technique was later used to prepare contorted structures containing multiple helicenes, ultimately producing two diastereomeric derivatives of **83** in a roughly 1 : 1 mixture, which were able to be separated through crystallization in CD₃CN (Scheme 16).⁸⁹ It was determined, both experimentally and computationally, that the chirality of the helicene moieties in **83** were strongly coupled, and the two diastereomers had “matching” chirality (*P,P* or *M,M*), where the two possible mismatched diastereomers (*M,P* or *P,M*) were notably higher in energy (~5 kcal and ~8 kcal higher), and therefore not observed in the final products.



Scheme 15 Synthesis of quaterylene bisimides; (i) **75** (1.0 equiv.), NaOH (6.0 equiv.), H₂O, THF, 85 °C; (ii) Br₂ (40.0 equiv.), 85 °C, 16 h; (iii) *rac*-**76** (1.0 equiv.), **77** (2.2 equiv.), [Pd₂(dba)₃]·CHCl₃ (0.2 equiv.), PCy₃·HBF₄ (0.8 equiv.), Cs₂CO₃ (6.0 equiv.), 1-chloronaphthalene, 160 °C, 20 h; (iv) *rac*-**79** (1.0 equiv.), R-NH₂ (15.0 equiv.) in acetic acid, NMP, 110 °C, 72 h; (v) *rac*-**80** (2.0 equiv.), Zinc powder (13.2 equiv.), [Pd₂(dba)₃]·CHCl₃ (0.12 equiv.), DMF, 60 °C, 18 h.





Scheme 16 Synthesis of nanographenes via alkyne-based "folding" technique; (i) **82** (1.0 equiv.), Bu_3SnH (1.4 equiv.), AIBN (0.3 equiv.), toluene 110 °C, 14 h; (ii) Aq. HCl (2 M), rt, 3 h.

In 2021, Wang and coworkers produced a synthesis for a *B,N*-embedded double [7]helicene **83**, through a synthetic route involving a four-fold electrophilic aromatic substitution and a nucleophilic substitution, followed by a final intramolecular C–H borylation to receive a small scope of derivatives in yields ranging from 23–53% (Fig. 15).⁹⁰ These structures displayed significant chiroptical responses from 300–700 nm, with a maximum g_{abs} of 3.3×10^{-2} at 502 nm (a record high for helicenes in the visible region), tunable CPL responses in the red to near-infrared regions, and high photoluminescence quantum yields (up to 100%). The enantiomers of all derivatives **84a–c** were obtained through preparative chiral HPLC, and the configurational stability of **84a** was tested by heating to 300 °C for 3 h – no change was observed in the NMR spectra after heating, suggesting excellent stability and allowing for further chiroptical studies. CD analysis of the three derivatives produced strong chiroptical responses, with maximum $|g_{\text{abs}}|$ values reaching 3.3×10^{-2} (502 nm), 3.1×10^{-2} (518 nm), and 2.6×10^{-2} (526 nm) for **84a**, **84b**, and **84c**, respectively, representing some of the highest $|g_{\text{abs}}|$ values for helicenes in the visible range.

Recently, Ikai, Yashima, and coworkers produced a quantitative, chemoselective, and diastereospecific synthesis of

double- and triple-expanded helicenes.⁹¹ The synthesis was carried out through a TFA-promoted cascading alkyne cyclization technique, beginning with a carefully designed anthracene-based precursor **85**, and ultimately producing a twisted, expanded helicene-like product **86** in high yield (88%). Double-expanded helicene **87** and triple-expanded helicene **88** were prepared with analogous methods (also in high yields), by utilizing the corresponding alkyne starting materials (Scheme 17). The enantiomers were all separable through chiral HPLC, and moderate CD values were measured, with the maximum luminescence dissymmetry factor $|g_{\text{lum}}|$ for **88** (9.4×10^{-3}) being more than three times that of the double helicene **87** (2.7×10^{-3}). Notably, the triple-expanded derivative **88** was found to exhibit the highest CPL brightness among other known CPL-active carbo- and hetero-helicenes and helicoids, at $255 \text{ M}^{-1} \text{ cm}^{-1}$. This value is also approximately ten times higher than other high-level CPL-active multiple helicenes ($\sim 28.2 \text{ M}^{-1} \text{ cm}^{-1}$). It was observed that the CD signals of the enantiomerically pure **86** and **87** gradually decreased in chloroform at 0 °C with no change in absorption spectra, indicating that racemization was occurring. This makes sense as the racemization energies for **86** and **87** in toluene were fairly low, estimated as $17.6 \text{ kcal mol}^{-1}$ and $19.1 \text{ kcal mol}^{-1}$, respectively. Structure **88** however, displayed no altered optical behavior even after heating in toluene at 80 °C for 24 hours, indicating a remarkable configurational stability considering the expected flexibility of the expanded structure. The specific energy of racemization was unfortunately not able to be quantitatively determined due to the poor thermal instability of **88** at temperatures over 100 °C.

In 2021, Miao *et al.* reported the preparation of a novel quadruplehelicene **89**, containing two [6]helicene and two [7]helicene units, through a multiple-step synthesis involving a final key Scholl oxidation for an eight-fold cyclization (Fig. 16).⁹² The final structure **89** has nine possible stereoisomers – four pairs of enantiomers and one *meso* compound, and through single-crystal analysis and chiral resolution, it was determined that the synthesized product was a racemic mix of (*P*[6], *P*[7], *P*[6], *P*[7])–**89** and (*M*[6], *M*[7], *M*[6], *M*[7])–**89**,

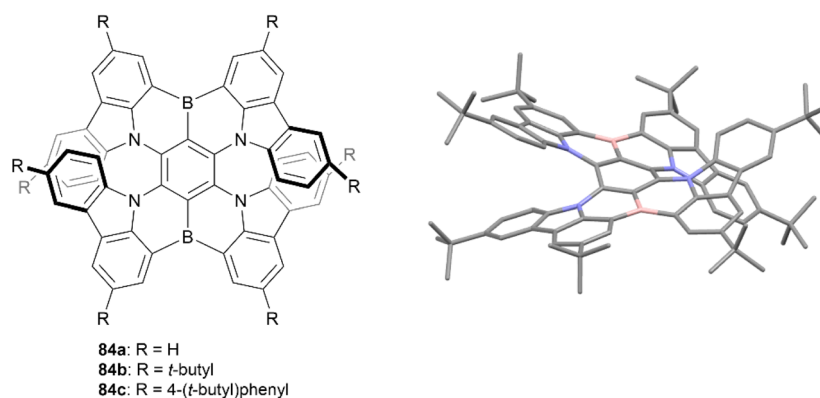
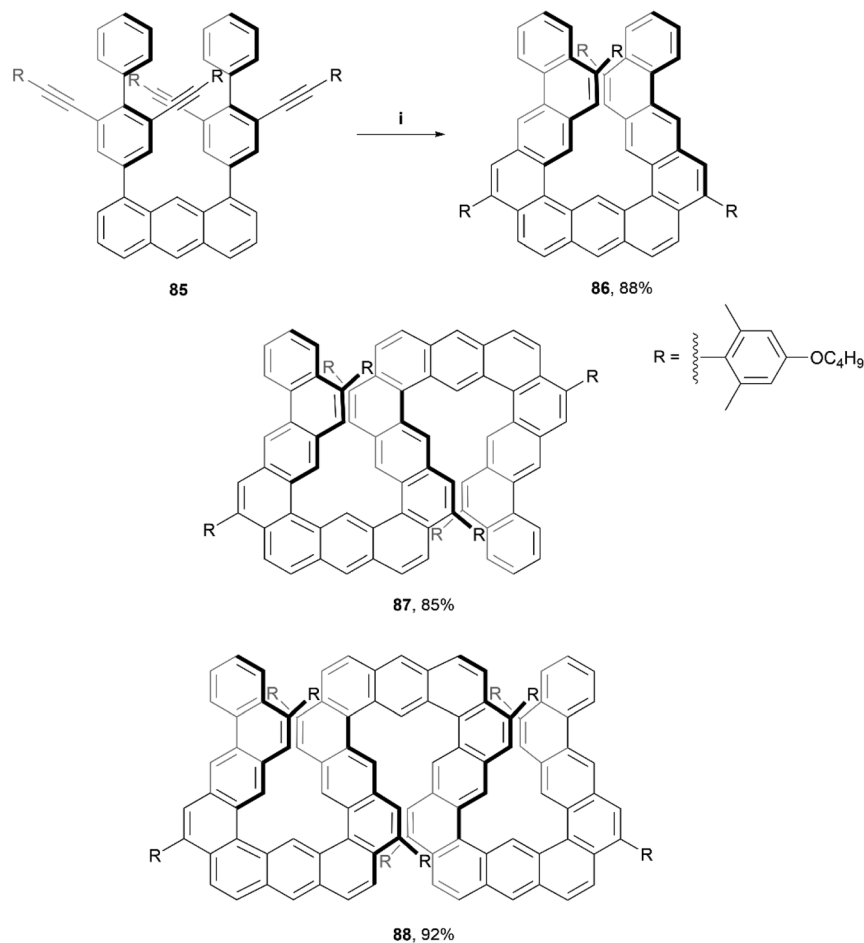


Fig. 15 B,N-Embedded double [7]helicene **84** synthesized by Wang and coworkers with published crystal structure of **84b**. Hydrogens omitted for clarity.



Scheme 17 Synthesis of expanded helicenes; (i) **85** (1.0 equiv.), DCM : TFA (40 : 1, v:v), rt, 1 h. **87** and **88** prepared through analogous methods.



Fig. 16 Quadruple helix **89** synthesized by Miao and coworkers.

which showed remarkable resistance to thermal isomerization. The products also exhibited unusual near-infrared (NIR) absorption and emission, with maxima at 848 nm and 977 nm, respectively, and the isolated enantiomers exhibited

electronic circular dichroism in both the NIR and visible-light regions.

In 2021, Yashima, Yamakawa, and coworkers reported a one-step synthesis of a series of double, triple, and quadruple helicenes, through an acid-mediated intramolecular alkyne cyclization (Scheme 18).⁹³ The quadruple [4]helicene **91** was the intended product, as the alkyne cyclization was predicted to occur primarily on the 5 and 11 positions of the chrysene starting material, but it was found that the expected product was only formed in a yield of 14–26%, and side products triple helix **92** (one [5]helicene and two [4]helicenes) and double [5]helicene **93** were also formed in low-to-moderate yields (60–61% and 13–26%, respectively). Enantiomers for quadruple helix **91** were unable to be separated, likely due to the low inversion barriers of the four [4]helicene units, but double helix **93** was successfully separated *via* HPLC at low temperature (0 °C), exclusively into the (*P*[5],*P*[5]) and (*M*[5],*M*[5]) configurations with no sign of the *meso* (*P*[5],*M*[5])-**93** being present. When heated to higher temperatures (40–80 °C) in toluene, the CD signals of (*M*[5],*M*[5])-**93** decreased over time, and the activation energy (E_a) for the structure was estimated to be 26.1 kcal mol^{−1}, slightly higher than that of [5]helicene (E_a = 23.5 kcal mol^{−1}), suggesting that the dynamic helicities





Scheme 18 Synthesis of double, triple and quadruple helicenes; (i) **90** (1.0 equiv.), DCM : TFA (98 : 2, v : v), 25 °C, 12 h.

of two [5]helicene moieties are coordinated with each other. Triple helicene **92** was also able to be resolved by HPLC at an even lower temperature (−20 °C), and two pairs of peaks, one minor and one major were observed to elute. DFT calculations indicated that the major peaks were diastereomers (*P*[5],*P*[4],*M*[4] and *M*[5],*M*[4],*P*[4])–**92**, which was later confirmed by X-ray analysis, and the minor peaks were assigned to the next most stable pair (*P*[5],*M*[4],*M*[4] and *M*[5],*P*[4],*P*[4])–**92**. CPL analysis of the two species that were able to be separated, **92** and **93**, produced maximum luminescence dissymmetry factors of 5.0×10^{-3} and 2.5×10^{-3} , respectively, which are of comparable value to other previously reported helicene-based structures.

In 2021, Sun, Chen, and coworkers reported a synthesis of a twisted and stable derivative of the zethrene family – a class of nanographenes being studied for their intriguing magnetic properties (Fig. 17).⁹⁴ This structure was synthesized through a straightforward two-step synthesis involving a Suzuki–Miyaura coupling, followed by a nucleophilic addition/ring cyclization/oxidation sequence to produce the final product **94**. Single



Fig. 17 5,6:12,13-Dinaphthozethrene **94** synthesized by Sun, Chen and coworkers.

crystal X-ray diffraction unambiguously confirmed that the structure was chiral, due to the inclusion of two helical benzo [4]helicene units which cause a torsional strain angle of about 20° within the helicene unit. Two enantiomers could be observed in the crystal subunit, of (*P,P*) and (*M,M*) configuration, and DFT calculations indicated that the chiral-to-meso (*P,M*) interconversion barrier was very low (8.20 kcal mol^{−1}), which indicated that enantiomeric separation would be difficult at room temperature.

In 2019, Ravat and coworkers published a synthesis based around the well-reviewed works of Kamikawa⁹⁵ and Gingras,⁹⁶ who utilized palladium and nickel-catalyzed [2 + 2 + 2] cycloadditions, respectively, to synthesize structures containing six [5] helicene subunits. Ravat and coworkers used a similar nickel-catalyzed [2 + 2 + 2] cycloaddition method, but using [7]helicene rather than [5]helicene coupling groups in an attempt to improve the configurational stability of the structure (Scheme 19).⁹⁷ This method proved to be successful at producing the final propeller-shaped structure **100**, containing three [5]helicene moieties and three [7]helicene moieties in 57% yield. It was found that when starting with (*M*)-9,10-dibromo[7] helicene **99**, the reaction produced only one diastereomer, (*M,M,M,P,P,P*)-**100**. The stereospecific structure was confirmed by a variety of 1D and 2D NMR spectroscopy studies and single-crystal X-ray analysis, and the diastereomeric configuration was also supported by calculations, as the (*M,M,M,P,P,P*)-**100** was determined to be 15 kcal mol^{−1} lower in energy than the next highest energetically favorable configuration, (*M,M,M,P,P,M*)-**100**. The other diastereomer, (*P,P,P,M,M,M*)-**100**, was also able to be formed cleanly through the same synthetic process by using the (*P*)-9,10-dibromo[7]helicene **99** rather than the (*M*). (*M,M,M,P,P,P*)-**100** produced a small, negative specific optical rotation (OR) value of −222°, due to the presence of both the (*P*) and (*M*) moieties. The overall negative value can be explained by the huge negative contribution of the (*M*)-[7] helicene units, which have previously been shown to have a specific OR value of −6200°.⁹⁸

In 2018, Tanaka *et al.* reported a series of dibenzo[7]helicenes, that were synthesized through a rhodium-catalyzed





Scheme 19 Synthesis of nanographenes containing six [5]helicene units; (i) **95** (1.0 equiv.), CsF (6.0 equiv.), Pd₂(dba)₃·CHCl₃ (0.1 equiv.), MeCN, rt, 24 h; (ii) **97** (1.0 eq.), Ni(cod)₂ (1.45 equiv.), 2,2'-bipyridine (1.93 equiv.), *cis*-1,5-cyclooctadiene (5.7 equiv.), THF, microwave 120 °C, 12 min; (iii) **96** (1.0 equiv.), toluene, 100 °C, 3 h; (iv) **99** (1.0 equiv.), Ni(cod)₂ (1.5 equiv.), 2,2'-bipyridine (2.1 equiv.), *cis*-1,5-cyclooctadiene (5.7 equiv.), THF, 110 °C, 30 min.

enantioselective intramolecular [2 + 2 + 2] cycloaddition reaction (Scheme 20a).⁹⁹ It was observed that when using a rhodium(i)/(R)-BINAP complex, dibenzo[7]helicene (+)-**102** was synthesized in good yield (64%), and a small amount of the [2 + 1 + 2 + 1] cycloaddition product **103** (6%) was also recovered. Interestingly, when the same conditions were used, but with (*S*)-difluorophos instead of (*R*)-BINAP as the ligand, the yield of the side product **103** increased to 21% and the yield of the

expected (–)-**102** dropped to 38%. This phenomenon was hypothesized to be due to the electron-deficient (*S*)-difluorophos ligand accelerating the reductive elimination step in the proposed mechanism, which encourages the formation of **103**. Enantiopure (+)-**102** and (–)-**102** were able to be separated in *ee* of 99% and 85%, respectively, through silica-gel preparative thin-layer chromatography. Twisted anthracene product **103** was recovered in an enantiomeric ratio of 50 : 50, and were





Scheme 20 (a) Synthesis of dibenzo[7]helicenes; (i) **101**, [Rh(cod)₂]OTf, (R)-BINAP, DCE, 80 °C, 16–90 h; (ii) **101**, [Rh(cod)₂]BF₄, (S)-difluorophos, DCE, 80 °C, 16–90 h; (b) Scholl reaction of minor product of (a) (iii) **103** (1 equiv.) in DCM, FeCl₃ (10 equiv.) in MeNO₂, rt, 1 h.

configurationally stable enough to be separated by HPLC at room temperature. Compound **103** was then subjected to Scholl cyclization conditions, which resulted in twisted double dibenzo[6]helicene **104** in moderate yield (Scheme 20b), and enantiomers were cleanly resolved by chiral HPLC. This compound had excellent thermal configurational stability, as extended heating of (–)-**104** at 130 °C for 16 hours didn't result in any racemization or epimerization.

X-ray structures of (+)-**102**, (±)-**102**, and (±)-**103** were obtained and the twisted structures were unambiguously confirmed. The chiroptical properties of the single and double helicenes **102** and **104** were analyzed, and it was observed by CPL spectroscopy that the luminescence dissymmetry ratio (g_{lum}) value for single helicene **102** was significantly larger than that of the double helicene **104**, -2.2×10^{-3} vs. 7.4×10^{-4} respectively. Notably, the fluorescence quantum yields for **102** and **103** (6% and 4%, respectively) were slightly higher than that of unsubstituted [7]helicene (2.1%), but **104** showed a remarkably higher value (75%) than the recorded value for double dibenzo[7]helicene (34%). This is largely explained by the luminophore of **104** being a peropyrene moiety, which are known to be strongly luminescent molecules.

By utilizing Scholl oxidation methods, Narita and Müllen have prepared other twisted double [7]helicene structures somewhat analogous to **104**.^{100,101} And by using a similar syn-

thetic method, Narita and Hu reported the preparation of a twisted, laterally π -extended double [9]helicene analogue in 2023.¹⁰²

Recently, Zhang and coworkers reported the preparation of a series of double-heterohelicenes containing an N–B–N zigzag edge. The final three chiral compounds (**105**, **106** and **107**) were produced through a multiple-step synthesis in good yields, and pure enantiomers were successfully separated for all three structures (Fig. 18).¹⁰³ Single-crystals were obtained for each, which unambiguously confirmed the nonplanar nature of the structures, where the two bulky sides twist away from each other around the axis of the central benzene ring, with a central torsion angle of up to 30°. These products were found to exhibit significant hydrogen-bonding capability, the effects of which are transferrable to the helical moieties in the structure, as was determined through CPL and CD experiments, which displayed a red-shift in the presence of fluoride anions.

Irregular/nonalternant nanographenes

In recent years, several reviews^{104,105} and communications¹⁰⁶ have been written based around irregular nanographenes, in which five-, seven-, or eight-membered rings are embedded





Fig. 18 Three derivatives of double-heterohelices containing N–B–N zigzag edge (**105**, **106**, and **107**) synthesized by Zhang and coworkers.



Scheme 21 Synthesis of indeno-fused corannulenes; (i) **108** (1.0 equiv.), Pd(OAc)₂ (0.4 equiv.), [1,3-bis(2,6-diisopropylphenyl)-imidazolium chloride] (0.16 equiv.), K₂CO₃ (4.3 equiv.), NMP, 125 °C, 20 min; (ii) **108** (1.0 equiv.), Pd(PCy₃)₂Cl₂ (0.4 equiv.), DBU (16.7 equiv.), DMA, microwave 160 °C, 30 min; (iii) **108** (1.0 equiv.), [Pr₃Si][CHB₁₁H₅Br₆] (0.12 equiv.), DMDMS (1.6 equiv.), PhCl, microwave 120 °C, 10 h.

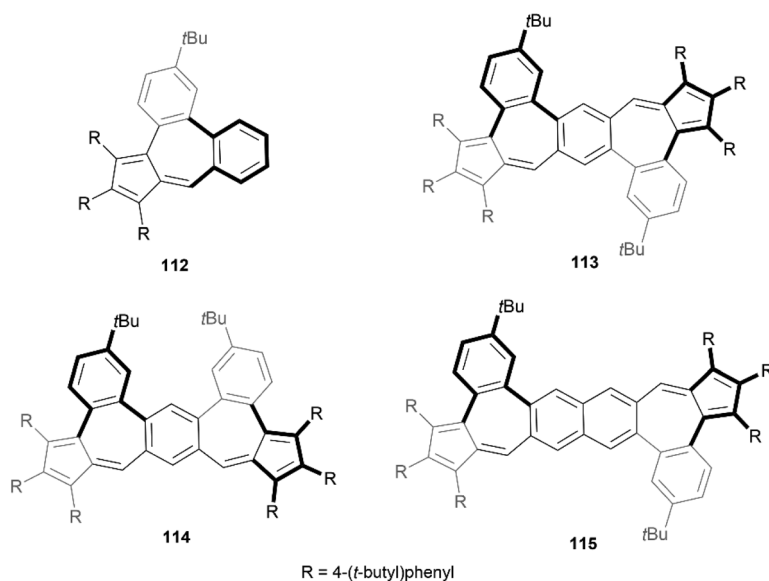


Fig. 19 Helically twisted structures **112**, **113**, **114**, and **115** synthesized by Liu and coworkers.



within a graphitic structure. These irregularities can cause unique geometric effects, and often are able to induce saddle- or bowl-shaped chirality in otherwise flat structures.

In 2018, Siegel and coworkers synthesized a small series of indeno-fused corannulene structures, intended to show how different fusion arrangements would affect the properties and overall structure (Scheme 21).¹⁰⁷ The derivatives of precursor **108** (where X = Cl or F) were prepared through a Suzuki coupling of 1,6-dibromo-2,5-dimethylcorannulene with the appropriately halogenated phenyl boronic acid. Treatment of F-**108** with silyl cation produced a mixture of **109**, **110**, and **111** with small or trace yields, but similar treatment of Cl-**108** resulted in formation of only **109** and **110**, in higher yields, but no **111** appeared to form. Structure **111**, the only chiral structure of the three, was able to be resolved into enantiomers by chiral

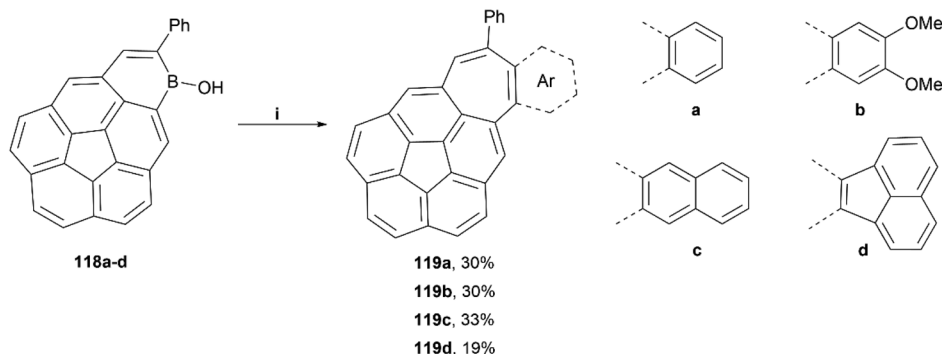
HPLC, and its bowl-to-bowl inversion barrier was estimated to be approximately 26 kcal mol⁻¹ at 62 °C, with a half-life of approximately 2 hours at a similar temperature.

Recently, Liu and coworkers reported a method for the formation of azulene units in PAH systems through dehydration condensation of aryl-substituted cyclopentadienes and *ortho*-haloaryl aldehydes, followed by palladium-catalyzed C–H cross-coupling.¹⁰⁸ This process facilitated the creation of four nonalternant pentacene and hexacene isomers, which exhibited unique optical properties (Fig. 19). Single-crystal X-ray analysis of three of the four structures (**112**, **113**, and **114**), and optimized calculations for **115**, confirmed that the interaction between the 6-7-6 membered rings creates a helically twisted bay region, shifting two sides of the seven-membered ring out of the plane in opposite directions to reduce steric strain.

In 2021, Fei *et al.* published the synthesis of three 7-5-7 “defective” nanographenes, two of which were found to be chiral (Fig. 20).¹⁰⁹ These two structures adopted different geometries (saddle-shaped, dual saddle-shaped), and were found to exhibit closed-shell antiaromatic behavior, leading to high air-stability as compared to similar more open-shell, unstable 5–7 ring structures. Single crystals of **116** and **117** were grown and their structures and geometries were unambiguously determined by X-ray single crystal analysis. Compound **116** adopts a nearly flat geometry, with one of the seven-membered rings shifting the adjacent ring out of the plane with a dihedral angle of 21.9°, while the other seven-membered ring remains planar, and the *M* and *P* enantiomers were observed to exist together in the crystal structure in a 1:1 ratio. Compound **117** adopts a more saddle-shaped geometry, where steric interactions from the neighboring benzene rings shift the heptagonal rings out of the plane with dihedral angles of 21.6° and 20.4°, and the enantiomeric pairs arrange into a columnar pattern with interplanar spacing of as low as 3.28 Å. DFT calculations of **116** indicate that the structure can go through an *M*- to -*P* conversion through a flat transition state, with a very low free activation barrier of 3.08 kcal mol⁻¹, indicating that the product exists as a racemic mixture and separation is unlikely at room temperature. A similar conclusion was drawn for **117**, where the isomerization barrier was calcu-



Fig. 20 Chiral nanographenes **116** and **117** synthesized by Fei and coworkers.



Scheme 22 Synthesis of expanded corannulene-type compounds **119a-d**; (i) **118** (1.0 equiv.), dibromoarene (2.0 equiv.), [Pd₂(dba)₃]:CHCl₃ (0.05 equiv.), P(^tBu)₃·HBF₄ (0.11 equiv.), Cs₂CO₃ (3.3 equiv.), H₂O (40 equiv.), ^tAmOH, 100 °C, 42 h.



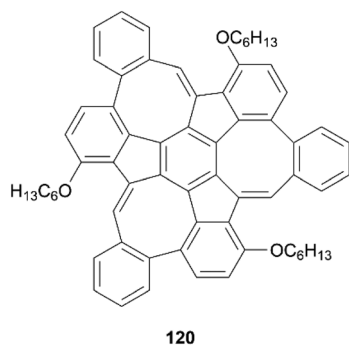


Fig. 21 Monkey-saddle-shaped nanographene **120** synthesized by Mastalerz and coworkers.

lated as $2.69 \text{ kcal mol}^{-1}$, also very low and indicative of an inability to separate the enantiomers.

The Würthner group published a general synthetic method for the preparation of irregular structures containing both bowl and saddle-like curvatures, through the use of hydroboration, electrophilic borylation, dehydrogenation and $[5 + 2]$ annulation methodologies.¹¹⁰ These structures generally contain both a five-membered ring and a seven-membered ring, causing unique geometric warping of the system. A scope of four structures were successfully prepared by this method in low-to-moderate yields (19–33%), and all were thoroughly characterized (Scheme 22). Crystals of **119c** were obtained by sublimation, and the twisted structure could be unambiguously confirmed, with a positive curvature on the corannulene and a negatively curved seven-membered ring. The bowl of **119c** was observed to be 0.76 Å deep, shallower than that of corannulene with a bowl depth of 0.87 Å .

In 2019, the Mastalerz group reported a three-step synthesis of a unique monkey-saddle-shaped nanographene, based around an irregular structure containing three five-membered rings and three eight-membered rings (Fig. 21).¹¹¹ The curvature of **120** was unambiguously confirmed by X-ray analysis, and enantiomers were resolved *via* chiral HPLC separation. The enantiomers were calculated to have high degrees of stereochemical stability, with a notably high inversion barrier of approximately 24 kcal mol^{-1} , and a half-life of one day at room temperature ($t_{1/2} = 23 \pm 1 \text{ h}$). This group has made a variety of other contorted and chiral compounds based around irregular nanographene structures.^{112–114}

Conclusions

The field of chiral nanographene preparation has certainly been widely explored, but new advances are still frequently being made to introduce new structures with unique applications and properties. One particular area that still needs further work is in the development of enantioselective synthetic methods to prepare nanographene materials. Altering commonly used synthetic methods, or even developing entirely new ones, in order to prepare enantiopure or enantioenriched

chiral nanographenes poses an intriguing challenge to be explored within the community. Several broad classes of chiral nanographenes, such as twistacenes, expanded helicenes, π -extended helicenes, multiple helicenes, imide-based nanographenes, heterohelicenes, and irregular nanographenes, are areas of study with their own unique challenges and properties. Their inherent nonplanar structures introduce a variety of altered properties, such as crystal packing, light polarizing, and emission/absorbance abilities, and the diversity of these structures allows for great opportunities to fine-tune their properties and allow for application in many areas of organic- and nanoelectronics.

Conflicts of interest

There are no conflicts to declare.

Acknowledgements

The authors acknowledge support from the U.S. Department of Energy, Office of Science, Office of Basic Energy Sciences, under Award Number DE-SC0022178.

References

- 1 L. Chen, Y. Hernandez, X. Feng and K. Müllen, From Nanographene and Graphene Nanoribbons to Graphene Sheets: Chemical Synthesis, *Angew. Chem., Int. Ed.*, 2012, **51**, 7640–7654.
- 2 A. Narita, X.-Y. Wang, X. Feng and K. Müllen, New advances in nanographene chemistry, *Chem. Soc. Rev.*, 2015, **44**, 6616–6643.
- 3 E. Clar and J. F. Stephen, The synthesis of 1 : 2, 3 : 4, 5 : 6, 7 : 8, 9 : 10, 11 : 12-hexabenzocoronene, *Tetrahedron*, 1965, **21**, 467–470.
- 4 E. Clar and W. Schmidt, Localised vs delocalised molecular orbitals in aromatic hydrocarbons, *Tetrahedron*, 1979, **35**, 2673–2680.
- 5 R. Scholl, C. Seer and R. Weitzenböck, Perylen, ein hoch kondensierter aromatischer Kohlenwasserstoff $\text{C}_{20}\text{H}_{12}$, *Ber. Dtsch. Chem. Ges.*, 1910, **43**, 2202–2209.
- 6 R. Scholl and C. Seer, Abspaltung aromatisch gebundenen Wasserstoffes unter Verknüpfung aromatischer Kerne durch Aluminiumchlorid, 6. Mitteilung: Versuche mit Phenol-äthern und mit Diphenyl-methan, *Ber. Dtsch. Chem. Ges. (A and B)*, 1922, **55**, 330–341.
- 7 Y. Morita, S. Suzuki, K. Sato and T. Takui, Synthetic organic spin chemistry for structurally well-defined open-shell graphene fragments, *Nat. Chem.*, 2011, **3**, 197–204.
- 8 W. Pisula, X. Feng and K. Müllen, Charge-Carrier Transporting Graphene-Type Molecules, *Chem. Mater.*, 2011, **23**, 554–567.



- 9 K. K. Baldridge and J. S. Siegel, Of Graphs and Graphenes: Molecular Design and Chemical Studies of Aromatic Compounds, *Angew. Chem., Int. Ed.*, 2013, **52**, 5436–5438.
- 10 M. Ball, Y. Zhong, Y. Wu, C. Schenck, F. Ng, M. Steigerwald, S. Xiao and C. Nuckolls, Contorted Polycyclic Aromatics, *Acc. Chem. Res.*, 2015, **48**, 267–276.
- 11 K. M. Magiera, V. Aryal and W. A. Chalifoux, Alkyne benzannulations in the preparation of contorted nanographenes, *Org. Biomol. Chem.*, 2020, **18**, 2372–2386.
- 12 A. V. Gulevskaya and D. I. Tonkoglazova, Alkyne-Based Syntheses of Carbo- and Heterohelicenes, *Adv. Synth. Catal.*, 2022, **364**, 2502–2539.
- 13 Y. Zhang, S. H. Pun and Q. Miao, The Scholl Reaction as a Powerful Tool for Synthesis of Curved Polycyclic Aromatics, *Chem. Rev.*, 2022, **122**, 14554–14593.
- 14 M. Rickhaus, M. Mayor and M. Juriček, Chirality in curved polyaromatic systems, *Chem. Soc. Rev.*, 2017, **46**, 1643–1660.
- 15 J. R. Brandt, F. Salerno and M. J. Fuchter, The added value of small-molecule chirality in technological applications, *Nat. Rev. Chem.*, 2017, **1**, 0045.
- 16 J. M. Fernández-García, P. J. Evans, S. Filippone, M. Á. Herranz and N. Martín, Chiral Molecular Carbon Nanostructures, *Acc. Chem. Res.*, 2019, **52**, 1565–1574.
- 17 M. Rickhaus, M. Mayor and M. Juriček, Strain-induced helical chirality in polyaromatic systems, *Chem. Soc. Rev.*, 2016, **45**, 1542–1556.
- 18 R. A. Pascal, Twisted Acenes, *Chem. Rev.*, 2006, **106**, 4809–4819.
- 19 A. Nitti, G. Preda and D. Pasini, in *Chiral Building Blocks in Asymmetric Synthesis*, 2022, pp. 551–582.
- 20 J. Lu, D. M. Ho, N. J. Vogelaar, C. M. Kraml, S. Bernhard, N. Byrne, L. R. Kim and R. A. Pascal, Synthesis, Structure, and Resolution of Exceptionally Twisted Pentacenes, *J. Am. Chem. Soc.*, 2006, **128**, 17043–17050.
- 21 R. G. Clevenger, B. Kumar, E. M. Menuet and K. V. Kilway, Synthesis and Structure of a Longitudinally Twisted Hexacene, *Chem. – Eur. J.*, 2018, **24**, 3113–3116.
- 22 R. S. Walters, C. M. Kraml, N. Byrne, D. M. Ho, Q. Qin, F. J. Coughlin, S. Bernhard and R. A. Pascal, Configurationally Stable Longitudinally Twisted Polycyclic Aromatic Compounds, *J. Am. Chem. Soc.*, 2008, **130**, 16435–16441.
- 23 X. Geng, J. T. Mague, J. P. Donahue and R. A. Pascal, Hairpin Furans and Giant Biaryls, *J. Org. Chem.*, 2016, **81**, 3838–3847.
- 24 W. Yang, G. Longhi, S. Abbate, A. Lucotti, M. Tommasini, C. Villani, V. J. Catalano, A. O. Lykhin, S. A. Varganov and W. A. Chalifoux, Chiral Peropyrene: Synthesis, Structure, and Properties, *J. Am. Chem. Soc.*, 2017, **139**, 13102–13109.
- 25 M. S. Newman and D. Lednicer, The Synthesis and Resolution of Hexahelicene1, *J. Am. Chem. Soc.*, 1956, **78**, 4765–4770.
- 26 L. Liu and T. J. Katz, Simple preparation of a helical quinone, *Tetrahedron Lett.*, 1990, **31**, 3983–3986.
- 27 W. H. Laarhoven and W. J. C. Prinsen, Carbohelicenes and heterohelicenes, *Top. Curr. Chem.*, 1984, **125**, 63–130.
- 28 R. H. Martin, The Helicenes, *Angew. Chem., Int. Ed. Engl.*, 1974, **13**, 649–660.
- 29 W.-L. Zhao, M. Li, H.-Y. Lu and C.-F. Chen, Advances in helicene derivatives with circularly polarized luminescence, *Chem. Commun.*, 2019, **55**, 13793–13803.
- 30 M. Jakubec and J. Storch, Recent Advances in Functionalizations of Helicene Backbone, *J. Org. Chem.*, 2020, **85**, 13415–13428.
- 31 Y. Shen and C.-F. Chen, Helicenes: Synthesis and Applications, *Chem. Rev.*, 2012, **112**, 1463–1535.
- 32 T. Mori, Chiroptical properties of symmetric double, triple, and multiple helicenes, *Chem. Rev.*, 2021, **121**, 2373–2412.
- 33 J. Storch, J. Žádný, V. Církva, M. Jakubec, J. Hrbáč and J. Vacek, in *Helicenes*, 2022, pp. 1–52.
- 34 A. Urbano, Recent Developments in the Synthesis of Helicene-Like Molecules, *Angew. Chem., Int. Ed.*, 2003, **42**, 3986–3989.
- 35 C. Li, Y. Yang and Q. Miao, Recent Progress in Chemistry of Multiple Helicenes, *Chem. – Asian J.*, 2018, **13**, 884–894.
- 36 K. Kato, Y. Segawa and K. Itami, Symmetric Multiple Carbohelicenes, *Synlett*, 2019, **30**, 370–377.
- 37 F. Pop, N. Zigon and N. Avarvari, Main-Group-Based Electro- and Photoactive Chiral Materials, *Chem. Rev.*, 2019, **119**, 8435–8478.
- 38 K. Dhbaibi, L. Favereau and J. Crassous, Enantioenriched Helicenes and Helicenoids Containing Main-Group Elements (B, Si, N, P), *Chem. Rev.*, 2019, **119**, 8846–8953.
- 39 G. R. Kiel, S. C. Patel, P. W. Smith, D. S. Levine and T. D. Tilley, Expanded Helicenes: A General Synthetic Strategy and Remarkable Supramolecular and Solid-State Behavior, *J. Am. Chem. Soc.*, 2017, **139**, 18456–18459.
- 40 S. Kezuka, S. Tanaka, T. Ohe, Y. Nakaya and R. Takeuchi, Iridium Complex-Catalyzed [2 + 2 + 2] Cycloaddition of α,ω -Diynes with Monoynes and Monoenes, *J. Org. Chem.*, 2006, **71**, 543–552.
- 41 G. R. Kiel, K. L. Bay, A. E. Samkian, N. J. Schuster, J. B. Lin, R. C. Handford, C. Nuckolls, K. N. Houk and T. D. Tilley, Expanded Helicenes as Synthons for Chiral Macrocyclic Nanocarbons, *J. Am. Chem. Soc.*, 2020, **142**, 11084–11091.
- 42 K. Fujise, E. Tsurumaki, G. Fukuhara, N. Hara, Y. Imai and S. Toyota, Multiple Fused Anthracenes as Helical Polycyclic Aromatic Hydrocarbon Motif for Chiroptical Performance Enhancement, *Chem. – Asian J.*, 2020, **15**, 2456–2461.
- 43 K. Morioka, K. Wakamatsu, E. Tsurumaki and S. Toyota, Synthesis, Structures, and Properties of Helically Fused Anthraquinones with Unusually Close Carbonyl-Carbonyl Contacts, *Chem. – Eur. J.*, 2022, **28**, e202103694.
- 44 W. Fan, T. Matsuno, Y. Han, X. Wang, Q. Zhou, H. Isobe and J. Wu, Synthesis and Chiral Resolution of Twisted Carbon Nanobelts, *J. Am. Chem. Soc.*, 2021, **143**, 15924–15929.



- 45 G.-F. Huo, T. M. Fukunaga, X. Hou, Y. Han, W. Fan, S. Wu, H. Isobe and J. Wu, Facile Synthesis and Chiral Resolution of Expanded Helicenes with up to 35 cata-Fused Benzene Rings, *Angew. Chem., Int. Ed.*, 2023, **135**, e202218090.
- 46 M. Krzeszewski, H. Ito and K. Itami, Infinitene: A Helically Twisted Figure-Eight [12]Circulene Topoisomer, *J. Am. Chem. Soc.*, 2022, **144**, 862–871.
- 47 M. J. Fuchter, M. Weimar, X. Yang, D. K. Judge and A. J. P. White, An unusual oxidative rearrangement of [7]-helicene, *Tetrahedron Lett.*, 2012, **53**, 1108–1111.
- 48 Y. Nakakuki, T. Hirose and K. Matsuda, Synthesis of a Helical Analogue of Kekulene: A Flexible π -Expanded Helicene with Large Helical Diameter Acting as a Soft Molecular Spring, *J. Am. Chem. Soc.*, 2018, **140**, 15461–15469.
- 49 W. Yang, R. R. Kazemi, N. Karunathilake, V. J. Catalano, M. A. Alpuche-Aviles and W. A. Chalifoux, Expanding the scope of peropyrenes and teropyrenes through a facile InCl₃-catalyzed multifold alkyne benzannulation, *Org. Chem. Front.*, 2018, **5**, 2288–2295.
- 50 R. Bam, W. Yang, G. Longhi, S. Abbate, A. Lucotti, M. Tommasini, R. Franzini, C. Villani, V. J. Catalano, M. M. Olmstead and W. A. Chalifoux, Four-Fold Alkyne Benzannulation: Synthesis, Properties, and Structure of Pyreno[a]pyrene-Based Helicene Hybrids, *Org. Lett.*, 2019, **21**, 8652–8656.
- 51 P. Sitaula, R. J. Malone, G. Longhi, S. Abbate, E. Gualtieri, A. Lucotti, M. Tommasini, R. Franzini, C. Villani, V. J. Catalano and W. A. Chalifoux, π -Extended Helical Nanographenes: Synthesis and Photophysical Properties of Naphtho[1,2-a]pyrenes, *ChemRxiv*, 2020, DOI: [10.26434/chemrxiv.12931703.v1](https://doi.org/10.26434/chemrxiv.12931703.v1).
- 52 P. Ravat, T. Šolomek, P. Ribar and M. Juriček, Biradicaloid with a Twist: Lowering the Singlet-Triplet Gap, *Synlett*, 2016, **27**, 1613–1617.
- 53 P. Ravat, T. Šolomek, D. Häussinger, O. Blacque and M. Juriček, Dimethylcethrene: A Chiroptical Diradicaloid Photoswitch, *J. Am. Chem. Soc.*, 2018, **140**, 10839–10847.
- 54 D. Čavlović, D. Häussinger, O. Blacque, P. Ravat and M. Juriček, Nonacethrene Unchained: A Cascade to Chiral Contorted Conjugated Hydrocarbon with Two sp³-Defects, *JACS Au*, 2022, **2**, 1616–1626.
- 55 I. G. Stará and I. Starý, Helically Chiral Aromatics: The Synthesis of Helicenes by [2 + 2 + 2] Cycloisomerization of π -Electron Systems, *Acc. Chem. Res.*, 2020, **53**, 144–158.
- 56 M. Buchta, J. Rybáček, A. Jančařík, A. A. Kudale, M. Buděšínský, J. V. Chocholoušová, J. Vacek, L. Bednářová, I. Císařová, G. J. Bodwell, I. Starý and I. G. Stará, Chimerical Pyrene-Based [7]Helicenes as Twisted Polycondensed Aromatics, *Chem. – Eur. J.*, 2015, **21**, 8910–8917.
- 57 F. Morita, J. Nogami, A. J. Araujo Dias, S. Kinoshita, Y. Nagashima and K. Tanaka, Regiodivergent Synthesis and π -Stacking-Induced Chiral Self-Recognition of Hexabenzocoronene-Based [6]Helicenes, *Eur. J. Org. Chem.*, 2022, e202200690.
- 58 V. Pelliccioli, F. Cardano, G. Renno, F. Vasile, C. Graiff, G. Mazzeo, A. Fin, G. Longhi, S. Abbate, A. Rosetti, C. Villani, G. Viscardi, E. Licandro and S. Cauteruccio, Synthesis, Stereochemical and Photophysical Properties of Functionalized Thiahelicenes, *Catalysts*, 2022, **12**, 366.
- 59 M. Baudillon, T. Cauchy, N. Vanthuyne, N. Avarvari and F. Pop, Configurationally stable dithia[7]helicene and dithia-quasi[8]circulene fused dithiolones, *Org. Chem. Front.*, 2022, **9**, 4260–4270.
- 60 R. J. Malone, J. Spengler, R. A. Carmichael, K. Ngo, F. Würthner and W. A. Chalifoux, Synthesis and Properties of Achiral and Chiral Dipyrenoheteroles and Related Compounds, *Org. Lett.*, 2023, **25**, 226–230.
- 61 T. Hatakeyama, S. Hashimoto, T. Oba and M. Nakamura, Azaboradibenzo[6]helicene: Carrier Inversion Induced by Helical Homochirality, *J. Am. Chem. Soc.*, 2012, **134**, 19600–19603.
- 62 T. Hartung, R. Machleid, M. Simon, C. Golz and M. Alcarazo, Enantioselective Synthesis of 1,12-Disubstituted [4]Helicenes, *Angew. Chem., Int. Ed.*, 2020, **59**, 5660–5664.
- 63 L. D. M. Nicholls, M. Marx, T. Hartung, E. González-Fernández, C. Golz and M. Alcarazo, TADDOL-Derived Cationic Phosphonites: Toward an Effective Enantioselective Synthesis of [6]Helicenes via Au-Catalyzed Alkyne Hydroarylation, *ACS Catal.*, 2018, **8**, 6079–6085.
- 64 P. Redero, T. Hartung, J. Zhang, L. D. M. Nicholls, G. Zichen, M. Simon, C. Golz and M. Alcarazo, Enantioselective Synthesis of 1-Aryl Benzo[5]helicenes Using BINOL-Derived Cationic Phosphonites as Ancillary Ligands, *Angew. Chem., Int. Ed.*, 2020, **59**, 23527–23531.
- 65 J. Zhang, M. Simon, C. Golz and M. Alcarazo, Gold-Catalyzed Atroposelective Synthesis of 1,1'-Binaphthalene-2,3'-diols, *Angew. Chem., Int. Ed.*, 2020, **59**, 5647–5650.
- 66 V. Pelliccioli, T. Hartung, M. Simon, C. Golz, E. Licandro, S. Cauteruccio and M. Alcarazo, Enantioselective Synthesis of Dithia[5]helicenes and their Postsynthetic Functionalization to Access Dithia[9]helicenes, *Angew. Chem., Int. Ed.*, 2022, **61**, e202114577.
- 67 F. Chen, W. Gu, A. Saeki, M. Melle-Franco and A. Mateo-Alonso, A Sterically Congested Nitrogenated Benzodipentaphene with a Double π -Expanded Helicene Structure, *Org. Lett.*, 2020, **22**, 3706–3711.
- 68 D. I. Tonkoglavova, A. V. Gulevskaya, K. A. Chistyakov and O. I. Askalepova, Synthesis, crystal structures and properties of carbazole-based [6]helicenes fused with an azine ring, *Beilstein J. Org. Chem.*, 2021, **17**, 11–21.
- 69 Z. Xie and F. Würthner, Perylene Bisimides with Rigid 2,2'-Biphenol Bridges at Bay Area as Conjugated Chiral Platforms, *Org. Lett.*, 2010, **12**, 3204–3207.
- 70 F. Würthner, Z. Chen, F. J. M. Hoebe, P. Osswald, C.-C. You, P. Jonkheijm, J. v. Herrikhuyzen, A. P. H. J. Schenning, P. P. A. M. van der Schoot,



- E. W. Meijer, E. H. A. Beckers, S. C. J. Meskers and R. A. J. Janssen, Supramolecular p–n-Heterojunctions by Co-Self-Organization of Oligo(p-phenylene Vinylene) and Perylene Bisimide Dyes, *J. Am. Chem. Soc.*, 2004, **126**, 10611–10618.
- 71 C. Lütke Eversloh, Z. Liu, B. Müller, M. Stangl, C. Li and K. Müllen, Core-extended terrylene tetracarboxydiimide: Synthesis and chiroptical characterization, *Org. Lett.*, 2011, **13**, 5528–5531.
- 72 F. Saal and P. Ravat, Imide-Functionalized Helical PAHs: A Step towards New Chiral Functional Materials, *Synlett*, 2021, **32**, 1879–1890.
- 73 J. Li, P. Li, M. Fan, X. Zheng, J. Guan and M. Yin, Chirality of Perylene Diimides: Design Strategies and Applications, *Angew. Chem., Int. Ed.*, 2022, **61**, e202202532.
- 74 L. Zhang, S. Chen, J. Jiang, X. Dong, Y. Cai, H.-J. Zhang, J. Lin and Y.-B. Jiang, C- and S-Shaped Perylene Diimide Heterohelices: Modular Synthesis and Spiral-Stair-Like π -Stacking, *Org. Lett.*, 2022, **24**, 3179–3183.
- 75 D. Meng, G. Liu, C. Xiao, Y. Shi, L. Zhang, L. Jiang, K. K. Baldridge, Y. Li, J. S. Siegel and Z. Wang, Corannulene Pentapetales, *J. Am. Chem. Soc.*, 2019, **141**, 5402–5408.
- 76 G. Liu, Y. Liu, C. Zhao, Y. Li, Z. Wang and H. Tian, Stereoselective Chiral Molecular Carbon Imides Featuring 12-Fold [5]helicenes Around Four Cores, *Angew. Chem., Int. Ed.*, 2023, **62**, e202214769.
- 77 D. Meng, H. Fu, C. Xiao, X. Meng, T. Winands, W. Ma, W. Wei, B. Fan, L. Huo, N. L. Doltsinis, Y. Li, Y. Sun and Z. Wang, Three-Bladed Rylene Propellers with Three-Dimensional Network Assembly for Organic Electronics, *J. Am. Chem. Soc.*, 2016, **138**, 10184–10190.
- 78 M. Żyła-Karwowska, H. Zhylitskaya, J. Cybińska, T. Lis, P. J. Chmielewski and M. Stepień, An Electron-Deficient Azacoronene Obtained by Radial π Extension, *Angew. Chem., Int. Ed.*, 2016, **55**, 14658–14662.
- 79 M. Navakouski, H. Zhylitskaya, P. J. Chmielewski, T. Lis, J. Cybińska and M. Stepień, Stereocontrolled Synthesis of Chiral Heteroaromatic Propellers with Small Optical Bandgaps, *Angew. Chem., Int. Ed.*, 2019, **58**, 4929–4933.
- 80 B. Liu, M. Böckmann, W. Jiang, N. L. Doltsinis and Z. Wang, Perylene Diimide-Embedded Double [8] Helicenes, *J. Am. Chem. Soc.*, 2020, **142**, 7092–7099.
- 81 C. Schaack, A. M. Evans, F. Ng, M. L. Steigerwald and C. Nuckolls, High-Performance Organic Electronic Materials by Contorting Perylene Diimides, *J. Am. Chem. Soc.*, 2022, **144**, 42–51.
- 82 X. Xiao, S. K. Pedersen, D. Aranda, J. Yang, R. A. Wiscons, M. Pittelkow, M. L. Steigerwald, F. Santoro, N. J. Schuster and C. Nuckolls, Chirality Amplified: Long, Discrete Helicene Nanoribbons, *J. Am. Chem. Soc.*, 2021, **143**, 983–991.
- 83 P. Osswald and F. Würthner, Effects of Bay Substituents on the Racemization Barriers of Perylene Bisimides: Resolution of Atropo-Enantiomers, *J. Am. Chem. Soc.*, 2007, **129**, 14319–14326.
- 84 L. Zhang, I. Song, J. Ahn, M. Han, M. Linares, M. Surin, H.-J. Zhang, J. H. Oh and J. Lin, π -Extended perylene diimide double-heterohelices as ambipolar organic semiconductors for broadband circularly polarized light detection, *Nat. Commun.*, 2021, **12**, 142.
- 85 B. Mahlmeister, R. Renner, O. Anhalt, M. Stolte and F. Würthner, Axially chiral bay-tetraarylated perylene bisimide dyes as non-fullerene acceptors in organic solar cells, *J. Mater. Chem. C*, 2022, **10**, 2581–2591.
- 86 R. Renner, B. Mahlmeister, O. Anhalt, M. Stolte and F. Würthner, Chiral Perylene Bisimide Dyes by Interlocked Arene Substituents in the Bay Area, *Chem. – Eur. J.*, 2021, **27**, 11997–12006.
- 87 B. Mahlmeister, M. Mahl, H. Reichelt, K. Shoyama, M. Stolte and F. Würthner, Helically Twisted Nanoribbons Based on Emissive Near-Infrared Responsive Quaterylene Bisimides, *J. Am. Chem. Soc.*, 2022, **144**, 10507–10514.
- 88 I. V. Alabugin and E. Gonzalez-Rodriguez, Alkyne Origami: Folding Oligoalkynes into Polyaromatics, *Acc. Chem. Res.*, 2018, **51**, 1206–1219.
- 89 K. Pati, G. dos Passos Gomes, T. Harris, A. Hughes, H. Phan, T. Banerjee, K. Hanson and I. V. Alabugin, Traceless Directing Groups in Radical Cascades: From Oligoalkynes to Fused Helicenes without Tethered Initiators, *J. Am. Chem. Soc.*, 2015, **137**, 1165–1180.
- 90 J. K. Li, X. Y. Chen, Y. L. Guo, X. C. Wang, A. C. H. Sue, X. Y. Cao and X. Y. Wang, B,N-Embedded Double Hetero [7]helicenes with Strong Chiroptical Responses in the Visible Light Region, *J. Am. Chem. Soc.*, 2021, **143**, 17958–17963.
- 91 W. Zheng, T. Ikai, K. Oki and E. Yashima, Consecutively fused single-, double-, and triple-expanded helicenes, *Nat. Sci.*, 2022, **2**, e20210047.
- 92 S. H. Pun, K. M. Cheung, D. Yang, H. Chen, Y. Wang, S. V. Kershaw and Q. Miao, A Near-Infrared Absorbing and Emissive Quadruple Helicene Enabled by the Scholl Reaction of Perylene, *Angew. Chem., Int. Ed.*, 2022, **61**, e202113203.
- 93 T. Ikai, S. Yamakawa, N. Suzuki and E. Yashima, One-Step Simultaneous Synthesis of Circularly Polarized Luminescent Multiple Helicenes Using a Chrysene Framework, *Chem. – Asian J.*, 2021, **16**, 769–774.
- 94 J. Hu, Q. Xiang, J. Xu, Z. Xu, G. Chen and Z. Sun, Stable and twisted 5,6:12,13-dinaphthozethrene from angular π -extension, *Chem. Commun.*, 2021, **57**, 9712–9715.
- 95 T. Hosokawa, Y. Takahashi, T. Matsushima, S. Watanabe, S. Kikkawa, I. Azumaya, A. Tsurusaki and K. Kamikawa, Synthesis, Structures, and Properties of Hexapole Helicenes: Assembling Six [5]Helicene Substructures into Highly Twisted Aromatic Systems, *J. Am. Chem. Soc.*, 2017, **139**, 18512–18521.
- 96 V. Berezhnaia, M. Roy, N. Vanthuyne, M. Villa, J.-V. Naubron, J. Rodriguez, Y. Coquerel and M. Gingras, Chiral Nanographene Propeller Embedding Six Enantiomerically Stable [5]Helicene Units, *J. Am. Chem. Soc.*, 2017, **139**, 18508–18511.



- 97 F. Zhang, E. Michail, F. Saal, A. M. Krause and P. Ravat, Stereospecific Synthesis and Photophysical Properties of Propeller-Shaped C₉₀H₄₈ PAH, *Chem. – Eur. J.*, 2019, **25**, 16241–16245.
- 98 Y. Nakai, T. Mori and Y. Inoue, Theoretical and Experimental Studies on Circular Dichroism of Carbo[n] helicenes, *J. Phys. Chem. A*, 2012, **116**, 7372–7385.
- 99 R. Yamano, Y. Shibata and K. Tanaka, Synthesis of Single and Double Dibenzohelicenes by Rhodium-Catalyzed Intramolecular [2 + 2 + 2] and [2 + 1 + 2 + 1] Cycloaddition, *Chem. – Eur. J.*, 2018, **24**, 6364–6370.
- 100 Y. Hu, X.-Y. Wang, P.-X. Peng, X.-C. Wang, X.-Y. Cao, X. Feng, K. Müllen and A. Narita, Benzo-Fused Double [7] Carbohelicene: Synthesis, Structures, and Physicochemical Properties, *Angew. Chem., Int. Ed.*, 2017, **56**, 3374–3378.
- 101 Y. Hu, G. M. Paternò, X. Y. Wang, X. C. Wang, M. Guizzardi, Q. Chen, D. Schollmeyer, X. Y. Cao, G. Cerullo, F. Scotognella, K. Müllen and A. Narita, π -Extended Pyrene-Fused Double [7]Carbohelicene as a Chiral Polycyclic Aromatic Hydrocarbon, *J. Am. Chem. Soc.*, 2019, **141**, 12797–12803.
- 102 J. Tan, X. Xu, J. Liu, S. Vasylevskyi, Z. Lin, R. Kabe, Y. Zou, K. Müllen, A. Narita and Y. Hu, Synthesis of a π -Extended Double [9]Helicene, *Angew. Chem., Int. Ed.*, 2023, **62**, e202218494.
- 103 Z. Sun, C. Yu, N. Zhang, L. Li, Y. Jiao, P. Thiruvengadam, D. Wu and F. Zhang, Divergent Synthesis of Double Heterohelicenes as Strong Chiral Double Hydrogen-Bonding Donors, *Org. Lett.*, 2022, **24**, 6670–6675.
- 104 A. Konishi and M. Yasuda, Breathing New Life into Nonalternant Hydrocarbon Chemistry: Syntheses and Properties of Polycyclic Hydrocarbons Containing Azulene, Pentalene, and Heptalene Frameworks, *Chem. Lett.*, 2021, **50**, 195–212.
- 105 Chaolumen, I. A. Stepek, K. E. Yamada, H. Ito and K. Itami, Construction of Heptagon-Containing Molecular Nanocarbons, *Angew. Chem., Int. Ed.*, 2021, **60**, 23508–23532.
- 106 S. H. Pun and Q. Miao, Toward Negatively Curved Carbons, *Acc. Chem. Res.*, 2018, **51**, 1630–1642.
- 107 S. Liu, L. M. Roch, O. Allemann, J. Xu, N. Vanthuyne, K. K. Baldrige and J. S. Siegel, 1,2,3- versus 1,2-Indeno Ring Fusions Influence Structure Property and Chirality of Corannulene Bowls, *J. Org. Chem.*, 2018, **83**, 3979–3986.
- 108 S. Wang, M. Tang, L. Wu, L. Bian, L. Jiang, J. Liu, Z.-B. Tang, Y. Liang and Z. Liu, Linear Nonalternant Isomers of Acenes Fusing Multiple Azulene Units, *Angew. Chem., Int. Ed.*, 2022, **61**, e202205658.
- 109 Y. Fei, Y. Fu, X. Bai, L. Du, Z. Li, H. Komber, K. H. Low, S. Zhou, D. L. Phillips, X. Feng and J. Liu, Defective Nanographenes Containing Seven-Five-Seven (7-5-7)-Membered Rings, *J. Am. Chem. Soc.*, 2021, **143**, 2353–2360.
- 110 M. Schnitzlein, C. Mützel, K. Shoyama, J. M. Farrell and F. Würthner, PAHs Containing both Heptagon and Pentagon: Corannulene Extension by [5 + 2] Annulation, *Eur. J. Org. Chem.*, 2022, **2022**, e202101273.
- 111 T. Kirschbaum, F. Rominger and M. Mastalerz, A Chiral Polycyclic Aromatic Hydrocarbon Monkey Saddle, *Angew. Chem.*, 2020, **132**, 276–280.
- 112 X. Yang, F. Rominger and M. Mastalerz, Contorted Polycyclic Aromatic Hydrocarbons with Two Embedded Azulene Units, *Angew. Chem., Int. Ed.*, 2019, **58**, 17577–17582.
- 113 T. Kirschbaum, F. Rominger and M. Mastalerz, Synthesis of a Benzotrisazulene via Trioxobenzotrisazulene, *Chem. – Eur. J.*, 2023, e202301470.
- 114 D. Popp, S. M. Elbert, C. Barwig, J. Petry, F. Rominger and M. Mastalerz, Palladium-Catalyzed Cyclization of a Pyryne Precursor to Higher Pyrenylenes, *Angew. Chem., Int. Ed.*, 2023, **62**, e202219277.

