

## IN THIS ISSUE

ISSN 0003-2654 CODEN ANALAO 148(21) 5293–5536 (2023)



### Cover

See Simon Maher *et al.*,  
pp. 5366–5379.

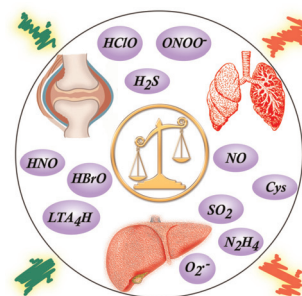
Image reproduced by  
permission of Simon Maher  
from *Analyst*,  
2023, **148**, 5366.

## MINIREVIEW

5303

### Small-molecule fluorescent probes for bioactive species in inflammatory disease: arthritis, pneumonia and hepatitis

Xiaolei Zhang, Fuyan Tang, Wei Shu, Dongpeng Li,  
Yuying Liu, Haibin Xiao,\* Jin Zhou\* and Ping Li\*

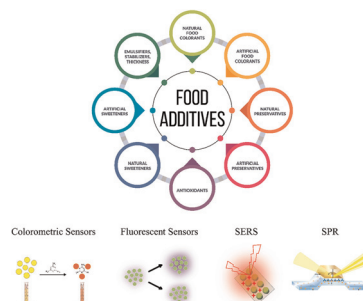


## CRITICAL REVIEWS

5322

### Recent advancements in nanomaterial based optical detection of food additives: a review

Sanjeev K. Bhardwaj, Akash Deep, Neha Bhardwaj\* and  
Nishima Wangoo\*



## Editorial Staff

### Executive Editor

Rebecca Garton

### Deputy Editor

Alice Smallwood

### Editorial Production Manager

Sarah Whitehouse

### Development Editor

Celeste Brady

### Publishing Editors

Gabriel Clarke, Derya Kara-Fisher,  
Emma Stephen, Ziva Whitelock

### Publishing Assistant

Andrea Whiteside

### Editorial Assistant

Leo Curtis

### Publisher

Jeanne Andres

For queries about submitted articles please contact Sarah Whitehouse, Editorial production manager, in the first instance. E-mail [analyst@rsc.org](mailto:analyst@rsc.org)

For pre-submission queries please contact Rebecca Garton, Executive editor. E-mail [analyst-rsc@rsc.org](mailto:analyst-rsc@rsc.org)

Analyst (electronic: ISSN 1364-5528) is published 24 times a year by the Royal Society of Chemistry, Thomas Graham House, Science Park, Milton Road, Cambridge, UK CB4 0WF.

All orders, with cheques made payable to the Royal Society of Chemistry, should be sent to the Royal Society of Chemistry Order Department, Royal Society of Chemistry, Thomas Graham House, Science Park, Milton Road, Cambridge, CB4 0WF, UK

Tel +44 (0)1223 432398; E-mail [orders@rsc.org](mailto:orders@rsc.org)

2023 Annual (electronic) subscription price: £2372; US\$4152. Customers in Canada will be subject to a surcharge to cover GST. Customers in the EU subscribing to the electronic version only will be charged VAT.

If you take an institutional subscription to any Royal Society of Chemistry journal you are entitled to free, site-wide web access to that journal. You can arrange access via Internet Protocol (IP) address at [www.rsc.org/ip](http://www.rsc.org/ip)

Customers should make payments by cheque in sterling payable on a UK clearing bank or in US dollars payable on a US clearing bank.

Whilst this material has been produced with all due care, the Royal Society of Chemistry cannot be held responsible or liable for its accuracy and completeness, nor for any consequences arising from any errors or the use of the information contained in this publication. The publication of advertisements does not constitute any endorsement by the Royal Society of Chemistry or Authors of any products advertised. The views and opinions advanced by contributors do not necessarily reflect those of the Royal Society of Chemistry which shall not be liable for any resulting loss or damage arising as a result of reliance upon this material. The Royal Society of Chemistry is a charity, registered in England and Wales, Number 207890, and a company incorporated in England by Royal Charter (Registered No. RC000524), registered office: Burlington House, Piccadilly, London W1J 0BA, UK, Telephone: +44 (0) 207 4378 6556.

### Advertisement sales:

Tel +44 (0) 1223 432246; Fax +44 (0) 1223 426017;

E-mail [advertising@rsc.org](mailto:advertising@rsc.org)

For marketing opportunities relating to this journal, contact [marketing@rsc.org](mailto:marketing@rsc.org)

# Analyst

rsc.li/analyst

The home of premier fundamental discoveries, inventions and applications in the analytical and bioanalytical sciences

## Editorial Board

### Editor-in-Chief

Norman Dovichi, University of Notre Dame, USA

### Associate Editors

Damien Arrigan, Curtin University, Australia  
Ryan Bailey, University of Michigan, USA  
Jaebum Choo, Chung-Ang University, South Korea

Karen Faulds, University of Strathclyde, UK  
Hideaki Hisamoto, Osaka Metropolitan University, Japan

Baohong Liu, Fudan University, China  
Nicole Pamme, Stockholm University, Sweden

Hua-Zhong Yu, Simon Fraser University, Canada  
Jun-Jie Zhu, Nanjing University, China

### Members

Susan Lunte, University of Kansas, USA

## Advisory Board

Matthew Baker, University of Central Lancashire, UK  
Paul W Bohn, University of Notre Dame, USA  
Claudia Conti, CNR, Italy  
R Graham Cooks, Purdue University, USA  
Jeffrey Dick, Purdue University, USA  
Volker K. Deckert, University of Jena, Germany  
Joshua Edel, Imperial College London, UK  
Qun Fang, Zhejiang University, China  
Facundo Fernandez, Georgia Institute of Technology, USA  
Roy Goodacre, University of Liverpool, UK  
Duncan Graham, University of Strathclyde, UK  
Robert T Kennedy, University of Michigan, USA

USA  
Kagan Kerman, University of Toronto, Canada  
Christine Kranz, Ulm University, Germany  
Annamalai Senthil Kumar, Vellore Institute of Technology University, India  
Xiujun Li, University of Texas at El Paso, USA  
Lanqun Mao, Institute of Chemistry, Chinese Academy of Sciences, China  
Maria Marin, University of East Anglia, UK  
Pavel Matousek, Rutherford Appleton Laboratory, UK  
Wei Min, Columbia University, USA  
Boris Mizaikoff, University of Ulm, Germany  
Prakash Chandra Mondal, Indian Institute of Technology Kanpur, India

Howbeer Muhamadali, University of Liverpool, UK  
Takeaki Ozawa, University of Tokyo, Japan  
Ashley Ross, University of Cincinnati, USA  
Muhammad Shiddiky, Griffith University, Australia  
Debbie Silvester, Curtin University, Australia  
Steven A. Soper, University of Kansas, USA  
Dana Spence, Michigan State University, USA  
Nick Stone, University of Exeter, UK  
Evan Williams, University of California, USA  
Chaoyong James Yang, Xiamen University, China  
Yilun Ying, Nanjing University, China

## Information for Authors

Full details on how to submit material for publication in Analyst are given in the Instructions for Authors (available from <http://www.rsc.org/authors>). Submissions should be made via the journal's homepage: [rsc.li/analyst](http://rsc.li/analyst)

Authors may reproduce/republish portions of their published contribution without seeking permission from the Royal Society of Chemistry, provided that any such republication is accompanied by an acknowledgement in the form: (Original Citation)–Reproduced by permission of the Royal Society of Chemistry.

This journal is © The Royal Society of Chemistry 2023.

Apart from fair dealing for the purposes of research or private study for non-commercial purposes, or criticism or review, as permitted

under the Copyright, Designs and Patents Act 1988 and the Copyright and Related Rights Regulation 2003, this publication may only be reproduced, stored or transmitted, in any form or by any means, with the prior permission in writing of the Publishers or in the case of reprographic reproduction in accordance with the terms of licences issued by the Copyright Licensing Agency in the UK. US copyright law is applicable to users in the USA.

© The paper used in this publication meets the requirements of ANSI/NISO Z39.48–1992 (Permanence of Paper).

Registered charity number: 207890

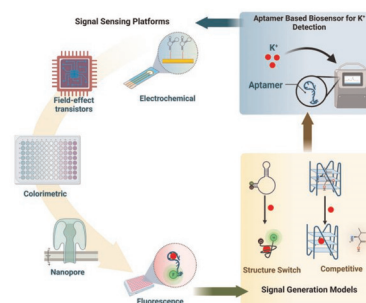


## CRITICAL REVIEWS

5340

## Recent advances in aptamer-based biosensors for potassium detection

Tengfang Zhang, Jiajia Liu, Linghao Zhang, Muhammad Irfan\* and Xin Su\*

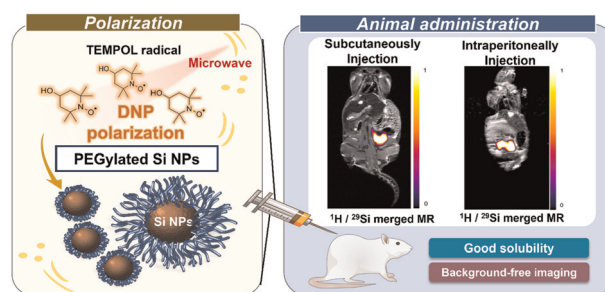


## COMMUNICATIONS

5355

Background free *in vivo*  $^{29}\text{Si}$  MR imaging with hyperpolarized PEGylated silicon nanoparticles

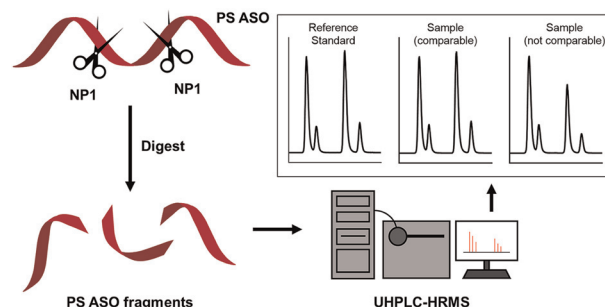
Seung-Hyun Yang, Jiwon Kim, Tae Geol Lee, Mirae Park, Hye Young Son, Chan Gyu Joo, Jeong Hyun Shim,\* Youngbok Lee\* and Yong-Min Huh\*



5361

## Establishing stereochemical comparability in phosphorothioate oligonucleotides with nuclease P1 digestion coupled with LCMS analysis

Zifan Li,\* Fei Tong, Li Xiao, Nicholas R. Larson, Xuan Zhou, Yueheng Zhang, Jonas P. Immel-Brown and George M. Bou-Assaf\*

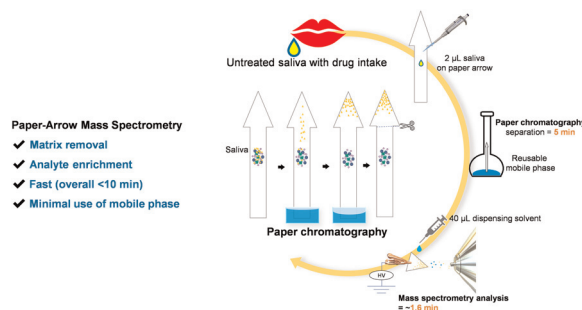


## PAPERS

5366

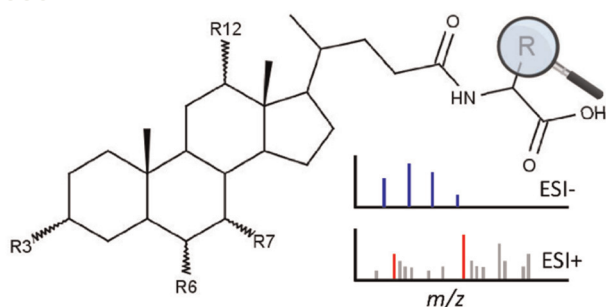
## Emergency diagnosis made easy: matrix removal and analyte enrichment from raw saliva using paper-arrow mass spectrometry

Yufeng Zhou, Tung-Ting Sham, Cedric Boisdon, Barry L. Smith, Joanne C. Blair, Daniel B. Hawcutt and Simon Maher\*



## PAPERS

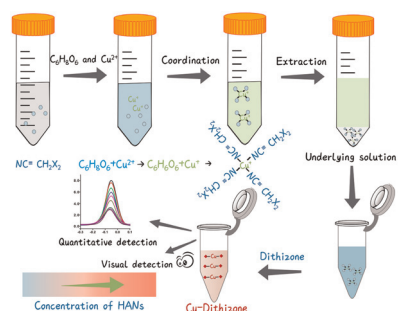
5380



### Integration of semi-empirical MS/MS library with characteristic features for the annotation of novel amino acid-conjugated bile acids

Yan Ma,\* Yang Cao, Xiaocui Song, Weichen Xu, Zichen Luo, Jinjun Shan and Jingjie Zhou

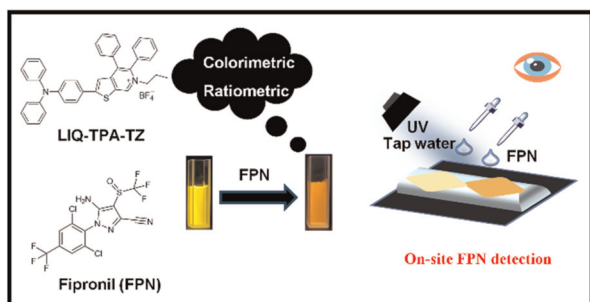
5390



### Rapid and visual detection of dichloroacetonitrile in water

Jiabao Zhong, Hangyan Zhang, Yina Cai, Xiuping Chen, Zhiyuan Fang\* and Dun Deng\*

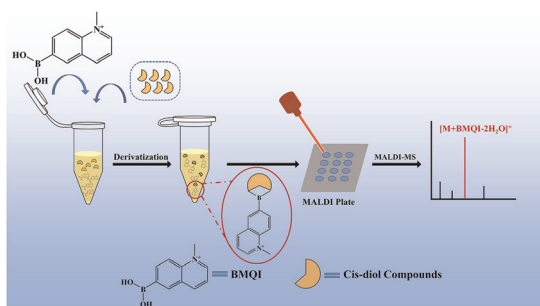
5395



### Colorimetric and ratiometric supramolecular AIE fluorescent probe for the on-site monitoring of fipronil

Junxu Ge, Li-Juan Wang, Xiu Pan, Chungu Zhang, Ming-Yu Wu\* and Shun Feng\*

5402



### A reactive matrix for *in situ* chemical derivatisation and specific detection of *cis*-diol compounds by matrix-assisted laser desorption/ionisation mass spectrometry

Jiajing Chen, Huan Huang, Dan Ouyang, Jiali Lin, Zhuling Chen, Zongwei Cai and Zian Lin\*

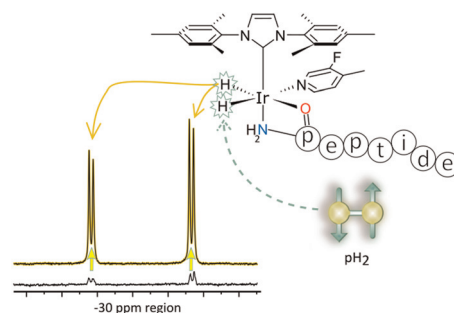


## PAPERS

5407

### Parahydrogen hyperpolarized NMR detection of underivatized short oligopeptides

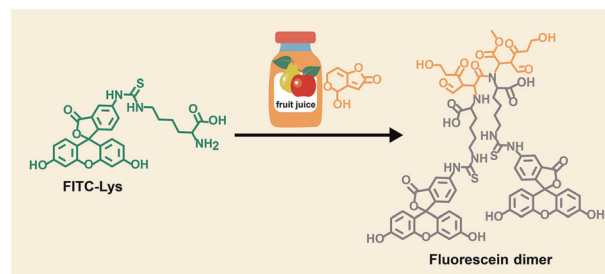
Nele Reimets, Kerti Ausmees, Sirje Vija, Aleksander Trummal, Merle Uudsemaa and Indrek Reile\*



5416

### Visualization detection of mycotoxin patulin in fruit juices by a small-molecule fluorescent probe

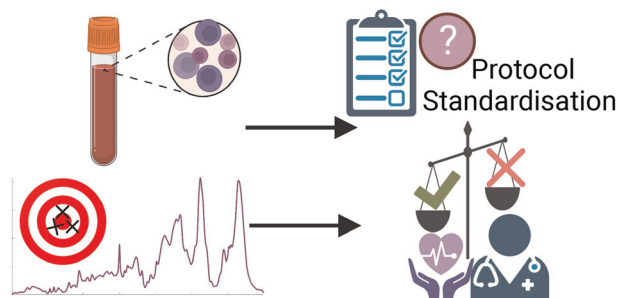
Rong Li, Zunpan She, Fang Zeng\* and Shuizhu Wu\*



5422

### Effect of pre-analytical variables on Raman and FTIR spectral content of lymphocytes

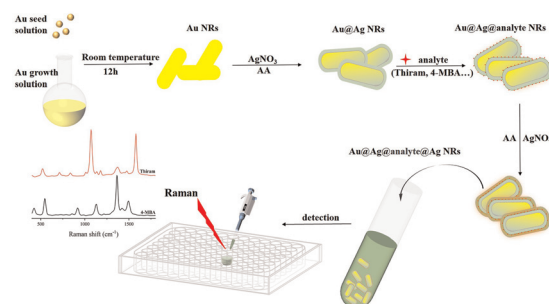
Jade F. Monaghan, Daniel Cullen, Claire Wynne, Fiona M. Lyng\* and Aidan D. Meade\*



5435

### Ultrasensitive detection of thiram based on surface-enhanced Raman scattering via Au@Ag@Ag core/shell/shell bimetallic nanorods

Yuqiu Wang, Shuchang Liu, Yongjun Hu,\* Cuicui Fu\* and Weiqiang Chen\*

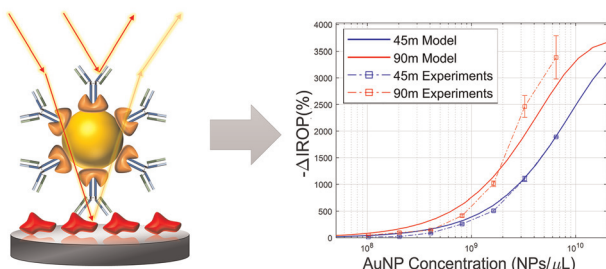




## PAPERS

5445

Interferometric Signal




### Developing an improved optical biosensing system based on gold nanoparticles acting as interferometric enhancers in Lactoferrin detection

L. G. Valle, B. Santamaría, A. Lavín, M. F. Laguna, L. Rodríguez-Lorenzo, B. Espiña and M. Holgado\*

5456

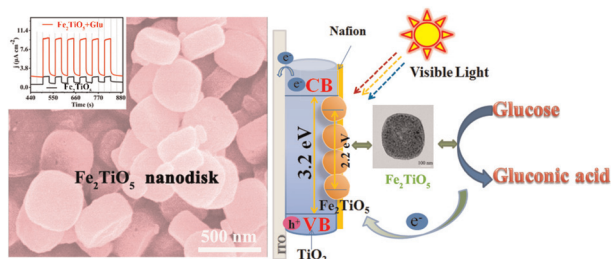
- 1- Image analysis to determine the RBC and Plasma boundary
- 2- Automatic actuation of the suitable siphon valve
- 3- High efficiency plasma separation



### Real-time monitoring and actuation of a hybrid siphon valve for hematocrit-independent plasma separation from whole blood

Reza Khodadadi, Esmail Pishbin,\* Manouchehr Eghbal and Karen Abrinia

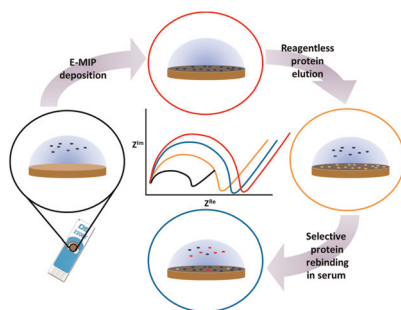
5469



### Synthesis of uniformly dispersed $\text{Fe}_2\text{TiO}_5$ nanodisks: a sensitive photoelectrochemical sensor for glucose monitoring in human blood serum

Wenbo Lu,\* Rui Zhang, Xue Zhang, Yufen Shi, Yupeng Wang and Huanhuan Shi\*

5476



### Rapid sub-nanomolar protein determination in serum using electropolymerized molecularly imprinted polymers (E-MIPs)

A. N. Stephen, S. R. Dennison, M. A. Holden and S. M. Reddy\*

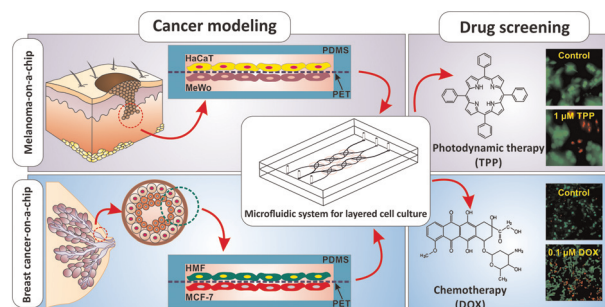


## PAPERS

5486

# A layered cancer-on-a-chip system for anticancer drug screening and disease modeling

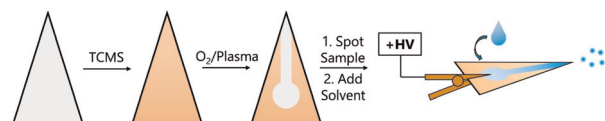
Magdalena Flont, Artur Dybko and Elżbieta Jastrzębska\*



5496

# Rapid fabrication of hydrophobic/hydrophilic patterns on paper substrates for paper spray mass spectrometry

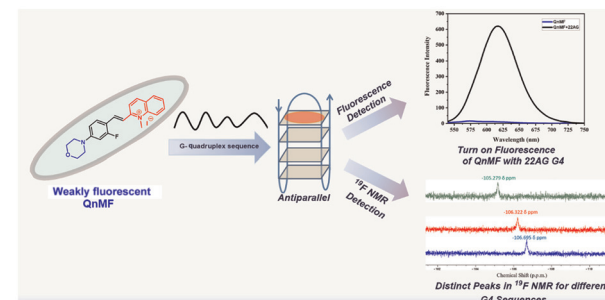
Austin Arias, Peyton E. Windham, Natalie A. Cheyne and William M. Gilliland, Jr.\*



5507

# Unique development of a new dual application probe for selective detection of antiparallel G-quadruplex sequences

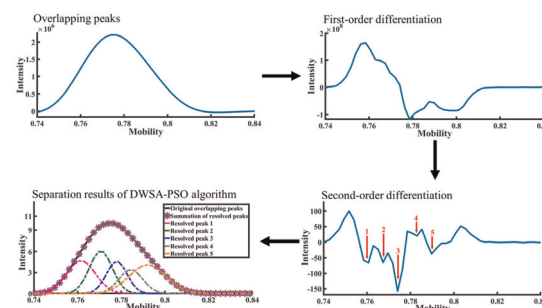
Vardhaman Babagond, Kariyappa Katagi,\* Anup Pandith, Mahesh Akki and Ashwini Jaggal



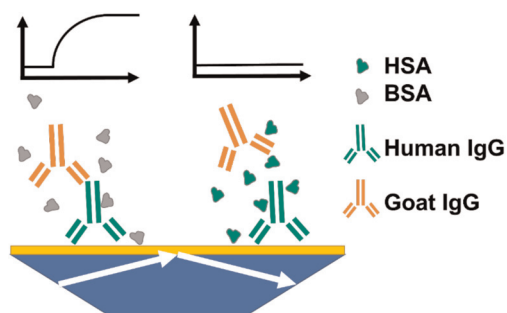
5514

# An improved algorithm for resolving overlapping peaks in ion mobility spectrometry and its application to the separation of glycan isomers

Xiangyang Hu, Junfei Zhou, Junhui Li, Wenqing Gao,\* Jun Zhou,\* Jiancheng Yu\* and Keqi Tang



5525



### Influence of bovine and human serum albumin on the binding kinetics of biomolecular interactions

Benjamin Charron, Alexandre Delorme, Caroline Dubois, Maryam Hojjat Jodaylami and Jean-Francois Masson\*

