

## PAPER

[View Article Online](#)  
[View Journal](#) | [View Issue](#)Cite this: *Org. Biomol. Chem.*, 2024, **22**, 5809

## Expedient, regioselective C–H chalcogenation of 3,4-dihydro-1,4-benzoxazines using a palladium–copper catalyst†

Ram Sunil Kumar Lalji,<sup>a,b</sup> Monika,<sup>a</sup> Mohit Gupta,<sup>a,c</sup> Sandeep Kumar,<sup>a</sup> Ray J. Butcher<sup>d</sup> and Brajendra Kumar Singh<sup>\*,a</sup>

The palladium-catalysed regioselective C–H chalcogenation of benzoxazines with disulfides and diselenides in air has been described. In this protocol, palladium acetate serves as the catalyst in conjunction with copper as an oxidizing agent. Through this approach, a wide array of sulfenylation and selenylation reactions of benzomorpholines have been effected, yielding results ranging from good to excellent. Thus, the established procedure demonstrates superb regioselectivity and a strong tolerance towards various functional groups and is suitable for gram-scale synthesis. Additionally, this synthetic approach offers a practical and convenient pathway for late-stage functionalization leading to the Rosenmund–von Braun reaction.

Received 31st March 2024,  
Accepted 24th June 2024  
DOI: 10.1039/d4ob00524d  
[rsc.li/obc](http://rsc.li/obc)

## Introduction

3,4-Dihydro-1,4-benzoxazines are important bioactive heterocyclic scaffolds found in many natural products and pharmaceutical agents.<sup>1</sup> 1,4-Benzoxazine derivatives are phosphatidylinositol 3-kinase (PI3K) inhibitors that effectively suppress the proliferation of malignant cells, making them useful therapeutic drugs for the treatment of cancer.<sup>2</sup> They also find application as intrinsic KDR activity inhibitors, exhibiting potent angiogenic effects (Fig. 1).<sup>3</sup>

These molecules have potential applications in the treatment of autoimmune disorders, inflammatory-neurodegenerative diseases, diabetes, asthma, and other life-threatening ailments.<sup>4</sup> Pyrimidinyl-benzoxazine compounds are effective at treating neurological and psychiatric conditions linked to glutamate dysfunction since they act as positive allosteric modulators of the metabotropic glutamate receptor (mGluR2).<sup>5</sup> Consequently, benzo[*b*][1,4]oxazines are identified as desirable moieties for the creation of drug-like molecules in drug development.<sup>6</sup> Benzoxazine moieties also find application in materials sciences.<sup>7</sup> Benzoxazine polymers are halogen-free, and they outperform epoxies in terms of flame resistance, elec-

trical properties, superior high temperature resistance and low water absorption values, making them useful for applications such as composites, coatings, adhesives, and encapsulants.<sup>8</sup> Owing to such known and potential benefits, the 3,4-dihydro-1,4-benzoxazine moiety has sparked a lot of interest among researchers.<sup>9</sup>

Furthermore, since the photo-physical and electrical properties of compounds are significantly changed by the introduction of sulfur or selenium into the framework of organic

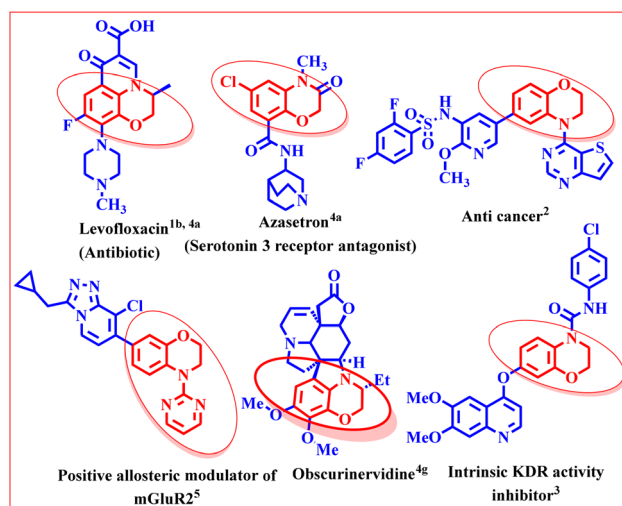


Fig. 1 1,4-Benzoxazines as constituents of significant bioactive moieties.

<sup>a</sup>Bio-Organic Research Laboratory, Department of Chemistry, University of Delhi, Delhi-110007, India. E-mail: [singhbk@chemistry.du.ac.in](mailto:singhbk@chemistry.du.ac.in)

<sup>b</sup>Department of Chemistry, Kirori Mal College, Delhi University, Delhi-110007, India

<sup>c</sup>Department of Chemistry, L.N.M.S. College, Birpur, Supaul, Bihar-854340, India

<sup>d</sup>Inorganic & Structural Chemistry, Howard University, Washington DC 20059, USA

† Electronic supplementary information (ESI) available. CCDC 2299902. For ESI and crystallographic data in CIF or other electronic format see DOI: <https://doi.org/10.1039/d4ob00524d>

molecules,<sup>10</sup> the development of effective catalytic methodologies for C–S and C–Se bond formation reactions has emerged as an intriguing research area. Apart from that, chalcogenation reactions have gained significance owing to the growing importance of organosulfur and organoselenium compounds in pharmaceutical and materials sciences.<sup>11</sup> Polyfunctionalised organosulfur motifs also play important roles in the field of photoelectric materials because of the higher resonance energy of the sulfur atom than other heteroatoms.<sup>12</sup> These are also explored as fluorescent probes, catalysts in organic synthesis and functional organic materials.<sup>13</sup> Considering the efficacy of the organo-chalcogenated products, it has been an *ad rem* for us to devise a methodology to introduce chalcogenides into benzoxazines. To accomplish this, we utilised the inherent directing abilities of the nitrogen atom in pyrimidine as a tool. The pyrimidine unit not only helped in the regioselective chalcogenation of the benzoxazine molecule but also enhanced its biological activity, as evident from the bioactivity of recent FDA-approved drugs.<sup>14</sup>

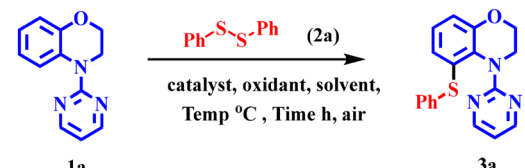
Among the different methodologies developed for the synthesis of chalcogenated molecules such as cross-coupling, intermolecular addition, intramolecular C–H functionalisation and intermolecular C–H functionalisation, the last one needs more attention due to it being less explored.<sup>15</sup> Many metals such as Cu, Co, Ni, Rh, Ru, *etc.* have been employed for affording chalcogenated products,<sup>16</sup> but palladium catalysis has become the most intriguing and effective method for producing value-added functionalized compounds.<sup>17</sup> Due to the strong coordination of sulfonylating agents with palladium catalytic species, the reaction is rendered ineffective, making palladium-catalysed chalcogenation reactions relatively less well-known than those catalysed by other metal catalysts.<sup>18</sup> Nevertheless, palladium-catalyzed C–S and C–Se bond formation is often desirable because it can successfully build structurally varied unsymmetrical aryl(alkyl) sulfides and selenides under mild conditions with excellent regioselectivity.<sup>19</sup>

Following the ground-breaking work on the direct sulfonylation of arene C–H bonds using diphenyl disulfide and thiophenol as coupling partners by Yu and co-workers, many groups have explored chalcogenation using different substrates and different chalcogenating partners.<sup>20</sup> However, these techniques are inefficient, have a limited range of substrate scope and require strong conditions for carrying out sulfonylation and selenylation reactions. Therefore, it is strongly warranted to develop a general and moderate protocol for the direct chalcogenation of arenes. In our quest to demonstrate our accomplishment in chalcogenation, we hereby report the sulfonylation and selenylation of 3,4-dihydro-2H-benzo[*b*][1,4]oxazine using a palladium catalyst. Although this moiety has many proven and potential benefits, it has been sparingly explored by the chemists for C–H activation. Very recently, our group has carried out the acetoxylation of the 3,4-dihydro-2H-benzo[*b*][1,4]oxazine moiety and apart from that Chen *et al.* have reported its hydroxylation.<sup>21</sup> To the best of our knowledge, there is no chalcogenation report available on this scaffold.

## Optimisation of reaction conditions

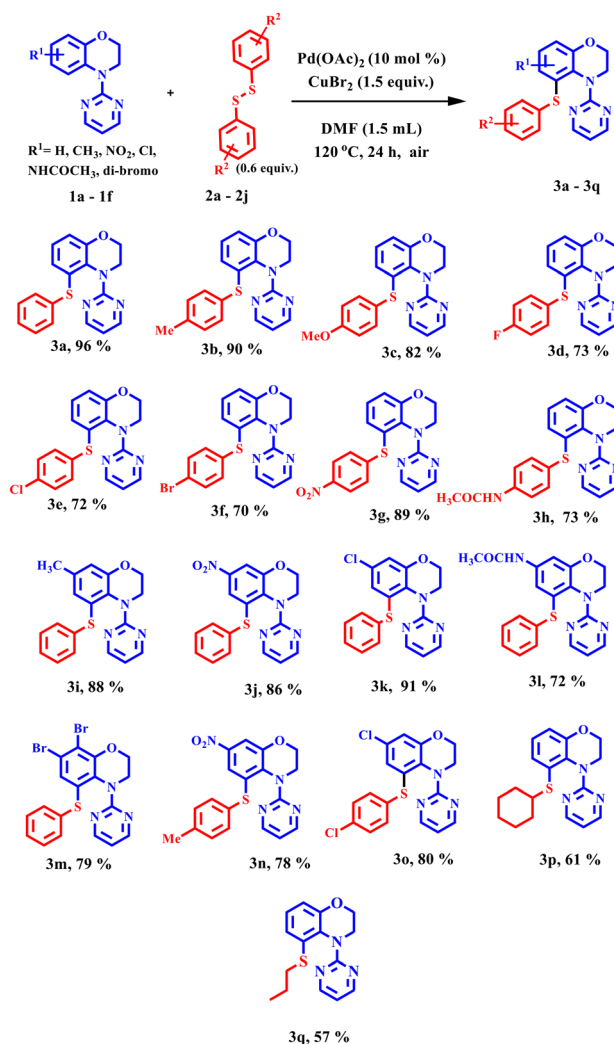
The optimisation reaction was carried out with 4-(pyrimidin-2-yl)-3,4-dihydro-2H-benzo[*b*][1,4]oxazine (**1a**) and diphenyl disulfide (**2a**) as chalcogenating partners using Pd(OAc)<sub>2</sub> in the presence of CuBr<sub>2</sub> as the oxidant and DMF as the solvent. At the outset, 4-(pyrimidin-2-yl)-3,4-dihydro-2H-benzo[*b*][1,4]oxazine (**1a**) and diphenyl disulfide (0.6 equiv.) (**2a**) were allowed to react with DMF at 140 °C in the presence of CuBr<sub>2</sub> (2 equiv.) as the oxidant and Pd(OAc)<sub>2</sub> (10 mol%) as the catalyst. After 24 h of reaction, the desired product 5-(phenylthio)-4-(pyrimidin-2-yl)-3,4-dihydro-2H-benzo[*b*][1,4]oxazine (**3a**) was obtained in 64% yield (Table 1, entry 1). Improvement in the product yield to 89% was obtained when the reaction was performed at a lower temperature of 120 °C (Table 1, entry 2). However, an inferior product yield was obtained when the reaction temperature was lowered further due to incomplete reaction (Table 1, entries 3 and 4). Inferior product yields were also obtained on changing the reaction solvent from DMF to

Table 1 Optimisation of the reaction conditions<sup>a</sup>

						
Sr. No.	Catalyst (10 mol%)	Oxidant (2 equiv.)	Solvent (1.5 mL)	Temp. (°C)	Time (h)	Yield <sup>b</sup> (%)
1.	Pd(OAc) <sub>2</sub>	CuBr <sub>2</sub>	DMF	140	24	64
2.	Pd(OAc) <sub>2</sub>	CuBr <sub>2</sub>	DMF	120	24	89
3.	Pd(OAc) <sub>2</sub>	CuBr <sub>2</sub>	DMF	110	24	86
4.	Pd(OAc) <sub>2</sub>	CuBr <sub>2</sub>	DMF	100	24	74
5.	Pd(OAc) <sub>2</sub>	CuBr <sub>2</sub>	Dioxane	120	24	52 <sup>c</sup>
6.	Pd(OAc) <sub>2</sub>	CuBr <sub>2</sub>	DMSO	120	24	48
7.	Pd(OAc) <sub>2</sub>	CuBr <sub>2</sub>	DMA	120	24	24
8.	Pd(OAc) <sub>2</sub>	CuBr <sub>2</sub>	H <sub>2</sub> O	120	24	47 <sup>c</sup>
9.	Pd(TFA) <sub>2</sub>	CuBr <sub>2</sub>	DMF	120	24	62
10.	PdCl <sub>2</sub>	CuBr <sub>2</sub>	DMF	120	24	44
11.	Pd(PPh <sub>3</sub> ) <sub>2</sub> Cl <sub>2</sub>	CuBr <sub>2</sub>	DMF	120	24	40
12.	Pd <sub>2</sub> (dba) <sub>3</sub>	CuBr <sub>2</sub>	DMF	120	24	52
13.	Pd(OAc) <sub>2</sub>	CuCl <sub>2</sub>	DMF	120	24	80
14.	Pd(OAc) <sub>2</sub>	Cu(OAc) <sub>2</sub>	DMF	120	24	49
15.	Pd(OAc) <sub>2</sub>	CuO	DMF	120	24	56
16.	Pd(OAc) <sub>2</sub>	CuBr <sub>2</sub>	DMF	120	12	69
17.	Pd(OAc) <sub>2</sub>	CuBr <sub>2</sub>	DMF	120	18	82
18.	Pd(OAc) <sub>2</sub>	CuBr <sub>2</sub>	DMF	120	30	90
19.	Pd(OAc) <sub>2</sub>	CuBr <sub>2</sub>	DMF	120	24	96 <sup>d</sup>
20.	Pd(OAc) <sub>2</sub>	CuBr <sub>2</sub>	DMF	120	24	80 <sup>e</sup>
21.	Pd(OAc) <sub>2</sub>	CuBr <sub>2</sub>	DMF	120	24	87 <sup>f</sup>
22.	Pd(OAc) <sub>2</sub>	CuBr <sub>2</sub>	DMF	120	24	83 <sup>g</sup>
23.	Pd(OAc) <sub>2</sub>	CuBr <sub>2</sub>	DMF	120	24	92 <sup>h</sup>
24.	—	CuBr <sub>2</sub>	DMF	120	24	NR
25.	Pd(OAc) <sub>2</sub>	—	DMF	120	24	Traces

<sup>a</sup> Reagents and conditions: 4-(pyrimidin-2-yl)-3,4-dihydro-2H-benzo[*b*][1,4]oxazine (**1a**) and diphenyl disulfide (0.6 equiv.) (**2a**), catalyst (10 mol%), and oxidant (2 equiv.) were stirred in DMF at 140 °C in open air. <sup>b</sup> Isolated yields. <sup>c</sup> Reaction was carried out in a sealed tube. <sup>d</sup> 1.5 equiv. of CuBr<sub>2</sub> was used. <sup>e</sup> 1 equiv. CuBr<sub>2</sub> was used. <sup>f</sup> 2.5 equiv. of CuBr<sub>2</sub> was used. <sup>g</sup> 5 mol% of Pd(OAc)<sub>2</sub> and 1.5 equiv. of CuBr<sub>2</sub> were used. <sup>h</sup> 15 mol% of Pd(OAc)<sub>2</sub> and 1.5 equiv. of CuBr<sub>2</sub> were used.

DMSO, DMA, and water (Table 1, entries 5–8). Even changing the catalyst to Pd(TFA)<sub>2</sub>, PdCl<sub>2</sub>, Pd(PPh<sub>3</sub>)Cl<sub>2</sub> and Pd<sub>2</sub>dba<sub>3</sub> did not have a beneficial effect on the outcome of this reaction (Table 1, entries 9–12). Moreover, changing the oxidant from CuBr<sub>2</sub> to CuCl<sub>2</sub> and Cu(OAc)<sub>2</sub> could not provide any improvement in the product yield. When screened with oxidants such as CuCl<sub>2</sub>, Cu(OAc)<sub>2</sub> and CuO, it provided 80%, 49% and 56% product yields, respectively (Table 1, entries 13–15). The decrease in the reaction time had a detrimental effect on the product yield (Table 1, entries 16–17) due to incomplete reactions. However, with the increased reaction time, the product yield improved marginally to 90% (Table 1, entry 18). The decrease in the catalyst loading decreased the product yield substantially to 83%, although the yield remained almost stagnant when the catalyst loading was increased further (Table 1, entries 22 and 23). To our surprise, when we lowered the oxidant loading to 1.5 equiv., the product yield improved to 96%; however, further reduction of the oxidant loading to 1 equiv. lowered the product yield, signifying the multiple roles of CuBr<sub>2</sub> in this reaction. Moreover, an increase in the oxidant loading is undesirable for this transformation (Table 1, entries 19–21). To establish the significance of the catalyst and the oxidant, blank experiments were carried out. The first experiment was performed in the absence of the catalyst Pd(OAc)<sub>2</sub>, where no product formation could be seen. On the other hand, when the reaction was carried out in the absence of the oxidant CuBr<sub>2</sub>, the product was observed in trace amounts (Table 1, entries 24 and 25). These experiments demonstrated the essential role of both in this transformation. Finally, the optimised conditions have been established as 4-(pyrimidin-2-yl)-3,4-dihydro-2H-benzo[b][1,4]oxazine, 0.6 equiv. of commercially available diphenyl disulfide, 10 mol% of Pd(OAc)<sub>2</sub>, and 1.5 equiv. of CuBr<sub>2</sub> in DMF as the solvent.



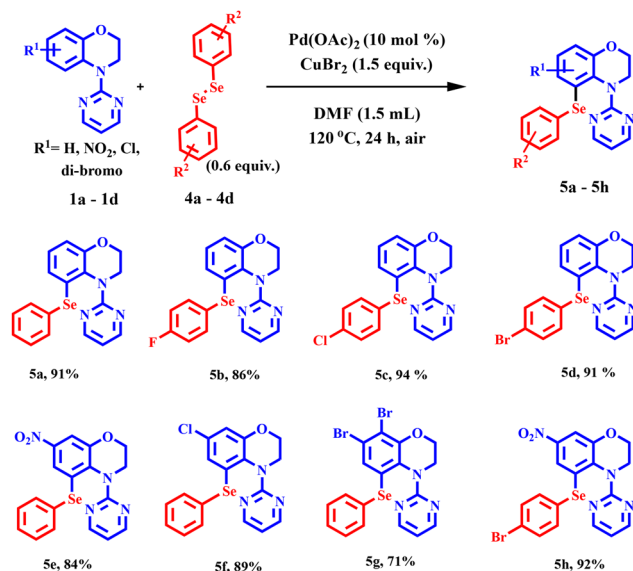
**Scheme 1** Scope of sulfenylation of 4-(pyrimidin-2-yl)-3,4-dihydro-2H-benzo[b][1,4]oxazines.

## Evaluation of substrate scope

With the optimised conditions in hand, an array of 4-(pyrimidin-2-yl)-3,4-dihydro-2H-benzo[b][1,4]oxazines were investigated for sulfenylation to assess the scope and generality of the reaction (Scheme 1). The reaction with unsubstituted substrates delivered the highest product yield of 96%. In general, the reactions were well tolerated with both electron-donating benzoxazines (–H, –CH<sub>3</sub>, and –NHCOCH<sub>3</sub>) and electron-withdrawing benzoxazines (halogens and –NO<sub>2</sub>) (Scheme 1, entries 3a, 3i, 3j, 3k, 3l, and 3m). Various differently substituted diaryl disulfides were subjected to this transformation. Regardless of their electronic character, all of them, for example, the electron-releasing diphenyl disulfides (–H, –OCH<sub>3</sub>, and –CH<sub>3</sub>) at *para*-positions, provided sulfenylated products in good to excellent yields (Scheme 1, entries 3a, 3b, and 3c). Although –CH<sub>3</sub> or –OCH<sub>3</sub> groups in the disulfides have a higher inductive effect than –H, the latter provided a better product yield, presumably due to steric reasons. Gratifyingly, the disulfides containing the electron-withdrawing –NO<sub>2</sub> and halides (–F, –Cl, and –Br) provided the sulfenylated products in moderate

to very good yields too (Scheme 1, entries 3d, 3e, 3f, and 3g). The sulfenylation of the 6,7-dibromo benzoxazine substrate delivered the product in 79% yield (Scheme 1, entry 3m). Interestingly, the acetamide group (–NHCOCH<sub>3</sub>) in the disulfide and that in the benzoxazine substrate afforded the products in good yield (Scheme 1, entries 3h and 3l). Aliphatic disulfides (cyclohexyl and *n*-propyl) were also well tolerated in the reaction and yielded the products in 61% and 57% yields, respectively (Scheme 1, entries 3p and 3q).

This protocol was further subjected to selenenylation under these newly developed optimised conditions. The unsubstituted benzoxazine and unsubstituted diphenyl diselenide gave 91% product yield (Scheme 2, entry 5a). The electron-withdrawing groups (–NO<sub>2</sub> and –Cl) at the 7-position of the benzomorpholine provided very good yields with diphenyl diselenide (Scheme 2, entries 5f and 5g). Interestingly, electron-withdrawing halogenated diphenyl diselenides (–F, –Cl, and –Br), too, provided the products in yields comparable to unsubstituted disulfide (Scheme 2, entries 5b, 5c, 5d, and 5a). A better product yield of



**Scheme 2** Scope of selenisation of 4-(pyrimidin-2-yl)-3,4-dihydro-2H-benzo[b][1,4]oxazines.

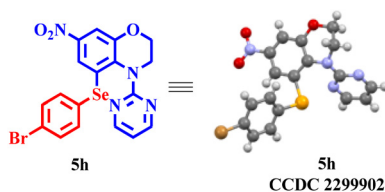
92% was obtained when the benzoxazine substrate having an electron-withdrawing  $-\text{NO}_2$  group at the 7-position was allowed to react with 4-bromophenyl diselenide (Scheme 2, entry **5h**). These results demonstrated the importance of this newly developed protocol. The selenylation and sulfonylation were thus well tolerated in this reaction. The structure of compound **5h** was also confirmed by crystallography (Fig. 2).

## Gram-scale synthesis

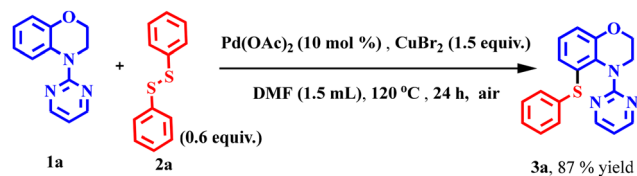
We conducted a gram-scale sulfonylation of 4-(pyrimidin-2-yl)-3,4-dihydro-2H-benzo[b][1,4]oxazine **1a** to illustrate the practicality of our developed methodology. Under the standard reaction conditions (Scheme 3), the reaction produced the desired sulfonylated product **3a** effectively at 87% yield, showcasing the industrial and real-time feasibility of the protocol.

## Late-stage functionalisation

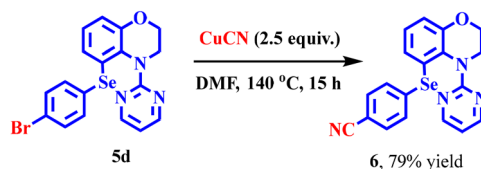
In order to explore late-stage functionalisation, compound **5d** was subjected to the Rosenmund–von Braun reaction<sup>22</sup> in the presence of  $\text{CuCN}$  and in DMF, producing compound **6** in 79% yield (Scheme 4).



**Fig. 2** Crystal structure of compound **5h**.



**Scheme 3** Gram-scale synthesis of **3a**.



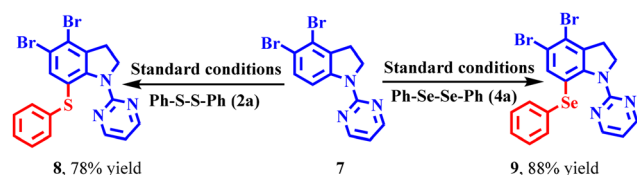
**Scheme 4** Rosenmund–von Braun reaction of **5d** via late-stage functionalisation.

## Synthetic utility

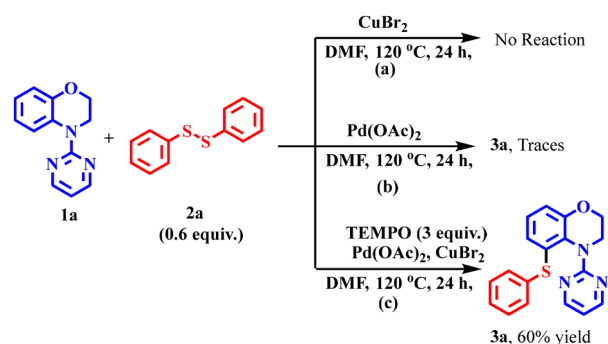
In order to prove the synthetic utility of the scheme, the chalcogenation protocol was attempted on the 1-(pyrimidin-2-yl) indoline derivative, a bioactive heterocyclic moiety **7**.<sup>20f</sup> We obtained the sulfonylated indoline **8** in 78% yield, while the selenated product **9** was obtained in 88% yield under the standard reaction conditions (Scheme 5).

## Control experiments

To gain insight into the mechanism of the reaction, some control reactions were performed (Scheme 6). First, the reac-



**Scheme 5** Scope of chalcogenation of 4,5-dibromo-1-(pyrimidin-2-yl) indoline.



**Scheme 6** Preliminary mechanistic investigations.

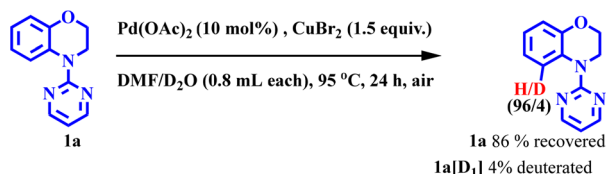


tion between **1a** and **2a** was performed in the absence of the catalyst  $\text{Pd}(\text{OAc})_2$ . No reaction occurred, indicating the indispensable role of the catalyst in this reaction (Scheme 6a). However, we got traces of the product **3a** when the reaction was carried out in the absence of the oxidant (Scheme 6b) under the standard conditions. However, the addition of TEMPO, a radical scavenger, under the standard conditions afforded 60% product yield, suggesting the non-involvement of free radicals during the reaction (Scheme 6c).

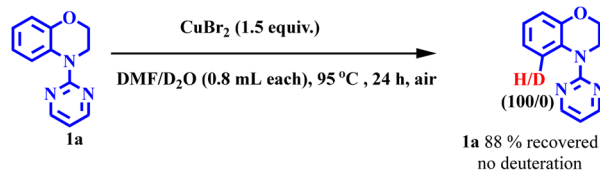
## H/D exchange and kinetic experiments

In order to investigate H/D scrambling, the reaction of **1a** was carried out under the standard conditions in the absence of **2a** and with equal volumes of DMF and  $\text{D}_2\text{O}$ . The reactant **1a** was recovered in 86% yield, albeit with 4% deuteration as **1a**[ $\text{D}_1$ ] (Scheme 7a). But when the reaction was carried out in the absence of the palladium catalyst, no deuteration was detected (Scheme 7b). These results indicate the reversibility of the C–H palladation step and there is no involvement of the disulfides in the cleavage of the C–H bond. Furthermore, intermolecular competition reactions between **1a** and **2b** and **2g** (*para*-tolyl and *para*-nitro diphenyl disulfides, respectively) in the same reaction vessel led to the formation of the respective products (**3b** and **3g**) in 55% and 45% yields, respectively, displaying a product yield ratio of 1.33 (Scheme 7c), indicating the non-involvement of the C–H activation step in the rate-determining step.<sup>23</sup>

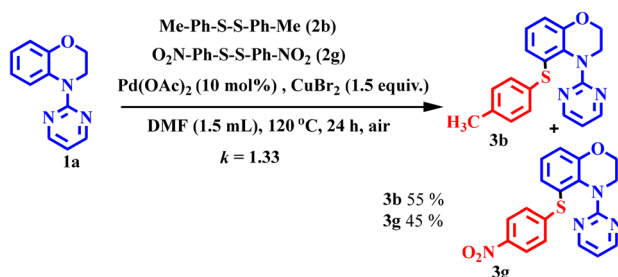
### (a) Reaction in the absence of **2a**



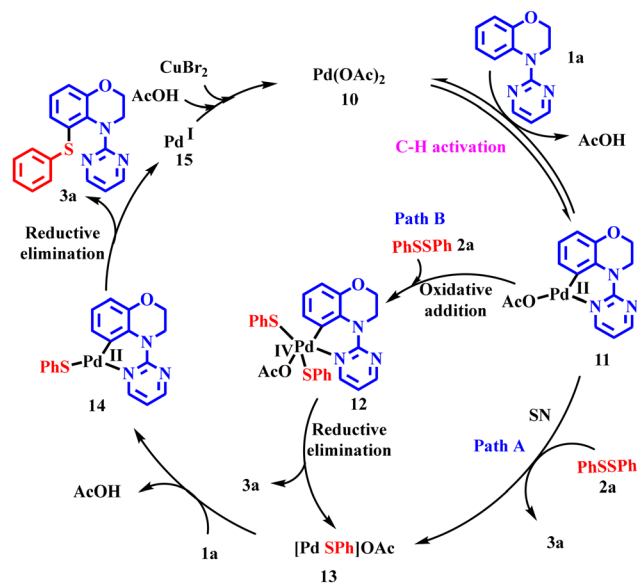
### (b) Reaction in the absence of both **2a** and $\text{Pd}(\text{OAc})_2$



### (c) Intermolecular competition reaction



Scheme 7 H/D exchange and kinetic experiment.



Scheme 8 Plausible reaction mechanism for regioselective chalcogenation.

## Plausible mechanism

Based upon these control experiments, kinetic studies, and the literature reports, we propose that the cycle begins with the formation of palladacycle **11**, wherein the palladium acetate **10** ligates with benzoxazine moiety **1a** (Scheme 8). This is a reversible reaction, selectively occurring at the *ortho*-position owing to the thermodynamic stability of the five-membered palladacycle intermediate **11**.<sup>15,19,24</sup> The intermediate further undergoes two pathways, one involving the nucleophilic substitution reaction with **2a** to give the product **3a**, and the second involving the oxidative addition of **2a** into the intermediate **11** to give high-valent palladium(IV) species **12**. The reductive elimination of **12** gives the product **3a** along with the palladium complex **13**. This complex **13** is further captured by another mole of the reactant **1a**, to give divalent palladium complex **14**. The reductive elimination of the latter leads to the product **3a**, and palladium(I) species **15** are generated, which are oxidised to the active species **10** and the cycle continues. Copper bromide may have played a dual role, acting as a Lewis acid to facilitate the oxidative addition of **2a** to intermediate **11** and/or acting as an oxidant to regenerate the palladium catalytic system **10**. This may be the plausible reason for the use of 1.5 equiv. of  $\text{CuBr}_2$  during the reaction.<sup>15,25</sup>

## Conclusion

In conclusion, we have reported herein the palladium-catalysed chalcogenation of benzoxazine derivatives with disulfides and diselenides. The chalcogenated compounds were obtained in good to excellent yields due to the nitrogen atom's metal-directing ability. The newly developed protocol was compatible

with a large number of diphenyl disulfides and diphenyl diselenides, exhibiting excellent substrate scope and high functional group tolerance. The chalcogenation of the dibromo-indoline derivative, a bioactive natural product, was successfully carried out using this established protocol. Furthermore, late-stage functionalisation with the help of the Rosenmund-von Braun reaction was executed and gram-scale synthesis had been successfully established using this protocol. All these regioselective products were formed *via* the five-membered, thermodynamically stable palladacycle.

## Data availability

The authors confirm that data supporting the findings of the study are available within the article and its ESI.† Crystallographic data for compound **5h** have been deposited at the CCDC under [CCDC 2299902] and can be obtained from <https://www.ccdc.cam.ac.uk/>.

## Conflicts of interest

There are no conflicts to declare.

## Acknowledgements

We express gratitude to the University of Delhi's IoE (Institute of Eminence) grant 2023-24 for providing financial assistance for this work. We also thank the University Science Instrumentation Centre (USIC), University of Delhi, for their instrumental facilities. Monika acknowledges the University of Delhi for granting her Research Fellowship, while Sandeep Kumar extends thanks to the University Grant Commission for awarding him a Senior Research Fellowship.

## References

- (a) X. Huang, Y. R. Zhang, X. S. Li, D. C. Xu and J. W. Xie, *Tetrahedron Lett.*, 2013, **54**, 5857; (b) B. Achari, S. B. Mandal, P. K. Dutta and C. Chowdhury, *Synlett*, 2004, 2449; (c) F. A. Macias, D. Marin, A. Oliveros-Bastidas and J. M. G. Molinillo, *Nat. Prod. Rep.*, 2009, **26**, 478.
- R. Kuang and J. Guo, *WO Patent Appl*, 2012, 136080.
- D. S. La, J. Belzile, J. V. Bready, A. Coxon, T. DeMelfi, N. Doerr, J. Estrada, J. C. Flynn, S. R. Flynn, R. F. Graceffa, S. P. Harriman, J. F. Larrow, A. M. Long, M. W. Martin, M. J. Morrison, V. F. Patel, P. M. Roveto, L. Wang, M. M. Weiss, D. A. Whittington, Y. Teffera, Z. Zhao, A. J. Polverino and J.-C. Harmange, *J. Med. Chem.*, 2008, **51**, 1695.
- (a) K. M. H. Nguyen, L. Schwendimann, P. Gressens and M. Largeron, *Org. Biomol. Chem.*, 2015, **13**, 3749; (b) D. H. Miles, K. O. Petrovna, S. Naser, S. S. Yurjevich, E. A. Goun and S. V. Michailovich, *US Patent*, 2003, 6649610; (c) H. Tsutsui, M. Hori, I. Watanabe, K. Harada, J. Maruo, T. Morita, H. Ohtaka and T. Yamamoto, *EP Patent Appl*, 1996, 719766; (d) G. R. Madhavan, J. Iqbal, D. Bhuniya, R. Chakrabarti and S. K. Das, *WO Patent Appl*, 2003, 03033481; (e) P. Hoelscher, R. Jautelat, H. Rehwinkel, S. Jaroch, D. Suelzle, M. Hillmann, G. A. Burton and F. M. McDonald, *WO Patent Appl*, 2001, 0181324; (f) G. A. Burton, H. Rehwinkel, S. Jaroch, P. Hoelscher, D. Suelzle, M. Hillmann and F. M. McDonald, *WO Patent Appl*, 2000, 0017173; (g) K. S. Brown and C. Djerassi, *J. Am. Chem. Soc.*, 1964, **86**, 2451.
- J. M. Cid-Nunez and A. A. Trabanco-Suarez, *U.S. Patent*, 2014, 8697689.
- B. S. Reddy, Y. V. Reddy, P. S. Lakshumma, G. Narasimhulu, J. S. Yadav, B. Sridhar, P. P. Reddy and A. C. Kunwar, *RSC Adv.*, 2012, **2**, 10661.
- (a) T. Takeichi and N. Furukawa, *Polymer Science: A Comprehensive Reference*, Elsevier, Amsterdam, 2012; (b) T. J. Dingemans, *Polymer Science: A Comprehensive Reference*, Elsevier, 2012.
- P. Campaner, D. D'Amico, L. Longo, C. Stifani, A. Tarzia and S. Tiburzio, Study of a cardanol-based benzoxazine as reactive diluent and toughening agent of conventional benzoxazines, *Handbook of Benzoxazine Resins*, Elsevier, 2011.
- Y. Liu and X. Chen, *Tetrahedron*, 2018, **74**, 3691.
- (a) E. J. Lenardão, C. Santi and L. Sancineto, *New Frontiers in Organoselenium Compounds*, Springer, Cham, 2018, pp. 157–183; (b) E. Regis, L. D. O. Aguiar, P. Tuzimoto, E. Girotto, T. E. Frizon, A. G. D. Bo, E. Zapp, R. Marra, H. Gallardo and A. A. Vieira, *Dyes Pigm.*, 2018, **157**, 109; (c) G. C. Hoover and D. S. Seferos, *Chem. Sci.*, 2019, **1**, 9182; (d) A. E. Baumann, D. A. Burns, B. Liu and V. S. Thoi, *Commun. Chem.*, 2019, **2**, 86.
- (a) W. Ma, Y. Zhou, Y. Wang, B. Li, T. Zheng, Z. Cheng and R. Mei, *Adv. Synth. Catal.*, 2022, **364**, 3544; (b) T. K. Vats, A. Mishra and I. Deb, *Adv. Synth. Catal.*, 2018, **360**, 2291; (c) X. Rui, Y. Zhu, R. Dai, C. Huang, C. Wang, D. Si and J. Liu, *Asian J. Org. Chem.*, 2021, **10**, 793.
- M. E. Cinar and T. Ozturk, *Chem. Rev.*, 2015, **115**, 3036.
- (a) S. Ortgies and A. Breder, *ACS Catal.*, 2017, **7**, 5828; (b) A. J. Kronemeijer, E. Gili, M. Shahid, J. Rivnay, A. Salleo, M. Heeney and H. Sirringhaus, *Adv. Mater.*, 2012, **24**, 1558; (c) S. Yang, J. Sun, P. He, X. Deng, Z. Wang, C. Hu, G. Ding and X. Xie, *Chem. Mater.*, 2015, **27**, 2004; (d) Z. Lou, P. Li and K. Han, *Acc. Chem. Res.*, 2015, **48**, 1358; (e) S. T. Manjare, Y. Kim and D. G. Churchill, *Acc. Chem. Res.*, 2014, **47**, 2985.
- (a) S. Prachayasittikul, R. Pingaew, A. Worachartcheewan, N. Sinthupoom, V. Prachayasittikul, S. Ruchirawat and V. Prachayasittikul, *Mini-Rev. Med. Chem.*, 2017, **17**, 869; (b) M. A. Chiacchio, D. Iannazzo, R. Romeo, S. V. Giofrè and L. Legnani, *Curr. Med. Chem.*, 2019, **26**, 7166; (c) M. Albratty and H. A. Alhazmi, *Arabian J. Chem.*, 2022, **15**, 103846; (d) J. Rayadurgam, S. Sana, M. Sasikumar and Q. Gu, *Org. Chem. Front.*, 2021, **8**, 384; (e) M. Burger, Z. J. Ni, S. Pecchi, G. Atallah, S. Bartulis, K. Frazier and X. Xin, *U.S. Patent*, 2012, 8217035; (f) D. Flubacher,

- P. Michel, M. C. Testa and R. Mose, *U.S. Patent*, 2016, 9452994; (g) J. V. Calienni, M. D. La Cruz, D. Flubacher, B. Gong, P. K. Kapa, P. H. Karpinski, H. Liu, P. Michel, R. Mose, M. C. Testa and L. M. Waykole, *E.P.*, 2016, 3040333 (A1).
- 15 R. Qiu, V. P. Reddy, T. Iwasaki and N. Kambe, *J. Org. Chem.*, 2015, **80**, 367.
- 16 Y. He, S. Hou and J. Hu, *Tetrahedron*, 2022, **103**, 132552.
- 17 (a) J. Tsuji, *Palladium reagents and catalysts: new perspectives for the 21st century*, John Wiley & Sons, 2006; (b) L.-N. Guo, X.-H. Duan and Y.-M. Liang, *Acc. Chem. Res.*, 2011, **44**, 111; (c) X.-F. Wu, H. Neumann and M. Beller, *Chem. Rev.*, 2013, **113**, 1; (d) J. Ye and S. Ma, *Acc. Chem. Res.*, 2014, **47**, 989; (e) G. Yin, X. Mu and G. Liu, *Acc. Chem. Res.*, 2016, **49**, 2413; (f) A. Düfert and D. B. Werz, *Chem. – Eur. J.*, 2016, **22**, 16718; (g) D. Wang, A. B. Weinstein, P. B. White and S. S. Stahl, *Chem. Rev.*, 2018, **118**, 2636.
- 18 C. Hedberg, K. S. Jessen, R. F. Hansson, M. Heuckendorff and H. H. Jensen, *Org. Lett.*, 2020, **22**, 7068.
- 19 J. Li, S. Yang, W. Wu and H. Jiang, *Org. Chem. Front.*, 2020, **7**, 1395.
- 20 (a) X. Chen, X. S. Hao, C. E. Goodhue and J. Q. Yu, *J. Am. Chem. Soc.*, 2006, **128**, 6790; (b) P. Saravanan and P. Anbarasan, *Org. Lett.*, 2014, **16**, 848; (c) M. Iwasaki, M. Iyanaga, Y. Tsuchiya, Y. Nishimura and Y. Nishihara, *Eur. J. Chem.*, 2014, **20**, 2459; (d) M. Iwasaki, W. Kaneshika, Y. Tsuchiya, K. Nakajima and Y. Nishihara, *J. Org. Chem.*, 2014, **79**, 11330; (e) Y. He, S. Hou and J. Hu, *Tetrahedron*, 2022, **103**, 132552; (f) P. Gandeepan, J. Koeller and L. Ackermann, *ACS Catal.*, 2016, **7**, 1030.
- 21 (a) M. Gupta, S. Kumar, P. Kumar, A. K. Singh, V. Bahadur and B. K. Singh, *ChemistrySelect*, 2019, **4**, 13992; (b) C. Chen, Y. Pan, H. Zhao, X. Xu, Z. Luo, L. Cao and L. Xu, *Org. Lett.*, 2018, **20**, 6799.
- 22 F. Koelsch and A. G. Whitney, *J. Org. Chem.*, 1941, **6**, 795.
- 23 (a) J. H. Chu, S. T. Chen, M. F. Chiang and M. J. Wu, *Organometallics*, 2015, **34**, 953; (b) E. M. Simmons and J. F. Hartwig, *Angew. Chem., Int. Ed.*, 2012, **51**, 3066.
- 24 I. P. Beletskaya and V. P. Ananikov, *Chem. Rev.*, 2022, **122**, 16110.
- 25 J. Liu, Z. Xue, Z. Zeng, Y. X. Chen and G. Chen, *Adv. Synth. Catal.*, 2016, **358**, 3694.