


Analytical Methods

rsc.li/methods

The Royal Society of Chemistry is the world's leading chemistry community. Through our high impact journals and publications we connect the world with the chemical sciences and invest the profits back into the chemistry community.

IN THIS ISSUE

ISSN 1759-9679 CODEN AMNECT 15(45) 6111–6310 (2023)



Cover

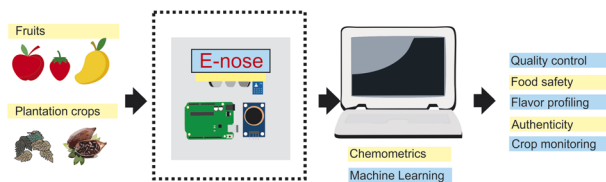
See Daiki Asakawa *et al.*, pp. 6150–6158. Image reproduced by permission of Daiki Asakawa from *Anal. Methods*, 2023, 15, 6150.

CRITICAL REVIEWS

6120

Low-cost electronic-nose (LC-e-nose) systems for the evaluation of plantation and fruit crops: recent advances and future trends

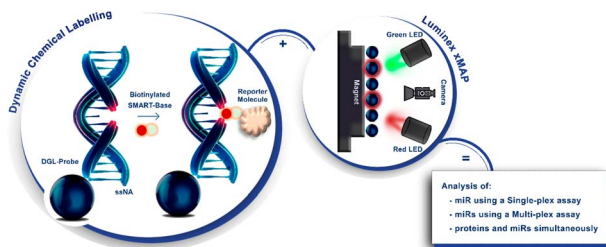
Marcus Vinicius da Silva Ferreira, Jose Lucena Barbosa Jr,^{*} Mohammed Kamruzzaman and Douglas Fernandes Barbin



6139

A comprehensive review of Dynamic Chemical Labelling on Luminex xMAP technology: a journey towards Drug-Induced Liver Injury testing

Antonio Marín-Romero and Salvatore Pernagallo^{*}



Editorial Staff

Executive Editor

Rebecca Garton

Deputy Editor

Alice Smallwood

Editorial Production Manager

Sarah Whitehouse

Development Editor

Celeste Brady

Publishing Editors

Gabriel Clarke, Derya Kara-Fisher,
Emma Stephen, Ziva Whitelock

Publishing Assistant

Andrea Whiteside

Editorial Assistant

Leo Curtis

Publisher

Jeanne Andres

For queries about submitted articles please contact Sarah Whitehouse, Editorial production manager, in the first instance. E-mail methods@rsc.org

For pre-submission queries please contact Rebecca Garton, Executive editor. E-mail methods-rsc@rsc.org

Analytical Methods (electronic: ISSN 1759-9679) is published 48 times a year by the Royal Society of Chemistry, Thomas Graham House, Science Park, Milton Road, Cambridge, UK CB4 0WF.

All orders, with cheques made payable to the Royal Society of Chemistry, should be sent to the Royal Society of Chemistry Order Department, Royal Society of Chemistry, Thomas Graham House, Science Park, Milton Road, Cambridge, CB4 0WF, UK

Tel +44 (0)1223 432398; E-mail orders@rsc.org

2023 Annual (electronic) subscription price: £2416; US\$4255. Customers in Canada will be subject to a surcharge to cover GST. Customers in the EU subscribing to the electronic version only will be charged VAT.

If you take an institutional subscription to any Royal Society of Chemistry journal you are entitled to free, site-wide web access to that journal. You can arrange access via Internet Protocol (IP) address at www.rsc.org/ip

Customers should make payments by cheque in sterling payable on a UK clearing bank or in US dollars payable on a US clearing bank.

Whilst this material has been produced with all due care, the Royal Society of Chemistry cannot be held responsible or liable for its accuracy and completeness, nor for any consequences arising from any errors or the use of the information contained in this publication. The publication of advertisements does not constitute any endorsement by the Royal Society of Chemistry or Authors of any products advertised. The views and opinions advanced by contributors do not necessarily reflect those of the Royal Society of Chemistry which shall not be liable for any resulting loss or damage arising as a result of reliance upon this material. The Royal Society of Chemistry is a charity, registered in England and Wales, Number 207890, and a company incorporated in England by Royal Charter (Registered No. RC000524), registered office: Burlington House, Piccadilly, London W1J 0BA, UK, Telephone: +44 (0) 207 4378 6556.

Advertisement sales:

Tel +44 (0) 1223 432246; Fax +44 (0) 1223 426017;

E-mail advertising@rsc.org

For marketing opportunities relating to this journal, contact marketing@rsc.org

Analytical Methods

rsc.li/methods

Early applications of new analytical methods with clear societal impact.

Editorial Board

Editor-in-Chief

Scott Martin, St. Louis University, USA

Juan García-Reyes, Jaén University, Spain
Tony Killard, University of the West of England, UK

Associate Editors

Jonas Bergquist, Uppsala University, Sweden
Wendell Coltro, Federal University of Goiás, Brazil

Zhen Liu, Nanjing University, China
Matthew Lockett, University of North Carolina at Chapel Hill, USA

Chao Lu, Beijing University of Chemical Technology, China

Fiona Regan, Dublin City University, Ireland
Michael Roper, Florida State University, USA
Jill Venton, University of Virginia, USA

Advisory Board

Jailson de Andrade, Federal University of Bahia, Brazil

Lane Baker, Indiana University, USA

Craig Banks, The Manchester Metropolitan University, UK

Emanuel Carrilho, University of São Paulo, Brazil

James Chapman, The University of Queensland, Australia

Yi Chen, Chinese Academy of Sciences, China

Christopher Easley, Auburn University, USA
Anthony Gachanja, Jomo Kenyatta University of Agriculture and Technology, Kenya

Amanda Hummon, Ohio State University, USA

Lauro Kubota, Instituto de Química, Brazil

Ally Lewis, University of York, UK
Juewen Liu, University of Waterloo, Canada

Susan Lunte, University of Kansas, USA
Jim Luong, Dow Chemical Canada ULC, Canada

Susheel Mittal, Thapar University, India
Antonio Molina-Díaz, University of Jaén, Spain

Koji Otsuka, Kyoto University, Japan
Brett Paull, University of Tasmania, Australia

Zachary Schultz, Ohio State University, USA
Guobao Xu, Changchun Institute of Applied Chemistry, China

Information for Authors

Full details on how to submit material for publication in Analytical Methods are given in the Instructions for Authors (available from <http://www.rsc.org/authors>). Submissions should be made via the journal's homepage: rsc.li/methods

Authors may reproduce/republish portions of their published contribution without seeking permission from the Royal Society of Chemistry, provided that any such republication is accompanied by an acknowledgement in the form: (Original Citation)–Reproduced by permission of the Royal Society of Chemistry.

This journal is © The Royal Society of Chemistry 2023.

Apart from fair dealing for the purposes of research or private study for non-commercial purposes, or criticism or review, as permitted under the Copyright, Designs and Patents Act 1988 and the Copyright and Related Rights Regulation 2003, this publication may only be reproduced, stored or transmitted, in any form or by any means, with the prior permission in writing of the Publishers or in the case of reprographic reproduction in accordance with the terms of licences issued by the Copyright Licensing Agency in the UK. US copyright law is applicable to users in the USA.

Registered charity number: 207890

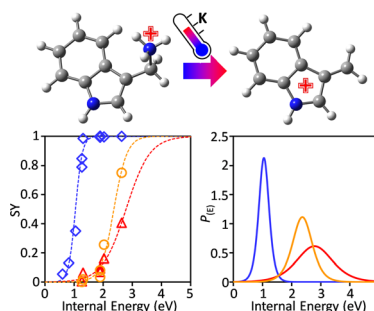


PAPERS

6150

Differences in the internal energies of ions in electrospray ionization mass spectrometers equipped with capillary–skimmer and capillary–RF lens interfaces

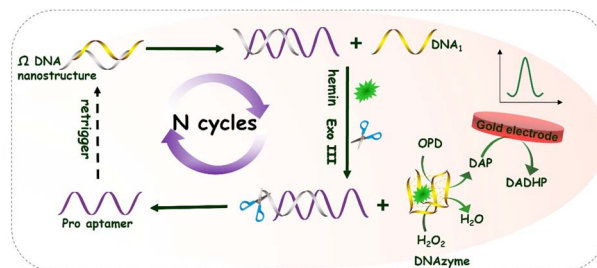
Daiki Asakawa,* Ryoma Yamamoto, Nobuyasu Hanari and Kazumi Saikusa



6159

A homogeneous label-free electrochemical aptasensor based on an omega-like DNA nanostructure for progesterone detection

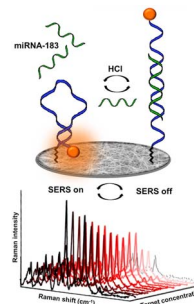
Zaofen Wang, Weiping Shi, Yunzhu Tan and Bingqian Liu*



6165

Molecular beacon decorated silver nanowires for quantitative miRNA detection by a SERS approach

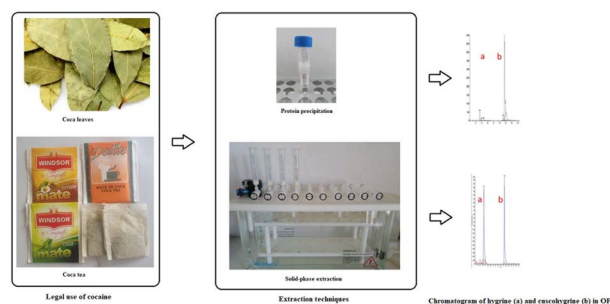
Martina Banchelli,* Sara Tombelli,* Marella de Angelis, Cristiano D'Andrea, Cosimo Trono, Francesco Baldini, Ambra Giannetti and Paolo Matteini



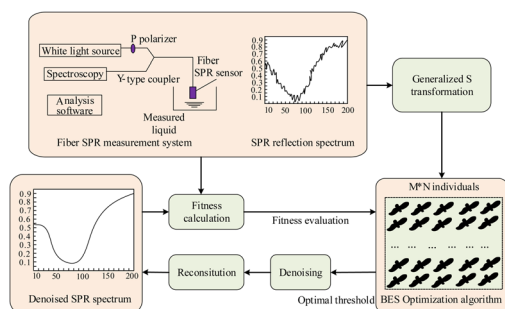
6177

Detection of coca alkaloids in oral fluid from coca leaf (tea) consumers: using solid phase extraction to improve validation parameters and widen the detection window

I. Álvarez-Freire, P. Cabarcos-Fernández,* N. C. Rubio, A. Moreda-Piñeiro, M. J. Tabernero-Duque, I. Sánchez-Sellero, P. Bermejo-Barrera and A. M. Bermejo-Barrera



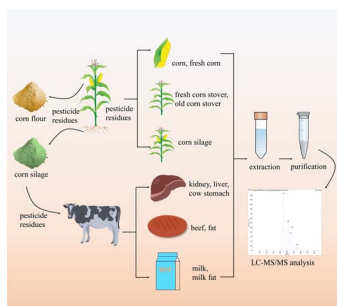
6184



The application of generalized S-transform in the denoising of surface plasmon resonance (SPR) spectrum

Dai Junfeng and Fu Li-hui*

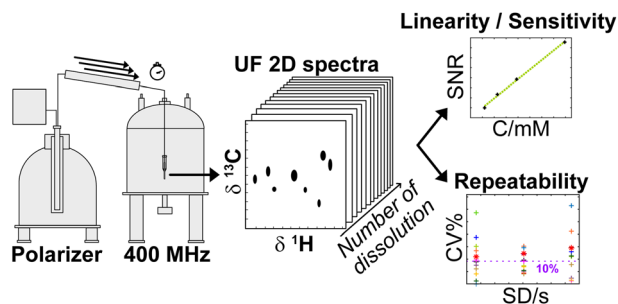
6202



Simultaneous determination of 27 pesticides in corn and cow matrices by ultra-performance liquid chromatography-tandem mass spectrometry

Fengjiao Hao, Yuanyuan Luo, Fengshou Dong, Xinglu Pan, Xiaohu Wu, Yongquan Zheng and Jun Xu*

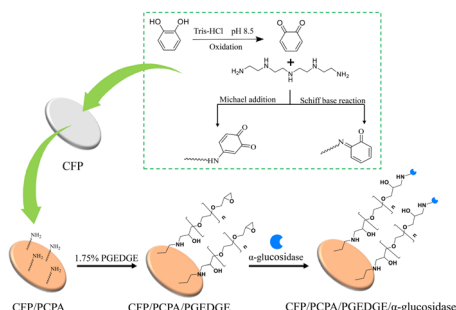
6209



Optimization of heteronuclear ultrafast 2D NMR for the study of complex mixtures hyperpolarized by dynamic nuclear polarization

Clément Praud, Victor Ribay, Arnab Dey, Benoît Charrier, Joris Mandral, Jonathan Farjon, Jean-Nicolas Dumez and Patrick Giraudeau*

6220



Catechol-tetraethylenepentamine co-deposition modified cellulose filter paper for α -glucosidase immobilization and inhibitor screening from traditional Chinese medicine

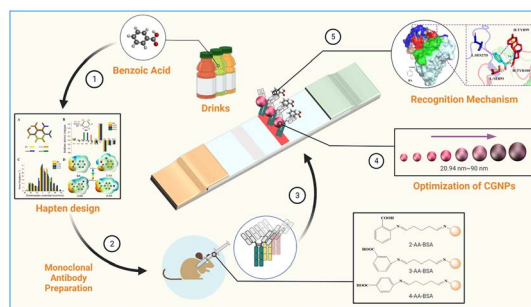
Guang-Zhen Wan, Chun-Lin Zhang* and Juan Chen*



6229

Development of a monoclonal antibody-based lateral flow immunoassay for the detection of benzoic acid in liquid food


Qiuyan Zhao, Mingyue Ding, Dangshuai Pei, Xiuhua Qi, Yexuan Mao, Xianqing Huang, Lianjun Song, Jingnan Zuo, Huijuan Yang and Xiya Zhang*



6239

N-doped molybdenum oxide quantum dots as fluorescent probes for the quantitative detection of copper ions in environmental samples

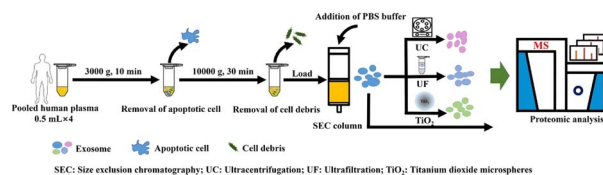
Ting Ma, Mingzhu Liu, Jingran Sun, Jin Wu, Zunquan Zhao, Jialei Bai, Yanjun Fang* and Xiaoyong Jin*



6245

A comparison of size exclusion chromatography-based tandem strategies for plasma exosome enrichment and proteomic analysis

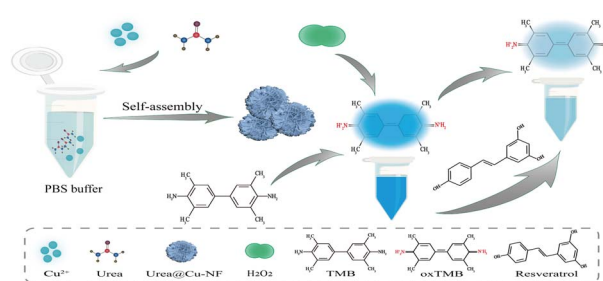
H. H. Bai, X. F. Wang, B. Y. Zhang and W. Liu*



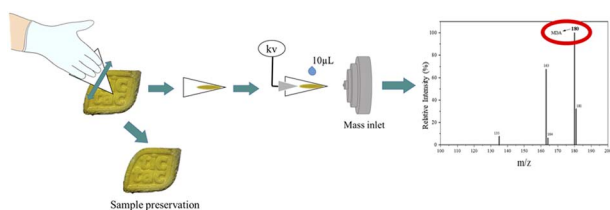
6252

A novel copper-based nanozyme: fabrication and application for colorimetric detection of resveratrol

Wanxin Li, Jiaxin Sun, Yao Xin, Yu Han, Yanyang Sun, Aijun Li* and Zhi Wang*



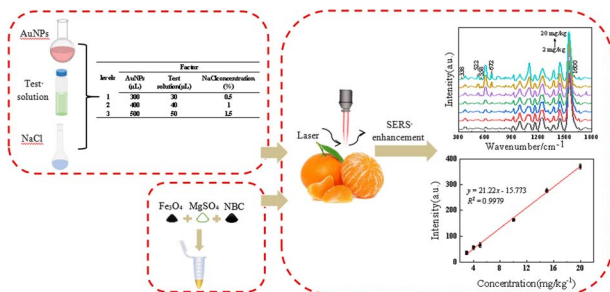
6259



A simple, quick and non-destructive approach for sampling drugs of abuse in tablets and blotter for qualitative analysis by paper spray mass spectrometry

Mariana C. C. Diniz, Fabiana de Moura, Yuri Machado,*
José Coelho Neto and Evandro Piccin*

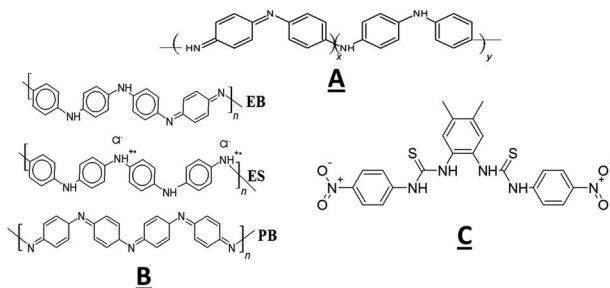
6266



SERS combined with QuEChERS using NBC and Fe₃O₄ MNPs as cleanup agents to rapidly and reliably detect chlorpyrifos pesticide in citrus

Xu Wang, Shirong Ai, Aihua Xiong, Weiqi Zhou, Liang He, Jie Teng, Xiang Geng* and Ruimei Wu*

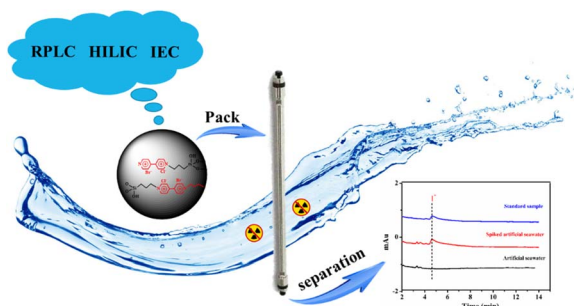
6275



Ionophore-modified polyaniline-based optode for the determination of hydrogen sulfite levels in beverages, wastewater, and soil

Faisal K. Algethami,* Basant H. Koraim, Ehab A. Abdelrahman, Yasmeen G. Abou El-Reash, Mahmoud S. Rizk and Fatehy M. Abdel-Haleem*

6286



A C4-modified bipyridinium multi-mode stationary phase for reversed phase, hydrophilic interaction and ion exchange chromatography

Yali Yang, Yan Li, Zelong Long, Lingling Han, Kaijun Quan, Jia Chen, Xiuhui Liu* and Hongdeng Qiu*

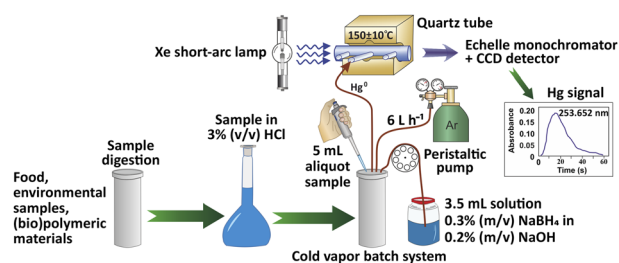


TECHNICAL NOTES

6294

Mercury determination in various environmental, food and material complex matrices using unified operating conditions for a cold vapor generation high-resolution continuum source quartz tube atomic absorption spectrometry method

Lucia Chirita, Eniko Covaci, Michaela Ponta and Tiberiu Frentiu*



6302

High-resolution magic-angle spinning NMR metabolic profiling with spatially localized spectroscopy under slow sample spinning

Alan Wong

Spatially-resolved metabolic HRMAS NMR profiling

