

RESEARCH ARTICLE

[View Article Online](#)
[View Journal](#) | [View Issue](#)

 Cite this: *Inorg. Chem. Front.*, 2022, **9**, 4142

Bifunctional atomically dispersed ruthenium electrocatalysts for efficient bipolar membrane water electrolysis†

 Zhipeng Yu,^{‡a,b,c} Chaowei Si,^{‡d} Francisco Javier Escobar-Bedia,^{Ⓜe}
 Alec P. LaGrow,^{Ⓜa} Junyuan Xu,^f Maria J. Sabater,^{Ⓜe} Isilda Amorim,^a
 Ana Araujo,^{a,b,c} Juliana P. S. Sousa,^a Lijian Meng,^g Joaquim Luis Faria,^{Ⓜb,c}
 Patricia Concepcion,^e Bo Li^{Ⓜ*d} and Lifeng Liu^{Ⓜ*a}

Atomically dispersed catalysts (ADCs) have recently drawn considerable interest for use in water electrolysis to produce hydrogen, because they allow for maximal utilization of metal species, particularly the expensive and scarce platinum group metals. Herein, we report the electrocatalytic performance of atomically dispersed ruthenium catalysts (Ru ADCs) with ultralow Ru loading (0.2 wt%). The as-obtained Ru ADCs (Ru (0.2)-NC) are active for both hydrogen evolution reaction (HER) and oxygen evolution reaction (OER), which only require a low overpotential (η) of 47.1 and 72.8 mV to deliver 10 mA cm⁻² for HER in 0.5 M H₂SO₄ and 1.0 M KOH, respectively, and of 300 mV for OER in 1.0 M KOH, showing favorable bifunctionality. Density functional theory (DFT) calculations reveal that the Ru–N bonding plays an important role in lowering the energy barrier of the reactions, boosting the HER and OER activities. Furthermore, the bipolar membrane (BPM) water electrolysis using the bifunctional Ru (0.2)-NC as both HER and OER catalysts can afford 10 mA cm⁻² under a low cell voltage of only 0.89 V, and does not show any performance decay upon 100 h continuous operation, showing great potential for energy-saving hydrogen production.

 Received 26th April 2022,
 Accepted 23rd June 2022

DOI: 10.1039/d2qi00892k

rsc.li/frontiers-inorganic

Introduction

Hydrogen (H₂) has now been broadly accepted to be an important alternative to the conventional fossil fuels, and its widespread usage is crucial for achieving global carbon neutrality.¹ Water electrolysis, powered by renewable energy like solar and wind, is proposed to be the most promising approach to

“green” hydrogen production,² and many countries have recently launched initiatives aiming to accelerate the deployment of electrolyzers to produce green hydrogen.³ However, for large-scale deployment of electrolyzers on the gigawatt (GW) scale or beyond, it is essential to address some major challenges in terms of, for example, the availability of key materials and components, costs and energy demand, such that massive production of green hydrogen will become technically viable and economically competitive.

Electrocatalysts are key components of water electrolyzers and critically determine their electrochemical performance toward the hydrogen evolution reaction (HER) and oxygen evolution reaction (OER). In the last two decades, considerable efforts have been made to developing efficient and stable electrocatalysts with reduced utilization of metal species taken into account.^{4–11} In particular, atomically dispersed catalysts (ADCs) have drawn significant attention in recent years and were demonstrated to be promising electrocatalysts for water electrolysis.^{12–14} ADCs allow for maximal utilization of metal species and can help markedly reduce the metal loading in the catalyst layers without compromising the electrocatalytic performance. To some extent, this will enable high-performance platinum group metal (PGM) catalysts to be used in electrolyzers, but meanwhile not notably increase the materials costs, especially for the relatively less expensive PGM such as ruthenium.

^aClean Energy Cluster, International Iberian Nanotechnology Laboratory (INL), Avenida Mestre Jose Veiga, 4715-330 Braga, Portugal. E-mail: lifeng.liu@inl.int

^bLSRE-LCM – Laboratory of Separation and Reaction Engineering – Laboratory of Catalysis and Materials, Faculdade de Engenharia, Universidade do Porto, Rua Dr Roberto Frias, 4200-465 Porto, Portugal

^cALiCE – Associate Laboratory in Chemical Engineering, Faculdade de Engenharia, Universidade do Porto, Rua Dr Roberto Frias, 4200-465 Porto, Portugal

^dShenyang National Laboratory for Materials Science, Institute of Metal Research, Chinese Academy of Sciences, Shenyang 110016, China. E-mail: boli@imr.ac.cn

^eInstituto de Tecnología Química, Universitat Politècnica de València-Consejo Superior de Investigaciones Científicas (UPV-CSIC), Avenida de los Naranjos s/n, 46022 Valencia, Spain

^fLaboratory of Advanced Spectro-electrochemistry and Li-on Batteries, Dalian Institute of Chemical Physics, Chinese Academy of Sciences, 116023 Dalian, China

^gCentre of Innovation in Engineering and Industrial Technology, Instituto Superior de Engenharia do Porto, Instituto Politécnico do Porto, 4249-015 Porto, Portugal

 †Electronic supplementary information (ESI) available. See DOI: <https://doi.org/10.1039/d2qi00892k>

‡These authors contribute equally to this work.

nium (Ru). Indeed, Ru-based materials have recently been extensively studied for use to catalyze the HER and OER.^{4,15–18} They were long known to be active for the OER in both acidic and alkaline solutions, and were lately also demonstrated to be good electrocatalysts for the HER.^{19–21} Particularly, Ru ADCs with a Ru loading of 0.2–1.0 wt% have shown electrocatalytic performance comparable to that of the commercial benchmark catalysts (e.g., Pt/C for HER and RuO₂ for OER).^{19–25} It has been generally accepted that the RuN_x species in Ru ADCs are electrocatalytically active sites and play an important role in improving the catalytic performance.^{21,23,26} The nitrogen groups on the catalyst support can not only impart uniform dispersion of Ru species,⁷ but also alter the electronic structure of Ru, prompting the electrocatalytic reaction.^{21,23} Notwithstanding some progress, the intrinsic catalytic performance and stability of Ru ADCs still need to be further improved.

While ADCs with a reduced amount of metal species in electrocatalysts may contribute to cost reduction, for large-capacity electrolyzers lowering the energy demand is also an effective approach to saving system costs. To this end, the recently developed bipolar membrane water electrolysis (BPMWE) seems promising.²⁷ A bipolar membrane (BPM) consists of a cation exchange membrane (CEM) permselective to cations adjoining with an anion exchange membrane (AEM) permselective to anions. It enables the HER to occur in kinetically favorable acidic solution in the cathodic compartment and the OER to simultaneously take place in kinetically favorable alkaline solution in the anodic compartment. Moreover, when used in the “forward-bias” configuration (e.g., CEM side facing the cathode and AEM side facing the anode),^{27,28} the external electrical energy needed to drive water electrolysis can be significantly diminished due to the assistance of electrochemical neutralization of acid and alkaline. BPMWE has been recently reported with a number of earth-abundant electrocatalysts,^{27–29} and has showed preferable energy-saving feature in comparison to the conventional proton exchange membrane water electrolysis (PEMWE) or anion exchange membrane water electrolysis (AEMWE).

Herein, we report the electrocatalytic performance of Ru ADCs with an ultralow Ru loading of only 0.2 wt% (Ru (0.2)-NC) synthesized through a two-step wet chemical impregnation – pyrolysis method. We show that the ammonium salt treated activated carbon may offer abundant pyrrolic and pyridinic nitrogen sites that can bind Ru species during thermal pyrolysis. The as-prepared Ru (0.2)-NC exhibits outstanding HER and OER performance in 1.0 M KOH, with a high turnover frequency (TOF) of 11.5 s⁻¹ at $\eta = 100$ mV for HER and 4.89 s⁻¹ at $\eta = 300$ mV for OER as well as good catalytic stability of at least 100 h at a current density of 10 mA cm⁻². Density functional theory (DFT) calculations confirm that the Ru atoms bonding with either pyrrolic or pyridinic nitrogen indeed markedly decrease the energy barrier to the catalytic reactions, boosting the activity. Furthermore, we demonstrate that the Ru (0.2)-NC can be used as bifunctional electrocatalysts in BPMWE in the forward-bias configuration, where the cell only demands a low voltage of 0.89 V to deliver 10 mA

cm⁻² and can stably operate for 100 h without any performance decay, showing great promise for low-cost, energy-saving production of green hydrogen.

Results and discussion

Fig. 1a shows the XRD patterns of as-prepared Ru (0.2)-NC and the pristine N-doped carbon (NC) control sample. There are two broad bumps appearing at ca. 23.6° and 44.4°, which are ascribed to the diffraction of graphitic carbon. No diffraction peaks from any metallic ruthenium or ruthenium compounds can be resolved for the Ru (0.2)-NC, suggesting that ruthenium may either be atomically dispersed on NC or consist of tiny crystallites that significantly widen the diffraction peaks. The surface chemical states of Ru (0.2)-NC and pristine NC were investigated by X-ray photoelectron spectroscopy (XPS). As displayed in Fig. S1 and Table S1 (ESI[†]), the XPS survey spectra clearly show the presence of C (93.7 at%), O (5.2 at%), and N (1.1 at%) in pristine NC, and C (93.0 at%), O (5.5 at%), N (1.3 at%), and Ru (0.2 at%) in Ru (0.2)-NC. The high-resolution N1s spectra of both samples can be deconvoluted into several peaks (Fig. 1b), corresponding to pyridinic-N (398.0 eV), pyrrolic-N (399.8 eV), graphitic-N (400.9 eV) and oxidized-N (402.9 eV), respectively.^{30,31} Notably, different from the pristine NC, the Ru (0.2)-NC shows a component arising from metal–nitrogen (M–N) bonding at 399.0 eV, indicating that Ru atoms are anchored by uncoordinated nitrogen species. Further quantitative XPS analysis manifests that the content of the M–N bond is 10.7% for Ru (0.2)-NC (Table S2, ESI[†]). Furthermore, the high-resolution Ru3p spectrum of Ru (0.2)-NC shows two peaks at 462.3 and 484.9 eV (Fig. S2a, ESI[†]), indicating that Ru in Ru (0.2)-NC carries positive charges with an oxidation state of Ru ^{δ +} ($0 < \delta < 2$). This was also confirmed by X-ray absorption near-edge structure (XANES) and extended X-ray absorption fine structure (EXAFS) spectroscopy measure-

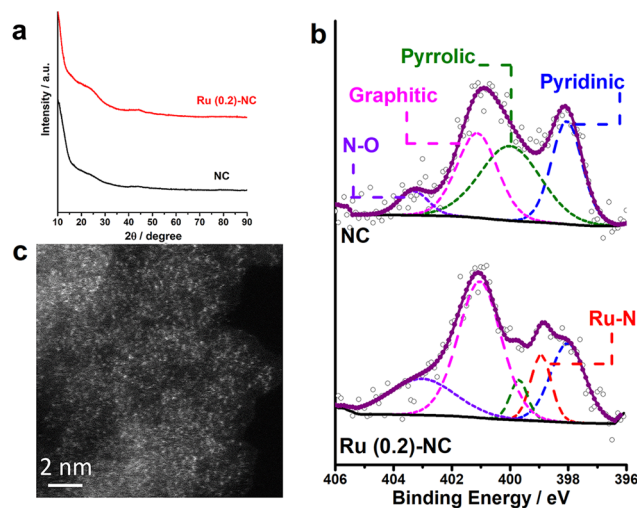


Fig. 1 (a) XRD patterns and (b) high-resolution N1s spectra of Ru (0.2)-NC and pristine NC. (c) HAADF-STEM image of Ru (0.2)-NC.

talysts reported recently (Fig. 2c and d). The Ru (0.2)-NC shows a TOF value of 26.2 and 11.5 s^{-1} at $\eta = 100$ mV in 0.5 M H_2SO_4 and 1.0 M KOH, respectively, substantially outperforming commercial Pt/C and many other Ru-based electrocatalysts^{17–21,36–49} (Tables S3 and S4, ESI[†]), which corroborates that Ru (0.2)-NC is intrinsically more active for the HER. Moreover, the Ru (0.2)-NC catalysts reveal outstanding catalytic stability for the HER activity in both acidic and alkaline electrolytes (Fig. 2e and f), able to sustain at -10 mA cm^{-2} for 100 h continuous electrolysis without significant performance degradation. The slight potential increase might stem from the active site loss.^{50,51} In contrast, Pt/C exhibits a notable performance decay, consistent with previous reports in the literature, which may result from weak interactions between the Pt NPs and the carbon support.^{43,52,53}

The electrocatalytic activity of Ru (0.2)-NC and other control catalysts toward the OER was further studied in 1.0 M KOH. Ru (0.2)-NC shows a comparatively low η_{10} value of 300 mV (Fig. 3a), outperforming the commercial RuO_2 nanoparticle benchmark catalysts ($\eta_{10} = 310$ mV). Moreover, Ru (0.2)-NC exhibits a Tafel slope of 62 mV dec^{-1} (Fig. 3b), much smaller than that of commercial RuO_2 nanoparticles (86 mV dec^{-1}), indicating more favorable OER kinetics. The EIS measurements also confirmed the faster reaction kinetics of Ru (0.2)-NC compared to the control sample, as evidenced by its smaller R_{ct} (Fig. S10, ESI[†]). The Ru (0.2)-NC can deliver a superior mass activity of 16.9 A mg^{-1} at $\eta = 300$ mV, which is 563 times higher than that of commercial RuO_2 in 1.0 M KOH (Fig. S11, ESI[†]). Meanwhile, the TOF values of Ru (0.2)-NC and other start-of-the-art Ru-based OER catalysts are compared in Fig. 3c. The Ru (0.2)-NC exhibits an impressive TOF value of 4.89 s^{-1} at $\eta = 300$ mV, remarkably higher than that of commercial RuO_2 and many other Ru-based OER catalysts reported recently^{54–59} (see details in Table S5, ESI[†]). The long-term stability of Ru (0.2)-NC and the RuO_2 reference catalyst were evaluated by chronopotentiometry (CP) at 10 mA cm^{-2}

(Fig. 3d). The potential required to maintain 10 mA cm^{-2} for Ru (0.2)-NC does not show an obvious increase after the 100 h continuous test, revealing very good durability. In comparison, RuO_2 needs a higher potential to deliver 10 mA cm^{-2} and the potential needed continues to increase over time, due probably to the gradual dissolution of high-valence Ru species.^{60,61}

In order to gain insight into the catalytically active sites and reaction mechanisms of the Ru (0.2)-NC catalyst, we performed DFT calculations and obtained the Gibbs free energy diagrams for the OER and the HER. A RuN_4 model was used for the computation, considering the atomic structure of Ru (0.2)-NC confirmed by EXAFS.³² Fig. 4a shows the adsorption configurations of the reaction intermediates on the pyrrole-type Ru (0.2)-NC model catalysts during the OER, which involves successive electron transfer steps with the related oxygenated intermediates of OH^* , O^* and OOH^* . The OER Gibbs free energy diagrams of Ru (0.2)-NC and RuO_2 were calculated at the potential of $U = 1.23$ V (Fig. 4b). For RuO_2 , the calculations reveal that the elementary reaction step $\text{O}^* + \text{OH}^- \rightarrow \text{OOH}^* + \text{e}^-$ is the rate determining step (RDS) with a high energy barrier of 2.10 eV. In comparison, for Ru (0.2)-NC, the RDS has been altered to the last elementary step $\text{OOH}^* + \text{OH}^- \rightarrow \text{O}_2 + \text{H}_2\text{O} + \text{e}^-$ with a much lower energy barrier of 0.86 eV, revealing a more favorable OER kinetics. The Gibbs free energy diagrams of Ru (0.2)-NC and Pt/C for the HER were also derived from the DFT calculations (Fig. 4c). The Ru (0.2)-NC exhibits a ΔG_{H} value (-0.38 eV) comparable to Pt (-0.19 eV), indicating appropriate H adsorption on the Ru sites of Ru (0.2)-NC. The band-order and Bader charge analyses confirm that there is 0.89 e charge transferred from the Ru site to the N atoms when Ru forms chemical bonds with the N atoms (Fig. 4d and e). This indicates that the Ru sites lose their elec-

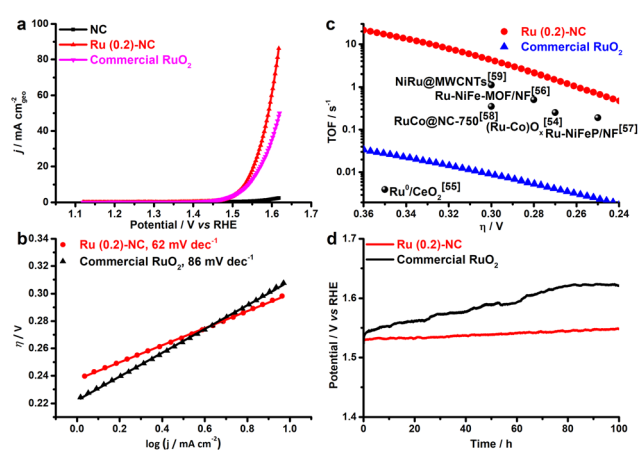


Fig. 3 Electrocatalytic OER performance of Ru (0.2)-NC and other control catalysts. (a) LSV curves. Scan rate: 5 mV s^{-1} . (b) Tafel slopes. (c) Comparison of the TOF values with other start-of-the-art OER catalysts. (d) Long-term catalytic stability test at 10 mA cm^{-2} in 1.0 M KOH.

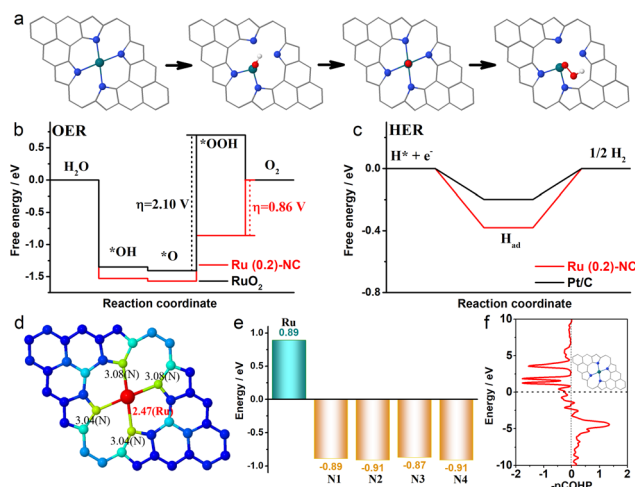


Fig. 4 (a) Adsorption configurations of the intermediates during the OER process on pyrrole-type Ru (0.2)-NC (the balls in cyan, blue, red and white represent Ru, N, O and H atoms, respectively). Gibbs free energy diagrams for (b) the four steps of OER and (c) the two steps of HER on pyrrole-type Ru (0.2)-NC. The dotted lines in panel (b) denote the RDS. (d) The band-order, (e) Bader charge and (f) COHP analyses of pyrrole-type Ru (0.2)-NC.

trons and thus are positively charged, which are expected to be able to regulate their interaction with the reaction intermediates, promoting the activity. Furthermore, the crystal orbital Hamilton populations (COHP) analysis reveals that the peaks of the antibonding orbital are close to the Fermi level, suggesting that the Ru atoms in Ru (0.2)-NC catalysts are easy to form bonds with the adsorbed species, reducing the energy barrier of the reaction (Fig. 4f).

While the above calculations were made based on the pyrrole-type Ru (0.2)-NC catalyst model, it was also reported that the pyridinic-type metal moieties are active sites toward the electrocatalysis.⁶² Therefore, we further calculated the Gibbs free energy of the reaction intermediates on pyridinic-type Ru (0.2)-NC at $U = 1.23$ V. As shown from the free energy diagrams for the OER and HER (Fig. S12, ESI[†]), our Ru (0.2)-NC catalyst exhibits the lower energy barrier for both model reactions relative to RuO₂ and comparable with Pt/C. Overall, the Gibbs energy calculations agree well with our experimental observation, demonstrating that the atomically dispersed Ru sites on Ru (0.2)-NC indeed help decrease the energy barrier in the RDS step and enhance the electrocatalytic activity for both OER and HER.

On the basis of the excellent electrocatalytic performance of Ru (0.2)-NC illustrated in the HER and OER, we further used Ru (0.2)-NC as the bifunctional electrocatalysts to perform overall water electrolysis in a two-electrode configuration in 1.0 M KOH in the presence of an anion exchange membrane (AEM). The result shows that the Ru (0.2)-NC electrode pair needs a cell voltage of 1.67 V to achieve 10 mA cm⁻², outperforming the electrode pair comprising commercial Pt/C and RuO₂ catalysts (Fig. 5a). Given that the electrical energy

demand is high in this case, we further employed a bipolar membrane (BPM) to improve the overall water electrolysis performance. Working in the “forward-bias” configuration, a BPM allows the HER and OER to be accomplished in kinetically favorable acidic and alkaline environments, respectively, at a markedly lowered cell voltage thanks to the assistance of electrochemical neutralization energy.^{27–29} Such asymmetric acid-alkaline BPMWE using Ru (0.2)-NC as both cathode and anode catalysts can operate under a low cell voltage (V_{10}) of only 0.89 V to deliver 10 mA cm⁻² (Fig. 5b). Moreover, a high current density of 100 mA cm⁻² can be achieved at a cell voltage of merely 1.12 V. The BPMWE based on the commercial Pt/C || RuO₂ also exhibits a dramatic negative shift in the cell voltage to reach a given current density ($V_{10} = 0.91$ V), but it is not as good as the BPMWE based on the Ru (0.2)-NC || Ru (0.2)-NC electrode pair. The faradaic efficiency of the HER and OER in the BPMWE was measured (Fig. 5c), and the volumes of the H₂ and O₂ gases collected matched well with those calculated, showing an efficiency of close to 100%. This indicates that there was no side reaction occurring during the BPMWE. Stability is a critically important indicator of electrocatalysts for practical applications in water electrolyzers. We examined the catalytic stability of the Ru (0.2)-NC || Ru (0.2)-NC electrode pair and commercial Pt/C || RuO₂ electrode pair in the AEM water electrolysis (AEMWE) and BPMWE at a constant current density of 10 mA cm⁻² (Fig. 5d). In both cases, the Pt/C || RuO₂ electrode pair suffered a notable performance decay in the course of 100 h water splitting. In contrast, the Ru (0.2)-NC || Ru (0.2)-NC pair exhibited outstanding stability and was able to sustain continuous AEMWE and BPMWE at 10 mA cm⁻² for 100 h without degradation. In particular, the BPMWE was accomplished at a low, stable voltage of 0.89 V, which shows great potential for energy-saving hydrogen production. Furthermore, the operational stability of the Ru (0.2)-NC electrode pair was tested at a higher current density of 50 mA cm⁻². The electrolysis can be accomplished stably under a low voltage of 1.08 V for at least 50 h in the forward-bias BPM configuration (Fig. S13, ESI[†]), which shows remarkably better performance than in AEMWE.

We further examined the morphology, atomic structure and chemical state changes of Ru (0.2)-NC after the stability test. HAADF-STEM investigation revealed that most atomically dispersed Ru still retained upon the HER at the cathode and the OER at the anode (Fig. S14a and S14b, ESI[†]), though clustering happened in some places. Similar to the as-prepared Ru (0.2)-NC, there were no XRD diffraction peaks observed from both cathode and anode after the extended BPMWE (Fig. S14c, ESI[†]), indicating that the amount of Ru clusters formed is so little and/or the size of formed nanoclusters is so small that the presence of such clusters, if any, cannot be detected by XRD. Furthermore, XPS analyses of the post-stability test samples also demonstrated that the chemical state of Ru in Ru (0.2)-NC was barely changed (Fig. S14d, ESI[†]). All these post-mortem examination results illustrate that Ru (0.2)-NC is both microstructurally and chemically stable at the BPMWE conditions under investigation.

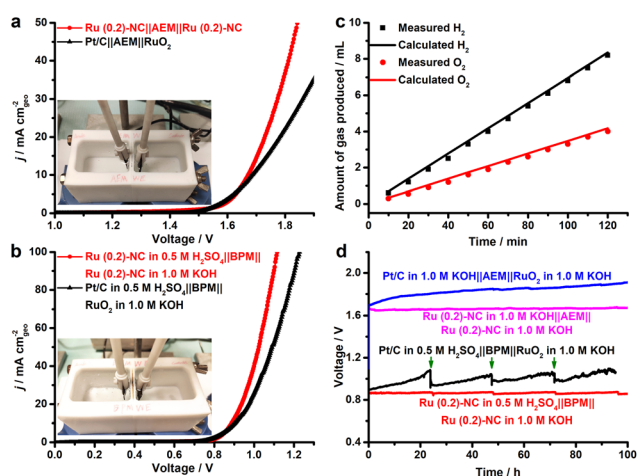


Fig. 5 Overall water electrolysis tests of Ru (0.2)-NC and other control catalysts, performed in a two-compartment Teflon cell separated by (a) the anion exchange membrane (AEM) and (b) the bipolar membrane (BPM). Inset of (a) and (b): a digital photograph showing the testing cell used. (c) Faradaic efficiency of Ru (0.2)-NC in the BPM-based water electrolysis measured a fixed current density of 10 mA cm⁻². (d) Operational stability of AEMWE and BPMWE for Ru (0.2)-NC and other control catalysts at 10 mA cm⁻². The arrows in (d) indicate the fluctuation arising from the replenishment of electrolyte.

Conclusions

In summary, we have successfully proved the high electrocatalytic performance of atomically dispersed Ru supported on nitrogen-doped carbon with an ultralow Ru loading (0.2 wt%) obtained through a two-step deposition-pyrolysis method. The as-prepared Ru (0.2)-NC catalysts exhibit superior electrocatalytic activity and better stability for both HER and OER in comparison to the state-of-the-art commercial Pt/C and RuO₂ catalysts as well as many other Ru-based HER and OER catalysts reported in the literature. Comprehensive DFT calculations confirm that the chemical bonding formed between Ru and N atoms can effectively lower the energy barrier of the rate determining step of the OER and that the Ru–N₄ moieties can more easily absorb the reaction intermediates, both contributing to the enhanced OER performance. Furthermore, we accessed the suitability of using Ru (0.2)-NC as the bifunctional catalysts in AEM and BPM water electrolysis. A significant reduction in the applied external cell voltage can be achieved in the “forward-bias” BPM configuration, owing to the assistance of electrochemical neutralization energy. In particular, the BPM electrolyzer using Ru (0.2)-NC as the bifunctional catalysts is able to afford a current density of 10 mA cm⁻² at a low cell voltage of merely 0.89 V and can continuously and stably produce hydrogen at this voltage up to 100 hours without performance decay, holding substantial potential for use in low-cost hydrogen production.

Conflicts of interest

There are no conflicts to declare.

Author contributions

Z. P. Y. and L. L. conceived the experiments and wrote the manuscript. F. J. E., M. J. S. and P. C. synthesized the catalysts. Z. P. Y. performed XRD, SEM, XPS and electrocatalytic tests. C. W. S. and B. L. performed DFT calculations. A. P. L. carried out the TEM characterization. J. P. S. S. conducted N₂ adsorption/desorption isometry measurements. J. Y. X., I. A., A. A., L. J. Meng and J. L. F. contributed to the discussion. All co-authors read and agreed the manuscript. L. L. coordinated the project.

Acknowledgements

L. L. acknowledges the financial support from the National Innovation Agency of Portugal through the Mobilizador Programme (Baterias 2030, Grant No. POCI-01-0247-FEDER-046109). B. L. acknowledges the Natural Science Foundation of Liaoning Province, China (Grant No. 20180510014) for funding. Z. P. Y. is grateful for the scholarship offered by the China Scholarship Council (Grant No. 201806150015). This work was also in part financially supported

by: LA/P/0045/2020 (ALiCE), UIDB/50020/2020 and UIDP/50020/2020 (LSRE-LCM) funded by national funds through FCT/MCTES (PIDDAC); project 2DMAT4FUEL (POCI-01-0145-FEDER-029600 - COMPETE2020 – FCT/MCTES - PIDDAC, Portugal). In addition, this work was carried out in part through the use of the INL Advanced Electron Microscopy, Imaging and Spectroscopy (AEMIS) Facility.

Notes and references

- 1 I. Staffell, D. Scamman, A. Velazquez Abad, P. Balcombe, P. E. Dodds, P. Ekins, N. Shah and K. R. Ward, The role of hydrogen and fuel cells in the global energy system, *Energy Environ. Sci.*, 2019, **12**, 463–491.
- 2 S. E. Hosseini and M. A. Wahid, Hydrogen production from renewable and sustainable energy resources: Promising green energy carrier for clean development, *Renewable Sustainable Energy Rev.*, 2016, **57**, 850–866.
- 3 S. Furfari and A. Clerici, Green hydrogen: the crucial performance of electrolyzers fed by variable and intermittent renewable electricity, *Eur. Phys. J. Plus*, 2021, **136**, 509.
- 4 J. Yu, Q. He, G. Yang, W. Zhou, Z. Shao and M. Ni, Recent Advances and Prospective in Ruthenium-Based Materials for Electrochemical Water Splitting, *ACS Catal.*, 2019, **9**, 9973–10011.
- 5 S. Sultan, J. N. Tiwari, A. N. Singh, S. Zhumagali, M. Ha, C. W. Myung, P. Thangavel and K. S. Kim, Single Atoms and Clusters Based Nanomaterials for Hydrogen Evolution, Oxygen Evolution Reactions, and Full Water Splitting, *Adv. Energy Mater.*, 2019, **9**, 1900624.
- 6 Z. Yu, J. Xu, Y. Li, B. Wei, N. Zhang, Y. Li, O. Bondarchuk, H. Miao, A. Araujo, Z. Wang, J. L. Faria, Y. Liu and L. Liu, Ultrafine oxygen-defective iridium oxide nanoclusters for efficient and durable water oxidation at high current densities in acidic media, *J. Mater. Chem. A*, 2020, **8**, 24743–24751.
- 7 J. Xu, J. Li, Z. Lian, A. Araujo, Y. Li, B. Wei, Z. Yu, O. Bondarchuk, I. Amorim, V. Tileli, B. Li and L. Liu, Atomic-Step Enriched Ruthenium–Iridium Nanocrystals Anchored Homogeneously on MOF-Derived Support for Efficient and Stable Oxygen Evolution in Acidic and Neutral Media, *ACS Catal.*, 2021, **11**, 3402–3413.
- 8 J. Xu, Z. Lian, B. Wei, Y. Li, O. Bondarchuk, N. Zhang, Z. Yu, A. Araujo, I. Amorim, Z. Wang, B. Li and L. Liu, Strong Electronic Coupling between Ultrafine Iridium–Ruthenium Nanoclusters and Conductive, Acid-Stable Tellurium Nanoparticle Support for Efficient and Durable Oxygen Evolution in Acidic and Neutral Media, *ACS Catal.*, 2020, **10**, 3571–3579.
- 9 Y. Dong, Z. Fang, W. Yang, B. Tang and Q. Liu, Integrated Bifunctional Electrodes Based on Amorphous Co–Ni–S Nanoflake Arrays with Atomic Dispersity of Active Sites for Overall Water Splitting, *ACS Appl. Mater. Interfaces*, 2022, **14**, 10277–10287.
- 10 Q. Shi, H. Liu, J. Liang, Y. Zhang, Y. Dong, W. Yang and Q. Liu, Spatially confined growth of ultrathin NiFe layered

- double hydroxide nanosheets within carbon nanofibers network for highly efficient water oxidation, *Int. J. Hydrogen Energy*, 2022, **47**, 16047–16055.
- 11 Q. Liu, Q. Shi, Y. Ma, Z. Fang, Z. Zhou, G. Shao, H. Liu and W. Yang, ZIF-derived two-dimensional Co@Carbon hybrid: Toward highly efficient trifunctional electrocatalysts, *Chem. Eng. J.*, 2021, **423**, 130313.
 - 12 C. Zhu, S. Fu, Q. Shi, D. Du and Y. Lin, Single-Atom Electrocatalysts, *Angew. Chem., Int. Ed.*, 2017, **56**, 13944–13960.
 - 13 Z. Yu, J. Xu, S. Feng, X. Song, O. Bondarchuk, J. L. Faria, Y. Ding and L. Liu, Rhodium single-atom catalysts with enhanced electrocatalytic hydrogen evolution performance, *New J. Chem.*, 2021, **45**, 5770–5774.
 - 14 T. Sun, L. Xu, D. Wang and Y. Li, Metal organic frameworks derived single atom catalysts for electrocatalytic energy conversion, *Nano Res.*, 2019, **12**, 2067–2080.
 - 15 S. B. Scott, R. R. Rao, C. Moon, J. E. Sørensen, J. Kibsgaard, Y. Shao-Horn and I. Chorkendorff, The low overpotential regime of acidic water oxidation part I: the importance of O₂ detection, *Energy Environ. Sci.*, 2022, **15**, 1977–1987.
 - 16 Q. Shi and H. Liu, Ruthenium quantum dots supported on carbon nanofibers as an efficient electrocatalyst for hydrogen evolution reaction, *Int. J. Hydrogen Energy*, 2021, **46**, 36763–36770.
 - 17 J. Mahmood, F. Li, S.-M. Jung, M. S. Okyay, I. Ahmad, S.-J. Kim, N. Park, H. Y. Jeong and J.-B. Baek, An efficient and pH-universal ruthenium-based catalyst for the hydrogen evolution reaction, *Nat. Nanotechnol.*, 2017, **12**, 441–446.
 - 18 Q. Wang, M. Ming, S. Niu, Y. Zhang, G. Fan and J.-S. Hu, Scalable Solid-State Synthesis of Highly Dispersed Uncapped Metal (Rh, Ru, Ir) Nanoparticles for Efficient Hydrogen Evolution, *Adv. Energy Mater.*, 2018, **8**, 1801698.
 - 19 Y. Yang, J. Kim, C. Kim, A. Seong, O. Kwon, J. H. Lee, I. Kristanto, L. Zhang, J. Zhou, J.-Q. Wang, J.-B. Baek, S. K. Kwak and G. Kim, Edge-selective decoration with ruthenium at graphitic nanoplatelets for efficient hydrogen production at universal pH, *Nano Energy*, 2020, **76**, 105114.
 - 20 D. H. Kweon, M. S. Okyay, S.-J. Kim, J.-P. Jeon, H.-J. Noh, N. Park, J. Mahmood and J.-B. Baek, Ruthenium anchored on carbon nanotube electrocatalyst for hydrogen production with enhanced Faradaic efficiency, *Nat. Commun.*, 2020, **11**, 1278.
 - 21 L. Xing, H. Gao, G. Hai, Z. Tao, J. Zhao, D. Jia, X. Chen, M. Han, S. Hong, L. Zheng, X. Huang, W. Dong, G. Wang and X. Shu, Atomically dispersed ruthenium sites on whisker-like secondary microstructure of porous carbon host toward highly efficient hydrogen evolution, *J. Mater. Chem. A*, 2020, **8**, 3203–3210.
 - 22 X. Peng, S. Zhao, Y. Mi, L. Han, X. Liu, D. Qi, J. Sun, Y. Liu, H. Bao, L. Zhuo, H. L. Xin, J. Luo and X. Sun, Trifunctional Single-Atomic Ru Sites Enable Efficient Overall Water Splitting and Oxygen Reduction in Acidic Media, *Small*, 2020, **16**, 2002888.
 - 23 L. Cao, Q. Luo, J. Chen, L. Wang, Y. Lin, H. Wang, X. Liu, X. Shen, W. Zhang, W. Liu, Z. Qi, Z. Jiang, J. Yang and T. Yao, Dynamic oxygen adsorption on single-atomic Ruthenium catalyst with high performance for acidic oxygen evolution reaction, *Nat. Commun.*, 2019, **10**, 4849.
 - 24 D. Wang, Q. Li, C. Han, Z. Xing and X. Yang, Single-atom ruthenium based catalyst for enhanced hydrogen evolution, *Appl. Catal., B*, 2019, **249**, 91–97.
 - 25 Z. Yu, Y. Li, A. Torres-Pinto, A. P. LaGrow, V. M. Diaconescu, L. Simonelli, M. J. Sampaio, O. Bondarchuk, I. Amorim, A. Araujo, A. M. T. Silva, C. G. Silva, J. L. Faria and L. Liu, Single-atom Ir and Ru anchored on graphitic carbon nitride for efficient and stable electrocatalytic/photocatalytic hydrogen evolution, *Appl. Catal., B*, 2022, **310**, 121318.
 - 26 L. Duan, F. Bozoglian, S. Mandal, B. Stewart, T. Privalov, A. Llobet and L. Sun, A molecular ruthenium catalyst with water-oxidation activity comparable to that of photosystem II, *Nat. Chem.*, 2012, **4**, 418–423.
 - 27 Y. Ding, P. Cai and Z. Wen, Electrochemical neutralization energy: from concept to devices, *Chem. Soc. Rev.*, 2021, **50**, 1495–1511.
 - 28 I. Amorim, J. Xu, N. Zhang, Z. Yu, A. Araújo, F. Bento and L. Liu, Dual-phase CoP–CoTe₂ nanowires as an efficient bifunctional electrocatalyst for bipolar membrane-assisted acid-alkaline water splitting, *Chem. Eng. J.*, 2021, **420**, 130454.
 - 29 J. Xu, I. Amorim, Y. Li, J. Li, Z. Yu, B. Zhang, A. Araujo, N. Zhang and L. Liu, Stable overall water splitting in an asymmetric acid/alkaline electrolyzer comprising a bipolar membrane sandwiched by bifunctional cobalt-nickel phosphide nanowire electrodes, *Carbon Energy*, 2020, **2**, 646–655.
 - 30 K. Artyushkova, B. Kiefer, B. Halevi, A. Knop-Gericke, R. Schlogl and P. Atanassov, Density functional theory calculations of XPS binding energy shift for nitrogen-containing graphene-like structures, *Chem. Commun.*, 2013, **49**, 2539–2541.
 - 31 W. Ren, X. Tan, W. Yang, C. Jia, S. Xu, K. Wang, S. C. Smith and C. Zhao, Isolated Diatomic Ni-Fe Metal–Nitrogen Sites for Synergistic Electroreduction of CO₂, *Angew. Chem., Int. Ed.*, 2019, **58**, 6972–6976.
 - 32 F. J. Escobar-Bedia, M. Lopez-Haro, J. J. Calvino, V. Martin-Diaconescu, L. Simonelli, V. Perez-Dieste, M. J. Sabater, P. Concepción and A. Corma, Active and Regioselective Ru Single-Site Heterogeneous Catalysts for Alpha-Olefin Hydroformylation, *ACS Catal.*, 2022, **12**, 4182–4193.
 - 33 X. Wang, Y. V. Kolen'ko, X.-Q. Bao, K. Kovnir and L. Liu, One-Step Synthesis of Self-Supported Nickel Phosphide Nanosheet Array Cathodes for Efficient Electrocatalytic Hydrogen Generation, *Angew. Chem., Int. Ed.*, 2015, **54**, 8188–8192.
 - 34 W. Li, X. Wang, D. Xiong and L. Liu, Efficient and durable electrochemical hydrogen evolution using cocoon-like MoS₂ with preferentially exposed edges, *Int. J. Hydrogen Energy*, 2016, **41**, 9344–9354.
 - 35 W. Li, D. Xiong, X. Gao, W.-G. Song, F. Xia and L. Liu, Self-supported Co-Ni-P ternary nanowire electrodes for highly

- efficient and stable electrocatalytic hydrogen evolution in acidic solution, *Catal. Today*, 2017, **287**, 122–129.
- 36 T. Qiu, Z. Liang, W. Guo, S. Gao, C. Qu, H. Tabassum, H. Zhang, B. Zhu, R. Zou and Y. Shao-Horn, Highly exposed ruthenium-based electrocatalysts from bimetallic metal-organic frameworks for overall water splitting, *Nano Energy*, 2019, **58**, 1–10.
- 37 E. Demir, S. Akbayrak, A. M. Önal and S. Özkar, Nanoceria-Supported Ruthenium(0) Nanoparticles: Highly Active and Stable Catalysts for Hydrogen Evolution from Water, *ACS Appl. Mater. Interfaces*, 2018, **10**, 6299–6308.
- 38 D. Luo, B. Zhou, Z. Li, X. Qin, Y. Wen, D. Shi, Q. Lu, M. Yang, H. Zhou and Y. Liu, Biomimetic organization of a ruthenium-doped collagen-based carbon scaffold for hydrogen evolution, *J. Mater. Chem. A*, 2018, **6**, 2311–2317.
- 39 F. Li, G.-F. Han, H.-J. Noh, I. Ahmad, I.-Y. Jeon and J.-B. Baek, Mechanochemically Assisted Synthesis of a Ru Catalyst for Hydrogen Evolution with Performance Superior to Pt in Both Acidic and Alkaline Media, *Adv. Mater.*, 2018, **30**, 1803676.
- 40 Y. Liu, S. Liu, Y. Wang, Q. Zhang, L. Gu, S. Zhao, D. Xu, Y. Li, J. Bao and Z. Dai, Ru Modulation Effects in the Synthesis of Unique Rod-like Ni@Ni₂P–Ru Heterostructures and Their Remarkable Electrocatalytic Hydrogen Evolution Performance, *J. Am. Chem. Soc.*, 2018, **140**, 2731–2734.
- 41 Y. Zheng, Y. Jiao, Y. Zhu, L. H. Li, Y. Han, Y. Chen, M. Jaroniec and S.-Z. Qiao, High Electrocatalytic Hydrogen Evolution Activity of an Anomalous Ruthenium Catalyst, *J. Am. Chem. Soc.*, 2016, **138**, 16174–16181.
- 42 Z. Liu, X. Yang, G. Hu and L. Feng, Ru Nanoclusters Coupled on Co/N-Doped Carbon Nanotubes Efficiently Catalyzed the Hydrogen Evolution Reaction, *ACS Sustainable Chem. Eng.*, 2020, **8**, 9136–9144.
- 43 J. Xu, T. Liu, J. Li, B. Li, Y. Liu, B. Zhang, D. Xiong, I. Amorim, W. Li and L. Liu, Boosting the hydrogen evolution performance of ruthenium clusters through synergistic coupling with cobalt phosphide, *Energy Environ. Sci.*, 2018, **11**, 1819–1827.
- 44 J. N. Hansen, H. Prats, K. K. Toudahl, N. Mørch Secher, K. Chan, J. Kibsgaard and I. Chorkendorff, Is There Anything Better than Pt for HER?, *ACS Energy Lett.*, 2021, **6**, 1175–1180.
- 45 R. Ye, Y. Liu, Z. Peng, T. Wang, A. S. Jalilov, B. I. Jakobson, S.-H. Wei and J. M. Tour, High Performance Electrocatalytic Reaction of Hydrogen and Oxygen on Ruthenium Nanoclusters, *ACS Appl. Mater. Interfaces*, 2017, **9**, 3785–3791.
- 46 Q. Wu, M. Luo, J. Han, W. Peng, Y. Zhao, D. Chen, M. Peng, J. Liu, F. M. F. de Groot and Y. Tan, Identifying Electrocatalytic Sites of the Nanoporous Copper–Ruthenium Alloy for Hydrogen Evolution Reaction in Alkaline Electrolyte, *ACS Energy Lett.*, 2020, **5**, 192–199.
- 47 G. Liu, W. Zhou, B. Chen, Q. Zhang, X. Cui, B. Li, Z. Lai, Y. Chen, Z. Zhang, L. Gu and H. Zhang, Synthesis of RuNi alloy nanostructures composed of multilayered nanosheets for highly efficient electrocatalytic hydrogen evolution, *Nano Energy*, 2019, **66**, 104173.
- 48 Z.-L. Wang, K. Sun, J. Henzie, X. Hao, C. Li, T. Takei, Y.-M. Kang and Y. Yamauchi, Spatially Confined Assembly of Monodisperse Ruthenium Nanoclusters in a Hierarchically Ordered Carbon Electrode for Efficient Hydrogen Evolution, *Angew. Chem., Int. Ed.*, 2018, **57**, 5848–5852.
- 49 J. Zhang, P. Liu, G. Wang, P. P. Zhang, X. D. Zhuang, M. W. Chen, I. M. Weidinger and X. L. Feng, Ruthenium/nitrogen-doped carbon as an electrocatalyst for efficient hydrogen evolution in alkaline solution, *J. Mater. Chem. A*, 2017, **5**, 25314–25318.
- 50 S. M. Alia, S. Stariha and R. L. Borup, Electrolyzer Durability at Low Catalyst Loading and with Dynamic Operation, *J. Electrochem. Soc.*, 2019, **166**, F1164–F1172.
- 51 S. Siracusano, V. Baglio, N. Van Dijk, L. Merlo and A. S. Aricò, Enhanced performance and durability of low catalyst loading PEM water electrolyser based on a short-side chain perfluorosulfonic ionomer, *Appl. Energy*, 2017, **192**, 477–489.
- 52 P. Paciok, M. Schalenbach, M. Carmo and D. Stolten, On the mobility of carbon-supported platinum nanoparticles towards unveiling cathode degradation in water electrolysis, *J. Power Sources*, 2017, **365**, 53–60.
- 53 Z. Pu, I. S. Amiin, Z. Kou, W. Li and S. Mu, RuP₂-Based Catalysts with Platinum-like Activity and Higher Durability for the Hydrogen Evolution Reaction at All pH Values, *Angew. Chem., Int. Ed.*, 2017, **56**, 11559–11564.
- 54 C. Wang and L. Qi, Heterostructured Inter-Doped Ruthenium–Cobalt Oxide Hollow Nanosheet Arrays for Highly Efficient Overall Water Splitting, *Angew. Chem., Int. Ed.*, 2020, **59**, 17219–17224.
- 55 E. Demir, S. Akbayrak, A. M. Önal and S. Özkar, Ceria supported ruthenium(0) nanoparticles: Highly efficient catalysts in oxygen evolution reaction, *J. Colloid Interface Sci.*, 2019, **534**, 704–710.
- 56 Y. Lin, L. Zhao, L. Wang and Y. Gong, Ruthenium-doped NiFe-based metal–organic framework nanoparticles as highly efficient catalysts for the oxygen evolution reaction, *Dalton Trans.*, 2021, **50**, 4280–4287.
- 57 Y. Lin, M. Zhang, L. Zhao, L. Wang, D. Cao and Y. Gong, Ru doped bimetallic phosphide derived from 2D metal organic framework as active and robust electrocatalyst for water splitting, *Appl. Surf. Sci.*, 2021, **536**, 147952.
- 58 C. Gao, H. Wang, S. Li, B. Liu, J. Yang, J. Gao, Z. Peng, Z. Zhang and Z. Liu, Enhanced cobalt-based catalysts through alloying ruthenium to cobalt lattice matrix as an efficient catalyst for overall water splitting, *Electrochim. Acta*, 2019, **327**, 134958.
- 59 Z. Peng, J. Liu, B. Hu, Y. Yang, Y. Guo, B. Li, L. Li, Z. Zhang, B. Cui, L. He and M. Du, Surface Engineering on Nickel–Ruthenium Nanoalloys Attached Defective Carbon Sites as Superior Bifunctional Electrocatalysts for Overall

- Water Splitting, *ACS Appl. Mater. Interfaces*, 2020, **12**, 13842–13851.
- 60 S. Cherevko, S. Geiger, O. Kasian, N. Kulyk, J.-P. Grote, A. Savan, B. R. Shrestha, S. Merzlikin, B. Breitbach, A. Ludwig and K. J. J. Mayrhofer, Oxygen and hydrogen evolution reactions on Ru, RuO₂, Ir, and IrO₂ thin film electrodes in acidic and alkaline electrolytes: A comparative study on activity and stability, *Catal. Today*, 2016, **262**, 170–180.
- 61 N. Hodnik, P. Jovanovič, A. Pavlišič, B. Jozinovič, M. Zorko, M. Bele, V. S. Šelih, M. Šala, S. Hočevar and M. Gaberšček, New Insights into Corrosion of Ruthenium and Ruthenium Oxide Nanoparticles in Acidic Media, *J. Phys. Chem. C*, 2015, **119**, 10140–10147.
- 62 L. Bai, Z. Duan, X. Wen, R. Si, Q. Zhang and J. Guan, Highly Dispersed Ruthenium-Based Multifunctional Electrocatalyst, *ACS Catal.*, 2019, **9**, 9897–9904.