



Cite this: *Chem. Soc. Rev.*, 2020, **49**, 5704

Advances in catalytic routes for the production of carboxylic acids from biomass: a step forward for sustainable polymers

J. Iglesias, ^a I. Martínez-Salazar, ^b P. Maireles-Torres, ^c D. Martín Alonso, ^{de} R. Mariscal ^b and M. López Granados ^{*b}

Polymers are ubiquitously present in our daily life because they can meet a wide range of needs and fields of applications. This success, based on an irresponsible linear consumption of plastics and the access to cheap oil, is creating serious environmental problems. Two lines of actions are needed to cope with them: to adopt a circular consumption of plastics and to produce renewable carbon-neutral monomers. This review analyses the recent advances in the chemocatalytic processes for producing biomass-derived carboxylic acids. These renewable carboxylic acids are involved in the synthesis of relevant general purpose and specialty polyesters and polyamides; some of them are currently derived from oil, while others can become surrogates of petrochemical polymers due to their excellent performance properties. Polyesters and polyamides are very suitable to be depolymerised to other valuable chemicals or to their constituent monomers, what facilitates the circular reutilisation of these monomers. Different types of carboxylic acids have been included in this review: monocarboxylic acids (like glycolic, lactic, hydroxypropanoic, methyl vinyl glycolic, methyl-4-methoxy-2-hydroxybutanoic, 2,5-dihydroxypent-3-enoic, 2,5,6-trihydroxyhex-3-enoic acids, diphenolic, acrylic and δ -amino levulinic acids), dicarboxylic acids (2,5-furandicarboxylic, maleic, succinic, adipic and terephthalic acids) and sugar acids (like gluconic and glucaric acids). The review evaluates the technology status and the advantages and drawbacks of each route in terms of feedstock, reaction pathways, catalysts and economic and environmental evaluation. The prospects and the new research that should be undertaken to overcome the main problems threatening their economic viability or the weaknesses that prevent their commercial implementation have also been underlined.

Received 28th February 2020

DOI: 10.1039/d0cs00177e

rsc.li/chem-soc-rev

1. Introduction

Carboxylic acids are involved in the synthesis of an extensive family of polymers: polyesters and polyamides. The deployment of polyesters and polyamides in particular, and of polymers in general, is a story of success. A small number of polymers that can be prepared in a relatively simple manner are capable of covering many possible applications: packaging, piping, use in the

automobile industry, furniture, household utensils, containers, toys, textile fibres, coatings, *etc.*¹ It can be said that there is a plastic for any need demanded by consumers. This success has resulted in an average annual growth of the production of plastics in the range of 3–4%. The global production of plastics reached 348 million tons by 2017.² In those 348 million tons, polyesters and polyamide fibres are not included; in 2014, the consumption of polyester and polyamide fibres exceeded 46 and 4 million tons, respectively.³

To date, the utilisation of polymers has mainly relied on the ease of access to low-cost oil and on the adoption of an unsustainable and irresponsible linear model of utilisation with little or no consideration of either the disposal or end-use of plastics that, in the best of the cases, go to landfills or are burned, leading to considerable contamination.^{4–6}

Sustainability, in general, is a key parameter for the future of polymers. First, this requires the replacement of the oil feedstock by other renewable resources, such as non-food biomass.^{7–10} Polyester and polyamide synthesis involves carboxylic molecules,

^a Chemical & Environmental Engineering Group, Universidad Rey Juan Carlos, C/Tulipan, s/n, Mostoles, Madrid 28933, Spain

^b EQS Group (Sustainable Energy and Chemistry Group), Institute of Catalysis and Petrochemistry (CSIC), C/Marie Curie, 2, 28049 Madrid, Spain.
E-mail: mlgranados@icp.csic.es

^c Universidad de Málaga, Departamento de Química Inorgánica, Cristalografía y Mineralogía (Unidad Asociada al ICP-CSIC), Facultad de Ciencias, Campus de Teatinos, 29071 Málaga, Spain

^d Glucan Biorenewables LLC, Madison, WI 53719, USA

^e Department of Chemical and Biological Engineering, University of Wisconsin-Madison, 1415 Engineering Drive, Madison, WI 53706, USA



and, fortunately, there are many routes for producing carboxylic acids from non-food lignocellulosic biomass suitable for polymerisation.^{8,11–13}

Second, sustainability also requires the adoption of a circular utilisation of polymers to prevent leakage of polymers into the environment. Chemical recycling and/or repurposing to other polymers are the preferred options.^{7,14,15} Mechanical reutilisation is problematic due to the difficulties of effective separation technologies to prevent contamination with other plastics, metals, chemicals, pigments, *etc.*, which eventually results in a reduced quality of the recycled product.^{7,8,15} Polyester and polyamides are good candidates for chemical recycling or repurposing because they can be either chemically depolymerised to their constituent monomers or chemically repurposed as other polymers.^{11,16–18}

Biodegradability is not the best end-of-life option (micro-organisms benefit only from biodegradation)¹⁹ and may even be a problem because durability is required for most of the

plastic uses and affect storage times considerably. However, biodegradability of polymers can be desirable when recycling is not viable and for specific single use plastics (including tableware or food packaging) or for those intentionally designed to be released into the environment (such as agricultural films). In this context biodegradable polyesters already exist, such as poly(butylene adipate-*co*-terephthalate), poly(hydroxyalkanoates), poly(butylene succinate) and poly(L-lactic acid) (the latter when composted).^{20,21}

This review will cover the main achievements accomplished so far in the chemical catalytic routes for producing carboxylic acids of interest in the production of commercialised polymers and that are amenable to manufacture from lignocellulose. More specifically, we will outline the most recent advances in the catalytic synthesis of mono- and dicarboxylic acids and hydroxycarboxylic acids. This review is also extended to carboxylic acids for other not yet commercial polymers with the potential to



J. Iglesias

Jose Iglesias was born in Benavente (Spain) in 1976. He received his MEng from Universidad Complutense, Madrid (1999, UCM), and his PhD in Chemical Engineering from Universidad Rey Juan Carlos (2005, URJC) working on the development of new catalysts for olefin asymmetric oxidation. Currently, he holds a position as Associate Professor in Chemical Engineering in the Department of Chemical, Energy and Mechanics Technology at

URJC. His main research interests are focused on the rational design of heterogeneous catalytic systems for green and fine chemistry, lately applied to the chemical valorisation of biomass.



I. Martínez-Salazar

I. Martínez-Salazar received her MS degree in Organic Chemistry in 2018 from Universidad Autónoma de Madrid (UAM). She is conducting her PhD research at Institute of Catalysis and Petrochemistry (ICP-CSIC), where she joined in February 2019 under the guidance of Dr Rafael Mariscal. As a doctoral student, she is working on the development of new solid catalysts for the synthesis of adipic acid from biomass for use as a renewable monomer.



P. Maireles-Torres

Prof. Pedro Maireles-Torres received his BS degree in 1987 and PhD degree in 1991 at Málaga University (Spain). After a post doc stay of four years in Montpellier (France), he came back to Málaga University, being promoted to associate professor in 1999, and full professor in 2009. Initially, the research was aimed at the synthesis of mesoporous materials from layered metal(IV) phosphates and heteroatom-doped silica, and their use

in heterogeneous catalysis, ion-exchange and sorption processes. From 2004, the research interest is focused on heterogeneous catalysis for the production of biofuels and value-added chemicals from lignocellulosic biomass and vegetable oils.



D. Martin Alonso

Dr Martín Alonso earned his Bachelor degree in Chemical Engineering at the University of Salamanca (Spain) and his PhD at Catalysis and Petrochemistry Research Institute (Spain) working in the production of biodiesel using heterogeneous catalysis. In 2009 he moved to UW-Madison to work with Prof. James A. Dumesic at the University of Wisconsin-Madison studying new catalytic processes to convert biomass into chemicals and fuels. He is the

(co)author of 52 peer-reviewed manuscripts and currently he is the Director of Research and Development at Glucan Biorenewables LLC, a start-up company focused on biomass fractionation and the production of furanic chemicals.



replace some oil-derived commercial polymers because of their suitable properties. The chemical profile of this journal precludes the description of other routes based on biotechnological processes. Fatty acids are not included in this review because they are obtained in practice from vegetable oil. Lignin-derived ferulic acid is also out of the scope of this review: enzymatic and chemical hydrolysis methods using NaOH are the more extended protocols to extract it from lignocellulose.

Excellent reviews outlining the production of monomers from biomass have already been published (see ref. 12, 13 and 22); they have been written in a wider context describing all existing possible renewable polymers and monomers, their properties and the main features of the synthesis process. Our review presents a narrower and more specialised target: a comprehensive description of the key technical aspects of the chemocatalytic routes involved in the synthesis of (only) renewable carboxylic acids from lignocellulose. Recent reviews have revised the heterogeneous catalytic processes for the synthesis of biobased polyesters¹¹ or functionalised carboxylic acids²³ from cellulose. Our review is not restricted to cellulosic sugars but also includes hemicellulosic sugars and lignin.

For a more precise discussion of the investigations, we have gathered the information in tables that summarise the reaction conditions and the most relevant catalytic properties, *i.e.*, conversion of the substrate and yield of the acid. When the reaction was conducted under continuous mode, the space-time yield (STY) of the product is an excellent predictor for comparing different catalysts, irrespective of the reaction conditions used (under the assumption that the conditions have been optimised for the maximum yield of the product). Unfortunately, in most cases, the investigations were conducted in batch reactors using a different set of reaction conditions, especially different reaction times and concentrations of reactants and catalysts. This makes a direct comparison between the different catalysts quite complicated. In an attempt to reasonably compare the different catalysts for these cases, we have included the productivity per mass of catalyst in


terms of $g_{\text{product}} g_{\text{cat}}^{-1} h^{-1}$. We are aware that this cannot be used as an absolute metric for the superior performance of a catalyst because it does not convey information on the concentration of the substrate and the stability of the catalyst. In addition, its value can still be subjected to improvements by finer adjustment of the reaction conditions. However, this parameter provides relevant information: first, how productive a given transformation is in comparison to others in this review and, second, the relative amount of catalyst needed to achieve high yields. Consequently, this allows us to separate catalysts that did not perform very well from the group of catalysts that warrant further investigation.

In some cases, the literature is so scarce that all of the investigations conducted are discussed. In other cases, such as the production of adipic acid, terephthalic acid and furandicarboxylic acid, the number of studies is so overwhelming that a precise comparison of all catalytic studies is beyond the scope of this review. In these cases, we have substantially summarised the topic, depicting the key technical features of the process and the most active and robust family of catalysts identified so far for the process. In addition to reviewing the key features of the different catalytic technologies, we also underline the future prospects and new investigations that must be conducted to overcome the problems and weaknesses that prevent their commercial implementation. Although we have included a section devoted to the overall concluding remarks and future prospects of the overall topic, we have also included at the end of each section a short summary with the specific future challenges.

2. Monocarboxylic acids

2.1. Hydroxy monocarboxylic acids

Hydroxyacids constitute a highly interesting category of bifunctional chemicals, which are liable to be transformed into polyesters because the coexistence of an alcohol and an acid functionality in the same molecule theoretically results in an easy condensation process that provides linear polymers. Hydroxyacids are



R. Mariscal

Rafael Mariscal received his BS (1987) in Chemistry from the University of Cordoba and his PhD from the Complutense University of Madrid in 1991 on catalytic oxidative coupling of methane. This experimental work was carried out at the Institute of Catalysis and Petrochemistry (ICP-CSIC). After a postdoctoral stay at the Technological University of Delft, he returned to ICP-CSIC, where he currently develops his career as a scientific researcher.

His research interests are focused on the heterogeneous catalytic process applied to energy and environment. In the last decade, he has concentrated his activities to obtain biofuels, chemicals and monomers from biomass.



M. López Granados

Manuel López Granados is a Scientific Researcher at the Institute of Catalysis and Petrochemistry of CSIC (ICP-CSIC). He received his BSc degree from the University of Córdoba (1986) and then moved to ICP-CSIC to conduct the research needed for receiving his PhD from the University Complutense of Madrid (1991). He was a postdoctoral researcher at the University of Utrecht (The Netherlands) and Notre Dame (USA) between 1991–1993. Then

he returned to Spain to ICP-CSIC where he got a permanent position at ICP. His research interest is now focused on the development of catalytic technologies for the valorisation of biomass to valuable renewable chemicals, monomers and biofuels.



characterized by a notably high proportion of oxygen in their composition, especially those with short carbon chains, and their production from biomass – a typical oxygen-rich feedstock – makes deep deoxygenation reactions unnecessary. Furthermore, conditioning of the oxygen functionalities is still required to provide carboxylic acid and hydroxyl groups. In this way, different hydroxyacids have been reported to be produced from biomass feedstocks, ranging from C₂ glycolic acid, which is the shortest component of this category, to hydroxyacids with chain lengths of 6–14 carbons.

Hydroxyacids occur in nature in several ways. On one hand, simple, short carbon chain compounds, such as glycolic or lactic acids, are formed in metabolic routes in the vast majority of living organisms.²⁴ On the other hand, polyesters like polyhydroxyalkanoates (PHA) are known to occur as energy storage compounds in several types of microbial organisms.^{25,26} These polyesters, due to their biological origin, are biodegradable and biocompatible materials; thus, they have applications in several areas, with most being related to medicine.^{27,28} Despite knowing about the existence of both hydroxyacids and PHA in microorganisms since 1780²⁹ and 1920,³⁰ respectively, the polymer industry has not focused their attention on the fabrication of these biobased monomers and polymers until a few decades ago.^{31,32} The main reason is the high costs associated with their production, as making biobased polyesters is an attractive option only in the context of high oil prices. Both of them are produced at an industrial scale using biological pathways, although the production of hydroxyacids (*e.g.*, lactic acid) greatly exceeds that of PHA.³² Unlike hydroxyacids, PHAs are exclusively produced by means of fermentation routes. Thus, PHAs are outside of the topic covered by this review because this section is devoted to the main chemocatalytic routes for the synthesis of hydroxyacids for polyester production. These include the shortest hydroxyacid (glycolic acid), C₃ hydroxyacids (lactic acid and 3-hydroxypropionic acid), and some examples of larger C₄–C₆ hydroxyacids, which have shown high potential in the preparation of functional polymers.

2.1.1. Glycolic acid. Glycolic acid (GA) is the smallest hydroxyacid, showing a C₂ carbon backbone. This hydroxyacid is commercially employed in a wide variety of applications, *e.g.*, as a synthon in organic synthesis, as an agent for chemical cleaning and metal chelation, as a formulation in cosmetics (skincare), and in the fabrication of polyesters such as polyglycolide and the hybrid poly(lactide-*co*-glycolide). The high biodegradability and biocompatibility of these polymers make them ideal for biomedical applications,³³ such as tissue engineering³⁴ or for the synthesis of absorbable sutures.³⁵ Although the global demand for hydroxyacids increases every year, the global production of glycolic acid is still quite limited, being estimated at 78.1 kton per year in 2018.³⁶

The synthesis of glycolic acid has been industrially approached through different procedures using several feedstocks, namely, formaldehyde and acetic acid.³⁷ The first industrial process for GA fabrication was that developed by Du Pont and was based on a hydrative carbonylation of formaldehyde in the presence of sulfuric acid under very harsh reaction conditions

(473–523 K; 300–700 bar).³⁸ This process coexisted with a method developed by Hoechst,³⁹ involving the chlorination of acetic acid and the subsequent hydrolysis of the resulting chloroacetic acid in the presence of sodium hydroxide. Although this last method requires milder operating conditions compared to the formaldehyde-based method, it involves extensive consumption of water. Within the above context, biotechnological processes are emerging as highly promising environmentally friendly alternatives to classical chemical processes.²⁴ Nevertheless, the requirements for low-concentration substrates, which is a typical feature of biotechnological methods, limit the amplification of this technology to the industrial scale. However, other chemical routes from biomass-derived substrates can be considered a reasonably efficient option for the production of glycolic acid, which may be used as alternatives to both classical chemical routes and the yet-to-be-developed biotechnological processes.

A hydrothermal treatment of lignocellulosic biomass has been reported as an effective way to produce an energy-dense carbon material together with a water stream loaded with a wide variety of organic acids, including GA. This strategy can be applied to the synthesis of hydroxyacids because of its inherent simplicity; however, its selectivity is poor, thus making it a less practical application for GA production.^{40,41} Some authors have studied the use of niobia on silica⁴² and basic hydrotalcites⁴³ in the treatment of cellulose in water at 453 K. These investigations have aimed to take advantage of the activity of these materials during the depolymerization of cellulose and the fragmentation of the evolving monosaccharide units into small molecules, which is conducted mainly through retro-aldol condensation pathways; the above mechanism makes them easier to transform into organic acids. Under these conditions, niobia materials were able to transform 60% of the converted cellulose into glycolic acid. However, this transformation required long contact times (> 24 h) to achieve high product yields, resulting in impractical results for an industrial scale.

Metal oxides have been considered as an alternate method; for instance, the use of Mo-based Keggin-type polyoxometalates (POM) is an interesting option. Molybdenum heteropolyacids combine two interesting functions – Brønsted- and Lewis-type acidity. Hydrolytic transformations, such as the hydrolysis of cellulose to glucose, can be promoted by Brønsted acid sites, whereas Lewis sites allow glycolytic transformations, such as retro-aldol condensation, as well as oxidation transformations. Thus, in the presence of phosphomolybdic acid in aqueous media, cellulose has been described to undergo a hydrolysis step to yield glucose, which subsequently evolves through two consecutive retro-aldol condensations yielding three molecules of glycolaldehyde – the main intermediate; the above molecules are then oxidized to glycolic acid.^{44,45} This strategy allowed the conversion of complex feedstock into GA with a reasonably high selectivity. Thus, commercial cellulose powder (90.5% conversion, 49.3% yield), sugarcane bagasse (91.7% conversion, 32.2% yield) and hay (80.1% conversion, 27.9% yield) provide moderate quantities of glycolic acid, along with a minor amount of short-chain organic acids. The reaction procedure consists of treating the substrate (200 mg) in water (20 mL) at 453 K and 60 bar O₂



with a substrate to catalyst molar ratio of 4 : 1 for a short contact time (1 h). Moreover, heteropolyacids can be reused for 9 runs with a negligible decay in catalytic activity, though a complex procedure – consisting of the removal of the remaining substrate by filtration, drying by vacuum evaporation, esterification of the glycolic acid for its recovery by distillation, and a thermal treatment in oxygen – has to be applied to recover the catalyst.

A different approach to the production of glycolic acid is an oxidation pathway from renewable biomass feedstock, such as glycerol or its derived chemical dihydroxyacetone (DHA) (Fig. 1). This strategy has been investigated for different catalytic systems, including supported noble and non-noble metals and heteropolyacids, among others. First proposed by the group of Sankar *et al.*, gold and palladium nanoparticle-based catalysts have been demonstrated to be highly active in the transformation of glycerol into GA under mild temperature conditions (below 393 K).⁴⁶ Under optimal conditions – 15 mL of glycerol in water (0.3 mol L⁻¹), NaOH : glycerol = 2 : 1, substrate to metal molar ratio = 500, and a contact time of 4 h – Au on carbon is able to convert glycerol into sodium glycolate with an ~50% yield, regardless of whether oxygen or hydrogen peroxide is used as the oxidant. The resultant sodium glycolate, derived from the use of an alkali reaction medium, requires a multistep purification strategy to obtain the final glycolic acid. To circumvent the complex workup to transform glycolate salts into GA, the use of hydrotalcite-supported Au NPs under base-free conditions has been proposed.⁴⁷ This option allows a 78% conversion of glycerol solutions (0.1 mol L⁻¹, 5 mL), with a 53% selectivity to GA after coming into contact with Pt on the hydrotalcite (substrate to metal molar ratio of 800) for 6 h in an oxygen atmosphere. In both cases, the Au on carbon and the Pt on hydrotalcites, the overall reaction pathway is based on the generation of tartronic acid, followed by a decarboxylation step, which can be considered an inefficient reaction pathway in terms of atom economy.

As an alternative to these previous works, Xi *et al.*⁴⁸ formulated the use of copper-based oxidation (non-noble metal) catalysts to convert DHA to glycolic acid using hydrogen peroxide as the oxidant. Cu/Al₂O₃ displays a very high selectivity (100% substrate conversion, 94% yield to glycolic acid) in the conversion of DHA at room temperature after 24 h. The proposed reaction

mechanism for this oxidation pathway involves the cleavage of a C–C bond in the transformation of DHA into glycolic acid, which yields formic acid, formamide or an alkyl formate if a secondary amine or an alcohol is present in the reaction media. This strategy allows the recovery of a third carbon from the DHA backbone for a different application. The above recovery overcomes the main drawback ascribed to oxidation pathways, which is their low atom economy. However, this strategy is far from being applicable in industry, as the high H₂O₂/DHA ratio required to obtain high GA yields (~3) makes its application difficult on a large scale.

Another strategy used for producing GA from renewable biomass feedstock was reported by Dapsens *et al.*⁴⁹ These authors start from glyoxal, a C₂ compound present in pyrolysis bio-oil, which is converted into GA with the aid of a Lewis-acid catalyst through a 1,2-hydride shift pathway. This strategy is similar to that followed in the production of other hydroxyacids, such as lactic acid, which will be seen in the following sections. Thus, different solid Lewis acid catalysts have been tested in the transformation of glyoxal into GA, including USY zeolites with different extra-framework aluminium (EFAL) and gallium contents and with Ti- and Sn-silicalites prepared through different methods. The results are evidence of the superior performance of tin-functionalized silicalite, which provides an excellent substrate conversion (96%) and very high GA yield (over 90%) when treating 5 wt% glyoxal aqueous solutions (200 mg glyoxal, 80 mg catalyst, 3.8 g water) at 363 K for 18 h. Furthermore, the selected catalyst displays excellent reusability and stability under continuous flow operating conditions, showing high potential for being scaled up to industrial production.

In summary, the interesting properties of poly(glycolic acid) and related copolymers make this polyester a highly interesting option for future applications, namely, in the field of biomedicine. Consequently, an increasing demand is expected for this bioplastic and its monomers. A sustainable and cost-efficient process for the production of the main monomer, glycolic acid, remains a challenge. Biotechnological and chemocatalytic pathways involving routes with a high atom economy will probably play a major role in the development of industrial processes to replace the environmentally unfriendly methods currently existing for GA production. Within the field of chemistry, the transformation of glyoxal – either that present in high-temperature pyrolysis bio-oil or synthesized from sugar monosaccharides through a combination of retro-aldol and oxidation pathways – seems to be one of the most efficient routes for the production of glycolic acid. Nevertheless, there are still some challenges to overcome, such as testing the capability of Lewis acid catalysts – *e.g.*, high EFAL USY – to drive the transformation of glyoxal into glycolic acid in real bio-oil samples, or increasing the selectivity of bifunctional acid-oxidation catalysts – *e.g.*, polyoxometalates – in the direct transformation of sugars into GA using environmentally friendly oxidants such as air.

2.1.2. Lactic acid. 2-Hydroxy-propanoic acid, or lactic acid (LA), is the most prominent member of hydroxyacids in industry. LA is a C₃ hydroxyacid where the hydroxyl functionality is bound to the central carbon. The above structure leads to a stereogenic centre, which is the origin of the two chiral forms of lactic acid: the

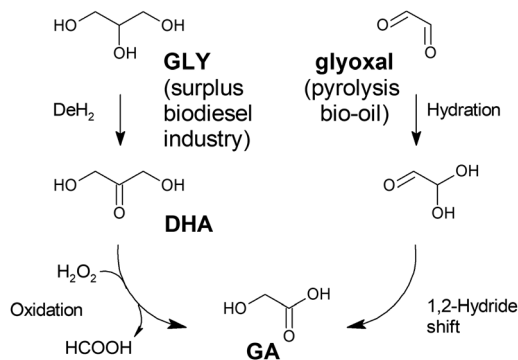


Fig. 1 Reaction pathways for the production of glycolic acid from renewable feedstocks. GLY: glycerol; DHA: dihydroxy acetone; GA: glycolic acid.



naturally occurring L-(+)-S enantiomer, present in living organisms, and the less abundant D-(-)-R isomer. LA is applied in end-products e.g., as a food acidulant,⁵⁰ as a masking agent for tanning,⁵¹ as a moisturizer in cosmetics,⁵² and in electrolyte and oral hygiene pharma formulations.⁵³ LA is also an important platform molecule used in the synthesis of different chemicals,²⁹ such as alkyl lactates (green solvents), acrylic acid and propylene glycol (monomers). Despite the versatility of this hydroxyacid in the synthesis of all these chemicals, the most important application of lactic acid is the production of poly(lactic acid) (PLA), a biodegradable thermoplastic whose production accounts for 10% of the entire bioplastics industry with a forecast of up to 50% increase in production in the next few years.

Lactic acid tends to polymerize if highly concentrated, leading to dimers, trimers, and low molecular weight oligomers, but the production of high molecular weight PLA is only achieved through a few condensation strategies.⁵⁴ Molecular weight is one of the properties of PLA that influences its thermal and mechanical properties, and a minimum MW is necessary to make PLA suitable for commercial applications.⁵⁵ In this context, a two-step process in which lactide – a cyclic dimer of lactic acid – is obtained as an intermediate is one of the most prolific strategies at the industrial scale.⁵⁶ In this process, lactic acid is prepolymerized to lactide and then transformed by a ring-opening polymerization into high molecular weight PLA. Another important feature that influences the final properties of PLA is tacticity. Isotactic and stereoblock copolymers of PLA display superior thermal, mechanical and chemical properties compared to those of syndiotactic or atactic PLA.^{57,58} Since tacticity in PLA is linked to the chirality of the monomer, its control during the synthesis or the separation of the different enantiomers is of major importance to obtain commercial grade PLA.

With a global production of 714 kton in 2013 and a forecast of sustained growth of approximately 15% in yearly demand, a worldwide production of more than 1960 kton of lactic acid is expected in 2020, making LA the most manufactured hydroxyacid.⁵⁹ LA is industrially produced by anaerobic fermentation of carbohydrate-rich feedstock,⁶⁰ most of them edible raw materials (e.g., sucrose), although some other non-edible carbohydrate sources (e.g., lignocellulose biomass hydrolysate) are being explored as starting points.⁶¹ Specialized bacteria (*Lactobacillus delbrueckii*, *Lactobacillus casei*, *Enterococcus faecalis*, etc.) are conventionally used, although the use of yeasts has expanded in recent years. Fermentations with wild species of these microorganisms provide optically pure L-(+)-S enantiomers of LA, whereas the production of the D-(-)-R enantiomer requires bioengineered strains.⁶² Fermentations are conducted at mild temperatures (313–318 K) in batch or semi-batch units operating in dilute broths (~5 g substrate per L), causing the characteristic low volumetric productivity of fermentations. The pH value is a key operational parameter that has to be adjusted to a range of 5–7 and is typically accomplished by the addition of lime (Ca(OH)₂); the above pH range prevents the inhibition of bacteria at low pH values. Lactate salts are thus produced, and this influences the recovery of lactic acid, which is usually accomplished by the gypsum

process. Fermentation broths are conventionally treated with H₂SO₄ to turn calcium lactate into lactic acid at pH < 2, while also yielding gypsum in high quantities (~1 kg CaSO₄ per kg LA), which is disposed. Finally, LA purification requires an expensive multistep process. Lactic acid has to be concentrated and purified to the required grade, which depends on the final application. In summary, biotechnological production of lactic acid is usually performed starting from edible feedstock, using a reasonably low volumetrically productive process and involving the generation of a large amount of waste (CaSO₄). In this way, the main costs associated with the production of lactic acid fall upon the starting feedstock and downstream product recovery. To decrease these costs, alternative chemical routes, which usually involve low restrictions both in operation and raw material possibilities compared to that with fermentation, have been explored.

A lactonitrile process, once dominant at the industrial scale, has been the only chemical process in the industrial fabrication of this hydroxyacid.⁶³ It uses acetaldehyde together with HCN to produce lactonitrile, which is subsequently hydrolysed to yield a racemic mixture of lactic acid. Nevertheless, environmental, energy and economic issues related to this technology have forced it to be substituted with fermentation processes.^{64–66} No other chemical routes have been scaled up for the industrial production of lactic acid. However, this has been an area of extraordinary research over the last decade because of the expansion in the number of commercial applications of lactic acid and the development of catalytic processes for the valorization of biomass-derived molecules, namely, glycerol and sugar monosaccharides.

2.1.2.1. Lactic acid from glycerol. Glycerol is an appropriate raw starting material for the production of lactic acid, as it already contains a C₃ carbon skeleton, making C–C cleavage or coupling reactions unnecessary. In addition, glycerol is conventionally obtained as a 6-fold surplus in the biodiesel industry as it is needed for different applications; thus, it is a rather economic and plentiful feedstock. Glycerol transformation into lactic acid is conventionally assumed to occur through a cascade of reactions⁶⁷ involving the oxidative dehydrogenation of glycerol into a triose-glyceraldehyde (GLA) or dihydroxy acetone (DHA) (Fig. 2). These species are in equilibrium, and both can evolve through dehydration into an enol (2-hydroxy acrolein, 2-HAC), which is tautomerized to pyruvaldehyde (PAL). PAL is then transformed into lactic acid through different pathways, depending on the used catalyst – a benzylic acid-type rearrangement if a base or a hydration and 1,2-hydride shift if a Lewis acid – or to alkyl lactate if transformed in the presence of an alcohol.

Glycerol dehydrogenation can be performed through a hydrothermal treatment under high-temperature conditions in the presence of soluble alkali and alkaline-earth bases (NaOH, KOH, Ca(OH)₂, Ba(OH)₂, etc.)^{68–70} or by using metal species with dehydrogenation activity – Pt, Pd, Au, Ni, Cu, etc. – in the presence of soluble bases.^{71–73} The dehydration of trioses to PAL and its transformation into lactic acid can be performed using the same alkalis as above or in the presence of acids. Hydrothermal alkali treatments with strong soluble bases, both with and without the assistance of metal catalysts, have been



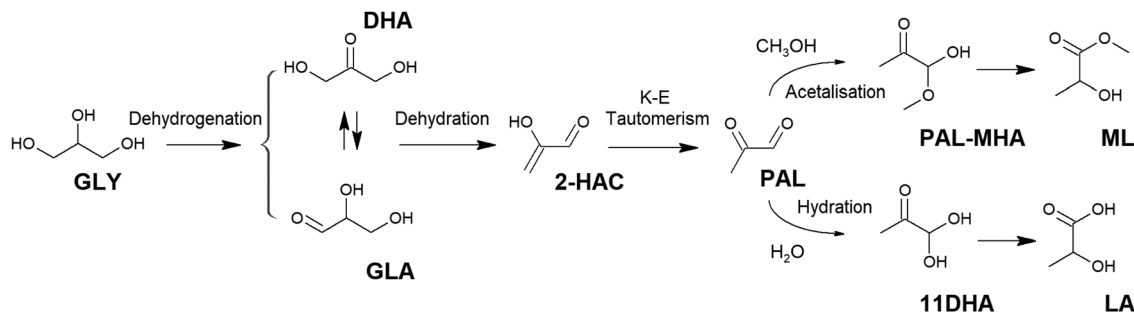


Fig. 2 Transformation of glycerol into lactic acid and methyl lactate. GLY = glycerol; DHA = Dihydroxyacetone; GLA = glyceraldehyde; 2-HAC = 2-hydroxy acrolein; PAL = pyruvaldehyde; PAL-MHA = pyruvaldehyde methyl hemiacetal; ML = methyl lactate; 11DHA = 1,1-dihydroxy acetone; LA = lactic acid.

extensively reported. However, these alternatives lead to the production of lactic acid as lactate salts, and thus, their recovery and purification are conditioned in the same way as in fermentation routes. On the other hand, the use of oxidation pathways in the presence of acid sites, provides lactic acid as a free acid and seems to be one of the most interesting options for the valorization of glycerol.⁷⁴

Bifunctional catalysts that are able to convert glycerol into lactic acid in a single step have been prepared by supporting different metals with dehydrogenation/oxidation activity on solid acids. The influence of the solid support acidity has been assessed by several authors with alumina-supported gold nanoparticles.

Alumina is a well-known amphoteric metal oxide whose acid/base properties can be tuned by mixing with other metal oxides.^{75,76} These studies have revealed that basic supports, such as MgO/Al₂O₃, enhance the dehydrogenation–oxidation activity of gold, leading to formic acid as the major product. In contrast, doping alumina with MoO₃ and WO₃ enhances the acidity of the material, which moderates the activity of gold and shifts its selectivity towards the formation of DHA; DHA is the key intermediate in the transformation from glycerol to lactic acid. Komanoya *et al.* performed studies on different combinations of active metals supported on Lewis acids⁷⁷ (Table 1, entries 1–4). Platinum nanoparticles supported on titania supports is a good example

Table 1 Transformation of glycerol into lactic acid in the presence of bifunctional Lewis acid/metal catalysts

#	Catalyst	Operating conditions					Catalytic results					Ref.
		Solv. ^a	S cc ^b (wt%)	C/S ^c (wt%)	PO ₂ ^d (bar)	T ^e (K)	t ^f (h)	X _S ^g (%)	Y _{Lact} ^h (%)	Product. ⁱ (g g _{cat} ⁻¹ h ⁻¹)	Deact. ^j	
Metal oxides												
1	Pt/TiO ₂	H ₂ O	18.4	54.0	5	323	18	70	49	0.05	m (4 runs)	77
2	Pt/Nb ₂ O ₅	H ₂ O	18.4	54.0	5	323	18	82	39	0.04	n.s.	77
3	Pt/ZrO ₂	H ₂ O	18.4	54.0	5	323	18	79	36	0.04	n.s.	77
4	Pt/Al ₂ O ₃	H ₂ O	18.4	54.0	5	323	18	68	28	0.03	n.s.	77
Al-Containing zeolites												
5	Au–Pt/USY-712	H ₂ O	27.6	4.7	3	r.t.	2	71	24	2.55	n.s.	78
6	Au–Pt/USY-600	H ₂ O	27.6	4.7	3	r.t.	2	70	24	2.55	n.s.	78
7	Au–Pt/H-MOR	H ₂ O	27.6	4.7	3	r.t.	2	40	19	2.02	n.s.	78
8	Au–Pt/H-β	H ₂ O	27.6	4.7	3	r.t.	2	59	13	1.38	n.s.	78
9	Au/USY-712	MeOH	23.0	43.4	30 ^k	433	5	81	60	0.28	n.s.	79
10	Au/USY-600	MeOH	23.0	43.4	30 ^k	433	5	84	57	0.26	n.s.	79
Sn-Containing materials												
11	Pt/Sn-MFI	H ₂ O	18.4	21.7	62	373	24	90	81	0.16	st (3 runs)	80
12	Pt/Sn-β (F)	H ₂ O	18.4	21.7	62	373	24	93	28	0.05	n.s.	80
13	Au/Sn-USY	MeOH	18.4	21.7	50	413	10	81	69	0.32	n.s.	81
14	Au NPs + Sn-USY	MeOH	18.4	21.7	50	433	10	88	77	0.35	m (3 runs)	81
15	Au–Sn–Montmorillonite ^l	MeOH	23.0	15.2	30	483	5	78	54	0.71	st (5 runs)	82
16	Au/CuO + Sn-MCM-41	MeOH	23.0	86.9	30	413	4.5	79	51	0.13	l (5 runs)	83
17	Au/CuO + Sn-β	MeOH	9.2	86.9	150	363	4	86	60	0.17	l (7 runs)	84
Polyoxometalates												
18	H ₃ PMo ₁₂ O ₄₀	H ₂ O	100.0	10.0	5	333	5	90	79	1.58	n.s.	85
19	H ₃ PMo ₁₂ O ₄₀ /C-30 wt%	H ₂ O	100.0	10.0	5	333	5	98	92	1.84	m (5 runs)	85
20	AlPMo ₁₂ O ₄₀	H ₂ O	100.0	10.0	5	333	5	94	91	1.81	m (12 runs)	86
21	CrPMo ₁₂ O ₄₀	H ₂ O	100.0	10.0	5	333	5	88	85	1.71	m (12 runs)	86
22	Ag ₃ PMo ₁₂ O ₄₀	H ₂ O	100.0	10.0	10	333	5	99	93	1.86	m (12 runs)	87

^a Solvent. ^b Substrate concentration weight ratio in %. ^c Catalyst to substrate weight ratio, in %. ^d Reactant gas pressure in bar. ^e Temperature conditions in Kelvin. ^f Reaction time. ^g Substrate conversion. ^h Yield towards product. ⁱ Productivity. ^j Catalyst deactivation: strong (st), moderate (m), low (l) and negligible (ne); n.s. (not studied), n.r. (not reported). ^k Air instead of O₂. ^l NPs: nanoparticles.



of this combination. Pt nanoparticles provide oxidation capability, whereas titanium oxide contributes to water-tolerant Lewis acidity. These materials converted at 423 K – high enough temperature conditions to promote the dehydration of DHA – aqueous glycerol solutions into lactic acid with a 70% substrate conversion and a 70% selectivity towards LA after reacting for 18 h. However, the catalytic performance of these bifunctional catalysts is still far from acceptable at the industrial scale, which is evident from the low productivity offered by these catalytic systems (Table 1). The use of more sophisticated Lewis acid solid supports, such as zeolitic materials, has also been addressed (Table 1, entries 5–10). High EFAL zeolites display much higher Lewis acidity compared to metal oxides, thus requiring milder reaction conditions to complete acid-driven reactions such as DHA dehydration. These materials were first explored using nanoparticles of a Pt–Au alloy to build bifunctional catalysts.^{78,88} BEA, MOR, and FAU zeolites with low Si/Al ratios and high EFAL contents were tested as supports due to the extraordinarily high selectivity that these materials offer in the direct conversion of trioses into lactic acid.^{29,89} USY zeolites show better catalytic performance than other zeolites, probably because the large pore size of the faujasite structure partially alleviates the negative effect of pore blocking caused by the immobilization of the metal phase. In addition, the combination of highly active Pt–Au alloy nanoparticles with strong Lewis acid sites, leads to materials with higher lactic acid productivity than those thus far reported. However, Pt–Au is a highly active oxidation phase, which leads to side products due to glycerol over-oxidation. Au nanoparticles – showing moderate oxidative activity compared to Au–Pt – in combination with USY zeolites provide improved selectivity, though lower productivity, in the transformation of glycerol into methyl lactate (selectivity ~74%) when compared to bimetallic materials; the above result is due to the selectivity enhancement of the oxidation reaction in the lactic pathway.⁷⁹

A further step in the use of zeolites as Lewis acid supports has been taken by different groups using tin-functionalized zeolitic materials (Table 1, entries 11–17). The Lewis acidity in these zeolites is provided by the incorporation of heteroatoms in the zeolite structure. This strategy allows for fine tuning the acid properties of the support to match the reaction rates of the different steps in the reaction cascade from glycerol to lactic acid. Their combination with Pt and Au particles has been reported for MFI, BEA,⁸⁰ and FAU⁸¹ structures. Pt-based catalysts prepared from Sn-MFI and Sn- β zeolites have been tested in an aqueous phase transformation of glycerol into lactic acid at 373 K. Under these conditions, Pt/Sn-MFI provides excellent catalytic performance, surpassing that obtained for the Pt/Sn- β material, which is less active in the conversion of PAL to lactic acid.⁸⁰ This different behaviour is ascribed to the different hydrophilicity shown by both zeolites. Since the β zeolite is synthesized by a fluoride method, the small number of framework defects leads to a highly hydrophobic material; thus, β zeolite shows a poorer affinity to polar compounds compared to Pt/Sn-MFI. A PVA-templated Au/Sn-USY zeolite has also been tested in the transformation of glycerol in methanol media.⁸¹ It is postulated that the Au precursor interacts with extra-framework

Sn species (SnO₂), which helps to prevent excessive growth of the metal particles and leads to a high dispersion of this phase; thus, the activity in the oxidation of GLY to DHA/GLA is enhanced. On the other hand, Sn sites incorporated in a faujasite structure are highly active under the tested conditions, thus leading to a remarkable combined activity in the conversion of GLY to methyl lactate (77% yield). The calculated productivity values, which are more modest than those of the other systems in Table 1, suggest that Sn-USY is a better option than an MFI zeolite; this is probably because the large pores of the faujasite material cause fewer mass transfer issues. Nevertheless, these materials suffer a moderate deactivation in recycling tests, with the growth of the Au particles being the reason for the observed loss in catalytic activity. The strategy of supporting noble metals on Sn-functionalized supports has been extended to other materials. Thus, although not a zeolite, Sn-montmorillonite, a clay prepared by ion exchange with Sn species, has also been tested as a Lewis acid solid support to bear Au particles.⁸² Though not as selective as Sn-zeolite-based catalysts, these materials provide evidence of the high potential of this strategy in the preparation of bifunctional catalysts for the direct transformation of glycerol into methyl lactate. Nevertheless, the materials demonstrate the same low reusability as zeolites (while being even more intense) for the same reasons; the growth of Au metal particles during the catalytic tests reduces their activity in the oxidation of glycerol.

As an alternative to the previously mentioned works, other groups have proposed the use of a physical mixture of CuO-stabilized Au nanoparticles with Sn-functionalized catalysts. Au on CuO has been previously suggested to display excellent catalytic activity in glycerol oxidation towards DHA.⁹⁰ Thus, Tang *et al.* reported the use of Sn-MCM-41 as a Lewis acid catalyst,⁸³ whereas Zhou and co-workers employed Sn-USY.⁸⁴ Though less selective towards the formation of methyl lactate, the above strategy, which is based on supporting the oxidative active metal phase (gold) and the Lewis acid sites (tin) on different catalysts, has allowed the preservation of the integrity of metal nanoparticles. Nevertheless, the catalytic results do not compensate for the complexity of the catalyst synthesis procedure.

Finally, Keggin-type heteropolyacids and salts, as explored by Tao *et al.*,^{85–87} have been revealed to be an excellent option among the various acidic catalysts for the direct conversion of glycerol into lactic acid (Table 1, entries 18–22). The redox properties of polyoxometalates (POM) can drive the dehydrogenation of GLY, whereas their Brønsted and Lewis acid sites promote the transformation of DHA/GLA into PAL, which eventually leads to LA. Treatment of GLY in the presence of phosphomolybdic acid in water provides excellent substrate conversion (~90%) with acceptable selectivity (~80%) towards lactic acid in reasonably concentrated aqueous glycerol solutions (~10 wt%). The above study demonstrates the very high catalytic activity of a homogeneous POM in the oxidation of glycerol to DHA/GLA, resulting in a very high productivity of lactic acid compared to any other catalytic system. However, the high solubility of this homogeneous catalytic system makes its recovery and reutilization difficult.⁸⁵ Nevertheless, the catalytic



results mentioned above have made it attractive to invest efforts in immobilization to obtain easily recoverable heterogeneous catalysts. Two different strategies have been tested to obtain reusable POM catalysts. The immobilization of $H_3PMO_{12}O_{40}$ on a C_{10} -alkyl chain-functionalized carbon support enhances its activity and selectivity towards the desired product, probably because the hydrophobic *n*-decyl functionalities facilitate the adsorption of glycerol.⁸⁵ Alternatively, an ion exchange with Lewis acid metal cations, such as Al^{3+} and Cr^{3+} , provides PMO salts with a low solubility.⁸⁶ Since the acidity of the catalyst in water is not affected much by these substitutions, both salts provide good catalytic activity – comparable to that of supported phosphomolybdic acid – and good stability; furthermore, the catalyst is demonstrated to be reusable for 12 consecutive runs with moderate deactivation. Finally, another salt with improved activity in oxidation reactions has been tested by exchanging acidic protons with silver cations.⁸⁷ The resultant PMO salt demonstrates high catalytic activity in the oxidation of glycerol to DHA/GLA and is quite sensitive to oxygen pressure. This salt, which has a reasonably low solubility in reaction media, displays very high activity (99% substrate conversion) and selectivity to lactic acid (93.0%). It also displays good stability; for instance, it is reusable for 12 runs without noticeable loss in its production of lactic acid.

2.1.2.2. Lactic acid from carbohydrates. The production of lactic acid from carbohydrates through chemical pathways has been extensively studied over the last decade, and several excellent reviews can be found dealing with this topic.^{11,23,29,91} Here, we collect an update of the main findings published in recent years in the production of lactic acid and alkyl lactates by chemocatalytic processes. Thus, the alternatives proposed for the valorization of different renewable raw materials are presented, together with the conditions that the reaction pathways impose on the design of different heterogeneous catalytic systems. Finally, special attention is devoted to the productivity and reusability of the reported heterogeneous catalytic systems, both of which are crucial parameters to consider the advancement of these processes to the industrial scale.

Many types of carbohydrates have been explored as starting raw materials, including polysaccharides and monosaccharides, and among these, hexoses (glucose and fructose), pentoses (mainly xylose), and trioses (dihydroxyacetone and glyceraldehyde) have been thoroughly tested as feedstocks. Glucose and xylose are plentiful in vegetable biomass, but trioses do not naturally occur as main components of a defined raw material; however, trioses can be produced by a mild pyrolysis of lignocellulosic biomass.⁹²

A hydrothermal treatment of poly- and monosaccharides in the presence of base catalysts allows the conversion of carbohydrates into small organic acids, including lactic acid. However, either quite low lactic acid yield or similar issues to those of the biological pathways (separation issues because of the production of lactate salts) are then faced.^{93–103}

Chemocatalytic transformation routes mediated by Lewis acid catalysts have been revealed to be the most efficient

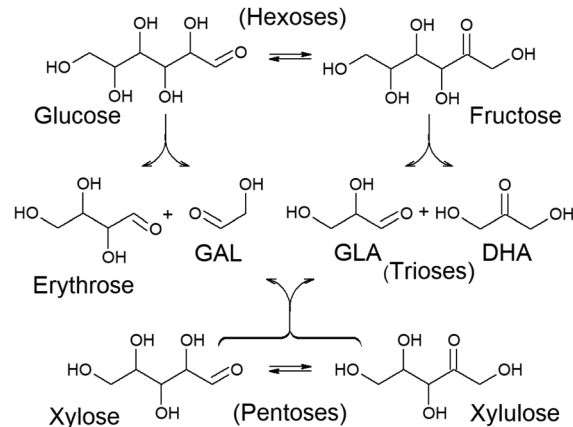


Fig. 3 Retro-aldol condensation of hexoses and pentoses and the resultant products. GAL = glycolaldehyde; GLA = glyceraldehyde; DHA = dihydroxyacetone.

chemical procedure for the transformation of a wide variety of carbohydrates into lactic acid or alkyl lactates.^{91,104,105} These transformations require converting carbohydrates into C_3 skeleton compounds, namely, trioses. This requires carbohydrates larger than C_3 to undergo C–C cleavage reactions. Retro-aldol condensation is one of the Lewis acid catalysed transformations able to transform monosaccharides into small sugars. However, sugar retro-aldol condensation is regioselective. Thus, if the C–C cleavage occurs between the α and β carbons, referred to the carbonyl group, different products are obtained depending on whether the substrate is an aldose or a ketose (Fig. 3). Therefore, retro-aldol glycolysis of a ketose (like fructose) produces the same two trioses that are also obtained in the oxidative dehydrogenation of glycerol – glyceraldehyde (GLA) and dihydroxyacetone (DHA) – whereas if splitting occurs on an aldose (e.g., glucose), a C_2 fragment (glycolaldehyde, GAL) and a tetrose (C_4 fragment, e.g., erythrose) are produced as the main products.¹⁰⁶ In the case of pentoses, retro-aldol splitting always leads to a C_2 (GAL) and a C_3 fragment (GLA or DHA), regardless of whether it starts from an aldose (xylose) or a ketose (xylulose).¹⁰⁷ Only the production of trioses provides a direct pathway for the formation of lactic acid, whereas the formation of GAL and a tetrose lead to different products.

Glucose, an aldose of six carbons that commonly occurs as a cyclical pyranose, is the most abundant monosaccharide present in lignocellulosic biomass. Its use as a starting point can be considered the most direct form of exploitation of carbohydrates for the production of lactic acid. The transformation begins with the opening of the sugar ring through a fast intramolecular hydride shift.¹⁰⁸ The resultant linear aldose is then isomerized into a ketose through a Lobry de Bruyn–Alberda van Ekenstein-type rearrangement.⁹³ This is an isomerization liable to be driven by different Lewis acids. Tin species incorporated in zeolites seem to satisfy the necessary requirements to perform this step with great efficiency.¹⁰⁹ Fructose undergoes C–C cleavage through a retro-aldol condensation pathway – again, a Lewis acid-driven transformation – as two trioses – GLA and DHA – are produced as reaction intermediates that subsequently evolve



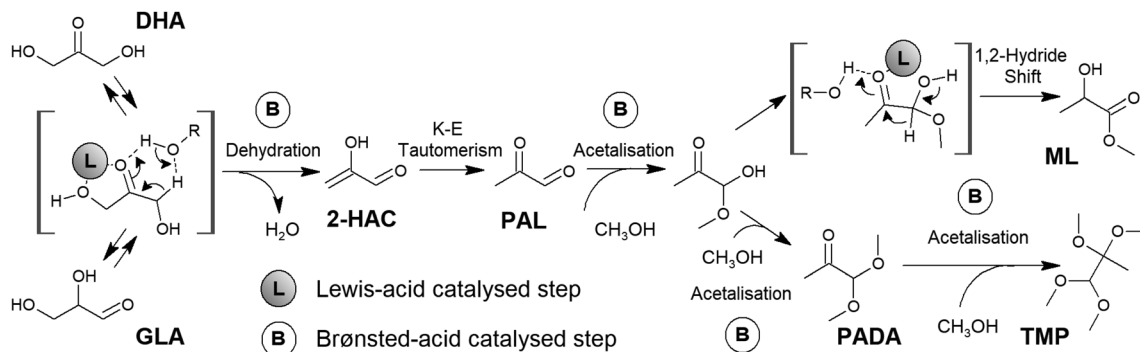


Fig. 4 Transformation of trioses into methyl lactate in the presence of bifunctional Brønsted-Lewis acid catalysts. DHA: dihydroxyacetone; GLA: glyceraldehyde; 2-H-2PAL: 2-hydroxyacrolein; PAL: pyruvaldehyde; ML: methyl lactate; PADA: pyruvaldehyde dimethyl acetal; TMP: 1,1,2,2-tetramethoxypropane. Reaction intermediates have been highlighted in brackets.

into lactic acid or alkyl lactates.¹¹⁰ The last transformation, which is the isomerization of trioses into lactic acid, actually involves a cascade of transformations, which have already been mentioned for glycerol and requires the presence of acid catalysts. Converting trioses into lactic acid implies their dehydration towards an enol – 2-hydroxyacrolein (Fig. 4 shows the details of this step when performed in the presence of Brønsted acids). The above enol is in equilibrium with the corresponding ketone through a keto–enol tautomerism, thus yielding pyruvaldehyde (PAL). Hydration or an alcohol attack on the aldehyde carbonyl group of PAL forms the corresponding geminal diol or a hemiacetal, which subsequently undergoes an isomerization step that consists of a 1,2-hydride shift and is driven by Lewis acids. This last transformation yields lactic acid or alkyl lactate, depending on whether water or alcohol is used as the reaction solvent. Typically, alcohol media provide better results in terms of selectivity towards alkyl lactate and, unlike water, alcohol media prevent catalyst deactivation. Accordingly, bifunctional Brønsted and Lewis acid catalysts and the use of alcohol as the reaction solvent seem to be the preferred combination to promote the efficient conversion of trioses into alkyl lactate. For Brønsted sites, no special requirements are needed, as even mild acids, such as carboxylic acids, can promote the dehydration of trioses by increasing the operation temperature. For Lewis acid sites, the described cascade of transformations can be accomplished in the presence of a wide variety of Lewis acids.^{111–115} Nevertheless, Sn species offer superior catalytic performance, especially if supported in zeolite frameworks,¹¹⁶ because of their extraordinary catalytic activity in key steps of the cascade, such as the retro-aldol glycolysis or 1,2-hydride shift isomerization.

Since the discovery of a reaction pathway for the production of lactic acid from monosaccharides,¹¹⁰ the retro-aldol condensation of carbohydrates larger than trioses has been described as the rate-limiting stage. Accordingly, a large number of works devoted to the study of this transformation can be found in the literature. Because of their high catalytic activity, Sn-containing zeolites are the most studied group of catalysts in sugar retro-aldol condensation; among them, Sn- β has been revealed to be the most efficient catalyst because of its better catalytic performance in retro-aldol condensation compared to any other

zeolite structure.¹¹⁷ This can be ascribed to several features of this unique material. On the one hand, the large pore size of the BEA structure allows the monosaccharides to diffuse inside the porous structure. Thus, mass transfer issues such as those occurring in medium and small pore zeolites, like MFI, are not there when using Sn- β .^{118–120} On the other hand, theoretical calculations have indicated that Sn sites incorporated in a BEA structure are stronger Lewis acid species than when they are incorporated in other zeolites, such as FAU;¹⁰⁸ thus, the above observation verifies the enhanced catalytic activity of Sn- β in Lewis-acid driven transformations.

The synthesis of Sn- β through classical hydrothermal methods leads to almost defect-free materials with isolated tin species in a tetrahedral coordination; this coordination provides the Lewis acidity of the zeolite material. However, such synthesis procedures do not allow high metal loadings to be utilized and require long crystallization times.^{121–123} An efficient alternative to hydrothermal crystallization is post-synthetic metalation,^{124–127} which consists of a group of methods that allow the incorporation of high metal contents in zeolites by substituting aluminium or silicon, for metal atoms through reasonably simple and rapid procedures; additionally, the above methods can be accomplished while preserving the crystalline structure. Nevertheless, a post-synthetic stagnation of zeolites provides a different type of tin species compared to that of hydrothermal methods. Closed tin sites, corresponding to tetrahedrally coordinated ($\equiv\text{SiO}$)₄Sn species, are obtained in zeolites prepared by hydrothermal crystallization methods, especially if crystallized through a fluoride method. In contrast, open tin sites are more abundant in materials prepared by post-synthetic metalation, and they are usually described as tri-coordinated ($\equiv\text{SiO}$)₃Sn(OH) sites attached to the zeolite framework.^{128–130} Open tin sites display both stronger Lewis and Brønsted acidity compared to that of closed tin sites.^{131,132} Open tin sites have been described as the active catalytic sites both in 1,2-hydride shift transformations^{126,133,134} – which are required for the isomerization of aldoses into ketoses and the transformation of pyruvaldehyde hemiacetals into alkyl lactates – and retro-aldol condensation of sugars^{116,135} – which are needed in the production of trioses from large monosaccharides (Fig. 5). However, it has been described that the



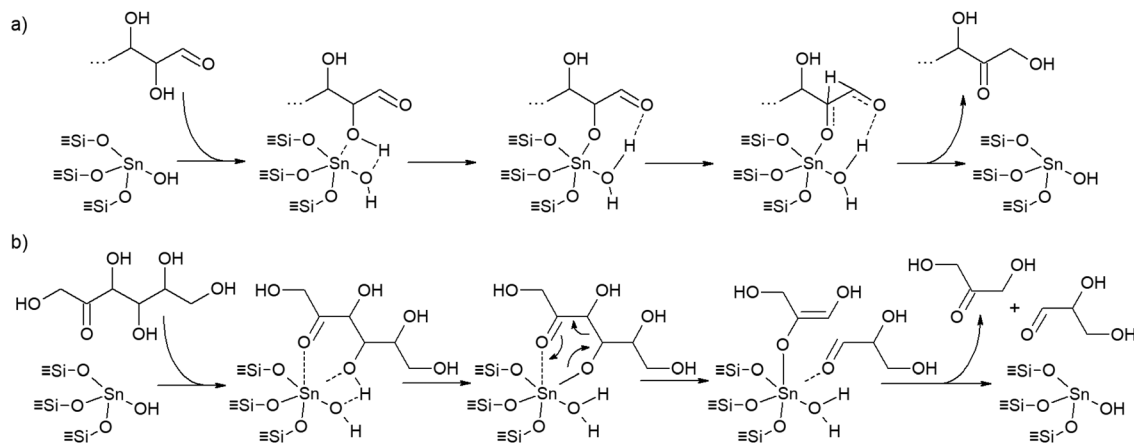


Fig. 5 Plausible mechanisms for (a) 1,2-hydride shift isomerisation of aldoses in ketoses, and (b) retro-aldol condensation of fructose to GLA and DHA, catalysed by open tin sites. Adapted from van der Graaff *et al.*¹²⁶ and Elliot *et al.*¹³⁵

reversible interconversion of open and closed sites is feasible by hydration–dehydration processes,¹³⁶ so that, regardless of the synthesis method, the speciation of tin is, theoretically, tunable after synthesis. Fig. 5 depicts the mechanism and reaction intermediates occurring at tin open sites in the isomerization of sugars through a 1,2-hydride shift pathway and in the retro-aldol condensation splitting of ketoses. The superior performance of tin-functionalized materials in a lactate synthesis from sugar monosaccharides has resulted in a large number of published works in scientific literature. Table 2 lists the most representative studies on the transformation of sugar

monosaccharides into lactic acid/alkyl lactates in the presence of heterogeneous acid catalysts.

Notably, all the materials tested in the conversion of sugar monosaccharides into lactic acid demonstrated low production (Table 2) compared to those shown for the catalytic transformation of glycerol (Table 1). This is most likely due to the rate-limiting retro-aldol condensation of the sugar monosaccharides to obtain the C₃ skeleton trioses in this pathway. Nevertheless, catalytic tests reveal important differences between the reported catalysts. Sn-β material, prepared through both hydrothermal crystallization and post-synthetic metalation, can convert hexoses into methyl lactate

Table 2 Transformation of sugar monosaccharides into lactic acid/alkyl lactates in the presence of different catalysts

#	Catalyst	Operating conditions						Catalytic results				
		Subs. ^a	Solv. ^b	S cc ^c (wt%)	C/S ^d (wt%)	T ^e (K)	t ^f (h)	X _S ^g (%)	Y _{Lact} ^h (%)	Product. ⁱ (g g _{cat} ⁻¹ h ⁻¹)	Deact. ^j	Ref.
Zeolites												
1	Sn-β (Si/Sn = 125) HT	Glucose	MeOH	2.8	71.0	433	20	>99	43	0.03	n.s.	153
2	Sn-β (Si/Sn = 125) HT	Sucrose	MeOH	2.8	71.0	433	20	>99	64	0.05	ne (6 runs)	153
3	Sn-MWW (Si/Sn = 52) PS	Glucose	MeOH	2.8	71.0	433	20	>99	44	0.03	ne (3 runs)	138
4	Sn-USY (Si/Sn = 34) PS	Sucrose	MeOH	2.4	42.0	433	2	>99	30	0.38	ne (3 runs)	139
5	Sn-β (Si/Sn = 200) HT	Glucose	H ₂ O	2.0	133.0	473	0.5	>99	58	0.87	m (5 runs)	154
6	Sn-β (Si/Sn = 112) PS-Hyerar	Glucose	MeOH	3.1	65.0	433	10	>99	58	0.09	l (5 runs)	140
7	Sn-β (Si/Sn = 50) PS-Hyerar	Glucose	MeOH	2.8	71.0	433	20	>99	53	0.04	st (3 runs)	141
8	Sn-β (Si/Sn = 50) PS-NPs	Glucose	MeOH	3.1	65.0	433	10	>99	47	0.07	ne (8 runs)	142
9	Zn-Sn-β (Zn/Sn = 1/1) PS	Glucose	H ₂ O	2.2	71.0	463	2	>99	48	0.34	n.s.	104
10	Pb-Sn-β (Pb/Sn = 4/7) PS	Glucose	H ₂ O	2.2	89.0	463	2	>99	52	0.29	n.s.	104
11	Sn-β (Si/Sn = 200) PS + K ₂ CO ₃	Sucrose	MeOH	3.0	33.0	443	4	94	72	0.54	n.s.	155
12	Sn-USY (Si/Sn = 34) PS + KCl	Glucose	MeOH	5.9	21.0	443	6	>99	42	0.33	m (4 runs)	149
Mesostructured materials												
13	Sn-MCM-41 (Si/Sn = 55)	Glucose	MeOH	3.5	71.0	433	20	100	43	0.03	l (3 runs)	156
14	Sn-SBA-15 (Si/Sn = 150)	Glucose	MeOH	2.5	75.0	433	20	>99	35	0.02	ne (4 runs)	157
Metal organic frameworks												
15	Fe-MIL-100	Fructose	H ₂ O	0.5	100.0	463	2	87	32	0.14	st (4 runs)	157
16	ZIF-8	Glucose	MeOH	3.5	71.0	433	20	100	20	0.01	n.s.	158
17	Mg-MOF-74	Glucose	MeOH	0.8	33.0	493	6	100	35	0.18	l (4 runs)	159
18	Sn-UZAR-S10	Glucose	MeOH	3.5	71.0	433	20	100	10	0.01	n.s.	160

^a Substrate. ^b Solvent. ^c Substrate concentration weight ratio in %. ^d Catalyst to substrate weight ratio in %. ^e Temperature conditions in Kelvin. ^f Reaction time. ^g Substrate conversion. ^h Yield towards product. ⁱ Productivity. ^j Catalyst deactivation: strong (st), moderate (m), low (l) and negligible (ne); n.s. (not studied), n.r. (not reported).



with reasonably good yields ($\sim 40\%$).^{110,137} This material even shows enhanced catalytic activity (ML yield $\sim 64\%$) in the transformation of dimers such as sucrose (Table 2, entries 1 and 2), whose conversion requires hydrolysis into glucose and fructose; thus, the above observation suggests the existence of an increased confinement effect in the pores of the Sn- β zeolite material.¹¹⁰ The Sn- β catalyst has demonstrated superior catalytic activity in the conversion of sugar mono- and disaccharides compared to that of any other zeolite structure, including MFI,¹¹⁹ MWW,¹³⁸ and FAU (Table 2, entries 3 and 4).¹³⁹ In fact, it is able to provide higher lactate production from glucose than that of any other tested catalyst (Table 2, entry 5), even with short reaction times if appropriate temperature conditions are applied. However, the reusability of this material decreases as harsh reaction conditions are applied, most likely because of damage to the structure. Additionally, the small pore size associated with zeolites, even in the case of β zeolite, makes converting larger oligosaccharides, such as inulin, quite difficult¹³⁹ because of mass transfer limitations.

Some authors have explored different strategies to enhance the textural properties of zeolites, which can be a plausible solution to the limitation imposed by mass transfer, by synthesizing Sn-containing hierarchical^{140,141} or nanosized zeolites.¹⁴² In both cases, the materials provided higher methyl lactate yields (47–58%, Table 2, entries 6–8) when treating glucose methanolic solutions compared to that of conventionally prepared materials. Nevertheless, these materials do not show improvement in the production of methyl lactate and demonstrate some deactivation, probably because structural damage during the reaction of these zeolites is more intense than in conventional ones.¹⁴³ Although overcoming mass transfer issues enhance the catalytic activity of Sn-zeolites, the influence of this strategy is still far from providing quantitative lactate yields. Thus, some authors have focused their efforts on different strategies, such as the combination of different metal species to obtain tandem catalysts that are able to efficiently promote the cascade of transformations from hexoses to alkyl lactates. Combining tin salts with transition metal ions showing Lewis acidity, has been described to enhance the conversion of sugar monosaccharides to methyl lactate compared to the values obtained in the presence of individual metal species.^{111,144,145} This strategy has been tested in heterogeneous catalysts through the immobilization of tin species together with a second Lewis acid metal functionality – Zn,¹⁴⁶ Pb,¹⁰⁴ and Cr¹⁴⁷ – incorporated in β zeolites. These materials show better catalytic performance than the monometallic systems in lactic acid production from glucose providing product yields of approximately 50% under conventional operation conditions (Table 2, entries 9 and 10). Unfortunately, the stability of these systems has not been provided.

A more efficient strategy to enhance alkyl lactate production with tin-based catalysts is the addition of alkali salts to the reaction medium (Table 2, entries 11 and 12).¹⁴⁸ This strategy is based on inhibiting the occurrence of important hydrolytic side reactions, including the dehydration of hexoses to 5-hydroxymethylfurfural,¹⁴⁹ the etherification of sugar monosaccharides to alkyl glycosides,¹⁵⁰ and the acetalization of key reaction intermediates, such as pyruvaldehyde;¹⁵¹ these last reactions

are present when using alcohol solvents. All these side reactions are promoted by Brønsted-type acid sites, such as those present in aluminium-containing materials,¹⁵² including Sn-containing zeolites prepared by post-synthetic metalation methodologies with intermediate dealumination stages. In this way, inhibiting the catalytic activity of the Brønsted acid sites allows the retro-aldol transformation pathway to advance in the conversion of sugars to alkyl lactate. Indeed, it has been postulated that alkali metal cations, such as sodium or potassium, modify the environment of the active tin sites and enhance their capacity to drive C–C cleavage reactions, such as sugar epimerization^{133,134} or retro-aldol condensation.¹⁶¹ This proximal interaction between the alkali cations and the tin sites seems to be linked to the stabilization of highly catalytically active open tin sites.¹⁶² In this way, the addition of alkali metal cations to tin-based catalysts can be considered an efficient strategy to enhance their intrinsic activity in the rate-limiting retro-aldol condensation of monosaccharides to intermediate trioses.¹⁶¹ This strategy has been successfully applied to different Sn-containing materials, but in the case of the Sn- β catalyst, it has been demonstrated to be highly influential; the achieved methyl lactate yield obtained from sucrose when treated with an alkali-free Sn- β zeolite prepared by post-synthetic metalation changes from 20% to 72% when K_2CO_3 is added to the reaction medium.¹⁵⁵ Strong evidence of the increase in the catalytic activity of Sn sites by interaction with alkali cations can be found in the comparatively high methyl lactate production achieved with these materials (Table 2, entries 11 and 12).

Apart from tin-containing zeolites, a wide variety of alternative solid acid catalysts have been tested in the conversion of hexoses into alkyl lactates. An interesting class of those catalysts are those based on mesostructured silica as supports. These materials feature large pores, which avoid mass transfer issues such as those affecting the majority of zeolites, especially when treating large substrates. Thus, Sn incorporated into MCM-41¹⁵⁶ and SBA-15¹⁵⁷ materials provides quite good catalytic activity in the conversion of sugar monosaccharides (Table 2, entries 13 and 14) but also promotes the transformation of sugar oligomers directly to alkyl lactates; in the case of a Sn-SBA-15 material, it attains methyl lactate yields of above 57% when treating inulin in the presence of methanol at 433 K for 20 h.¹⁵⁷ Nevertheless, lactate production obtained with these materials is quite low, thus, they provide negligible advantages over zeolite-based catalysts. Another interesting group of Lewis acid catalysts, metal organic frameworks (MOFs), have also been tested for lactic acid production from hexoses (Table 2, entries 15–18). Within this group, many different types of materials, such as Fe-MIL-100,¹⁶³ ZIF-8,¹⁵⁸ Mg-MOF-74,¹⁵⁹ and Sn-UZAR-S10,¹⁶⁰ have been tested in the conversion of hexoses to lactic acid/alkyl lactates. Nevertheless, these materials display comparatively lower catalytic performance than tin-based zeolites, as MOFs require harsh reaction conditions to achieve lactic acid/alkyl lactate yields in a range of 10–35%.

The valorization of pentoses, such as xylose, xylulose or lysose, to lactic acid/alkyl lactate has been much less studied than the case of hexoses, mainly because pentoses provide lower lactate production. In addition, treating pentoses leads to a wide variety of products coming from the glycolysis pathway.



The retro-aldol condensation of these monosaccharides leads to the formation of a triose (GLA if starting from an aldose or DHA if treating a ketose) and glycolaldehyde. Trioses, as previously described, can be directly transformed into lactic acid, but it is not the same for glycolaldehyde. This C₂ product can evolve through a multitude of reaction pathways, including acetalization, or through aldol condensation to yield tetroses and hexoses, which introduces more complexity to the reaction media. In this way, the conversion of the simplest sugar, C₂ glycolaldehyde, can produce alkyl lactates/lactic acid, along with many other interesting products, as will be seen in the next section. For instance, Sn-β has demonstrated high catalytic activity in the conversion of pentoses – e.g., xylose, ribose, arabinose – to methyl lactate in methanol media. This material provides a methyl lactate yield of 42% after treating xylose for 16 h in methanol media.¹⁰⁷ Additionally, the above reaction provides some other products coming from the conversion of glycolaldehyde, such as glycolaldehyde dimethyl acetal (GADMA) – produced through the acetalization of GAL – or methyl vinyl glycolate (MVG) – evolving from the tetrose produced through the aldol condensation of two molecules of GAL.¹⁸¹

Trioses have been extensively studied in lactic acid/alkyl lactate production because no variation in carbon chain length is required, and thus, the rate-limiting reaction stage – retro-aldol glycolysis – is avoided. Among the two isomers of trioses – GLA or DHA – the latter has been more frequently reported as a feedstock, not only because of its reduced price but also because of the minimal differences in terms of substrate conversion or product selectivity when starting from these two trioses. Aluminium, gallium, tin, lead and several other multivalent cations, which show Lewis acid properties, have demonstrated excellent catalytic activity in the conversion of trioses to lactic acid under homogeneous conditions.^{182–186} Thus, most of the studies dealing with heterogeneous catalysts are based on these metals, which have been immobilized on a large variety of supports. The vast majority are focused on combining the metal Lewis acid functionalities with – weak – Brønsted acid sites in the same catalyst, as both are required for efficiently converting trioses into lactic acid.

In this regard, the work by de Clippel *et al.*¹⁶⁴ is one of the best examples of a rational design of bifunctional Brønsted/Lewis heterogeneous acid catalysts (Table 3, entry 1). This material, consisting of a hybrid carbon-MCM-41 support functionalized with tin species, displays weak Brønsted acidity, provided by oxygenated species in the carbon support, together with unique Lewis acid properties from the supported tin species. The result is a highly active and selective catalyst able to quantitatively convert dihydroxyacetone (100% conversion) into ethyl lactate (100% selectivity) under very mild reaction conditions. Although this material is probably the benchmark to beat in terms of catalytic activity, selectivity, and productivity, its complex synthesis method makes its application difficult at the industrial scale. Nevertheless, the literature contains many examples of heterogeneous catalysts applied to the conversion of trioses into lactic acid, whose simplicity makes their advancement to an industrial scale much easier.

For aluminium-based catalysts, the first steps in the development of heterogeneous catalysts for triose valorization to lactic acid are accomplished using zeolites with a high proportion of extra-framework Al³⁺, which provide Lewis acidity. Al³⁺ cations have demonstrated excellent catalytic activity in a Meerwein–Schmidt–Ponndorf–Verley-type hydrogen transfer and Oppenauer oxidation reactions,^{187,188} whose coupling at adjacent groups in the same molecule is another way to understand an intramolecular 1,2-hydride shift;²⁹ the above mechanism is a key step in the isomerization of the hemiacetal, which comes from pyruvaldehyde, to alkyl lactate (Fig. 4). In this way, coupling Brønsted and Lewis acidity in Al-rich zeolites, such as USY materials, provides very high catalytic activity in the conversion of dihydroxyacetone to methyl lactate (Table 3, entries 2–6).^{165,166} These materials, with a faujasite structure, demonstrate superior performance compared to other zeolites with smaller pore sizes, such as HZSM-5 or mordenite,¹⁶⁵ thus leading to higher lactate production. Other Al-containing materials with wide pores, such as amorphous silica-alumina or MCM-41 (Table 3, entry 7),¹⁶⁷ display poor catalytic activity, suggesting that the control of the reaction space inside the zeolite pores exerts a confinement effect, which is absent in large pore-sized materials. Gallium has also been tested in zeolite structures¹⁶⁸ and in MCM-41¹⁶⁷ for promoting the conversion of DHA to methyl lactate (Table 3, entries 8 and 9). Ga species provide good catalytic activity in the transformation of concentrated DHA (up to 15%) to methyl lactate (~90% yield), probably because gallium species exhibit stronger Lewis acidity compared to that of aluminium. However, similar lactate production is achieved to those shown by analogous Al-containing materials.

Tin-containing materials are, by far, the most active catalysts in the transformation of trioses into alkyl lactates, and numerous examples of this type of catalyst can be found in the literature. Sn-zeolites, comprising BEA,¹⁶⁹ MWW,¹³⁸ MFI,¹¹⁹ and FAU,¹⁷⁰ have been reported to be excellent catalysts in these reactions (Table 3, entries 10–13). In this sense, large pore-sized zeolites, such as Sn-β and Sn-USY, layered zeolites, such as Sn-MWW and hierarchical Sn-MFI, provide high lactate yields from DHA, as the mass transfer does not control the reaction rate of such small substrates. Accordingly, the lactate production achieved with these materials is much higher than that provided with medium pore-sized zeolites. Thus, zeolites promote a nearly quantitative conversion of DHA into methyl lactate under very mild reaction conditions; thus, a zeolite alternative is probably one of the closest to advance to an industrial scale. Studies on the scalable production of Sn-MFI through alkaline metalation – alkali-assisted metal grafting on zeolites consisting of a simultaneous desilication and metalation process – and their use in the direct transformation of DHA into methyl lactate, demonstrate the very high stability of these catalysts and their possibility to be used in the continuous production of lactic acid.¹⁸⁹ Techno-economic and environmental analyses of different processes devoted to the transformation of DHA into lactic acid in the presence of Sn-MFI suggest that this alternative can be more economically competitive and environmentally friendly than the conventional fermentation-based production of lactic acid. Considering the low lactate production shown by Sn-MFI, it is expected that other zeolites



Table 3 Transformation of dihydroxyacetone into lactic acid and alkyl lactates in the presence of Lewis acid catalysts

#	Catalyst	Operating conditions					Catalytic results					Ref.
		Solv. ^a	S cc ^b (wt%)	C/S ^c (wt%)	T ^d (K)	t ^e (h)	X _S ^f (%)	Y _{Lact} ^g (%)	P _{Lact} ^h (g g _{cat} ⁻¹ h ⁻¹)	Deactiv. ⁱ		
1	Sn-C-MCM-41 Ox@573K	EtOH	2.2	111.0	363	6	100	100	0.15	ne (3 runs)	164	
Aluminum containing catalysts												
2	H-MOR (Si/Al = 10)	MeOH	3.5	71.0	388	24	74	8	<0.01	n.s.	165	
3	H-ZSM5 (Si/Al = 11.5)	MeOH	3.5	71.0	388	24	76	17	0.01	n.s.	165	
4	H-β (Si/Al = 12.5)	MeOH	3.5	71.0	388	24	88	42	0.02	n.s.	165	
5	USY (Si/Al = 6.0)	MeOH	3.5	71.0	388	24	99	96	0.06	ne (4 runs)	165	
6	USY (Si/Al = 2.5)	MeOH	4.4	111.0	383	4	n.r.	82	0.18	ne (4 runs)	166	
7	Al-MCM-41 (Si/Al = 10)	EtOH	4.4	111.0	363	6	n.r.	5	0.01	n.s.	167	
Gallium containing catalysts												
8	Ga-MCM-41 (Si/Ga = 10)	EtOH	4.4	111.0	363	6	n.r.	16	0.02	st (5 runs)	167	
9	Ga-USY (6 wt% Ga)	MeOH	3.0	67.0	393	24	99	82	0.05	n.s.	168	
Tin containing catalysts												
10	Sn-β (Si/Sn = 125)	MeOH	3.5	71.0	353	24	100	>99	0.06	ne (3 runs)	169	
11	Sn-MWW (Si/Sn = 52)	MeOH	2.9	69.0	393	24	>99	>99	0.06	n.s.	138	
12	Sn-MFI (Si/Sn = 200)-Hyerar	MeOH	3.5	800.0	343	24	>99	85	0.01	n.s.	119	
13	Sn-USY (Si/Sn = 100)	MeOH	2.9	113.0	313	5	~100	97	0.17	m (5 runs)	170	
14	Sn-MCM-41 (Si/Sn = 9.9)	EtOH	0.6	225.0	338	6	100	92	0.07	ne (5 runs)	171	
15	Sn-Mont (2.3 wt% Sn)	MeOH	2.8	44.0	423	15	>99	97	0.15	n.s.	172	
16	Sn-Al ₂ O ₃ (7.9 wt% Sn)	EtOH	4.3	44.0	373	7	99	68	0.22	n.s.	173–175	
17	SnO ₂ -Nb ₂ O ₅ (Sn/Nb = 6.1)	H ₂ O	2.2	71.0	433	6	99	99	0.23	m (6 runs)	176	
18	SnO ₂ -NbOPO ₄ (Nb/Sn = 3)	H ₂ O	3.5	71.0	413	6	~100	92	0.22	st (6 runs)	177	
19	Sn-Ca ₅ (PO ₄) ₃ (OH)	BuOH	1.6	80.0	383	6	n.r.	74	0.15	n.s.	178	
20	Sn ₃ (PO ₄) ₄ ·PEG2000	H ₂ O	3.5	71.0	413	4	~100	96	0.34	m (5 runs)	179	
21	SnO ₂ -Si ₃ (PO ₄) ₄ (Si/Sn = 6)	H ₂ O	3.5	71.0	413	5	~100	94	0.26	l (3 runs)	180	

^a Solvent. ^b Substrate concentration weight ratio in %. ^c Catalyst to substrate weight ratio in %. ^d Temperature conditions in Kelvin. ^e Reaction time. ^f Substrate conversion. ^g Yield towards product. ^h Productivity. ⁱ Catalyst deactivation: strong (st), moderate (m), low (l) and negligible (ne); n.s. (not studied), n.r. (not reported).

with better catalytic performance, such as Sn-β and Sn-USY, will provide even higher profitability.

Though theoretically less active than its zeolite counterparts, the use of tin as a Lewis acid functionality has been extended to other solids for trioses to lactate production (Table 3, entries 14–21). These catalytic systems include mesostructured materials such as MCM-41,¹⁷¹ high capacity ion-exchange clays such as montmorillonite,¹⁷¹ mixed metal oxides (with Al₂O₃^{173–175} or Nb₂O₅¹⁷⁶), and different metal phosphates.^{177–180} The syntheses of these materials also look for the combination of Lewis and Brønsted acid-type catalysts to promote the cascade of transformations from dihydroxyacetone to methyl lactate. However, controlling the loading and strength of the Brønsted acid sites is not always easy depending on the solid support, and thus, several supports, such as alumina or hydroxyapatite, produce reasonably high yields of side products (25–30%). These include pyruvaldehyde dimethyl acetal (PADA) and tetramethoxy propane (TMP) that comes from the acetalization of PAL with methanol and is mediated by Brønsted acid sites. Nevertheless, the high lactate production values calculated for these materials suggest that when using a high loading of tin, meso-macroporous materials are some of the most interesting options available to build an efficient catalyst for a one-pot transformation of trioses into alkyl lactates, especially when using suitable catalytic supports such as niobium oxide or niobium phosphate.

2.1.2.3. Summary and prospects of lactate synthesis. The production of lactic acid has been approached through a wide variety of methodologies. Scientific literature suggests that using glycerol as the starting raw material is a more productive option compared to the conversion of sugar monosaccharides, although sugar monosaccharides are more plenty and potentially a cheaper feedstock. However, the chemocatalytic conversion of renewable feedstock into lactic acid is becoming a highly interesting option as an alternative to biological pathways. Unfortunately, there are still some difficulties in finding an efficient chemical process that is able to compete with commercial fermentation technology. Most of these issues are linked to the development of new catalytic systems. Within this context, and since the industrial production of sugar monosaccharides is easier to realize in the form of aqueous streams, it is most desirable to develop catalyst systems that are able to function under aqueous phase conditions and that are able to convert concentrated sugar solutions. Additionally, the development of robust catalysts able to preserve their integrity and catalytic activity even under harsh reaction conditions in aggressive reaction media, such as water systems, is a crucial aspect to face in the design of industrial catalytic systems for lactic acid production.

Finally, tacticity of poly(lactic acid) is an important feature that influences the final properties of PLA. Since tacticity in PLA is linked to the chirality of the monomer, its control during the synthesis or the separation of the different enantiomers is of



major importance to obtain commercial-grade PLA. Chemo-catalytic pathways display an advantage over fermentation in their production of the D-(R)-enantiomer of lactic acid, which is essential in stereoblock polymers. However, the enantioselective production of lactic acid/alkyl lactates through chemo-catalytic pathways is still an unexplored feature that must be addressed in the future. This will allow the control of tacticity to occur rather than with an expensive enantiomer separation at the end, thus placing the chemocatalytic option as the most advantageous alternative for lactic acid production.

2.1.3. 3-Hydroxypropionic acid. 3-Hydroxypropionic acid, or 3-HPA, is a non-chiral structural isomer of lactic acid that has application in the synthesis of different products and chemicals,^{37,190,191} and the most interesting application is the synthesis of monomers for the polymer industry. The interest in industrial processes devoted to its production has increased over the last few decades, and the market rose to 20 billion dollars in 2018.¹⁹⁰ 3-HPA can be produced from different renewable feedstocks through fermentation.^{192–194} Scarce research effort has been applied to chemocatalytic routes; the lack of effort is probably because of the efficiency achieved in fermentation pathways.

3-Hydroxypropanoic acid (3-HPA) is an isomer of lactic acid and was proposed by the United States Department of Energy as one of the top 12 value-added platform molecules among renewable biomass products.¹⁹¹ 3-HPA is produced from sugars *via* fermentation by engineered microorganisms. Several enzymes have exhibited the potential to easily accomplish the biotransformation of glucose or glycerol into 3-HPA.^{194–196} However, in addition to the low productivity of the biological route, the separation and purification is an important issue to be solved. In addition, glycerol has emerged as another suitable fermentable feedstock for the production of 3-HPA; mainly raw glycerol derived from the biodiesel industry, due to its competitive price.

There are many possibilities to synthesize 3-HPA through chemocatalysis, such as the hydrolysis of propiolactone, the hydration of acrylic acid with a strong mineral acid, or the catalytic oxidation of 1,2-propanediol.¹⁹⁷ However, these synthesis routes usually involve expensive raw materials and harsh reaction conditions. Alternatively, the synthesis of 3-HPA from renewable feedstock has also been addressed (Fig. 6). Thus, for instance, glyceric acid, a glycerol derivative obtained by oxidation, can be transformed into 3-HPA by a reduction step in the presence of hydriodic acid, which catalyses the production of 3-iodopropionic acid, subsequently hydrolysed to 3-HPA.¹⁹⁸ The reaction pathway involves the production of acrylic acid as the key intermediate, through the substitution of the hydroxyl moieties of glyceric acid after iodination with HI but before the elimination of iodine. I₂ is then reduced with H₂ in the presence of a rhodium catalyst to form HI again, which attacks the double bond of acrylic acid to form 3-iodopropionic acid. This can be easily converted into 3-HPA by hydration. This methodology is quite efficient in the conversion of glyceric acid to 3-iodopropionic acid and yields a quantitative conversion in a few hours at a moderate temperature (373 K), while starting from a reasonably concentrated aqueous glyceric acid solution (20 wt%). The catalytic system has been shown to

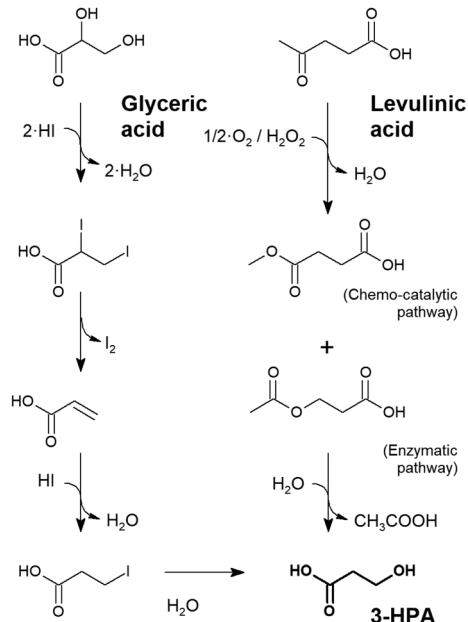


Fig. 6 Synthesis routes for 3-hydroxypropionic acid from renewable sources. Left branch, from glyceric acid; right branch, from levulinic acid.

be quite stable and reusable. Nevertheless, the methodology involves extensive use of iodine and HI, and it requires testing at a larger scale.

A different approach to the preparation of 3-HPA is the use of levulinic acid, a C5 γ -keto-acid, which can be produced from glucose-containing feedstock, such as lignocellulose biomass. The production of this platform molecule has been tested at a semi-industrial scale, and different industrial initiatives and pilot plants have been built for its production from renewable biomass;^{199,200} thus, the processes using levulinic acid as a raw feedstock will probably become a reality in the future, as explained elsewhere in this review. The most direct pathway to transform levulinic acid into 3-hydroxypropionic acid consists of a Baeyer–Villiger oxidation to yield 3-acetoxy-propionic acid, which can be later hydrolysed to acetic and 3-hydroxypropionic acids. This strategy has been applied to the conversion of methyl levulinate using sulfonic acids, transition metal sulfonates²⁰¹ and tungstic acid²⁰² as catalysts and hydrogen peroxide as an oxidant. However, this strategy demonstrates a lack of selectivity for the acetoxy product, as the oxidative regioselectivity of the ketone group is displaced in favour of dimethyl succinate. As an alternative to these catalytic systems, the use of Baeyer–Villiger monoxygenases has been revealed to be a much more selective and productive option; the above process operates with oxygen as the oxidant and at temperatures close to ambient conditions (303 K).²⁰³ The methodology has been validated for gram-scale production of alkyl-3-acetoxy-propionates,²⁰⁴ while showing an almost quantitative conversion of the substrates and total selectivity towards the 3-HPA derivative.

2.1.4. C4–C6 hydroxyacids

2.1.4.1. C4 hydroxyacids. As previously seen, the retro-aldol condensation pathway does not always produce trioses from sugar monosaccharides but other interesting short-chain sugars,



difference in behaviour between micro- and mesoporous catalysts has been ascribed to the existence of steric restrictions in the vicinity of the catalytic tin sites. Accordingly, steric hindrances around the catalytic centres hinder the alkylation of vinylglyoxal, thus yielding MVG in a higher ratio.

Though highly interesting for the synthesis of functional polyesters, the preparations of MVG and MMHB are based on synthetic routes starting from tetroses, whose presence in natural sources is scarce. Thus, the synthesis of tetroses is a matter of interest, and most of the studies on their production have focused on taking advantage of the activity of several Lewis acids in sugar epimerization through the Bilik reaction.^{207,208} This transformation can be described as a 1,2-carbon shift combining consecutive retro-aldol and aldol condensation stages, in which an aldohexose undergoes a C–C bond cleavage occurring between the C₂ and C₃ carbons, followed by the creation of a new C–C bond between the C₁ and C₃ carbons. Thus, if the second stage does not occur, then the hexose splits into C₂ and C₄ sugars.²⁰⁷ Tungsten, molybdenic acids, and MoO₃, which are all strong Lewis acid solids, can convert an aldose, such as glucose or mannose, into glycolaldehyde through a double retro-aldol condensation in a reasonably efficient way.^{113,209} For instance, MoO₃ can drive the conversion of mannose into glycolaldehyde with a 44.7% yield after a contact time of 60 s in methanol media. However, the addition of borate salts to this type of catalyst stabilizes the tetrose, preventing the second retro-aldol condensation step from occurring; thus, the selectivity of the catalytic system is tuned to the formation of erythrose and its isomers. Moreover, borate salts also interact with glycolaldehyde, leading to its aldolic condensation to produce new C₄ sugars and enhancing the productivity of the system. Under optimal conditions, 25% of a methanolic solution of mannose can be converted into erythrose.¹⁹² Nevertheless, this strategy is based on the use of soluble borate salts in reasonably high amounts relative to the substrate, which makes practical applications difficult.

As an alternative to the synthesis of tetroses through the modified Bilik reaction, Tolborg *et al.* reported a simplified strategy based on the conversion of glycolaldehyde into tetroses using medium pore-sized shape-selective zeolites such as Sn-MFI.²¹⁰ These catalytic systems can drive the aldol condensation of glycolaldehyde to tetroses in a very efficient way, as the limited space inside the pores of the MFI structure prevents a second aldol condensation to produce hexoses. Under optimal conditions, Sn-MFI is able to largely transform aqueous solutions of glycolaldehyde dimer (74%), with an outstanding selectivity towards C₄ products (96%) and excellent carbon balance; the above can be accomplished in water at 353 K after a short contact time (0.5 h). The above phenomenon, namely, the transformation of glycolaldehyde into tetrose, has also been described with a Sn- β zeolite,¹⁰⁷ but the large pore size of the BEA structure does not provide as high a shape selectivity as the MFI structure does, since the formation of hexoses is also detected.

2.1.4.2. C₅–C₆ hydroxyacids. Analogous to the formation of C₄-hydroxyacids from tetroses, several hydroxyl-rich hydroxyacid

esters showing C₅ and C₆ carbon backbones have been recently identified when treating pentoses and hexoses in the presence of tin-containing catalysts.¹⁸¹ The identified chemical routes for the production of these highly functionalized hydroxyacids are based on the initial dehydration of xylose (an aldopentose) or glucose (an aldohexose), into 3-deoxyxylosone²¹¹ or 3-deoxyglucosone,²¹² respectively. These transformations require the absence of retro-aldol condensation transformations to preserve the integrity of the carbon backbones of the pentoses and hexoses. These key intermediates undergo similar reaction pathways to those already described for tetroses, such as acetalization and 1–2 hydride shift pathways (Fig. 7), to yield methyl-2,5-dihydroxypent-3-enoate (MDHP), if starting from xylose, and methyl-2,5,6-trihydroxyhex-3-enoate (MTHH), if starting from glucose, as the main product. These monomers are better produced in the presence of tin-containing β zeolites, which are prepared through the fluoride method in the absence of alkali salts and bases. With the above zeolite it is presumed that the key active sites that promote this reaction stage, starting with beta dehydration, are probably the tin sites in closed environments. Nevertheless, the production of these large functional hydroxyacids is still quite low, and a deeper understanding of the reaction mechanism and the requirements for the active sites are still required to enable their production in high quantities.

2.1.4.3. Summary and prospects of the synthesis of C₄–C₆ hydroxyacids. A number of studies have opened new alternatives for the selective transformation of sugar monosaccharides, not only for hexoses and pentoses but also for tetroses, into C₄–C₆ α -hydroxyacids bearing different functionalities that are liable to be transformed into functional polymers with tunable properties. Despite the high potential of these hydroxyacids to produce functional polymers, there are still few reports dealing with the synthesis of these novel polymers. Therefore, the foreseen advantages coming from the presence of the different functionalities in the hydroxyacids need to be clarified to ascertain the potential interest of the polymer industry in these new monomers.

2.1.5. Diphenolic acid. 4,4-Bis-(4'-hydroxyphenyl)pentanoic acid, known as diphenolic acid (DPA), results from the condensation reaction of a molecule of levulinic acid with two molecules of phenol, both of which are available from biomass (Fig. 8).^{213–215} DPA, besides being used for the synthesis of a broad spectrum of chemicals,²¹³ has been proposed as a surrogate of bisphenol A utilised for the manufacture of epoxy resin and polycarbonate in industry,²¹⁴ and to make critical components in many medical devices and their housings, car parts, circuit boards, flat screen televisions and smart phones, among many other uses.^{213,216,217}

Levulinic acid (LEVA) has been identified by the US Department of Energy as one of the top 10 platform molecules derived from biomass.¹⁹¹ In addition to DPA, γ -aminolevulinic acid (DALA)^{217–219} with potential for the production of renewable polymers, can also be obtained from LEVA and will be discussed later. LEVA can be produced from lignocellulosic biomass either by direct hydrolysis–dehydration of C₆ cellulosic



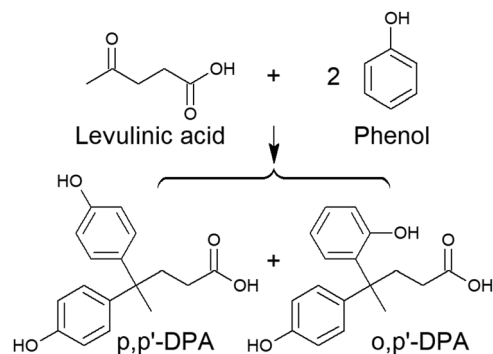


Fig. 8 Synthesis of diphenolic acid by condensation of phenol with levulinic acid.

sugars (not commercial yet) or from hemicellulosic pentoses; the latter requires a multi-step process involving furfural formation by dehydration of pentoses, followed by its hydrogenation to furfurylic alcohol that must be subsequently transformed into LEVA.^{219–221} In any case, the use of LEVA as a feedstock for monomer production is still penalised by its high cost. The procurement and processing of inexpensive lignocellulosic feedstocks and advanced cost-effective and competitive technologies to produce it are still needed to decrease its final price and make it more attractive for these applications. Although still far from commercialisation, the catalytic technologies to produce DPA from LEVA will be reviewed, as once inexpensive LEVA is available, these monomers can be price competitive.

Fig. 8 shows the condensation reaction of levulinic acid with phenol *via* Friedel–Crafts hydroxyalkylation. The *p,p'*-DPA isomer is that proposed as an alternative to bisphenol. The condensation reaction is a typical Brønsted acid-catalysed reaction. Strong Brønsted mineral acids (H_2SO_4 and HCl) present many drawbacks (corrosiveness, difficulties in handling as well as separation, and downstream waste treatment)²²² that prompted the development of solid acid catalysts. But to the best of our knowledge, few investigations have been conducted so far, that will be briefly revised below.

A mesoporous $\text{H}_3\text{PW}_{12}\text{O}_{40}/\text{silica}$ composite prepared by direct sol–gel condensation provided an excellent TOF over 0.015 s^{-1} by using a phenol/LEVA molar ratio of 4 and a weight catalyst/LEVA of 0.127, at 373 K after 8 h (LEVA conversion of 80.3% and *p,p'*/*o,p'* = 2.9).^{223–225} with a maximum productivity of $1.954 \text{ g DPA g}_{\text{cat}}^{-1} \text{ h}^{-1}$. The best catalytic performance among the different forms of silica studied was obtained for SBA-15 silica with a mesoporous texture that eased the accessibility and diffusion rate of substrates and bulky DPA. The catalyst was rapidly deactivated. No leaching was detected and the catalyst recovered its initial catalytic activity after calcination under air at 693 K. No information of other products was provided but the formation of phenol oligomers and LEVA has also been reported in other works dealing with this condensation process.²²⁶

Sulfonated hyperbranched poly(arylene oxindole) catalysed the condensation of phenol and LEVA, with a 1 : 1 molar ratio of thiols as a promoter.^{226,227} By using a phenol/LEVA molar ratio of 3 and a catalyst/LEVA weight ratio of 0.127 at 373 K, under an

inert atmosphere for 16 h, a LEVA conversion of 69.5 and DPA yield of 52.9 mol% were achieved, with a TOF of $3.6 \times 10^{-4} \text{ s}^{-1}$ and a *p,p'*/*o,p'* of 19.5 ($0.644 \text{ g DPA g}_{\text{cat}}^{-1} \text{ h}^{-1}$). Other solid acid catalysts, such as Amberlyst-15DRY, Nafion NR50 and pure $\text{H}_3\text{PW}_{12}\text{O}_{40}$ heteropolyacid, were also studied in this condensation process, but they presented lower activity, DPA yield and *p,p'*/*o,p'* ratio. This polymer, soluble in water, can be recovered by ultrafiltration,²²⁸ but the authors did not provide data about the recycling and solubility of sulfonated hyperbranched poly(arylene oxindole).

Later, Liu *et al.* using Brønsted acidic ionic liquids (BAILs) and a phenol/LEVA molar ratio of 4, at 333 K after 48 h²²⁹ achieved a high DPA yield (91 mol%), with a *p,p'*-DPA/*o,p'*-DPA ratio = 100. A maximum TOF of $2.34 \times 10^{-5} \text{ s}^{-1}$ and productivity of $0.0329 \text{ g DPA g}_{\text{cat}}^{-1} \text{ h}^{-1}$ were reached. Alkyl levulinates can be used instead of LEVA (diphenolic esters are more suitable than DPA for further transformation), a mixture of DPA and diphenolic esters was produced by the hydrolysis of diphenolic esters to DPA. The highest diphenolic ester yield (83–87 mol%) was attained by reacting LEVA and phenol for 48 h and then adding alcohol for 8 h, instead of the corresponding alkyl levulinate (the DPA yield was 2–6 mol%). The BAIL catalyst suffered a mild deactivation, and the yield of ethyl diphenolic ester declined from 83 to 74 mol%, after 5 recycling runs.

In summary, the highest TOF and productivity values were obtained with a $\text{H}_3\text{PW}_{12}\text{O}_{40}/\text{silica}$ catalyst, much higher than those attained with homogeneous organic catalysts. However, the drawbacks associated with the low number of active sites and the high susceptibility to leaching require the development of more robust, active and inexpensive solid acid catalysts.

2.2. Acrylic acid

Acrylic acid (AA) possesses two main uses in the polymer industry:²³⁰ (i) production of acrylic esters and resins, including alkyl acrylates (alkyl: methyl, ethyl, butyl and 2-ethylhexyl), used as ingredients in paint formulations, adhesives, polishes, coatings, textiles and plastics; and resins for moulding powders for signs, construction units, and decorative emblems, and (ii) production of polyacrylic acid polymers, which are cross-linked polyacrylates and super absorbents, used for nappies and feminine hygiene products. AA also finds application in the production of detergent polymers and flocculants for wastewater treatment plants.

The global market for AA was approximately 5400 ktons in 2015, but its worldwide consumption rate could reach more than 8000 ktons by 2020 due to new applications, including personal care products, detergents and products that are used for adult incontinence. The market price is \$1600–1800 per ton for low-grade AA and \$1900–2200 per ton for glacial grade AA.²³¹ The consumption is divided between Asia-Pacific (46%), the USA (27%) and Western Europe (21%), with BASF, Dow and Arkema being the most important producers.

AA became commercially available by the Reppe reaction processes based on the Reppe reaction of acetylene with water and carbon monoxide or an alcohol and carbon monoxide (Fig. 9). This reaction can be either conducted at atmospheric pressure in the presence of HCl and nickel tetracarbonyl at



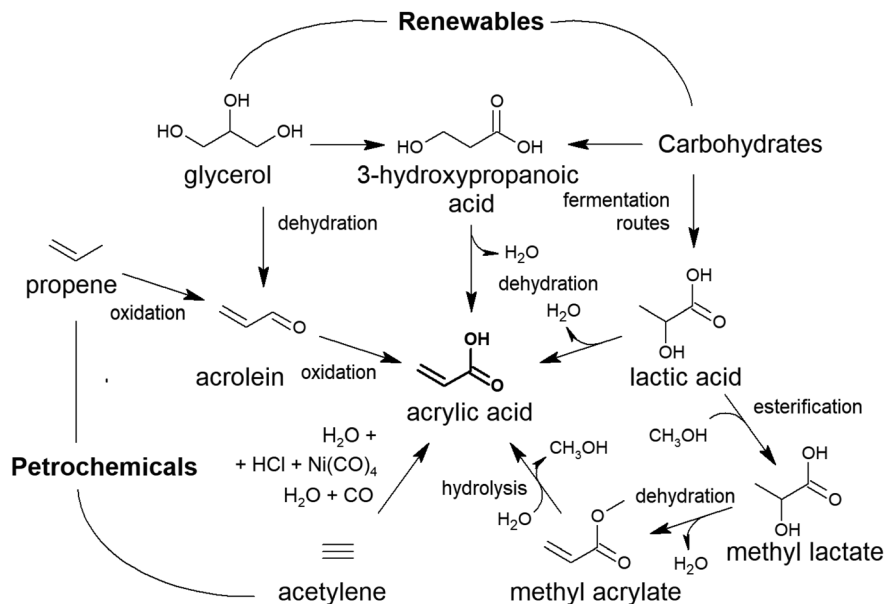


Fig. 9 Pathways for acrylic acid synthesis: petrochemical vs. renewable route.

313 K or at high pressure (Repe process), as reported by BASF and Badische Corp., with conditions of 14 MPa and 473 K and a nickel bromide–copper(II) bromide catalyst. In addition, the reaction of ketene, produced by the pyrolysis of acetic acid or acetone, with formaldehyde was also used, although these two processes have been largely replaced by the direct oxidation of propene, which is described next.

Modern industrial plants use the vapor phase catalytic oxidation of propene with air and steam. Two types of processes exist: single- and two-step processes. The highest yield in the single-step process is 50–60%,²³² at temperatures between 573 and 773 K.²³³ The two-step process consists in the oxidation to acrolein and its subsequent oxidation to AA. In the first reactor, propene is oxidised to acrolein at 593 K by using a Bi–Mo oxide catalyst (yield greater than 85%). In the second step, almost complete acrolein conversion and an AA yield higher than 87% have been attained at reaction temperatures between 493 and 573 K and with multicomponent metal oxide catalysts.²³⁴ AA is usually obtained as an aqueous solution of 20 to 70 wt%. Korea's LG Chem employs a new reactor design and purification technique, minimising by-products, improving catalyst life and resulting in capital and energy savings.²³⁵

On the other hand, Rohm and Haas, in collaboration with Englehard, are developing a process based on cheaper propane that is expected to decrease manufacturing costs and reduce pollution.^{236,237} However, the activation of propane requires high reaction temperatures, favouring total oxidation reactions.²³⁸

In recent years, much effort has been made towards the development of renewable and sustainable processes replacing petrochemical ones. They are mainly based on (i) 3-hydroxypropionic acid (obtained by fermentation of sugars), (ii) glycerol and (iii) lactic acid or methyl lactate, which are also obtained by carbohydrate fermentation.²³⁰ Currently none of these processes are commercialised because they must compete with the

well-established and cost-effective petrochemical processes based on propene. Below, we describe the main key technical features of the renewable processes, stressing on the key improvements required so that they can become competitive.

2.2.1. Acrylic acid from 3-hydroxypropionic acid. The development of heterogeneous acid catalysis for the dehydration of 3-HPA to AA (the routes to produce 3-HPA from biomass have been mentioned in Section 2.1.3) has been undertaken to make this step feasible with high efficiency.^{196,239} By using TiO₂, an AA yield of 99% was achieved at 503 K by feeding a 3-HPA solution (8 mg 3-HPA mL⁻¹, pH = 5.7) at a rate of 1.5 mL h⁻¹.²³⁹ A similar AA yield was achieved with a silica gel at a WHSV of 1 h⁻¹ at 573 K; a limited decrease in 3-HPA conversion and AA selectivity was observed after 200 h on stream.¹⁹⁶ This better catalytic performance, in comparison with those of MCM-41, H-β, ZSM-5 and H-Y zeolites, was justified by the presence of a low concentration of Lewis acid sites on silica gel. In contrast, Brønsted acid catalysts (H-β and H-Y zeolites) showed poor catalytic performance due to deactivation by carbon deposition, as inferred from TG and ¹³C NMR analyses.

2.2.2. Acrylic acid from glycerol. Another alternative chemocatalytic route for AA is the gas-phase oxydehydrogenation of glycerol. The reaction in practice proceeds in two consecutive steps: (i) the dehydration of glycerol to acrolein on acid sites and (ii) the oxidation of acrolein to acrylic acid on redox sites. V- and Fe-based catalysts have been used to conduct this reaction.

Several factors play a key role in catalysts based on vanadium oxides: (i) vanadium lattice oxygen, (ii) vanadium–oxygen bond strength, (iii) host structure and oxygen atom ordering and environment, (iv) dynamic redox cycles between different oxidation states of the metal, (v) multi-functionality of the active sites, (vi) spatial isolation of the active sites and (vii) phase cooperation.²⁴⁰ The oxidation of glycerol seems to follow the Mars–van Krevelen mechanism.^{241,242} First, the adsorbed reactant



Table 4 Summary of catalytic properties of several catalytic systems used in glycerol oxidation to acrylic acid

#	Catalyst	Operating conditions						Catalytic results			Ref.
		S cc ^a (wt%)	O ₂ /gly ^b (mol)	GHSV ^c	LHSV ^d	T ^e (K)	TOS ^f (h)	X _S ^g (%)	Y ^h (%)	Product. ⁱ (g g _{cat} ⁻¹ h ⁻¹)	
1	V ₂ O ₅	10.0	5.1	300	0.500	573	8	40	2	0.05	242
2	V ₂ O ₅ /MFI	10.0	5.1	300	0.500	623	8	100	17	0.41	242
3	Mo ₃ V oxide	40.0	2.0	120	0.060	573	5	100	26	0.32	243
4	W ₁ V _{0.25} O _x	20.0	2.0	4	0.008	573	1	90	26	0.02	244
5	VMoTeNbO _x	40.0	2.0	120	0.060	573	5	100	28	0.34	243
6	WV _{0.12} Nb _{0.16} O _x	43.0	2.0	256	0.100	538	37	100	50	1.11	245
7	2.5 wt% PO ₄ /W _{2.2} V _{0.4} Nb _{2.4} O ₁₄	50.6	2.8	100	0.145	558	2	100	59	2.27	246
8	H, FeMCM-22	36.6	8.0	300	0.333	593	10	93	57	3.53	247
9	Fe-MFI	40.0	3.4	50	0.333	693	8	96	27	1.84	248

^a Substrate concentration in water, weight ratio in %. ^b O₂/glycerol molar ratio. ^c Gas hourly speed velocity (mL g_{cat}⁻¹ min⁻¹). ^d Liquid hourly speed velocity (mL glycerol solution g_{cat}⁻¹ min⁻¹). ^e Temperature conditions in Kelvin. ^f Time on stream. ^g Substrate conversion. ^h Yield towards product (acrylic acid). ⁱ Productivity.

is oxidised by an oxygen ion from the oxide lattice, followed by desorption of the product, and then an oxygen molecule from the gas phase restores the fully oxidised state of the catalyst. This mechanism would justify the requirement for molecular oxygen (to restore the oxidation state of multivalent metal oxide sites) to minimise coke formation, thus demonstrating the importance of O₂ for the selective conversion of glycerol.

Table 4 summarises some representative studies on the oxydehydrogenation of glycerol to AA by using heterogeneous catalysts based on metal oxides that exhibit a dynamic redox cycle (mainly V but also Mo and W). In general, reaction temperatures are higher than 500 K, and dilute aqueous solutions of glycerol are fed. AA yields lower than 60% are mostly reported and are reflected in space-time yields below 1 g_{AA} g_{cat}⁻¹ h⁻¹, with the highest corresponding to H, Fe-MCM-22, with a value of approximately 3.53 g_{AA} g_{cat}⁻¹ h⁻¹ (entry 8 in Table 4). In some cases, deactivation studies are not included, and catalytic data are given at short times on stream (a few hours). However, WV_{0.12}Nb_{0.16}O_x maintained a STY value of 1.11 after 37 h (entry 6 in Table 4), and H, Fe-MCM-22 and Fe-MFI (entries 7 and 8 in Table 4) maintained AA yield values similar to those observed initially after 10 and 8 h, respectively.

Arkema has filed a patent for the process in which the reactive vaporisation of aqueous glycerol solutions in a fluidised catalytic bed reactor is performed. The acrylic acid yield was very low (<5%).²⁴⁹ The substitution of vanadium for less toxic and inexpensive redox transition metal like iron catalysts has also been attempted (Table 4, entries 8 and 9).

A challenging although very attractive alternative is to conduct the reaction using a two-bed configuration; in the first bed, glycerol is oxidised to acrolein, and the latter is finally converted to AA in the second bed. Thus, Witsuthammakul and Sooknoi²⁵⁰ used a medium-pore zeolite (HZSM-5) in the first bed that was able to fully convert glycerol with 81 mol% selectivity to acrolein using a relatively low glycerol concentration (10–30 wt%) at 573 K and a contact time of 3440 g s mol⁻¹. Then, in a second bed consisting of V-Mo oxides, with a contact time of 6918 g s mol⁻¹, an AA yield close to 47 mol% was obtained at 48% acrolein conversion. Higher reaction temperatures (>573 K) and glycerol concentrations (>30 wt%) favour the degradation of adsorbed oxygenated intermediates, oligomerisation/condensation processes and coke

deposition, causing catalyst deactivation. This can be minimised by the incorporation of water into the feed. Further investigation is needed to match the reaction conditions on both catalytic beds to selectively convert glycerol to acrolein and to improve its selective conversion to acrylic acid in the second bed.²⁵⁰

2.2.3. Acrylic acid from lactic acid. There is a considerable amount of interest in the efficient conversion of biomass-derived lactic acid or methyl lactate to acrylic acid (AA).²⁵¹ Lactic acid is industrially produced by fermentation of pure and edible sugars (see Section 2.1.2). The state of the art of dehydration of lactic acid has been recently reviewed.^{251–253} The present review includes the most recent results on the conversion of LA and lactates to AA, with particular emphasis on catalyst stability in long-term studies.

The conversion of LA into AA by using a mixture of Na₂SO₄ and CaSO₄ as catalysts in a fixed-bed tubular reactor was first reported by Holmen in 1958.²⁵⁴ Since then, other more advanced catalytic technologies have been studied. The catalytic dehydration of lactic acid to AA has been performed in a continuous flow fixed-bed reactor at atmospheric pressure by using different alkali-metal modified zeolites. Thus, a lactic acid conversion of 98% with a selectivity for AA of 77% could be reached with a K-ZSM-5 zeolite at 638 K, with an LHSV of 2 h⁻¹ for a 40 wt% lactic acid aqueous solution (Table 5, entry 1).²⁵⁵ LA conversion decreased from 98 to 91%, whereas the AA selectivity increased from 65 to 79% after a time-on-stream of 60 h. The high stability of ZSM-5-based catalysts, compared with other types of zeolites, was explained by their moderate acid strength and the absence of three-dimensional supercages, which minimise hydrocarbon coking and fast deactivation.

Sr-Substituted hydroxyapatite also showed a high activity in lactic acid conversion to AA (conversion of 72% and AA yield of 45%) at 623 K, with a lactic acid flow of 0.45 mL h⁻¹ (38 wt% lactic acid aqueous solution) after 6 h of TOS (Table 5, entry 2).²⁵⁶ This catalytic result agrees with the relatively strong basic properties and the moderate balance of acid–base catalytic properties of Sr-hydroxyapatite, in comparison with other alkaline-earth metal cations, which might be required for AA production from lactic acid. Nevertheless, a non-stoichiometric Ca-HAP catalyst containing Na⁺ ions in place of deficient Ca²⁺



Table 5 Summary of catalytic properties of several catalytic systems used in lactic acid conversion to acrylic acid

#	Catalyst	Operating conditions					Catalytic results				Ref.
		Solv. ^a	S cc ^b (wt%)	GHSV ^c	LHSV ^d	T ^e (K)	TOS ^f (h)	X _S ^g (%)	Y ^h (%)	Product. ⁱ (g g _{cat} ⁻¹ h ⁻¹)	
1	K-ZSM-5	H ₂ O	40.0	56	0.015	638	8	98	75	0.23	255
2	Sr-HAP ^j	H ₂ O	38.0	40	0.020	623	6	72	45	0.18	256
3	NaCa-HAP	H ₂ O	38.0	40	0.020	623	6	90	78	0.30	257
4	Ba ₂ P ₂ O ₇	H ₂ O	20.0	2	0.029	673	6	100	76	0.23	258
5	KI/NaY	H ₂ O	29.0	20	0.050	598	2	98	66	0.48	259
6	Na ₂ HPO ₄ /NaY	H ₂ O	34.0	20	0.125	613	2	78	57	1.23	260
7	Ca/P = 1.3_HAP	H ₂ O	50.0	7	0.091	648	300	100	60	1.44	261
8	2.8K/NaY	H ₂ O	29.0	20	0.050	598	6	99	50	0.36	262
9	2% La/NaY	H ₂ O	38.0	20	0.123	623	n.r.	100	56	1.35	263

^a Solvent. ^b Substrate concentration in water, weight ratio in %. ^c Gas hourly speed velocity (mL g_{cat}⁻¹ min⁻¹). ^d Liquid hourly speed velocity (mL LA solution g_{cat}⁻¹ min⁻¹). ^e Temperature conditions in Kelvin. ^f Time on stream. ^g Substrate conversion. ^h Yield towards product (acrylic acid). ⁱ Productivity. ^j HAP (hydroxyapatite), n.r. (not reported).

ions showed a remarkable AA yield of 78% and a lactic acid conversion of 90% under similar experimental conditions, as well as stability over 6 h of time-on-stream (Table 5, entry 3).²⁵⁷ It was proposed that this excellent performance may be due to the existence of fewer acid site nanodomains to produce acetaldehyde, fewer basic sites responsible for 2,3-pentanedione production, and more acid–base pair sites that might be effective in the selective dehydration of lactic acid to AA than are present in the rest of the Ca-HAP catalysts prepared *via* different methodologies.

A dibarium pyrophosphate (Table 5, entry 4) has shown excellent hydrothermal stability associated with its hydrolytic resistance in water, as inferred from its very low solubility, whereas the absence of strong acid sites limits coke formation, resulting in stability against deactivation.²⁵⁸

In addition to these examples, Table 5 gathers other families of catalysts for the dehydration of lactic acid to AA under very different experimental conditions. The best STY value (1.44 g_{AA} g_{cat}⁻¹ h⁻¹), after 300 h of TOS, was attained with hydroxyapatite with a Ca/P molar ratio of 1.3 at a high reaction temperature (648 K) with the highest aqueous lactic acid solution concentration (50 wt%), whereas the rest of the catalysts exhibited STY values lower than 0.7. Concerning the stability of other catalysts, the KI/NaY catalyst maintained an AA yield close to 40% after 260 h of TOS, with an LA conversion higher than 95%.²⁵⁹ However, in the case of Na₂HPO₄/NaY, the AA selectivity decreased continuously, and after 30 h of TOS, the AA yield was lower than 25%.²⁶⁰ This deactivation was due to LA polymerisation on the catalyst surface, but the initial catalytic activity was fully recovered after treatment in air at 773 K for 3 h, thus confirming the cause of activity loss.

Previously, liquid-phase conversion of LA to AA in continuous flow mode was also studied in water at high temperatures (723 K) and high pressures (100 MPa), but worse efficiency was achieved, with a maximum selectivity for AA of 44% at lactic acid conversion of 23% at a residence time of 0.8 s.²⁶⁴

Vapour-phase dehydration of methyl lactate is another alternative for AA production, and it has been performed, for instance, in the presence of Ca₃(PO₄)₂-based catalysts. The best catalytic performance was achieved with Ca₃(PO₄)₂-Ca₂(P₂O₇)

(50:50), with a conversion of 91% and a selectivity towards AA of 75% and methyl acrylate of 5% (total: 80%) at 663 K and an LHSV of 0.175 h⁻¹ after 27 h.^{265,266} The moderate acid–base strength, which was regulated *via* the surface properties of both components, after calcination at 773 K was used to explain this efficiency. A similar AA yield has been achieved with a (K₂HPO₄ + Al₂(SO₄)₃)/MCM-41 catalyst at 673 K.²⁶⁷

Recently, kinetic and spectroscopic studies on the role of co-fed species (water, methanol and methyl acetate) in the dehydration mechanism of methyl lactate over alkali-metal-exchanged zeolites have been published.²⁶⁸ The multiple competing roles of water were demonstrated, where the rate-limiting step changed from methyl lactate dehydration to sodium lactate dehydration as the concentration of water increased.

In addition to the three chemical platforms mentioned so far, other nonconventional processes have been investigated, one directly from partial oxidation of xylose, the second most abundant sugar after glucose, and another using aldol condensation of dimethoxymethane and methyl acetate. In the first case, AA was produced by using a two-fluid nozzle to atomise a xylose–water solution into a capillary fluidised bed operating at 573 K.²⁶⁹ The vanadyl pyrophosphate catalyst attained a maximum AA yield of 17%, in addition to the formation of acrolein (11%) and mainly maleic anhydride (25%) by using a gas residence time of 0.2 s after 2 h with a xylose conversion of 100%. Much work is still required to disfavour the caramelisation kinetics and catalyst agglomeration during the vaporisation of carbohydrates.

2.2.4. Summary and prospects of acrylic acid synthesis.

The previously described results show that there are different renewable alternatives to the use of oil-derived propylene or propane for the production of AA. Thus, lactic acid, easily obtained by fermentation from carbohydrates, or even its isomer 3-hydroxypropionic acid or methyl lactate can be transformed into AA by dehydration. However, much research effort is still needed for the development of competitive technologies. More insights into mechanistic aspects and long-term studies are required to evaluate the stability of catalysts, since contradictory conclusions have been noted by several authors. Moreover, experimental conditions must be tuned to facilitate the scale-up of the process and its industrial implementation.



Regarding glycerol as a feedstock for AA production, in practice, acrolein is the key intermediate, being formed *via* acid-catalysed glycerol dehydration. This is an important drawback, since a two-step catalytic system is required to avoid overoxidation. Moreover, strategies to avoid coke formation, ensuring that surface catalytic sites are available for new reactant molecules and extra-framework oxygen species are continuously regenerated, are required to minimise the amount of non-condensable gases (methane and carbon oxides) to improve the carbon balance and atom efficiency. The need for more sustainable catalytic processes also must direct research to inexpensive, nontoxic, abundant and easily available transition metals as alternatives to vanadium-based catalysts.

2.3. δ -Aminolevulinic acid

δ -Aminolevulinic acid (5-aminolevulinic acid, DALA) is a non-proteinogenic five-carbon amino acid that naturally occurs in all plant and animal cells^{213,270,271} and for cancer treatment.²⁷² It is an active ingredient in several environmentally benign, highly selective, broad-spectrum herbicides. Moreover, DALA can provide novel opportunities for amino acid-based polymers¹³ that can be modified to introduce new functionalities for drug anchoring, imaging and molecular testing,^{273–276} and they are expected to be non-toxic and readily excreted from the body.

The complexity and low yields of the current DALA preparation justify its very high price. DALA is mainly produced by using enzymatic and metabolic engineering strategies, which have been reviewed in different works.^{277,278} The chemical route of DALA from levulinic acid (LEVA) is also quite complicated since it requires the selective introduction of an amino group at the C5-position of LEVA, forming a C–N bond (Fig. 10). Several amination methods are available, the most widely used being the bromination of LEVA in an alcohol solvent, generating a mixture of 5-bromo- and 3-bromoesters, which are separated by distillation.²⁷⁹ The 5-bromolevulinic acid is then aminated using a nucleophilic nitrogen species, such as sodium azide.²⁸⁰ Another method consists of a three-step synthesis including bromination of LEVA in methanol, reaction of methyl 5-bromolevulinic acid with potassium phthalimide and subsequent hydrolysis of the resulting phthalimide derivative, but this method is highly inefficient since a single atom from potassium phthalimide is used in the final DALA.²⁸¹

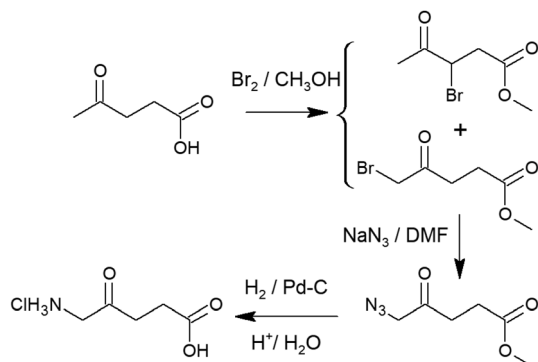


Fig. 10 Synthesis of 5-aminolevulinic acid using sodium azide.

A more sustainable route based on robust and selective heterogeneous solid catalysis that allows a decrease in the number of steps and uses less expensive starting reactants and low-toxicity intermediates is still waiting to be developed as an alternative to homogeneous catalysis, very inefficient with regard to the atom economy.

3. Dicarboxylic acids

3.1. Furandicarboxylic acid

2,5-Furandicarboxylic acid (FDCA) has been identified as one of the most promising building blocks derived from biomass.^{191,282}

Among its many uses to produce pharmaceuticals and specialty chemicals, the production of polyethylene furate (PEF), a substitute for polyethylene terephthalate (PET) has attracted the most interest. PET is used as a packing material, especially for beverages and foods, and to make synthetic fibres. According to a study funded in 2013 by the FP7 of European Commission, the addressable market volume for PET and PBT (polybutylene terephthalate) was 41.6 million of tons per year, while other minor products such as polycarbonates, plasticizers, polyamides and polyesters could be replaced in smaller quantities ranging from 1 to 3 million of tons per year.²⁸³ The study projected a market in 2020 for the utilization of FDCA in PEF formulations of around 322 000 tons, with other uses ranging from 6000 tons to 80 000 tons. The market driver for these products is the final price followed by the performance with a minor component of the renewable characteristic. Many catalytic processes have been reported in the last 10 years improving the knowledge about the reaction and claiming improvements in the production cost. The necessity to obtain more data under commercial-scale relevant conditions and to demonstrate the performance and recyclability of the material has delayed the commercial production of FDCA and today we still talk about projected production and market value, *i.e.* up to \$850 millions by 2025.²⁸⁴ Avantium and Corbion are leading the production of FDCA at the demonstration scale probing that PEF could have a better performance than PET, being more than a replacement. With similar density and thermal properties (T_g around 358–368 K and T_m around 483–493 K for PEF and 518–538 K for PET),²⁸⁵ PEF has demonstrated 10 \times , 5 \times and 2 \times better barrier properties for O₂, CO₂ and water respectively,^{286,287} which could translate to a longer shelf life for food or a lower amount of plastic required.

3.1.1. Production of FDCA from biomass: reaction pathway and commercial processes. Many reviews have been written about the production of hydroxymethylfurfural (HMF).^{288–296} These reviews normally focus on the efficiency of the catalysts used and on reaction pathways and mechanisms including short descriptions of the overall processes. Here we will briefly discuss the most relevant commercial processes focusing on their challenges and limitations, the reaction mechanism for the oxidation of HMF to FDCA and the most relevant catalysts reported since 2018. The first and most commonly adopted route to produce FDCA (Fig. 11) converts C₆ sugars into HMF by acid dehydration. The reaction temperature ranges from 353 to



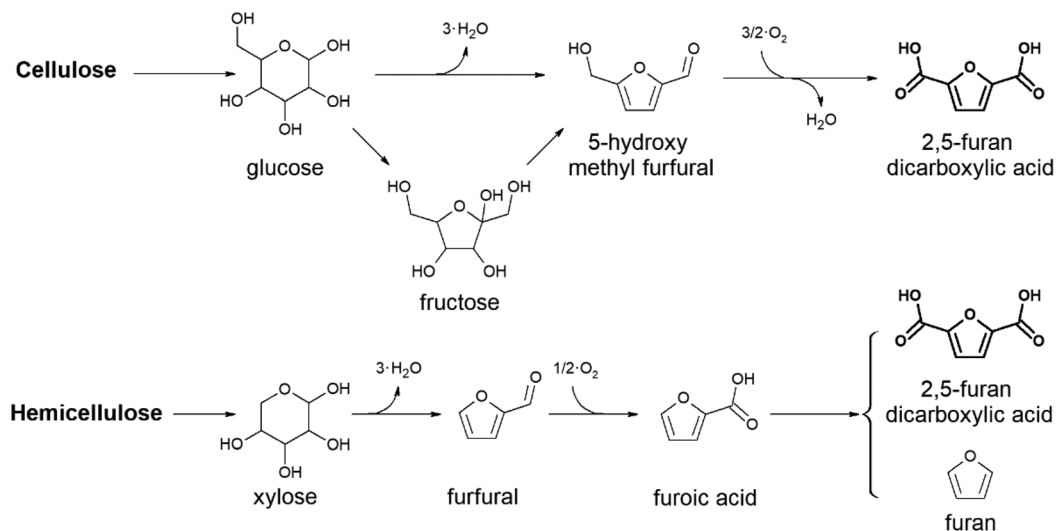


Fig. 11 Production of FDCA from lignocellulosic biomass.

503 K with reaction times from seconds (at high temperatures) to 10–20 h (at lower temperatures). Pressure has no effect on the reaction, but typically the reactors are pressurized to keep the solvent in the liquid phase. The main challenge identified is the high reactivity of HMF, which, in the presence of an acid and water, rehydrates to make levulinic acid and formic acid and condense with itself and other intermediate products to form humins, limiting the HMF yield. The most important technique to increase the HMF yield is the isomerization of glucose to fructose, which is more selective than glucose;²⁸⁸ indeed all the commercial facilities working on the production of FDCA use fructose as a starting raw material even though it is more expensive than glucose.²⁹⁷ Other strategies reported include the protection of the functional group, the utilization of biphasic systems, the utilization of polar aprotic solvents and combination of all the above. The next step is the oxidation of the HMF which will be given special attention in the following sections. In industry, this step is considered similar to the oxidation of *para*-xylene to produce terephthalic acid and homogeneous catalytic systems are utilized based on the Mn/Co/Br, AMOCO process (see ref. 298).

The main challenge for the utilization of heterogeneous metal catalysts is the low solubility of FDCA (calculated solubility of FDCA in water and methanol at room temperature is 0.99 and 13.10 mg g⁻¹, respectively).²⁹⁹ While HMF is highly soluble, as FDCA is formed, it precipitates over the catalyst surface causing severe catalyst deactivation. To solve that problem most of the research has been done adding a base to the solvent to form FDCA-salts which are much more soluble or working at low HMF/FDCA concentrations. Both alternatives are successful in helping to understand the reaction mechanism and kinetics; however, neither of them has commercial application because of the high cost of FDCA purification, which is the last step of the process. Very high FDCA purity >99.5% is required if it is going to be polymerized to produce PEF; however, few works address this concern. Similar problems occur with the electrocatalytic and

enzymatic processes, which typically require low substrate concentrations resulting in high efficiency processes but expensive purification steps; nevertheless, electrocatalytic processes are gaining attention in the literature.

The second route is the oxidation of furfural to furoic acid followed by the disproportionation to furoate and furan³⁰⁰ or a cascade reaction involving esterification, chloromethylation and oxidation.^{301,302} Because of the complexity and low yield of these reactions, the production of FDCA from furfural is barely studied.

Ava-Biochem utilizes the simple thermal route, heating fructose in the presence of aqueous sulfuric acid to produce HMF despite the low yields.^{303,304} After performing a chromatographic separation, they produce high purity HMF that can be oxidized by catalytic or enzymatic methods. Ava-Biochem produces high-purity products that can be used as specialty chemicals, but the economics of the process is not clear, as plans for commercial operation (30 000 tons of FDCA per year by 2019) have been delayed. The new target is a facility that can produce 5000 tons per year.³⁰⁵ A similar process has been reported by Petrobras working at low conversion (<30%) and high selectivity (>80%). After a chromatographic separation, they recycle the sugars to increase the overall conversion, and oxidise the 5-HMF using a heterogeneous catalyst. Before the oxidation step, they add a base to increase the pH, neutralise the solution and minimise the deactivation of the oxidation catalyst.³⁰⁶ The main challenge of this process is the economic production of 5-HMF and reducing the cost of 5-HMF purification, as chromatographic methods are complicated to scale up for commodity chemicals. Avoiding the use of bases during the oxidation step will also be critical. Avantium decided to use the protection route using methoxymethylfurfural (MMF) instead of 5-HMF. To produce MMF, they carried out the dehydration of fructose using methanol as the solvent in a monophasic system, and achieved MMF yields close to 60% at a 20 wt% fructose concentration.³⁰⁷ In addition to their stability, another advantage of MMF is its



boiling point (<493 K), which is lower than that of 5-HMF. This allows for the recovery and purification of MMF by distillation before oxidation. However, heterogeneous catalysts, such as Pt/C, that normally work well with 5-HMF are not capable of oxidising MMF, probably because of the protection of the -OH group, so they moved forward with the AMOCO process and carried out the oxidation step using acetic acid as the solvent and a homogeneous Mn/Co/Br catalyst.^{308,309} Avantium, *via* its affiliated company Synvina, continues to progress on the commercialisation of FDCA and PEF technologies with plans to start a small commercial plant (5000 tons) by 2023.³¹⁰ This approach has been successful in producing high-purity FDCA and PEF at the demonstration scale, attracting the interest of large companies, such as Coca-Cola, Danone, ALPLA or Mitsui; however, using fructose as a feedstock is a limitation for the economics of the process. In the future, they plan to use low-cost glucose as a feedstock, which will require new processes for producing biomass-derived glucose (project Mekong).³¹¹ Additionally, research will be necessary to improve the MMF yields obtained from glucose and to develop heterogeneous catalysts capable of oxidising MMF.

ADM and DuPont have formed a joint venture to produce furandicarboxylic methyl esters (FDMEs). ADM has expertise in FDCA/FDME production,^{312,313} and they collaborate with DuPont to directly produce FDCA esters, as they are claimed to have advantages in the polymerisation step. In April 2018, they opened their first pilot plant.³¹⁴ In addition to the limitations mentioned above, the recovery of the alcohols used to produce FDCA esters remains a challenge.

Mascal *et al.* proposed an interesting alternative based on chloromethylfurfural (CMF), which can be a building block similar to 5-HMF.^{315,316} Using a biphasic system composed of dichloroethane and high-concentration HCl, they reported yields of CMF up to 90% from different feedstocks, including real biomass heated at 353–373 K for 3 h in aq. HCl/ClCH₂CH₂Cl.³¹⁷ Origin Materials has scaled up this technology, but instead of producing FDCA, they convert CMF into *para*-xylene to make terephthalic acid.³¹⁸ First, CMF is converted into dimethylfuran (DMF),³¹⁹ which is converted into *p*-xylene *via* the Diels–Alder reaction³²⁰ (more details are provided in Section 3.5). The use of high concentrations of HCl in a biphasic reactor and the recovery of dichloroethane are the main challenges for this process. Origin Materials maintains the ability to produce FDCA in the future, as they have licensed technology from Eastman.³²¹ As occurs with other processes at the pilot plant stage, they also use homogeneous catalysts for the final oxidation step (AMOCO process), a clear indication that more research is necessary in the development of heterogeneous catalysts.

Novamont decided to use ionic liquids as the solvent for the dehydration of the sugars, reporting yields up to 95% using tetraethylammonium bromide and HPWO/SiO₂ as the catalyst and temperatures from 353 to 373 K for 15 min in a series of steps.³²² The oxidation of 5-HMF is performed using a platinum catalyst in the presence of a base to keep the pH between 7 and 12 and using a low-pressure atmosphere of oxygen.³²³ Although the separation of 5-HMF from the ionic

liquid is not described in those patents, Novamont announced the construction of a demonstration plant for 2021.³²⁴ Replacing fructose with glucose as the feedstock, avoiding the use of salts during the oxidation step and the ability to recover 5-HMF and the ionic liquids will be critical for the development of this technology, which is very promising because of the high yield achieved.

Other interesting lab-scale technologies for producing FDCA from sugars have been reported. Zhang *et al.* reported the production of 5-HMF at 87% yield from fructose in 2 h at 393 K using isopropanol as the solvent and an acid catalyst such as HCl or Amberlyst-15.³²⁵ A base was incorporated before the oxidation step that uses a metal catalyst, such as Au/HT (368 K, 7 h) or Pt/C (297 K, 4.25 h), and bubbling oxygen. They had to evaporate the isopropanol and add water to dissolve 5-HMF and separate it from the impurities, typically humins, that remain insoluble and otherwise deactivate the catalyst.³²⁶ While the overall yield of FDCA is high, 83%, the economics of the process need to be studied, as evaporating solvents is typically expensive. Liu *et al.* worked at higher fructose and 5-HMF concentrations than those used in the previously mentioned study using DMSO/water as the solvent.³²⁷ Using a 19% fructose solution, they obtained an 80% 5-HMF yield in the first step using Amberlyst-15 as the catalyst and DMSO as the solvent. In the second step, they used Ru/C and O₂ to oxidise 5-HMF in the presence of NaHCO₃, without purification of 5-HMF, at an 81% yield, which resulted in an overall FDCA yield from fructose of 65%. Unfortunately, no data about the separation of FDCA, the stability of the catalyst in the presence of fructose-derived 5-HMF or the economics of the process were reported.

Dumesic *et al.* reported an alternative solution to address the low solubility of FDCA and to avoid the use of a base in the reaction medium during the oxidation step by using GVL/water as the solvent.^{328,329} They reported that FDCA solubility in GVL/water mixtures greatly increases with temperature (>12 wt% at 403 K). GVL/water can also be used in the first step to dehydrate fructose at high concentrations (15 wt% fructose) and high yields (>70%) using FDCA as the catalyst, so no removal of the acid catalyst is needed. After a purification step to remove the humins, crude 5-HMF is oxidised to FDCA at a 91% yield using Pt/C as the catalyst and O₂ for the environment. By reducing the temperature, FDCA precipitates with a purity >99%. The techno-economic analysis suggested an FDCA price of approximately \$1500 per kg.³²⁹

Alternatives to these catalytic processes have been developed by Corbion and Novozymes/DuPont. Corbion developed a 2-step process combining the chemical dehydration of fructose to 5-HMF, followed by the enzymatic oxidation of 5-HMF to FDCA. The advantage of this process is that the microorganism can work in the presence of some of the impurities produced during the dehydration of fructose.²⁸⁶ Another interesting option is the electrocatalytic oxidation of 5-HMF, which has been reported by several authors.^{330–332} The main challenge of this option is the recovery and purification of FDCA from the electrolyte and the economics of the process.



Even though furfural is a commercial product and less expensive than 5-HMF, only Braskem has a process for producing FDCA using furfural as a feedstock. The first step is the oxidation of furfural using a metal catalyst, Au, Pt or Pd, in the presence of a base, followed by disproportionation to furan, which is continuously removed, and a mixture of 2,4- and 2,5-FDCA. The production of 2,4-FDCA is a problem, as it reduces the yield of 2,5-FDCA (used to produce PEF) and requires additional purification steps to separate 2,4-FDCA from 2,5-FDCA.³³³ The low yields and complicated purification steps are the main challenges of this process. There has been no indication that this process is being moved to demonstration or commercial scale.

3.1.2. Reaction mechanism for the oxidation of 5-HMF to FDCA using heterogeneous catalysts. Davis *et al.* performed detailed studies about the reaction mechanism for the oxidation of 5-HMF in basic media using Au and Pt catalysts.³³⁴ They report that the oxygen atoms gained by 5-HMF comes from water and not from molecular O₂; however, the molecular oxygen still played an indirect but necessary role by removing electrons from the metal particles and generating OH⁻/H₂O that was eventually transferred to FDCA. The first step (see Fig. 12), the oxidation of 5-HMF to 5-hydroxymethyl-2-furan carboxylic acid (HMFCFA), is the formation of the geminal diol. The presence of the metal catalyst increases the selectivity (85% yield of HFCA at 100% 5-HMF conversion), but it is not necessary.³³⁴ The next step is the oxidation of the alcohol group to an aldehyde, which takes place in the presence of the metal catalyst. When Au is used as a catalyst, this is the rate-limiting step.³³⁵ In the case of Pt or Pd catalysts, which can activate the alcohol, step 3 is faster than using Au even though the overall TOF is higher when using Au catalysts than when using Pt or Pd catalysts. When Pt or Pd is used as the catalyst, the formation of diformylfuran (DFF), an alternative intermediate, is also observed. The final step is the oxidation of the aldehyde group formed by the oxidation of the alcohol group in 5-HMF. This step follows the same geminal diol mechanism as the first step. Further studies demonstrated that the mechanism is similar in the absence of a base, even though higher temperatures are

typically used.³³⁶ It is important to mention that, in the absence of a base, special care must be taken to keep the concentration of FDCA below the solubility limit and prevent its precipitation over the catalyst surface. Using higher temperatures increases the solubility in addition to increasing the reaction rates.

3.1.3. Oxidation of 5-HMF to FDCA using a heterogeneous catalyst. Table 6 summarises some of the recent catalysts used for the oxidation of 5-HMF to FDCA. We can observe that Au catalysts (entries 1–3) are the most active, even at low temperatures, but in all cases, a base is added to the system. Because of its high activity, Au remains one of the most studied catalysts; however, this catalyst still requires the use of a base to be active and selective, and few works have been reported using Au in the absence of a base. These works are typically limited to the utilisation of bimetallic catalysts³⁵² or basic supports.³⁵³ Li *et al.* observed an important influence of the morphology of the catalyst. They prepared nanoceria rods, cubes and octahedra and used them as supports in Au/CeO₂ catalysts. They observed a 7-times higher TOF using Au/CeO₂-rod catalysts than when using Au/CeO₂-cube catalysts and a 32-times higher TOF than when using Au/CeO₂-oct catalysts (entry 3, Table 6). According to the authors, oxygen vacancies on the Au/CeO₂ interface were responsible for the differences in TOF values by affecting the size and valence of Au and the interfacial acidic properties.³³⁹

Pt, Pd and Ru are also active and selective catalysts that have been demonstrated to be successful in the production of FDCA in the presence and absence of a base. The morphology of these metals has shown that the oxidation reaction is a structure-sensitive reaction. Liu *et al.* studied the conversion of 5-HMF in the presence of Pt nanocrystals and observed important differences in the generated oxygen species. They reported that on the Pt(100) surface, the O₂ molecules dissociated into O atoms and formed activated OH molecules with H₂O (entry 4, Table 6). However, on the Pt(111) surface, the O₂ molecules were reduced instead of being dissociated, resulting in the formation of •O₂⁻ and showing a lower FDCA yield than that of a reaction utilising a catalyst rich in Pt(100).³⁴⁰ Pt and Ru (entries 8–11, 13) have shown good performance in water and continuous operation

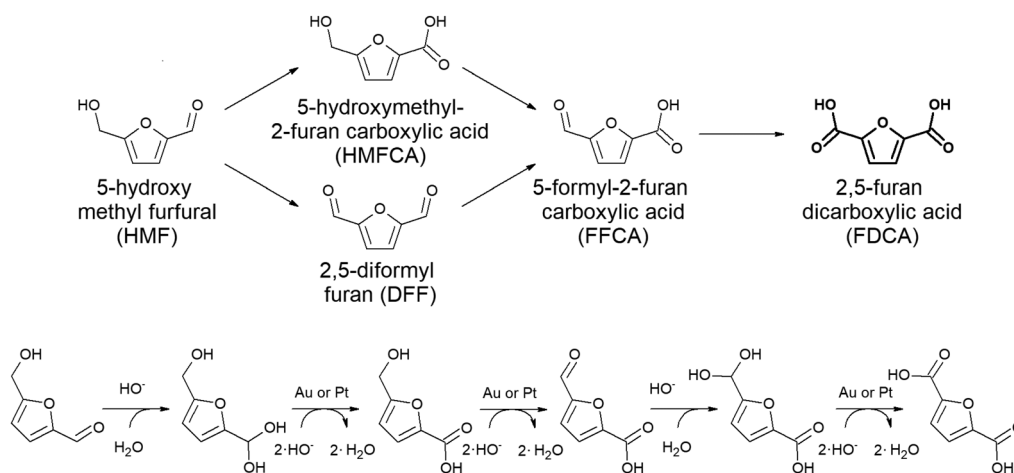


Fig. 12 Reaction mechanism for the oxidation of HMF to FDCA.



Table 6 Summary of the catalytic properties of different heterogeneous metal catalysts used for the production of FDCA from HMF

#	Catalyst	Solv. ^a	Operating conditions				Catalytic results					Ref.
			S cc ^b (wt%)	C/S ^c (wt%)	PO ₂ ^d (bar)	T ^e (K)	t ^f (h)	X _S ^g (%)	Y _{FDCA} ^h (%)	Product. ⁱ (g g _{cat} ⁻¹ h ⁻¹)	Deact. ^j	
1	Au/Al ₂ O ₃	H ₂ O (NaOH)	1.0	80.0	10	343	4	100	99	0.38	l	337
2	Au/GC	H ₂ O (NaOH)	0.2	100.0	7	383	6	100	>97	0.20	l	338
3	Au/CeO ₂	H ₂ O (NaOH)	0.3	67.0	5	403	2.5	100	88	0.65	n.s.	339
4	Pt-Nanocrystals	H ₂ O (NaHCO ₃)	0.3	4.0	1	373	10	100	95	2.94	n.s.	340
5	Pd-Au/HT (1 : 4)	H ₂ O/NaOH	0.4	50.0	1	333	6	100	90	0.37	l	341
6	Ni-MnO _x	H ₂ O (NaHCO ₃)	1.3	79.0	8	373	28	100	94	0.05	n.s.	342
7	MnO _x -CeO ₂	H ₂ O (KHCO ₃)	0.6	167.0	20	383	12	100	91	0.06	l	343
8	Pt/NC-CeO ₂	H ₂ O	0.2	167.0	4	423	4	100	99	0.18	ne	344
9	Pt/ZrO ₂	H ₂ O	0.5	60.0	4	373	12	100	97	0.17	n.s.	345
10	Ru/MgO	H ₂ O	1.3	160.0	6	413	4	100	90	0.17	ne	346
11	Ru/MgAlO	H ₂ O	1.3	80.0	6	413	4	100	99	0.38	st	346
12	Co-Mn	H ₂ O	0.6	167.0	10	393	5	99	95	0.14	ne	347
13	5% Ru/C	DMSO/H ₂ O (NaHCO ₃)	10.0	41.0	40	383	12	100	93	0.23	l ^m	327
14	MnFe ₂ O ₄	CH ₃ CN	0.8	187.5	TBHP ^k	373	5	100	80	0.11	ne	348
15	Pt/C	GVL/H ₂ O	7.5	103.0	40	383	20	100	94	0.06	n.s.	329
16	H ₃ PMo ₁₂ O ₄₀	[Bmim]Cl	1.3	400.0	10	413	6	100	89	0.05	l	349
17	Ru/Al ₂ O ₃	H ₂ O (Na ₂ CO ₃)	1.3	^l	30	413	1 h ⁻¹ ^l	100	62	0.80	l ⁿ	350
18	Pt@Dowex-Na	H ₂ O	0.3	^l	8	393	0.08 h ⁻¹ ^l	100	>99	0.27	ne	351
19	Pt/C	GVL/H ₂ O	1.0	^l	40	373	0.01 h ⁻¹ ^l	100	94	0.01	ne	329

^a Solvent. ^b Substrate concentration weight ratio in %. ^c Catalyst to substrate weight ratio in %. ^d Reactant gas pressure in bar. ^e Temperature conditions in Kelvin. ^f Reaction time. ^g Substrate conversion. ^h Yield towards product. ⁱ Productivity. ^j Catalyst deactivation: strong (st), moderate (m), low (l) and negligible (ne); n.s. (not studied), n.r. (not reported). ^k *tert*-Butyl hydroperoxide (TBHP) was used as the oxidant. ^l Reaction conducted in a continuous mode in a fixed bed at the WHSV (weight hourly space velocity) indicated in the table. ^m Requires regeneration by treating with H₂. ⁿ Can be regenerated.

(entries 17 and 18), and they are promising catalysts that deserve further study.

To reduce the cost of the catalyst, some authors are trying to replace noble metals with less expensive options. Non-noble metals, such as Ni-Mn and MnO (entries 6 and 7), are active, but the productivity of the reaction is almost an order of magnitude lower than that utilising Au catalysts. The utilisation of Mn oxides is an option that has proven successful.^{342,343,347,348} Rao *et al.* used a Co-Mn catalyst in aqueous NaHCO₃ and obtained FDCA yields >95% with the catalyst showing good stability (entry 12, Table 6). The FDCA yield decreased to 73% when they used crude 5-HMF produced from sugars.³⁴⁷ They report an economic study starting from starch to produce glucose and then 5-HMF in a biphasic reactor. With the limited data reported (no information about mass and energy balances), it seems that just the cost of the raw materials was close to \$2000 per ton of FDCA.

One of the most important limitations is the use of dilute solutions of 5-HMF, which typically results in greater catalytic results but penalises the economics of future processes because of the purification cost. Liu *et al.* studied the oxidation of highly concentrated 5-HMF using Ru/C as the catalyst (entry 13, Table 6). They observed that the highest yields of FDCA were achieved in water or DMSO/water mixtures in the presence of a weak base (NaHCO₃). Even though a high concentration of 5-HMF was used, there was no mention about the solubility of FDCA, which may be limited in the absence of the base and be the reason for the poor carbon balance in some of the experiments. The catalyst suffered deactivation but could be regenerated by a reducing treatment. The FDCA yield decreased from 93 to 81% when 5-HMF produced from fructose was used in the oxidation without intermediate purification.³²⁷

Another limitation is that most of the studies focus on batch reactions, and there are few studies in continuous mode. Da Fonseca Ferreira *et al.* used Ru/Al₂O₃ and a concentration of 5-HMF of 1.25 wt%, but they required the presence of Na₂CO₃, and they only achieved a 62% FDCA yield³⁵⁰ (entry 17, Table 6). Liguori *et al.*³⁵¹ studied the continuous oxidation of 5-HMF using a Pt/resin catalyst and oxygen (entry 18, Table 6). They were able to achieve an FDCA yield >99% using pure water as the solvent and demonstrated the stability of the catalyst for 5 days. The main limitations are the high Pt loading of 15.6 wt% and the low concentration of the 5-HMF used during the experiments (0.3 wt%). The role of the resin in the reaction was not discussed, but relatively low yields (38%) were reported when using a simple Pt/C catalyst. Dumesic *et al.* reported an FDCA yield of 93.7% using Pt/C, GVL/water as the solvent and 1 wt% 5-HMF³²⁹ (entry 19, Table 6).

3.1.4. Summary and prospects of FDCA synthesis. Developing new strategies that overcome some of the current limitations to producing FDCA will be necessary for successful industrial deployment. Many studies have been used to propose new processes and perform techno-economic analysis. However, at the commercial scale, the new processes still use fructose instead of biomass as the feedstock and a homogeneous catalyst to oxidise 5-HMF to FDCA. This is, in part, because most of the work reported in the literature was done at low 5-HMF/FDCA concentrations and using purified materials as feedstocks. Additionally, the purification of FDCA and the integration of the production of 5-HMF and its oxidation have typically not been studied.

In the future, new processes investigated at a laboratory scale must include the integration of 5-HMF production and



5-HMF oxidation. Ideally, both reactions should be carried out in the same solvent to avoid the separation of 5-HMF. Consequently, it will be important to better understand the formation of humins and other degradation products during 5-HMF production, as they deactivate the solid catalyst used for the oxidation. Studies should be performed at high 5-HMF/FDCA concentrations, at least at 10 wt%, to minimise capital cost, reduce energy requirements and facilitate solvent recovery and reutilisation. At those concentrations, avoiding the FDCA precipitation will be necessary to utilise heterogeneous catalysts. Using mixtures of solvents to increase the solubility of FDCA could be an option to solve the solubility problem. New technologies should go together with techno-economic and life cycle analysis. To date, some of these analyses have been published using data from the literature,^{354,355} but the lack of first-hand data makes it complicated to elaborate accurate mass and energy balances that combine all the steps involved in the production of FDCA.

Another field of research that needs to be improved is separation and purification. Hallet *et al.*³⁵⁶ recently studied the separation of furanic compounds from ionic liquids, which will be useful in the design of new technologies based on the utilisation of ionic liquids as solvents. In this sense, not all impurities have the same effect; for example, FCA is a chain terminator that will be greatly detrimental to the polymerisation of FDCA, while DFF could be less problematic. Avantium is thoroughly studying the removal of some of the impurities produced during the oxidation of 5-HMF. For example, they hydrogenated by-products to produce 2,5-bishydroxymethylfuran (BHMF), which can be removed by evaporation.³⁵⁷

3.2. Maleic acid

Maleic anhydride (MA) and its hydrated form, maleic acid (MAc), are used for the production of a number of polymers with a wide variety of applications: personal care products, fibre reinforced plastics, surface coating applications, improved polymer compatibilisers in packaging films and coating applications, textile fibres and paper sizing, pigment dispersion, varnishes, engineering plastics, paper sizing, carpet and floor care products, food packaging, *etc.*³⁵⁸ The global production of maleic anhydride in 2012 was 1.78 million tons, with a market value of over 314 million USD.³⁵⁹

MA is currently produced by the well-proven and established partial oxidation of benzene and mostly butane^{358,360,361} (both petrochemical feedstocks). However, other renewable routes based on the oxidation of biomass-derived platforms have been demonstrated at the laboratory scale. They produce either MA or MAc depending on the reaction conditions (one can be interconverted into the other by simple hydration or dehydration steps). These renewable platforms are butanol, levulinic acid (LEVA), 5-hydroxymethylfurfural (5-HMF), and furfural. Only furfural is currently industrially available, which may explain the most abundant scientific literature for this platform. In general, O₂ is used as an oxidant in both gas phase and liquid phase processes, but aqueous H₂O₂ and electrochemical oxidation have also been utilised.

3.2.1. Gas-phase oxidation of butanol to MA using O₂. Butanol can be obtained from biomass either by ABE fermentation or by the Guebert reaction from ethanol.^{362,363} To our knowledge, there is only one study of the oxidation of butanol to maleic anhydride that was conducted in the gas phase using (VO)₂P₂O₇ as a catalyst. The maximum yield obtained with a high-grade butanol was quite low (39% at full conversion) using a stream of 1 mol% butanol in an O₂/N₂ mixture (20 mol% O₂), at 613 K and with a W/F ratio of 1.33 g s mL⁻¹ equivalent to a quite modest STY (approximately 0.045 g MA g_{cat} h⁻¹). Other valuable products were also obtained at even smaller yields such as phthalic anhydride (12%) and acrylic and acetic (15%).³⁶⁴ Improvements in the yields are needed when considering a practical application.

This process is proposed to be an oxy-dehydration process first involving the dehydration of butanol to 1-butene that is then isomerised to 2-butene, which is, subsequently, oxidised to crotonaldehyde. The latter can be cyclised to furan that is further oxidised to an endoperoxide, and, finally, MA is formed *via* 5-hydroxyfuranone. Another possibility is that crotonaldehyde is oxidised to formyl crotonic acid (*via* a crotonic acid intermediate), which is, subsequently, oxidised to maleic acid and cyclised to MA. Remarkably, no noticeable deactivation was observed for 6 h when using high-grade biobutanol.

Interestingly, the reaction was also conducted with biobutanol produced by fermentation, but the presence of impurities results in a reduced MA yield. The removal of impurities after a purification treatment with bleaching earth and activated charcoal resulted in similar behaviour to that of high-grade butanol. The main challenge for this process remains in the development of a catalyst with a higher yield of anhydride and robustness against deactivation in the long term when using biobutanol obtained from fermentation.

3.2.2. Gas-phase oxidation of levulinic acid to MA using O₂. Regarding levulinic acid (LEVA) transformation into MA, the scientific literature is also quite scarce. LEVA is not commercially produced yet, but its production by acid dehydration of lignocellulosic biomass, as previously mentioned, is well proven and close to industrial implementation.²²⁰ The oxidation of LEVA to MA has been conducted in the gas phase using O₂ and SiO₂-supported vanadium oxide as catalysts. A yield of 71% was obtained at 573 K^{365,366} with a mol LEVA concentration of 1.6% and a mol O₂/LEVA ratio close to 21. Unfortunately, no information was disclosed about the specific LEVA and O₂ molar flow rates that precluded estimation of the space-time yield productivity. Remarkably, no deactivation was observed in this study. LEVA possesses a low melting point, a low vapour pressure, low thermal instability and high viscosity, which are problematic for continuous industrial operation. To overcome these difficulties, dimethyl succinate diesters, which are more amenable to processing than LEVA, were converted to MA at similar yields to those obtained when using the acid.³⁶⁷

The selective route involves the cleavage of the C4–C5 bond,¹⁰ releasing formaldehyde and succinic acid that is cyclised to the anhydride and, subsequently, dehydrogenated to MA. The C–C scission between the C3–C4 bond results in the unselective formation of acetaldehyde and malonic acid. LEVA can also be



dehydrated to angelica lactones and, eventually, to cyclopentanedione and cyclopentenedione or decarboxylation to methyl vinyl ketone. The unselective overoxidation of all the above-mentioned compounds to CO₂ and H₂O is also possible. The intrinsic activity of supported vanadates in the oxidative C–C cleavage of bonds in ketones is very sensitive to both the vanadium oxide structure and support nature, as demonstrated by the same authors, with studies conducted on vanadate species deposited on different supports (SiO₂, γ-Al₂O₃, TiO₂, and CeO₂) using 2-pentanone.³⁶⁸

These results should foster more research to identify better catalysts, especially using lower grade, biomass-derived LEVA than that so far considered. The experiments must be conducted under well-specified reaction conditions; otherwise, a comparison between different catalyst systems is impractical.

3.2.3. Liquid-phase oxidation of 5-hydroxymethylfurfural (5-HMF) to MA using O₂. The problem with this route is that the 5-HMF platform is not commercially available yet. However, there is considerable interest in developing processes for obtaining 5-HMF from sugars because it is also the platform for FDCA synthesis (see Section 3.1).

The liquid phase oxidation of high-grade 5-HMF to MA using O₂ has been studied using V- or V-Mo-based catalysts,^{369–373} with the exception of one amino-functionalised silica catalyst.³⁷⁴ Table 7 summarises the results. The reaction was conducted at relatively mild temperatures ($T \leq 373$ K) and O₂ pressure (10–20 atm). Acetic acid or acetonitrile were the preferred solvents, and a mixture of MA and MAc was then obtained. When the reaction was conducted in water, the hydrated form (MAc) was also obtained with a higher selectivity, at the expense of MA.³⁷²

A radical mechanism has been proposed that is initiated by the cleavage of the C–C bond between the furan ring and the hydroxymethyl group, releasing formic acid.³⁷¹ More details of the mechanism are given elsewhere³⁷¹ that, although it explains essential features of the reaction (such as that the reaction is deeply restrained by the addition of free radical inhibitors and CO, CO₂ and HCOOH are released in the course of the reaction), is not supported by any other experimental evidence.³⁷¹

In any case, the highest yield reported so far (95%) was obtained using a 2.4 wt% FUR solution in acetic acid after 4 h, at 363 K and 20 atm using oxo-vanadium species deposited onto an amino-functionalised graphene oxide (Table 7, entry 4).³⁷²

Similar results were obtained with a non-functionalised graphene oxide.³⁷¹ A quite small amount of catalyst was used; consequently, both systems show remarkably high productivity: above 5 g of MAc g_{cat}⁻¹ h⁻¹. These results are more notable considering the low loading of vanadium deposited onto the graphene oxide. It would be very interesting to study the behaviour of this type of catalyst using higher furfural concentrations than that mentioned above to determine whether these high yields and productivities remain. Unfortunately, both catalysts were slightly but continuously deactivated after 5 runs.^{371,372} A minor loss of V species by leaching was observed in these two cases. This complicates a possible industrial application. However, it must be considered that the slight deactivation could have also been a consequence of the unavoidable losses of catalysts occurring while handling the catalysts (catalysts must be removed from the solution before conducting another reuse run). The amount of catalyst used in these experiments is quite small, less than 100 mg. The accumulated losses while reusing may be comparable to the observed slight decrease in the activity. Long-term experiments in flow reactors are needed to assess the stability of these catalysts.

A more durable although less selective (yield of 79%) silica-supported V₂O₅ catalyst has also been investigated working under quite similar reaction conditions. Other V catalysts, H₅PV₂Mo₁₀O₄₀ (Table 7, entry 2) and VO(acetylacetonate)₂ (Table 7, entry 5), are less productive than the silica-supported V₂O₅ catalyst.^{370,373} The amino-functionalised silica was also less productive (Table 7, entry 6).³⁷⁴ In summary, the challenge of developing a highly productive and durable catalyst for this reaction is yet to be resolved.

3.2.4. Furfural oxidation to MA/MAc. The main advantage of furfural is that furfural is already a commercial commodity with a production that was ca. 300 kton in 2013³⁷⁵ and has been forecasted to reach more than 600 kton in 2020 with a market value of more than \$1200 million.³⁷⁵ Furfural is obtained from the pentoses contained in lignocellulosic agro-residues (corn cobs, grain hulls and bagasse) by acid dehydration.^{221,376} Most furfural is utilised for the manufacture of furfuryl alcohol,³⁷⁷ but it is also used in other applications, such as its use as a solvent, in furfuryl amine production, *etc.*³⁷⁷ Many other transformations to chemicals, biofuels and polymers have also been shown to be technically viable.²²¹

Table 7 Oxidation of 5-HMF to MA + MAc in the liquid phase with O₂ using heterogeneous catalysts

#	Catalyst	Operating conditions						Catalytic results					Ref.
		Solv. ^a	S cc ^b (wt%)	C/S ^c (wt%)	PO ₂ ^d (bar)	O ₂ /FUR ^e (mol)	T ^f (K)	t ^g (h)	X _s ^h (%)	Y ⁱ (%)	Product ^j (g g _{cat} ⁻¹ h ⁻¹)	Deact. ^k	
1	V ₂ O ₅	AcOH	2.4	3.6	5	7.5	373	4	99	79	5.05	l (5 runs)	369
2	H ₅ PV ₂ Mo ₁₀ O ₄₀	CH ₃ CN/AcOH	9.2	100.0	10	6.3	363	8	100	64	0.07	n.s.	370
3	VON–GO	AcOH	2.4	4.0	20	30.0	363	4	100	91	5.23	l (6 runs)	371
4	VO–NH ₂ –GO	AcOH	2.4	4.0	20	n.r.	363	4	100	95	5.48	l (5 runs)	372
5	VO(acac) ₂	CH ₃ CN	7.0	10.6	10	n.r.	363	4	99	52	1.13	n.s.	373
6	SiO ₂ –NH ₂	H ₂ O	1.0	50.0	10	n.r.	363	8	36	30	0.07	n.s.	374

^a Solvent. ^b Substrate concentration weight ratio in %. ^c Catalyst to substrate weight ratio in %. ^d Reactant gas pressure in bar. ^e O₂/furfural molar ratio. ^f Temperature conditions in Kelvin. ^g Reaction time. ^h Substrate conversion. ⁱ Yield towards product (MA + MAc). ^j Productivity to MAc. ^k Catalyst deactivation: strong (st), moderate (m), low (l) and negligible (ne); n.s. (not studied) n.r. (not reported).



Four different oxidation processes of furfural to maleic acid or anhydride are possible, namely, liquid-phase oxidation with O₂, gas-phase oxidation with O₂, liquid-phase oxidation with H₂O₂ and electrochemical oxidation. These processes are described in the following paragraphs.

3.2.4.1. Liquid-phase oxidation of furfural to MA/MAC using O₂. Liquid phase oxidation with O₂ is conducted at similar relatively mild temperatures ($T < 383$ K) and O₂ pressures (10–20 atm) and using similar vanadium-based catalysts as previously mentioned for the liquid-phase oxidation of 5-HMF, except for soluble heteropolyacids and notable Fe-porphyrin (Fe-PP)-based systems (see Table 8).

The yield of MA + MAC obtained with soluble heteropolyacid soluble catalysts (Table 8, entries 1–3)^{378–380} (homogeneous catalysts) is similar to that of reactions utilising heterogeneous catalysts. However, their reutilisation for several runs is not straightforward because it requires the separation of the soluble catalyst from the liquid phase. This prevents their practical application. The authors mentioned that it is possible to separate soluble heteropolyacids by the use of water-organic solvent biphasic systems^{378–380} but they did not demonstrate this protocol. This problem could also be circumvented using heteropolyacids supported on different solid supports, but no information has been disclosed.

Regarding the heterogeneous catalyst based on vanadium, it must be mentioned that, as for 5-HMF oxidation, acetic acid or acetonitrile were needed to obtain a high yield; water resulted in a lower yield. In the case of vanadium species anchored on graphene oxide, the productivity was well above 1 g of MA/MAC per g of catalyst per h (in the case of VO/GO, the productivity was 1.81 g g_{cat}⁻¹ h⁻¹).^{371,372} Unfortunately, these vanadium-based catalysts are deactivated. However, as also explained for 5-HMF, this can be an experimental flaw related to the accumulated loss of catalyst while handling the catalyst in the reuse runs. Long-term experiments under continuous flow are needed to assess deactivation.

Fe-porphyrins (Table 8, entries 8 and 9) displayed lower productivity values than those of the vanadium-based catalysts

(in the range of 0.3–0.5 g of MA g_{cat}⁻¹ h⁻¹) but, interestingly, presented better reutilisation properties that make these systems worthy of further study. When discussing productivity, we must bear in mind that the experiments were conducted in water, a solvent much greener than acetic acid and acetonitrile, but less selective. A fairer comparison is that conducting the reaction in these solvents (so far not conducted). In addition, the molecular weight of porphyrin molecules is quite significant (higher than 300 g mol⁻¹), and the supported systems contained less than 1 wt% metalloporphyrins. In practice, the reaction rate per site is quite high, and yield and productivity may be more favourable if larger loadings are deposited on the support. Despite using water as a solvent, these systems presented similar yields to those achieved with the use of vanadium-based catalysts and quite good reusability properties. The challenge is to make these Fe-porphyrins more stable and more productive to increase their chances of a practical application.

3.2.4.2. Gas-phase oxidation of furfural to MA using O₂. The scientific literature covering this reaction is quite scarce, and only a limited number of catalytic systems have been studied (see Table 9). The reaction is conducted between 543 and 633 K and at GHSV values between 600 and 36 000 h⁻¹. In some cases, the studies dated back the first half of the last century, and relevant information, such as exact reaction conditions, the yield of MA and the Space Time Yield (STY) of MA in terms of g_{MA} g_{cat}⁻¹ h⁻¹, cannot be inferred. Most of the catalysts were based on vanadium, although some promoters, such as Ni, Na, Ag, Fe, Sn, Bi and, especially, Mo and P, have also been incorporated.^{28–31,385–393} In most cases, unsupported systems were used as catalysts, but alumina and pumice have also been utilised as supports.

Fig. 13 summarises the pathway of the reaction that has been proposed based on the products detected. Furfural is initially oxidised to furoic acid, which is rapidly decarboxylated to furan, and furan is oxidised to furan-5(2H)-one, which is, finally, oxidised to MA.^{389–391} Any of these products can also be fully oxidised to carbon oxides and water, which eventually

Table 8 Catalytic properties of different catalysts studied in the liquid phase oxidation of furfural with O₂ to MA + MAC (batch reactor)

#	Catalyst	Operating conditions						Catalytic results					Ref.
		Solv. ^a	S cc ^b (wt%)	C/S ^c (wt%)	PO ₂ ^d (bar)	O ₂ /FUR ^e (mol)	T ^f (K)	t ^g (h)	X _s ^h (%)	Y ⁱ (%)	Produc. ^j (g g _{cat} ⁻¹ h ⁻¹)	Deact. ^k	
Oxidation of furfural with homogeneous catalysts													
1	H ₃ PMo ₁₂ O ₄₀	H ₂ O-tetrachloroethane	7.0	190.0	20	12	383	14	50	35	0.02	n.s.	378
2	H ₃ PMo ₁₂ O ₄₀ + Cu(NO ₃) ₂	H ₂ O	17.4	210.0	20	5	371	14	95	49	0.02	n.s.	379
3	H ₅ PV ₂ Mo ₁₀ O ₄₀ + Cu(CF ₃ SO ₃) ₂	CH ₃ CN-AcOH	7.8	15.0	20	10	383	14	99	54	0.31	n.s.	380
Oxidation of furfural with heterogeneous catalysts													
4	Mo ₅ VO ₁₄	AcOH	1.8	15.6	20	n.r.	393	16	100	65	0.31	st (5 runs)	381
5	VO-NH ₂ -GO	AcOH	1.8	5.2	20	n.r.	363	8	82	62	1.81	st (5 runs)	372
6	VON-GO	AcOH	1.8	5.2	20	30	363	10	86	60	1.39	n.s.	371
7	CaCu ₂ P ₂ O ₇	H ₂ O	5.0	20.0	8	5	388	18	68	37	0.13	m (4 runs)	382
8	FeT(<i>p</i> -Cl)PPCl	H ₂ O	6.3	16.7	12	14	363	10	96	44	0.32	l (5 runs)	383
9	FeT(<i>p</i> -Br)PPCl/SBA15	H ₂ O	4.8	20.8	10	10	373	6	76	56	0.54	l (5 runs)	384

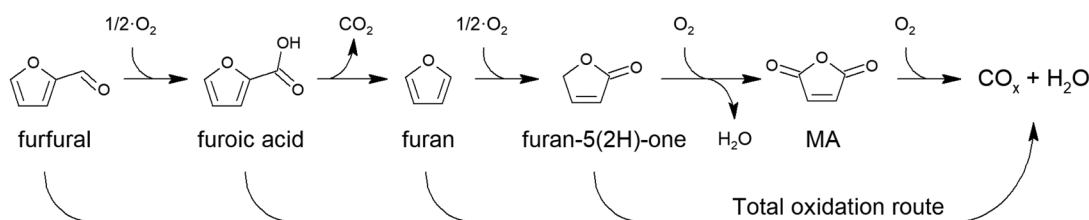
^a Solvent. ^b Substrate concentration weight ratio in %. ^c Catalyst to substrate weight ratio in %. ^d Reactant gas pressure in bar. ^e O₂/furfural molar ratio. ^f Temperature conditions in Kelvin. ^g Reaction time. ^h Substrate conversion. ⁱ Yield towards product (MA + MAC). ^j Productivity. ^k Catalyst deactivation: strong (st), moderate (m), low (l) and negligible (ne); n.s. (not studied), n.r. (not reported).



Table 9 Selective oxidation of furfural into maleic anhydride in the gas phase using O₂ as the oxidant (fixed bed reactor)

#	Catalyst	Operating conditions				Catalytic results					Ref.
		Gas phase ^a	S cc ^b (vol/vol)	O ₂ /FUR ^c (mol)	T ^d (K)	GHSV ^e (h ⁻¹)	X _S ^f (%)	Y ^g (%)	STY ^h (g g _{cat} ⁻¹ h ⁻¹)	Deact. ⁱ	
1	V ₂ O ₅ /pumice	O ₂ -N ₂	n.r.	44	593	600–1000	100	25	n.s.	Stable ^k	385
2	Fe molybdate	O ₂ -N ₂	0.02	1200	543	2461	n.r.	85	0.0016		386
3	V-Mo-P-O	O ₂ -N ₂	0.3–0.4	n.r.	573	15 700–18 000	n.r.	60 ^j	0.47	n.s.	387
4	V-Mo-P/α-Al ₂ O ₃	O ₂ -N ₂	0.8	3–117	575–623	8000–36 000	n.r.	n.r.	n.s.	n.s.	388
5	VO _x /Al ₂ O ₃	O ₂ -N ₂	0.3–1.0	10–40	583	1720	100	86	0.11–0.33	m (20 h)	389 and 390
6	VPO	O ₂ -N ₂	6.0–10.0	2	633	2400–7200	100	90	1.31–2.26	ne (25 h)	391

^a Gas phase. ^b Substrate concentration in vol/vol (%). ^c O₂/furfural molar ratio. ^d Temperature conditions in Kelvin. ^e Gas hourly space velocity in h⁻¹. ^f Substrate conversion. ^g Yield towards product (MA). ^h STY (space-time yield). ⁱ Catalyst deactivation: strong (st), moderate (m), low (l) and negligible (ne); n.s. (not studied) n.r. (not reported). ^j MA selectivity. ^k Reactivation in weeks.

Fig. 13 Oxidation of furfural to maleic anhydride with gas phase O₂ (adapted from ref. 387).

results in a loss of MA yield. Molar yields between 25 and 90% and STY from 0.1 to 2.3 g_{cat}⁻¹ h⁻¹ have been reported (see Table 9).

A non-selective reaction that must be seriously considered is the formation of heavy furanic resins by oligomerisation of furfural. Furfural is very prone to oligomerisation, and O₂ triggers this reaction;^{385,394} therefore, resin formation has to be minimised to obtain a high MA yield. The formation of resins can go unnoticed because resins are heavy compounds with high boiling points and cannot be transported in the gas phase, remaining either in the catalyst bed or in the lines downstream of the catalyst bed.³⁸⁵ Long-term operation may result in plugging. Detection by conventional methods, such as GC or HPLC, is difficult; but its formation can indirectly be noticed and quantified by the lack of a carbon balance.³⁹⁰ VPO systems have recently been reported to achieve a yield of MA as high as 90% (Table 9, entry 6).³⁹¹ The overall selectivity of the different products was reported to be exactly 100%, consequently, resins may have been unaccounted for. These remarkable results require confirmation.

The deposits of maleates and resins are involved in the deactivation of catalysts.³⁹⁰ Fortunately, the activity is fully restored by burning these deposits off at high temperatures (773 K) under air.³⁹⁰ The deposition of these species can also be prevented by conducting the reaction under reaction mixtures with a high oxidising potential, namely, a high O₂/furfural mol ratio and high temperatures (to achieve full furfural conversion). Within this context, it is worth mentioning that a Fe molybdate catalyst has been reported to be not deactivated but, on the contrary, activated with time on-stream and takes weeks (10–20 weeks) to reach its full potential.³⁸⁶

The conflicting results regarding resin formation and deactivation issues require further research to unveil important fundamental

aspects, such as the surface species involved in the reaction mechanism, the deactivation phenomena and the effect of contact time, reaction temperature, and the concentrations of FUR and O₂ on the kinetics of the reaction. The limited number of articles and, in some cases, the lack of detailed information about the reaction conditions and the preparation of the catalyst prevent any conclusion about the nature of the active and stable species and, consequently, the design of more active and robust catalysts. Further investigation is required to shed light on these issues.

Although gas-phase O₂-oxidation requires relatively high temperatures (above 543 K), energy integration allows for a minimum selling price of maleic anhydride that is attractively close to the current commercial price of petrochemically produced MA.³⁹⁵ For the gas-phase oxidation of furfural to become more competitive, it still requires further improvements in the space-time yield and productivity, the yield of MA and the long-term stability of the catalyst.³⁹⁵ The economic viability is very sensitive to the price of furfural;³⁹⁵ consequently, it is also essential that the catalyst can process low-grade furfural that is less expensive than high-grade furfural used in all of the studies conducted so far.

3.2.4.3. Liquid-phase oxidation of furfural to MA/MAC using aqueous H₂O₂. A third route to produce MAC from furfural is liquid-phase oxidation using H₂O₂ as the oxidant. MAC is formed rather than MA because the reaction takes place in aqueous solutions. A practical application seems very unlikely. The techno-economic evaluation mentioned in the previous section for the gas-phase oxidation with O₂ of furfural was also extended to liquid phase H₂O₂-oxidation.³⁹⁵ Notwithstanding the mild conditions (343–363 K and at atmospheric pressure), this reaction is estimated to be far from economic feasibility



(the minimum selling prices are almost ten-fold higher than the current price of petrochemical MA). The reasons are the high H_2O_2 cost, the low productivity, the diluted aqueous solution used in the process and the complicated purification protocol needed to separate MAC from the other by-products.³⁹⁵ This route can only become attractive in a scenario of substantially low-cost H_2O_2 (several times less expensive than the current price). In the hope that the cost of H_2O_2 can be reduced in the future, a very brief review of the studies conducted so far will be presented below. Further details concerning the wide range of catalysts and the mechanism of reaction can be consulted in ref. 221 and 396.

Generally, there are two families of catalysts for this reaction. The first family of catalysts is those possessing either acidic or basic Brønsted sites. The reaction proceeds according to the following well-accepted mechanism: the initial step is the Baeyer–Villiger oxidation of the aldehyde group of furfural through furyl hydroxyhydroperoxide and a formylfuroate ester (see Fig. 14). The latter is hydrolysed, releasing formic acid (actually the most concentrated product of the reaction) and 2-hydroxyfuran, which is in keto–enol tautomeric equilibrium with furan-2(3H)-one and furan-2(5H)-one. These two furanones are the starting point for further hydrolysis and oxidation steps, the former (route 1 in Fig. 14) ending in succinic acid (SAC) and the latter (route 2) in

5-hydroxy-furan-2(5H)-one (HFONE) and, finally, in MAC. Badovskaya *et al.*³⁹⁷ have proposed that SAC can also be derived from HFONE *via* another keto–enol tautomeric equilibrium. This reaction presents a quite complicated mechanism for only obtaining MAC. However, the MAC yield can be maximised by tuning the reaction conditions.

Typical reaction conditions that favour MAC formation are temperatures between 303 and 343 K, reaction times much longer than 3–4 h and a $\text{H}_2\text{O}_2/\text{FUR}$ mol ratio much higher than 3 (the stoichiometric ratio). Shorter reaction time (less than 1 h) directs the production to furan-2(5H)-one and HFONE whereas a $\text{H}_2\text{O}_2/\text{FUR}$ mol ratio lower than 3 maximises the formation of SAC. Relatively severe conditions give rise to overoxidation to formic acid or even to CO_2 and H_2O . As discussed thoroughly in the next section, this type of catalyst is more appropriate for oxidation to SAC than for MAC production.

It is worth noting that, in practice, the reaction proceeds without the incorporation of a catalyst but at a much lower rate. Faster rates require the presence of acid catalysts (basic catalysts are consumed during the reaction because of the neutralisation by the acids formed in the reaction). Among the variety of soluble and solid catalysts studied (see ref. 221), the best yield reported thus far has been obtained using formic acid as a

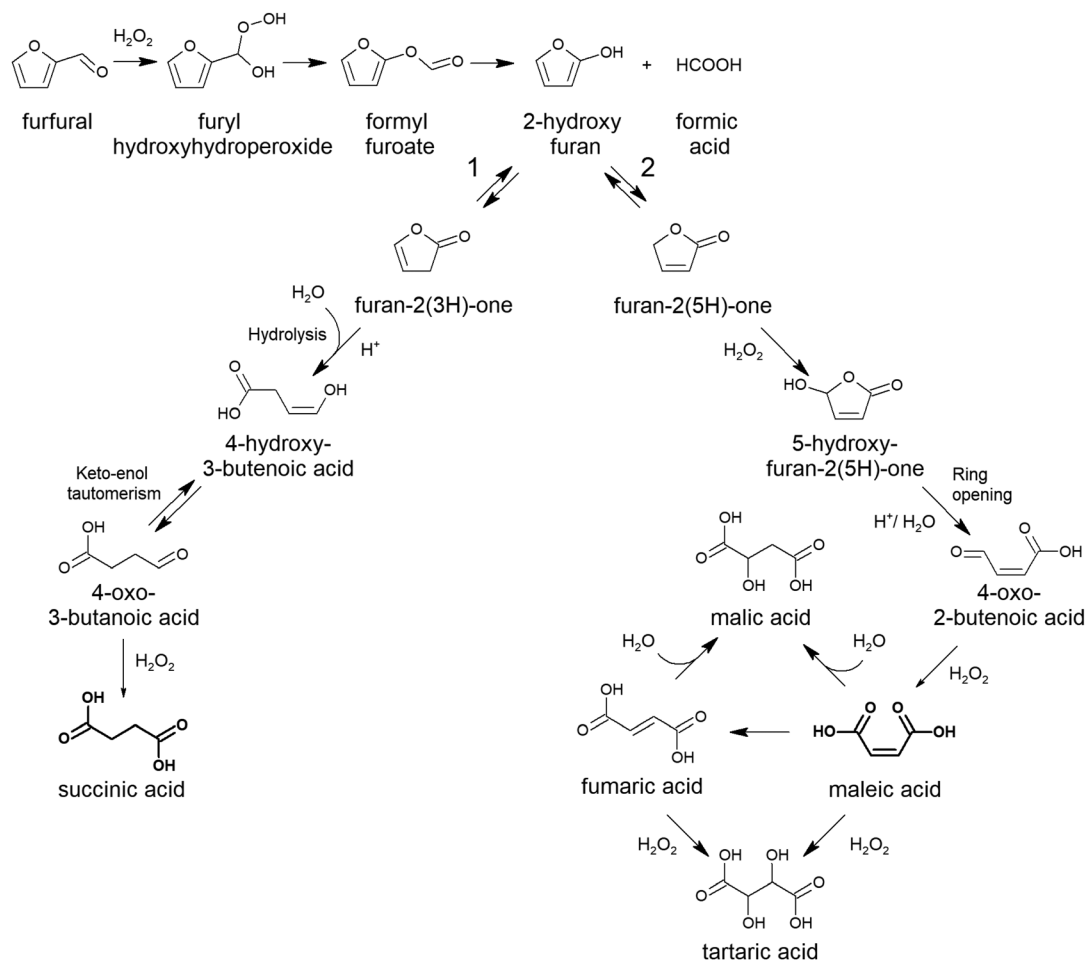


Fig. 14 Oxidation of furfural with H_2O_2 in the liquid phase using Brønsted acid or basic catalysts.



catalyst (which is actually one of the products of the reaction). A yield as high as 95% of MAc was obtained at 353 K after 8 h of reaction using a 1.6 wt% of furfural, a H₂O₂/FUR mol ratio of *ca.* 10, in a solution containing *ca.* 80 wt% formic acid (FAc).³⁹⁸ In addition to the high concentration of formic acid required, which is translated into very low productivity (lower than 0.003 g MAc g_{cat}⁻¹ h⁻¹), the problem of this homogeneous process is that separation from FAc and further purification of MAc is required. A similar separation problem is faced when using other homogeneous catalysts, such as H₂SO₄, a much stronger acid than formic acid. In this case, a yield as high as 85% was obtained with a much lower catalyst loading (0.01%);³⁹⁸ consequently, a much higher equivalent productivity (more than 1 kg MAc g_{cat}⁻¹ h⁻¹) was obtained. Betaine chloride has also been used as a homogeneous catalyst;³⁹⁹ a yield of 61% MA and 31% fumaric acid, an isomer of MA (equivalent to a productivity of *ca.* 0.4 g MAc g_{cat}⁻¹ h⁻¹) was achieved using a relatively high concentration of furfural (10 wt%) and betaine (40 wt%) after 30 min at 373 K. Acetone is needed for separation of the catalysts from the reaction medium, and acetone is later distilled to remove it from the products.

In principle, solid catalysts, such as sulphonic acid resins or sulphonated silica or carbon, are better options than liquid catalysts because they can easily be separated from the reaction by filtration. A yield of *ca.* 80% was obtained using Amberlyst-15,³⁹⁸ a sulphonic acid resin, a 1.6 wt% solution of furfural, a H₂O₂/FUR mol ratio of *ca.* 10, and a catalyst loading of 0.7 wt% at 298 K and 7 h of reaction. Deactivation is caused either by leaching of the acid sites or fouling due to deposits. The latter cannot be removed by calcination because sulphonic acid sites will also be gasified. Amberlyst-15 has been reported to be stable for three runs.^{400,401} However, stability must be studied for a larger number of runs.⁴⁰²


Another family of catalysts is that including titanium-silicalite (TS-1), a pure silica zeolite with an MFI structure in which Ti⁴⁺ cations are incorporated within the framework, replacing Si⁴⁺ cations.^{402–405} This reaction does not proceed through the mechanism mentioned in Fig. 14 but through a different mechanism that does not involve the formation of SAC (explained elsewhere⁴⁰⁴). This catalyst is more selective for the formation of MAc than the other catalysts mentioned above, and SAC is a minor product that comes from unavoidable B–V oxidation (the acids formed during the reaction autocatalyse the B–V reaction). The formation of HFONE takes place rapidly, its oxidation to MAc is much slower, and high reaction temperatures (343 K) and a high H₂O₂/FUR mol ratio (>7) are required to achieve the maximum yield of MAc (70%) in 4–6 h. The TS-1 catalyst is deactivated, and the principal cause of deactivation is the deposition of heavy products on the surface of the zeolite.^{403,405} The catalyst can be fully regenerated by burning off these deposits by calcination at 823 K.

Interestingly, deactivation of the TS-1 catalyst was suppressed by using GVL/H₂O mixtures instead of only water; in this case, the deposition of heavy products was prevented. Further improvement of the yield of MAc can be accomplished (83%) by the creation of mesopores within the primary zeolite

particles and the increase of the hydrophobicity of TS-1 channels using hydrothermal treatment with tetrapropylammonium hydroxide.⁴⁷

Irrespective of the type of catalyst used for this reaction, the critical barrier for the practical application is the price of H₂O₂ itself, which must be substantially reduced for the process to become competitive.³⁹⁵

3.2.4.4. Electrochemical oxidation of furfural to MAc. The electrochemical oxidation of aqueous furfural to MAc is very attractive because the oxidation of biomass-derived furfural is coupled with the H₂ evolution reaction at the cathode. In addition, renewable electricity (wind, photovoltaic, hydroelectric, *etc.*) can be used. Early investigations used a carbon-based electrode.^{406,407} Recent studies have been conducted using a PbO₂ anode⁴⁰⁸ and 0.1 wt% FUR in a 0.1 M H₂SO₄ solution (in basic medium, furfural is oxidised to furoic acid) and at 2.0 V *vs.* RHE. A maximum yield of 65% MAc was achieved. Interestingly, H₂ was also produced. It was proposed that the overall reaction in the cell was:



The faradaic efficiency was only 46% because H₂O is also oxidised at the electrode. The formation of humins or furanic resins was also proposed, which results in lower yields of MAc.⁴⁰⁸ Pt or MnO₂ anodes gave even worse MAc yields and faradaic efficiencies than the PbO₂ anode. It was proposed that FUR is initially oxidised to 2-furanol, which is in tautomeric keto–enol equilibrium with furan-2(3*H*)-one and furan-2(5*H*)-one, that is subsequently oxidised to MAc *via* HFONE.⁴⁰⁹ Furoic acid was also proposed to be involved as an intermediate between FUR and 2-furanol.⁴⁰⁸

Further investigations must be directed at improving the faradaic efficiency and the chemical selectivity at relatively higher furfural concentrations to make the process more attractive for practical applications. Techno-economic evaluation studies of this process, including the purification steps to separate the MAc from the solution, are needed to assess its economic viability.

3.2.5. Summary and prospects of MA/MAc synthesis. Among the different precursors of MAc that have been reviewed, furfural is the only commodity obtained commercially from biomass and available at an affordable price. Consequently, any intention of developing a process based on butanol, 5-HMF and LEVA is burdened by the barrier of their scarcity and high prices. These limitations can be removed in the future, and, although FUR can be considered a priority, research on butanol, 5-HMF and LEVA oxidation is also encouraged.

A possibility to decrease the cost in the liquid phase oxidation is processing low-grade furfural solutions directly obtained from the biomass instead of using high-grade furfural. High-grade furfural requires two energy-demanding distillation steps, and, consequently, using low-grade furfural allows for skipping or simplification of the distillation process. Low-grade furfural is particularly interesting if the oxidation is conducted with



relatively high-concentration furfural solutions (10–20 wt%) in the same solvent used for processing the lignocellulosic biomass. The challenge then is to find robust catalysts resistant to the impurities present in low-grade furfural solutions and to develop an affordable separation and purification process for MA/MAC. Precipitation is a good first, simple option; distillation or evaporation of the solvent seem prohibitive.

The same can be said about the oxidation of butanol, LEVA, or 5-HMF. Their market price discourages their use, but using low-grade, concentrated 5-HMF and LEVA solutions, directly obtained from biomass, could be an alternative route.

The use of low-grade furfural solutions is more problematic for gas-phase oxidation because evaporation is then needed. In addition, gas-phase processes have been revealed to be less productive than those in the liquid phase. However, gas-phase oxidation presents the advantage of easy downstream separation by deposition of MA (the melting point of MA is *ca.* 326 K), which may be critical in an economic evaluation of the global process.

3.3. Succinic acid

In the context of polymers, the importance of succinic acid (SAC) is related to the production of polybutylene succinate (PBS) and succinic-based polyurethanes.⁴¹⁰ In the case of PBS, a polyester formed by the condensation of succinic acid and 1,4-butanediol (BDO), the latter can also be produced from SAC.⁴¹¹ In addition, SAC also has other industrial applications (pharmaceutical, food and agrochemical industries and in the production of γ -butyrolactone and tetrahydrofuran⁴¹¹).

The market size of SAC in the last decade was approximately 40–50 kton of SAC per year.^{411,412} The production of SAC has been dominated by hydrogenation of petrochemical maleic anhydride. A renewable process based on the fermentation of sugars is becoming increasingly competitive. In 2011, the proportion of biomass-derived SAC was quite low (3%);⁴¹³ in 2016, the total capacity of the fermentation route was reported to be in the range of petrochemical production (55 kton per year⁴¹²). Annual growth rates of 25–30% were projected, and several companies announced the opening of new fermentation plants with a production capacity totalling 400 kton per year.⁴¹²

The price of SAC fermentation (\$2000–3000 per ton) is in the range of the petrochemical SAC.^{412–414} Its competitiveness is very sensitive to the price of oil. Fermentation presents several drawbacks, including the precise control of operation parameters for the handling of microorganisms, low productivity, problems associated with the separation of succinic acid from the broth and downstream purification that penalises its competitiveness, especially in a scenario where oil is less expensive than biomass.

Other routes of producing succinic acid from different biomass-derived platforms have been demonstrated. They are still at a very low readiness technological level (only studied at a laboratory scale), but they are attractive because they are based on chemo-catalysis and do not present the problems associated with the fermentation route. These routes are reviewed below. Three different renewable SAC precursors have been studied: furfural, 5-hydroxymethylfurfural and levulinic acid. Liquid phase oxidation with H₂O₂ (liquid phase) and with O₂ (liquid and gas phases) has been carried out. Finally, a recently proposed renewable modification of the petrochemical route is also summarised.

3.3.1. Oxidation of furfural, 5-HMF and levulinic acid to SAC with aqueous H₂O₂. This reaction with furfural is conducted using Brønsted acid catalysts. The main features of this reaction have already been described in the previous section devoted to maleic acid. As explained, this reaction starts with a Baeyer–Villiger oxidation of the aldehyde group of furfural with H₂O₂, eventually rendering either furan-2(3*H*)-one or furan-2(5*H*)-one (Fig. 14), which can be further oxidised to SAC or MAC, respectively; the former requires only one more molecule of H₂O₂, whereas MAC formation requires two more additional molecules.

Table 10 summarises the most active solid Brønsted acid catalysts studied in this reaction. Soluble catalysts are not easily separable from the reaction medium, so the table only deals with solid catalysts. A wide variety of catalysts (such as Amberlyst resins, Nafion, silica-supported Nafion, KIT-6 silica-supported V-Zr pyrophosphates and carbon or graphene oxide functionalised with sulphonic groups) have been studied.^{400,415–420} Tuning the reaction conditions can increase the yield of SAC. Relatively low H₂O₂/FUR ratios (between 3 and 6) facilitate SAC formation *via*

Table 10 Summary of the catalytic properties of the most relevant catalysts used for the oxidation of furfural to succinic acid in the liquid phase using H₂O₂ as the oxidant

#	Catalyst	Operating conditions					Catalytic results					Ref.
		Solv. ^a	S cc ^b (wt%)	C/S ^c (wt%)	H ₂ O ₂ /FUR ^d mol	T ^e (K)	t ^f (h)	X _S ^g (%)	Y _{SAC} ^h (%)	Produc. ⁱ (g g _{cat} ⁻¹ h ⁻¹)	Deact. ^j	
1	Amberlyst-15	H ₂ O	2.7	52.0	4	353	24	100	74	0.07	l (3 runs)	400, 415 and 416
2	Nafion NR50	H ₂ O	32.7	52.0	4	353	24	100	41	0.04	n.s.	400, 415 and 416
3	Nafion SAC13	H ₂ O	2.7	52.0	4	353	24	100	28	0.03	n.s.	400, 415 and 416
4	Smopex 101	H ₂ O	10.6	n.r.	4	353	24	100	65	n.r.	n.s.	417
5	C-SO ₃ H	H ₂ O	5.8	37.5	5	333	1	100	81	2.66	m (13 runs)	418
6	Graphene oxide-SO ₃ H	H ₂ O	2.5	10.4	6	343	6	100	88	1.73	l (6 runs)	419
7	V-Zr-P oxide on KTI-6 silica	CH ₃ CN	19.1	6.3	3	343	1	81	29	4.23	ne (4 runs)	420

^a Solvent. ^b Substrate concentration weight ratio in %. ^c Catalyst to substrate weight ratio in %. ^d H₂O₂/furfural molar ratio. ^e Temperature conditions in Kelvin. ^f Reaction time. ^g Substrate conversion. ^h Yield towards product. ⁱ Productivity. ^j Catalyst deactivation: strong (st), moderate (m), low (l) and negligible (ne); n.s. (not studied), n.r. (not reported).



furan-2(3*H*)-one, preventing the formation of MAc. Larger ratios (>6) accelerate the formation of MAc, and then lower SAc yields are obtained. Mild temperatures (between 333 and 353 K), a H₂O₂/FUR mol ratio between 3 and 6 and a reaction time between 1 and 24 h were used. Quite high productivity, between 1 and 3 g SAc g_{cat}⁻¹ h⁻¹, has been obtained with carbon and graphene oxide functionalised with sulphonic groups^{418,419} (Table 10, entries 5 and 6), largely because low loadings of catalysts and short reaction times were used. Deactivation of the catalyst is one problem that must be addressed. In the best-case scenario, the deactivation is slight but continuous, which threatens their use in practical applications. The graphene oxide-based catalyst (Table 10, entry 6) showed a very low deactivation rate (which, as explained in the previous Section 3.2, can also be compatible with the accumulated loss of the catalyst during reuse studies). Long-term experiments in fixed bed continuous flow reactors are needed to really evaluate the deactivation. Supported V-Zr pyrophosphate (Table 1, entry 7) was also very productive, but its SAc yield was quite low (worse atom efficiency); besides, acetonitrile was used as a solvent.

Regarding the economic viability, the techno-economic evaluation conducted for the oxidation of furfural to MAc with H₂O₂ concluded that the process was uneconomical because of the high price of H₂O₂.³⁹⁵ A specific techno-economic study for this reaction is required to rigorously compare the price of SAc obtained with H₂O₂ with that of petrochemically produced SAc. Less H₂O₂ is needed for succinic acid production than for MAc production, so the price may be competitive.

Other alternative substrates for SAc production at quite interesting productivities are 5-HMF or levulinic acid. Thus, from 5-HMF, a yield of 92% succinic anhydride was obtained using sulphonic ionic liquids as catalysts at 333 K and 14 h of reaction (with a productivity of less than 0.2 g SAc g_{cat}⁻¹ h⁻¹).⁴²¹ From levulinic acid, a maximum yield of succinic acid of 36% (at a conversion of 48%) was obtained using tungstic acid as a catalyst after 3 h at 363 K from a 15 wt% levulinic acid solution (equivalent to ca. 2.8 g SAc g_{cat}⁻¹ h⁻¹).²⁰² Finally, a 61% yield was achieved from a 5 wt% LEVA solution using H₂SO₄ as the catalyst after ca. 4 h at 363 K (0.4 g SAc g_{cat}⁻¹ h⁻¹).⁴²² When considering these alternative platforms, it must be noted that furfural is thus far the only substrate that is currently commercially available as a commodity. Consequently, until 5-HMF or levulinic acid are commercially available at a low price, furfural seems to be the best option for oxidation to SAc using H₂O₂ as the oxidant.

3.3.2. Oxidation of levulinic acid or 5-HMF to SAc with O₂ in the liquid phase. Liquid-phase oxidation of furfural with O₂ renders a very low yield of SAc; as described in the previous section, MAc is mainly obtained. In contrast, LEVA and 5-HMF can be oxidised with O₂ in the liquid phase, giving a relatively high yield of SAc. Investigations are, again, scarce, and a brief description of them follows.

Regarding LEVA, different homogeneous processes have been reported, such as using a mixture of Co(AcO)₄·4H₂O, Mn(AcO)₄·4H₂O and HBr in acetic acid solution (between 393–473 K and 30 bar O₂)⁴²³ or using nitric acid (3–11 M) along with the addition of small amounts of sodium nitrite as oxidants

and V₂O₅ as a catalyst (between 313–373 K).^{424,425} Their yields of SAc were quite modest, and these processes seem quite impracticable at a large scale due to either the use of harsh, unsustainable reactants (second case) or difficulties in reusing the catalysts (first case). Oxidative demethylation of levulinic acid with I₂ dissolved in *t*-BuOK and *t*-butanol–H₂O solutions yielded a much higher SAc yield (above 83%) in approximately 1 h than that reported above.⁴²⁴ This process was even studied using cellulose to provide levulinic acid with an overall yield of 72% based on the initial amount of cellulose. However, this homogeneous I₂-driven demethylation process used unsustainable and unaffordable reactants.

Interestingly, the use of solid catalysts based on RuCl₃ anchored on different amino-functionalised supports (SiO₂ or carbon) has also been investigated^{426,427} with quite interesting results. Remarkably, full conversion of LEVA to SAc (a yield of 100%, equivalent to a productivity of 0.29 g SAc g_{cat}⁻¹ h⁻¹) was obtained at 453 K and 10 bar O₂ after 4 h of reaction using RuCl₃ anchored on multiwalled carbon nanotubes functionalised with 2-aminophenol.⁴²⁶ The productivity was quite modest in comparison to those presented in previous paragraphs because the studies were conducted with a very low concentration of LEVA (ca. 0.6%) and a high wt% catalyst/LEVA ratio (close to 85%). However, this system also showed excellent reusability properties: after 3 runs, the SAc yield was still above 96% (by-products were 3-hydroxypropanoic, acetic and formic acids).⁴²⁶ These very promising results must be confirmed for long-term experiments using fixed-bed continuous flow reactors, with more concentrated LEVA solutions and with low catalytic loading.

The route through which the reaction proceeds is not disclosed, but the presence of basic sites provided by the amino groups seems to be instrumental. Within this context, it is worth mentioning that these systems based on RuCl₃ anchored on N-doped carbon also showed high yields of SAc but directly from the oxidation of glucose.^{426,428–430} Interestingly, a yield of SAc of 87% was obtained with a N-doped graphene support at 433 K and 16 bar O₂ and after 20 h. These results are also very encouraging because, although studies were conducted with very dilute glucose solutions (0.9 wt% of glucose), they represent the production of SAc in a one-pot, single-step reaction from glucose, and the intermediate transformation of glucose to LEVA is not required. Actually, the pathway of the reaction proposed for the conversion of glucose to SAc does not involve the formation of LEVA but rather the formation of tartaric acid as a primary intermediate.^{426,428–430}

Concerning the oxidation of 5-HMF with O₂, extensive research has been devoted to the oxidation of the side chains of 5-HMF to other chemicals, like diformylfuran, 5-hydroxymethyl-2-furan carboxylic acid, 5-formyl-2-furan carboxylic acid and furan dicarboxylic acid (see ref. 329, 431 and 432 and references therein), not to SAc. The investigation of the oxidation involving the furan ring of 5-HMF to yield SAc is, to the best of our knowledge, limited to the investigation conducted by Parvulescu *et al.* with a Fe₃O₄@SiO₂–CoO_x catalyst.³⁷⁴ In this work, a yield of 73% at a conversion of 5-HMF of 79% was obtained at 383 K and 10 bar O₂ and 8 h of reaction (Fe₃O₄ was incorporated to separate the catalyst



magnetically from the solution for the reuse studies). The co-addition of NaOH was needed for the oxidation to proceed to SAc; otherwise, MAc was the major oxidation product. Interestingly, according to the authors the catalyst was stable for 9 runs (but no data were presented). This interesting result requires more studies, especially to confirm the stability of the catalyst under long-term, continuous flow experiments and when employing a more concentrated 5-HMF solution (0.5 wt% 5-HMF was used in this study³⁷⁴). This information is essential for assessing the practical implementation of this process.

3.3.3. Gas-phase oxidation of levulinic acid with O₂. LEVA is thus far the only renewable platform investigated for gas-phase oxidation with O₂ to yield SAc. Other platforms, such as furfural, yield MA instead of SA (see previous Section 5.a). No investigation utilising 5-HMF has been found, to the best of our knowledge.

Surprisingly, as far as we know, the only study on this topic is the patent of A. P. Dunlop of the Quaker Oats Company filed in 1954 that utilised vanadium oxide supported on pumice as a catalyst, reporting a yield of 83% at 648 K. This 1954 patent is not very detailed, and, unfortunately, no information was disclosed about the specific LEVA and O₂ molar concentrations and the contact time used for achieving this yield.⁴³³ Consequently, despite the relevance, this is a very unexplored topic.

3.3.4. Catalytic transfer hydrogenation of maleic acid with formic acid. Very recently, another route for obtaining renewable SAc has been demonstrated. This is inspired by the petrochemical route that consists of the hydrogenation of maleic anhydride using high-pressure H₂. Since maleic acid can be obtained from renewable resources (see previous Section 3.2), the only condition left to address is the use of a renewable source of H₂. A very appealing solution is to use renewable formic acid that can provide H atoms (H donors) needed for the hydrogenation of the C–C double bond of MAC. Formic acid is a well-known hydrogen donor⁴³⁴ that can also be obtained from biomass.⁴³⁵ An additional advantage is avoiding the use of H₂ at a high pressure.⁴³⁶ Within this context, Pd/C has been shown as a very active and resistant catalyst⁴³⁷ that was able to process very concentrated MAc solutions (up to 15%) at full conversion and close to 98% of SAc yield for *ca.* 730 h without visible deactivation (at a WHSV = 12 h⁻¹, 323 K, 10 bar N₂ and using a FAc/MAC mol ratio = 1). This is equivalent to a productivity of 1.87 g SAc g_{cat}⁻¹ h⁻¹ and with a total production of 19 000 g SAc g_{pd}⁻¹. An LCA of this CTH process indicates that even when using oil-derived FAc, the CTH process is greener than the conventional hydrogenation process with H₂, and the benefits in some of the significant environmental parameters studied in this LCA are even larger if biomass-derived FAc is involved.⁴³⁷

3.3.5. Summary and prospects of SA/SAC synthesis. Similar comments to those discussed in the previous section for MA/MAC (Section 3.2) are of relevance here. In summary, research for developing more productive, selective and, very importantly, long-term, robust chemocatalytic processes should concentrate on low-grade furfural solutions. Techno-economic and LCA evaluations are urgently needed to compare the economic and environmental viability of the different gas and liquid phase

processes with the petrochemical process. These assessments are critical for concentrating research efforts on the processes with promising prospects and the critical aspects with the highest impacts on their feasibility.

3.4. Adipic acid

Adipic acid (AdA) is mainly used in the production of nylon-6,6, polyurethanes and adipic esters, but it is also employed in the food, pharmaceutical and cosmetic industries.^{438–440} The main global producers of adipic acid are Invista, Ascend, Honeywell, BASF, Radici, China Shenma and PetroChina. Its market price is in the range of \$1500–1700 per metric ton, and the worldwide production of AdA is approximately 2.6 million tons with a growing demand of 3–5% per year.^{438,441} High-purity fibre-grade AdA is used to produce nylon 6,6, while lower grade AdA is employed in the synthesis of polyurethanes.

Currently, its production is based on petrochemical routes. Benzene is reduced to cyclohexane, which is oxidised in air with a cobalt-based catalyst to obtain the so-called KA-oil (ketone-alcohol oil). This is a mixture of cyclohexanone and cyclohexanol, which is treated with nitric acid to produce AdA.⁴⁵⁶ This process is not sustainable due to the low conversion of cyclohexane, which requires a large amount of energy for recycling and limits the adipic acid yield. Furthermore, this process produces nitrous oxide emissions, a gas with notable greenhouse effects.

The need to find alternative sustainable routes to produce adipic acid has stimulated investigations in the last decade.^{438,457} In this review, the most promising routes starting from the following biomass chemical platforms will be outlined and updated: biobased KA-oil, γ -valerolactone, cyclopentanone, 5-hydroxymethyl furfural, succinic acid, glucaric acid, glucarates and muconic acid (Fig. 15). In many of these platforms, several steps are required, and some of them involve fermentation processes. A meticulous description of all of these processes would require a review for each process; thus, we concentrate on the most significant technical aspects of the chemical steps in the context of the whole process. Table 11 summarises the most relevant information of the last catalytic step of all discussed processes except that involving muconic acids, which is included in Table 12. More thorough and detailed information can be found in the cited references.

3.4.1. Adipic acid production from biobased KA-oil. Synthesising KA-oil from lignocellulose is an interesting approach for a renewable route. Different processes based on hydrolysis, thermal cracking and hydrogenation allow us to obtain different phenols from lignin. A recent development uses pure liquid ammonia to dissolve lignin, which substitutes aqueous base solutions previously used for this process.⁴⁵⁸ Unfortunately, this technology still needs to be optimised to obtain higher yields and to be used in industrial applications.

A way to transform lignin-derived phenol into cyclohexanone is by single-step hydrogenation using palladium-supported catalysts and a Lewis acid⁴⁵⁹ (Fig. 16).

The most studied green route for converting cyclohexanone and KA-oil to adipic acid is oxidation with hydrogen peroxide using polyoxometalate (POM)-based catalysts. Thus, adipic acid yields from cyclohexanone and KA-oil of 59% and 69%, respectively,



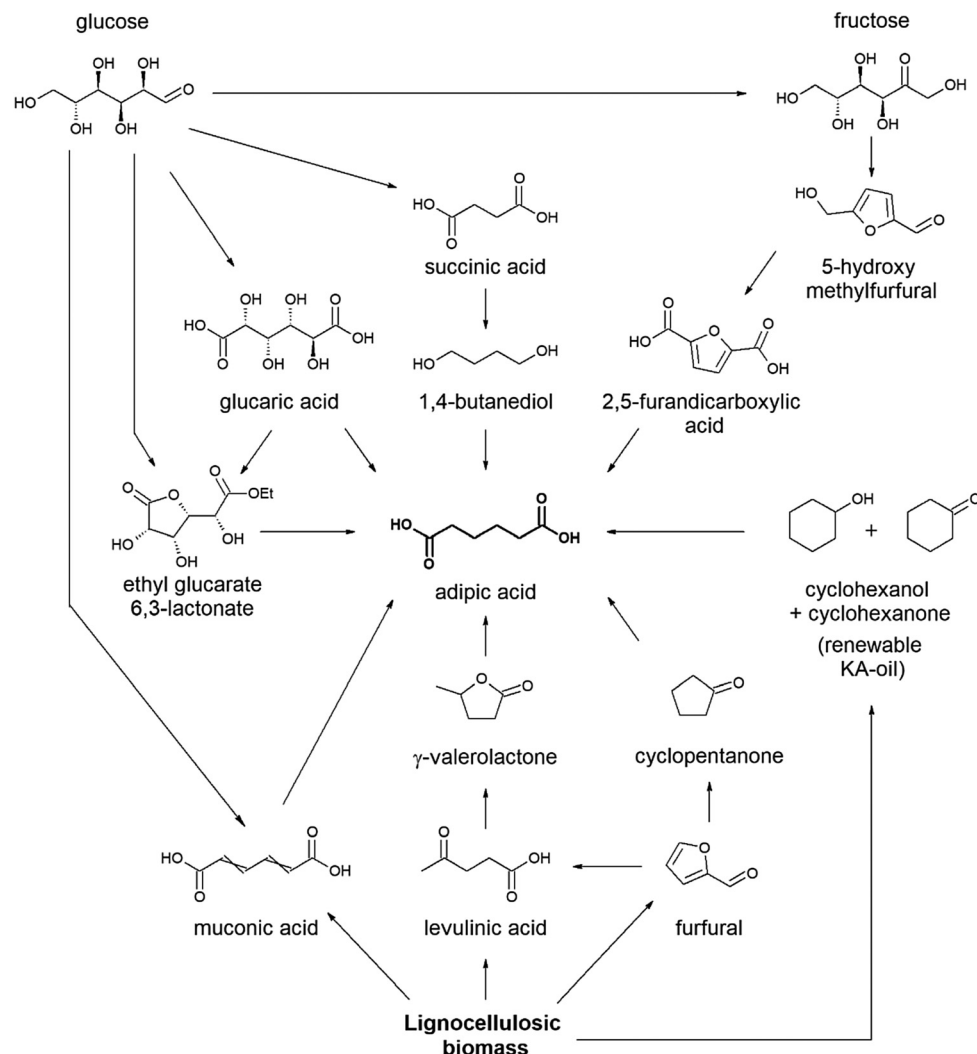


Fig. 15 Routes for the synthesis of adipic acid from biomass.

were obtained using a Dawson-type POM (α - $K_6P_2Mo_6W_{12}O_{62}$) catalyst at 363 K (entry 1, Table 11).⁴⁴² More recently, an Anderson POM ($[NH_4] \beta$ - $[H_3NC(CH_2O)_3]_2MnMo_6O_{18}$) catalyst was reported to obtain a 93% yield of adipic acid from KA-oil at room temperature (ca. 34 g of AdA $g_{cat}^{-1} h^{-1}$, entry 2, Table 11).⁴⁴³ These developments avoid the use of nitric acid, which makes them environmentally friendly approaches. However, even though hydrogen peroxide is a green oxidant (water is formed during its reduction), it is also expensive. Consequently, given the difficult transformation of lignin into phenol and the price of H_2O_2 , this route may not be able to compete with the existing petrochemical route of adipic acid production. Currently, lignin conversion should be optimised, and other green oxidants should probably be studied if an economic analysis of the use of H_2O_2 proves unfavourable.

3.4.2. Adipic acid production from γ -valerolactone. The synthesis of γ -valerolactone (GVL) proceeds *via* hydrogenation of levulinic acid,⁴⁶⁰ which can be synthesised by acid-catalysed hydrolysis of biomass-derived feedstocks.⁴⁶¹

The conversion of GVL to adipic acid involves the hydrolysis of GVL with acid catalysts, giving a mixture of pentenoic acids,

followed by its hydrocarbonylation to adipic acid (more details are given below). The ring-opening of GVL can also be achieved at high temperatures, and if it is performed in the presence of methanol and in the gas phase, it can lead to a mixture of isomeric methyl pentenoates instead of pentenoic acids.⁴⁴⁵ These pentenoates can be transformed into adipic acid using a palladium diphosphine catalyst in homogeneous media *via* tandem isomerisation-hydroxycarbonylation, obtaining a 64% yield (entry 4, Table 11).⁴⁴⁵

A patent also reported the conversion of GVL to adipic acid in a homogeneous mixture of water and acetic acid, using HBr as the promoter and $RhCl_3$ as the catalyst, giving a 40% yield (entry 3, Table 11).⁴⁴⁴

A techno-economic analysis of the production of AdA from lignocellulose (*via* GVL) was conducted by Han.⁴³⁹ The analysis was based on results previously reported in the scientific literature and concluded that such a process can economically compete with the current petro-based process. This proposal combines the catalytic conversion of cellulose and hemicellulose to GVL⁴⁶² and its subsequent conversion to adipic



Table 11 Catalytic properties of different catalysts used in the production of adipic acid from different substrates

#	Catalyst	Operating conditions						Catalytic properties				
		Solv. ^a	S cc ^b (wt%)	C/S ^c (wt%)	P ^d (bar)	T ^e (K)	t ^f (h)	X _S ^g (%)	Y _{AdA} ^h (%)	Product. ⁱ (g g _{cat} ⁻¹ h ⁻¹)	Deac. ^j	Ref.
KA-oil												
1	K ₆ P ₂ Mo ₆ W ₁₂ O ₆₂	H ₂ O ₂ 30%	n.r.	8.3	n.r.	363	20	n.r.	69	0.61	n.s.	442
2	[NH ₄] ^β -{[H ₃ NC(CH ₂ O) ₃] ₂ MnMo ₆ O ₁₈ }	H ₂ O ₂ 30%, 2% DMSO	87.0	0.2	n.r.	293	20	n.r.	93	34.27	l	443
γ-Valerolactone												
3	RhCl ₃ ·3H ₂ O	H ₂ O-HBr-AcOH	93.0	5.3	28 CO	493	4	64	40	2.75	n.s.	444
4	Pd(OAc) ₂ , DTBPX, MSA	Diglyme-H ₂ O	21.0	2.0	60 CO	378	2	65	63	11.49	n.s.	445
5	Pd(OAc) ₂ , DTBPX, MSA	Diglyme-H ₂ O	15.0	2.8	60 CO	378	5	n.r.	48	5.00	n.s.	446
Cyclopentanone												
6	PdCl ₂	MeOH-CuCl ₂	3.3	25.0	2 CO	293	96	85	73	0.05	n.s.	447
7	MgO	DMC	14.0	14.0	n.r.	533	5	86	44	1.09	l ^k	448
8	MgO	DMC	2.2	42.0	5 N ₂	533	3	77	47	0.65	n.s.	449
9	CeO ₂ -nanorod	DMC	2.2	42.0	5 N ₂	533	5	97	84	0.69	n.s.	449
Tetrahydrofuran-2,5-dicarboxylic acid												
10	5% Pd(NO ₃) ₂ /silica	AcOH -HI	3.0	100.0	49 H ₂	433	3	n.r.	99	0.30	n.s.	450
2,5-Furandicarboxylic acid												
11	Pt-MoO _x /TiO ₂	H ₂ O	4.0	6.0	15 H ₂	473	4	99	21	0.82	st	451
12	Pt/Nb ₂ O ₅ ·xH ₂ O	H ₂ O	0.3	128.0	30 H ₂	473	8	99	38	0.03	ne	452
Glucaric acid												
13	1.65% Rh/4.7% Pt/silica Davisil 635	AcOH-HBr	5.0	65.0	49 H ₂	433	3	n.r.	89	0.32	n.s.	453
14	0.4% Rh/0.61% Pt/ZrO ₂	AcOH-HBr	19.0	10.0	62 H ₂	433	1.5	n.r.	98	4.54	n.s.	454
Ethyl glucarate-6,6-lactone												
15	1% KReO ₄ -0.75% Pd/C	MeOH-H ₃ PO ₄	28.0	12.0	5 H ₂	423	18	n.r.	88	0.27	n.s.	455

^a Solvent. ^b Substrate concentration weight ratio in %. ^c Catalyst to substrate weight ratio in %. ^d Reactant gas pressure in bar. ^e Temperature conditions in Kelvin. ^f Reaction time. ^g Substrate conversion. ^h Yield towards product. ⁱ Productivity. ^j Catalyst deactivation: strong (st), moderate (m), low (l) and negligible (ne); n.s. (not studied), n.r. (not reported). ^k Used catalyst obtained by calcination at 773 K for 5 h, under a nitrogen atmosphere.

Table 12 Catalytic properties of different catalysts used in the production of adipic acid from muconic acids and derivatives

#	Catalyst	Operating conditions						Catalytic properties				
		Solv. ^a	S cc ^b (wt%)	C/S ^c (wt%)	PH ₂ ^d (bar)	T ^e (K)	t ^f (h)	X _S ^g (%)	Y _{AdA} ^h (%)	Product. ⁱ (g g _{cat} ⁻¹ h ⁻¹)	Deac. ^j	Ref.
<i>c,c</i> -MA												
1	1% Rh/AC	EtOH	n.r.	n.r.	24	297	n.r.	n.r.	49	n.r.	ne	477
2	1% Pd/C	EtOH	1.0	7.5	24	297	n.r.	97	94	n.r.	n.s.	476
3 ^k	5% Pd/C	H ₂ O	0.2	7.0	1	343	1.5	n.r.	95	9.30	ne	478 and 479
4	Ni/Al ₂ O ₃	H ₂ O	1.0	60.0	10	333	5	100	98	0.34	ne	480
<i>t,t</i> -MA												
5	5% Pd/C	H ₂ O	0.2	8.0	1	343	1	n.r.	100	12.85	ne	478 and 479
6	5% Pt/C	H ₂ O	1.0	10.0	7	297	8	n.r.	92	1.18	n.s.	474
7	Ru ₁₀ Pt ₂ /SiO ₂	EtOH	6.0	1.0	30	353	5	n.r.	96	19.74	n.s.	481
8	Re/TiO ₂	MeOH	18–25	n.r.	69	483	5	100	88	n.r.	n.s.	482

^a Solvent. ^b Substrate concentration weight ratio in %. ^c Catalyst to substrate weight ratio in %. ^d Reactant gas pressure in bar. ^e Temperature conditions in Kelvin. ^f Reaction time. ^g Substrate conversion. ^h Yield towards product. ⁱ Productivity. ^j Catalyst deactivation: strong (st), moderate (m), low (l) and negligible (ne); n.s. (not studied), n.r. (not reported). ^k *c,c*-NaM as substrates instead of *c,c*-MA.

acid⁴⁴⁶ (Fig. 17). First, it is proposed that cellulose and hemicellulose are transformed into levulinic acid and furfural using sulfuric acid as the catalyst; furfural is converted to furfuryl alcohol that is next transformed into levulinic acid; then, levulinic acid is converted to GVL with high yields using RuSn/C as the catalyst.⁴⁶² The biomass residues (lignin and humins) are separated and conveniently used for heat and

power generation. GVL is then converted to pentenoic acid isomers with SiO₂/Al₂O₃, and, afterward, the production of adipic acid takes place with a palladium acetate catalyst.⁴⁴⁶ The overall molar yield of adipic acid was 25.9%. An economic analysis of the process was performed, and it proved that the minimum selling price of biobased AdA would be \$633–1316 per metric ton. The market price of petro-based adipic



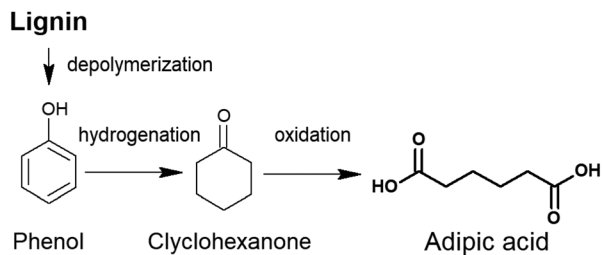


Fig. 16 Lignin conversion to adipic acid.

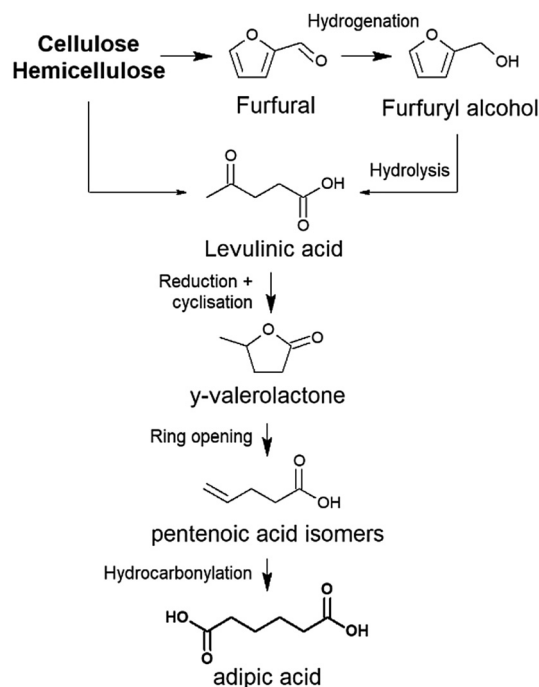


Fig. 17 Catalytic route for the production of adipic acid from hemicellulosic and cellulosic sugars via GVL proposed by Han *et al.*⁴³⁹

acid is \$1500–1700,⁴³⁸ which means that, according to Han,⁴³⁹ this renewable process is economically competitive with petro-based adipic acid. Nonetheless, in addition to a practical evaluation of economic viability with real data from a demonstration plant, a complete life cycle analysis of the environmental impacts of the whole process is still needed before this can be considered a green and renewable process for industrialisation.

3.4.3. Adipic acid production from cyclopentanone. Cyclopentanone is synthesised *via* hydrogenation of furfural,⁴⁶³ which is derived from biomass.⁴¹⁵ Dimethyl adipate (DAP) is the stable configuration of adipic acid and can be obtained

from cyclopentanone (CP). The conversion of CP to DAP was first reported by Hamed *et al.* in a homogeneous mixture using a methanol and CO atmosphere and a PdCl₂ catalyst (entry 6, Table 11).⁴⁴⁷ More recent studies have used dimethyl carbonate (DMC) to carry out this reaction. DMC can be obtained from CO₂ and methanol. It presents low toxicity and several chemical advantages, such as avoiding the use of CO, which makes it a greener process than the previous method.

A basic catalyst is needed so CP can react with DMC to yield DAP as shown in Fig. 18. The main challenges of this conversion are the decomposition of the product in the reaction media and the selectivity to DAP due to several other side reactions that can take place, such as methylations and aldol condensation of CP.⁴⁴⁸

In practice, the conversion of CP to DAP with DMC has been performed at 533 K using MgO^{448,449} (44–47% yield, entry 7 and 8, Table 11) as a catalyst and a CeO₂ nanorod. The last one gave a 84% DAP yield (entry 9, Table 11).⁴⁴⁹ However, this last approach used a 42% wt cat/CP ratio and a diluted mixture (2.2% wt CP/DMC), which are not ideal conditions because separation and purification from diluted solutions are energy demanding processes.

This reaction is attractive because it combines CO₂ and biomass, making it a renewable and green process. However, as mentioned before, this conversion presents several challenges that have not been thoroughly studied yet.

3.4.4. Adipic acid production from 5-hydroxymethyl furfural (5-HMF). HMF is a chemical platform that can be obtained by acid-catalysed dehydration of sugars.⁴¹⁵ There are two routes to transform HMF into adipic acid: *via* tetrahydro-2,5-furandimethanol (THFDM) or *via* 2,5-furandicarboxylic acid (FDCA) (Fig. 19).

A multi-step process has been reported showing a route for the conversion of lignocellulose to adipic acid *via* THFDM: (1) acid-catalysed hydrolysis/isomerisation/dehydration of lignocellulose to HMF in the presence of H₂SO₄; (2) hydrogenation of HMF to THFDM by a RANEY[®] nickel catalyst; (3) hydrogenolysis with copper chromite to 1,6-hexanediol; and (4) synthesis of adipic acid using biocatalysis (microorganisms). Each of these processes takes place in a batch reactor.⁴⁶⁴ The optimisation of these individual reactions has also been studied. The conversion of HMF to THFDM has been investigated using supported Ru, Ni, Pt, Pd and their combinations.^{465,466} The subsequent reaction to 1,6-hexanediol is described to be catalysed by a bifunctional system composed of Rh-Re/SiO₂ and a solid acid (Nafion SAC-13, commercially available).⁴⁶⁷ The final step, synthesis of adipic acid from 1,6-hexanediol, requires the use of microorganisms (fermentation), as mentioned before.

A second route has been reported *via* FDCA. FDCA can be synthesised directly from fructose⁴⁶⁸ or *via* HMF (see Section 3.1). Rennovia Inc. patented the hydrogenation of FDCA

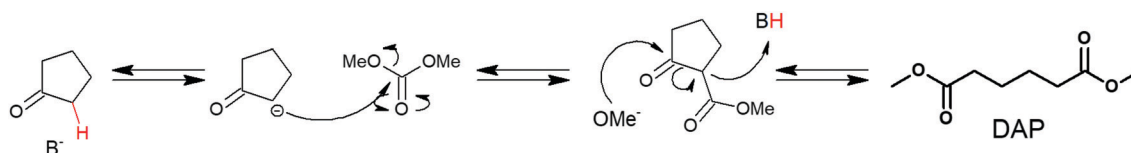


Fig. 18 Mechanism of the synthesis of dimethyl adipate from cyclopentanone in the presence of a basic catalyst.



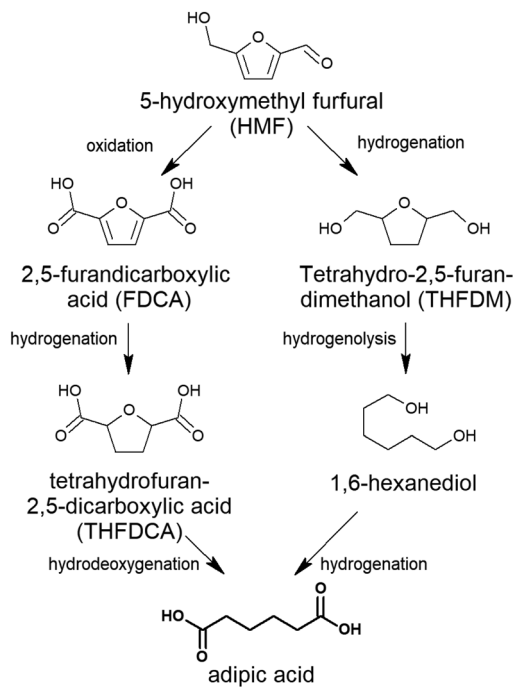


Fig. 19 Routes for adipic acid synthesis from 5-HMF.

to tetrahydrofuran-2,5-dicarboxylic acid (THFDCA) using Pd/SiO₂ as a catalyst, giving an 88% yield. Subsequently, THFDCA is transformed into adipic acid in the presence of HBr or HI in acetic acid, with Pd/SiO₂ or Rh/SiO₂ (99% yield, entry 10, Table 11).⁴⁵⁰ More recently, THFDCA was converted into adipic acid in the absence of metal catalysts. This system uses H₂ and HI in an organic acid solvent. HI combines the activation of hydrogen and Brønsted acidity, working as a bifunctional catalyst and giving an 89% yield.⁴⁶⁹ This route involves several steps that require more separation and purification processes, which leads to a loss in the overall yield. A way to reduce the number of steps would be the direct transformation of FDCA into adipic acid, which has been reported using Pt–MoO_x/TiO₂⁴⁵¹ and Pt/Nb₂O₅·xH₂O⁴⁵² as catalysts at 473 K; however, the adipic acid yields are still low (21% and 38%, respectively, entries 11 and 12, Table 11). Finally, it must also be mentioned that, as stated before, fructose can be transformed into HMF or directly into FDCA; however, fructose is not an abundant source, so the transformation of other sugars still needs to be optimised.

3.4.5. Adipic acid production from succinic acid. There are two ways to synthesise succinic acid: the petrochemical route, which consists of the hydrogenation of maleic anhydride, and the renewable route by sugar fermentation. Succinic acid can also be obtained from furfural, but that route has not yet been industrially applied (see Section 3.3).

Succinic acid can be directly transformed into adipic acid using a mutated enzyme (NRPS-PKS, non-ribosomal peptide synthetase-polyketide synthase).⁴⁷⁰ However, it can also be transformed into 1,4-butanediol (BDO) and later into adipic acid *via* chemo-catalysis. The only practical route to synthesise

renewable BDO is from renewable succinic acid by the use of bimetallic catalysts. Thus, a yield of 89% BDO can be obtained *via* hydrogenation of succinic acid using 1% Pd–4% Re/TiO₂ as a catalyst.⁴⁷¹ Next, BDO undergoes homogeneous catalytic carboxylation using a Rh(PPh₃)COCl catalyst, resulting in a 74% yield of adipic acid. This is called the Monsanto process⁴³⁸ and was patented in 1977, but it is not commercially used.

Finally, it is worth noting that the current price of succinic acid is higher than that of adipic acid, which impacts the economic viability of the succinic acid route of AdA production.

3.4.6. Adipic acid production from glucaric acid. Glucose can be converted to glucaric acid,⁴⁵⁷ which by a hydrodeoxygenation reaction, leads to the synthesis of adipic acid. In 2011, a patent described the combination of these processes. The first step was the aerobic oxidation of glucose to glucaric acid with Pt/SiO₂ as the catalyst. In the next step, the hydrodeoxygenation of glucaric acid to adipic acid took place with a 1.65% Rh(NO₃)₃–4.7% Pt(NO₃)₂/Silica Davisil 635 catalyst, in the presence of HBr and acetic acid, giving an adipic acid yield of 89% (entry 13, Table 11). Glucaric acid formed a brominated intermediate with HBr, which was exposed to the catalyst, leading to the desired product.⁴⁵³ Another patent was published afterward, showing different combinations of these metals in other supports, such as ZrO₂, which yields up to 98% (entry 14, Table 11).⁴⁵⁴

Rennovia Inc. worked on this transformation with a process run at 50% single-pass conversion to glucaric acid to achieve higher yields. This was followed by separation and reaction recycling of intermediates. The long-term catalyst stability of both processes was proven. In fact, Rennovia Inc. had a miniplant with Johnson Matthey Davy Technologies where the adipic acid process was being operated, including incorporation of all major recycle streams. Economic analysis showed that the production costs were expected to be 20–25% below those of conventional petro-based adipic acid production. Furthermore, a life cycle analysis revealed a lower carbon footprint and an 80% reduction in greenhouse gas emissions.⁴⁷² However, Rennovia Inc. ceased operations in 2018 due to insufficient financing and could not progress from pilot-scale to commercial production.

3.4.7. Adipic acid production from ethyl glucarate 6,3-lactone. Adipic acid can be synthesised from the ethyl ester of D-glucarate-6,3-lactone, which can be derived from calcium glucarate, using the Hoagland mechanism.⁴⁷³ The conversion of ethyl glucarate 6,3-lactone to dimethyl adipate has been reported *via* deoxydehydration in a one-pot reduction using a KReO₄–Pd/C catalyst in the presence of H₃PO₄ and methanol, with H₂ as the reductant.⁴⁵⁵ The study revealed that the use of activated carbon favoured the synthesis of dimethyl adipate from saturated lactones. They also proposed that the ring opening of lactones is facilitated by Brønsted acid cocatalysts. Under these conditions, dimethyl adipate was obtained with an 88% yield (entry 15, Table 11).

The disadvantage of this process is the transformation of calcium glucarate into ethyl glucarate 6,3-lactone when glucaric acid can be directly transformed into adipic acid, as mentioned before. Furthermore, this is the sole example found utilising this technology, and there is still much investigation to be done to implement this process industrially.



3.4.8. Adipic acid production from muconic acids. Adipic acid can also be obtained from the hydrogenation of both *cis,cis*-muconic acid (*c,c*-MA) and *trans,trans*-muconic acid (*t,t*-MA). After fermentation of glucose or lignin, *cis,cis*-sodium muconate (*c,c*-NaM) is obtained, and, depending on the purification method, *c,c*-MA or *t,t*-MA is the main product. *t,t*-MA is also a product of the deoxydehydration of mucic acid, which comes from the fermentation of D-galacturonic acid. This latest route is relatively under-studied for the synthesis of adipic acid, but promising yields have been achieved (more details are given below).⁴⁷⁴ Supported metal catalysts, such as Pt, Pd, Rh, Pu, Ni and Re, are used for the transformation of muconic acids into adipic acid, giving high yields and productivity. Table 12 summarises the latest articles reported on the catalytic hydrogenation of muconic acids into adipic acid.

cis,cis-Muconic acid synthesis was reported *via* fermentation of glucose with strains of *E. coli*⁴⁷⁵ and, more recently, from lignin using an engineered bacteria (*P. putida* KT2440).⁴⁷⁶ The highest yield of AdA from biobased *c,c*-MA was obtained by a 1% Pd/C catalysed hydrogenation in ethanol (97% yield, entry 2, Table 12) (Fig. 20). Even though this catalyst gives high yields, it is deactivated by significant leaching, and it has not been tested for long-term stability. 1% Rh/AC can also catalyse this reaction, although the yield is notably lower (49%). Nonetheless, this catalyst was tested in a continuous trickle bed reactor and, interestingly, showed a stable performance after 24 h.^{476,477} Unfortunately, its productivity could not be estimated because relevant information for the calculation was not disclosed (entry 1, Table 12).

The production of adipic acid from *c,c*-NaM and *t,t*-MA has also been compared. The hydrogenation of sodium muconate leads to sodium adipate, which, with further purification, leads to adipic acid. The aim of the study was to optimise the reaction conditions and to discover whether the purification step was necessary at the beginning or at the end of this transformation. The results revealed that the hydrogenation of *t,t*-MA is faster than the reduction of *c,c*-NaM (entries 3 and 5, Table 12) and that temperature is the main parameter that affects the reaction, with 343 K being the optimal condition.⁴⁷⁸ Very high AdA productivity was obtained with a 5% Pd/C catalyst (*ca.* 9 g of AdA $\text{g}_{\text{cat}}^{-1} \text{h}^{-1}$, *ca.* 13 g of AdA $\text{g}_{\text{cat}}^{-1} \text{h}^{-1}$, entries 3 and 5 Table 12), but long-term deactivation studies using more concentrated solutions are needed to assess the suitability of this catalyst for the reaction.

A different approach is the transformation of agroresidues to mucic acid, which is subsequently hydrogenated to *t,t*-MA and then to adipic acid, as mentioned before (Fig. 20). This route presents an overall yield of 8.4% AdA combining biological and chemical catalysis.⁴⁷⁴ For this transformation, sugar beet residue goes through a fermentation step for the synthesis of mucic acid; this step is not very productive and penalises the overall yield. Mucic acid is then deoxyhydrogenated to *t,t*-MA in 3-pentanol using NH_4ReO_4 as a catalyst. This acid is subsequently hydrogenated with Pt/C at room temperature for 8 h, reaching a 92% yield of adipic acid with a net productivity of *ca.* 1 g AdA $\text{g}_{\text{cat}}^{-1} \text{h}^{-1}$ (entry 6, Table 12).

The largest productivities in *t,t*-MA hydrogenation were obtained with Pt/C (entry 5, Table 12) and $\text{Ru}_{10}\text{Pt}_2/\text{SiO}_2$ (entry 7, Table 12)

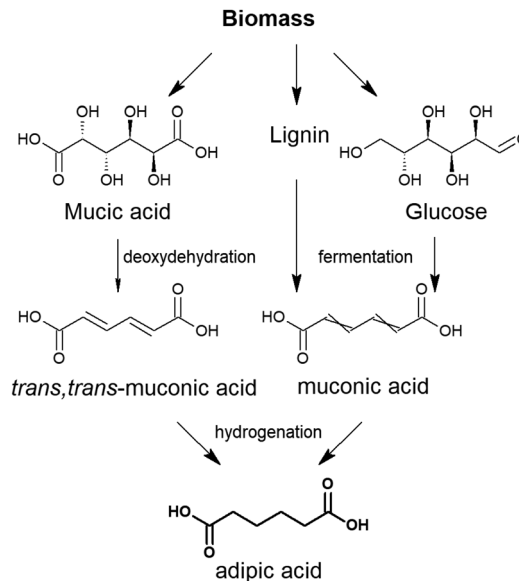


Fig. 20 Routes to obtain renewable adipic acid from muconic acids.

catalysts. Interestingly, in the former case, the stability of the catalyst was studied and found to be negligible.

It should be mentioned that muconic acid has been the most studied route of AdA production. Interestingly, it only requires two or three steps for the overall process of conversion from biomass. In general, the conversion of muconic acid to adipic acid gives high yields, yet deactivation studies have not been conducted for all of the catalysts (Table 12). Furthermore, this route requires previous fermentation steps and, as any other production process involving fermentation, presents the challenge of the separation of biologically produced acids and their further purification, which could account for more than 50% production costs. Nonetheless, it is interesting to outline that a high overall yield can be obtained by combining biological conversion and chemical catalysis for the transformation of lignin into adipic acid. A life cycle assessment of adipic acid production from lignin predicted and improved the environmental impact compared to that of the conventional petrochemical route; even so, some steps of this process are being optimised to further reduce the environmental impacts.⁴⁸³ Before any comparison of the economics of this process with those of petrochemical AdA production is conducted, the long-term stability of the other catalysts has to either be assessed or improved.

3.4.9. Summary and prospects of adipic acid synthesis. In summary, all of the processes mentioned in this section represent renewable alternatives to the petrochemical route for the production of adipic acid. Further investigation is needed so that any of them can become economically competitive against the well-established and cost-effective petrochemical production of adipic acid. The cyclopentanone route presents the attractiveness of the use of CO_2 and biomass; however, this route is still too far behind to be considered an option. The process *via* glucaric acid is a step ahead of the others given that a (mini-)pilot plant was already built to prove the economic and environmental benefits of this production route. Techno-economic evaluations have



demonstrated the viability of γ -valerolactone technology; however, neither continuous practical operation of the multiple steps required for the whole process nor life cycle analysis for the environmental impact have never been conducted.

A common challenge for the processes mentioned above is that most of them involve several steps, and each requires separation and purification stages, which affect the overall yield and economic viability. To mitigate these problems, an investigation into the integration of all or some steps (in only one, if possible) is required. However, not all transformations may allow for this simplification due to the differences in reaction conditions and in problems associated with the presence of by-products that may poison the catalyst and prevent the next reaction from proceeding. Within this context, there is also a lack of investigations in continuous mode operations using fixed bed reactors. This configuration allows for the use of different catalytic beds with different reaction conditions (temperature, pressure, contact time, *etc.*) that may favour the simplification and intensification of the overall process.

Catalyst stability is an important factor for technical and economic viability. Many studies of the catalytic steps mentioned above have overlooked the investigation of stability.

Another aspect that requires improvements in many of the processes described above is the concentration of the solutions: an excessively diluted product involves larger equipment and increased difficulty in product recovery, which results in higher processing costs.⁴⁸⁴ Most of the processes mentioned above use quite dilute feeds (less than 10 wt%), and further investigations are required using more concentrated samples.

3.5. Terephthalic acid

Terephthalic acid (TPA) is predominantly used in the production of polyester fibres, films, and polyethylene terephthalate (PET), the latter used in bottles and food product containers, and a number of consumer goods (water, beverages, detergents, *etc.*). The worldwide production of purified TPA was estimated at 50 million tons per year, with an annual increase of 6%.⁴⁴¹

The conventional production process is based on oxidation of *p*-xylene (pX) which is oxidised to TPA by application of the Amoco process (catalytic aerobic partial oxidation of pX with air).^{298,485} Advantageously, inexpensive pX is derived from crude oil and a high TPA yield of 93% is achieved. However, this process presents separation/purification and environmental problems. The leading manufacturers are Yisheng, Heng Li, BP, Reliance, and Xianglu, among others. The price of purified TPA was reported to be 850 US\$ per ton.⁴⁸⁶ Ethylene glycol monomer is made *via* the dehydration of commercial bioethanol; consequently, the synthesis of biobased TPA is a required step for producing 100% biobased PET.

The catalytic processes proposed for producing biobased purified TPA are (i) those aiming at obtaining renewable pX as an intermediate, which is oxidised into TPA using the existing infrastructure for TPA production from fossil origins (Amoco process), and (ii) those through intermediates other than pX not using the facilities of the conventional method. Fig. 21 summarises all these processes. A description of each of the catalytic routes will be made next.

3.5.1. TPA synthesis *via* renewable pX as an intermediate. Among the nine routes identified in Fig. 21, six follow this approach.

The Virent process. This technology deals with the transformation of soluble C6/C5 carbohydrates, obtained by hydrolysis of ligno-cellulose, into a BTX stream rich in pX (pathway 1, in Fig. 21). This approach consists of two essential catalytic stages. First, the hydrodeoxygenation of carbohydrates gives oxygenated intermediates, such as alcohols, aldehydes, and ketones, that are produced with supported metal catalysts between 473–553 K and at an H₂ pressure of up to 90 bar. The second step is the catalytic condensation of these oxygenated intermediates to produce streams with 64 vol% aromatic products (benzene, toluene, xylenes, and ethylbenzene, among others) by using acid catalysts, such as ZSM-5-supported Cu, Ni, Ga or Zn at 398–723 K and up to 50 bar.^{487,488} This technology was developed by Virent Inc. and commercialised as BioForming[®].

The Gevo process. The Gevo company process consists of three steps (route 2, Fig. 21). Isobutanol, obtained mainly by fermentation of sugars, is dehydrated to isobutylene in the presence of an acid catalyst with yields higher than 95%. Isobutylene is oligomerised (ZSM-5, 433 K) to give a mixture of oligomers containing 69% iso-octenes (mainly 2,4,4-trimethyl-1-pentene, also known as diisobutylene). The iso-octene fraction is purified by distillation and subjected to a dehydrocyclisation reaction catalysed by a chromium-doped alumina catalyst to give 75% selectivity and an overall *p*-xylene yield of 18.7 wt% from isobutanol.⁴⁸⁹

The MTA (methanol-to-aromatics) process. The bio-methanol conversion to gasoline, and, more specifically, to aromatics, has been known for years and has been patented by Mobil.^{490–492} Although the focus has been on the production of gasoline, several studies have also been reported in which catalyst modification aims to obtain high aromatic yields (Fig. 21, pathway 3). Thus doping H-ZSM-5 with Zn, P and SiO₂ can simultaneously give a high methanol conversion (>95%) and high yield of aromatics (61.7%) at 748 K.⁴⁹³ The catalyst exhibited good stability in continuous reaction/regeneration cycles. Biomass-derived methanol can be obtained by different routes,⁴⁹⁴ among which the oxidation of methane derived from fermentation of biogas and hydrogenation of CO₂ and CO is highlighted. The key question is whether sufficient and inexpensive biomethanol is currently feasible.

Processes based on the Diels–Alder (DA) reaction. This approach is based on aromatisation through the DA reaction of biobased dienes and dienophiles (route 4 in Fig. 21). Two σ bonds are generated between the diene molecule and the dienophile, forming a cycloadduct that is subsequently dehydrated to afford the aromatic compound (see Fig. 22). DA reactions can occur spontaneously depending on the nature of the diene and dienophile used and operation conditions. However, to accelerate the reaction at moderate conditions, the presence of an acid catalyst is required. An exhaustive review on this topic has



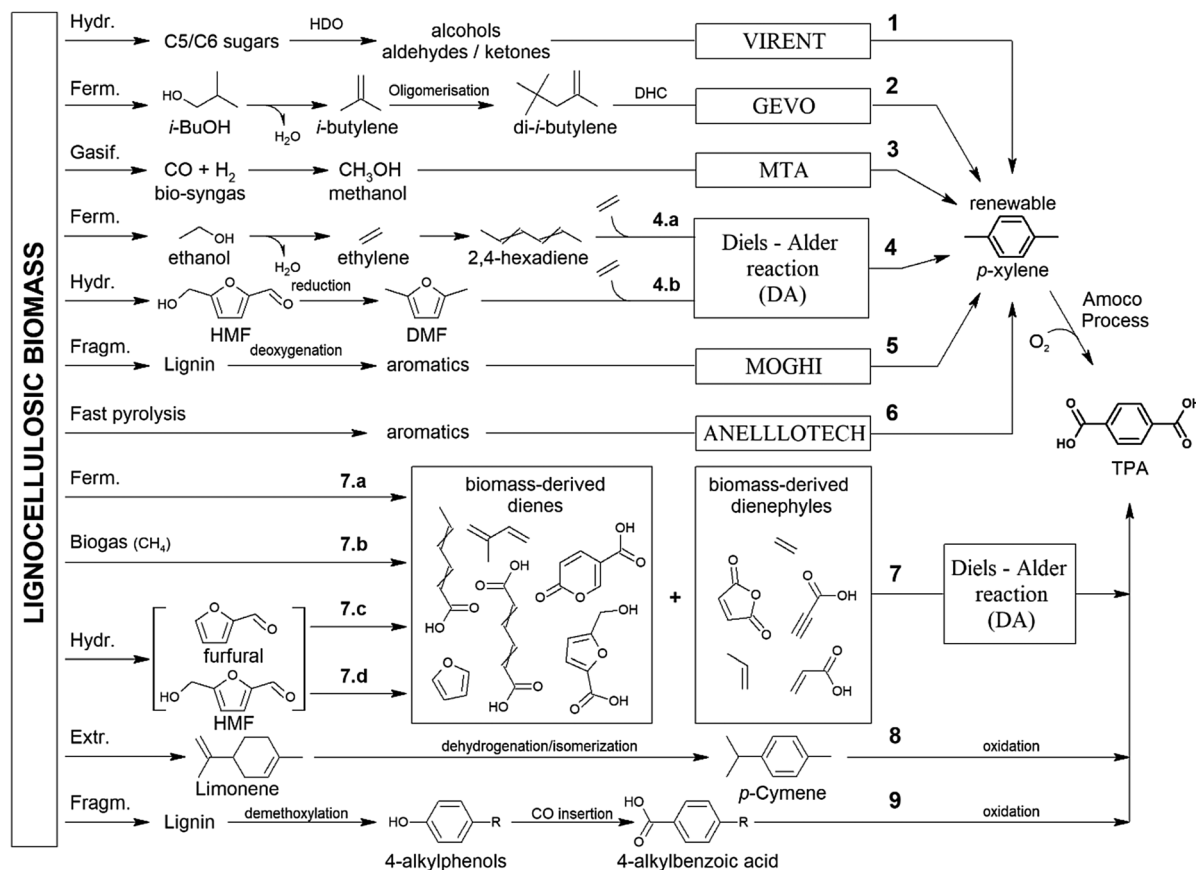


Fig. 21 Summary scheme of the biobased TPA synthesis routes. Acronyms: hydrolysis (Hydr.), hydrodeoxygenation (HDO), fermentation (Ferm.), dehydrocyclisation (DHC), gasification (Gasif.), fragmentation (Fragm.) and extraction (Extr.).

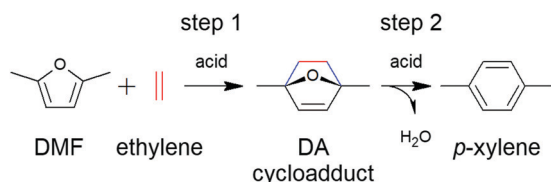


Fig. 22 Mechanism of the Diels–Alder cycloaddition for DMF and ethylene.

recently been reported;^{495,496} we will briefly mention the key aspects.

In general, 2,5-dimethylfuran (DMF) is mainly selected as the starting diene. DMF can be obtained from lignocellulose *via* hydrolysis of cellulose to sugars that are subsequently dehydrated to HMF, and further hydrogenolysed to DMF.^{497,498} Bioethylene derived from the dehydration of bioethanol is generally preferred as a dienophile. Other dienophiles, such as acrolein⁴⁹⁹ and acrylic acid,^{500,501} have also been used.

A particular case using ethylene as the unique starting olefin molecule has been developed by researchers from the University of North Carolina (UNC)^{502,503} (route 4.a in Fig. 21). In practice, bioethylene, obtained by dehydration of bioethanol, is trimerised to obtain 1-hexene, that is disproportionated *via* dehydrogenation to 2,4-hexadiene and hexane. The DA reaction of 2,4-hexadiene with

ethylene gives 3,6-dimethylcyclohexene, which undergoes dehydrogenation to produce pX and hydrogen, reaching 93% yield using Pt/Al₂O₃ as a catalyst at 673 K.

Table 13 summarises the main catalytic system results using the most common molecules, such as DMF and ethylene, to produce pX by the DA reaction. Regarding the nature of the acid centres of the catalysts, it should be mentioned that Lewis acidity is typically desired, although good catalytic behaviour has also been reported for catalysts with Brønsted-type centres or with the presence of both types of acid centres. Dauenhauer *et al.*^{504–507} (entry 1, Table 13) reported that HY could efficiently catalyse the cycloaddition of DMF and ethylene and subsequent dehydration to pX in *n*-heptane solvent. The yield of pX reached 72% at 573 K and 62 bar ethylene pressure. The use of *n*-heptane was beneficial for improving the selectivity of pX by enhancing the hydrophobic environment in the zeolite, thus inhibiting several side reactions, in particular, the hydrolysis of DMF. A detailed DFT calculation suggests that the cycloaddition of DMF and ethylene is relatively favourable with Lewis sites, whereas Brønsted acids are less active. In contrast, Brønsted catalysts are more efficient for the dehydration of the cycloadduct intermediate to pX than Lewis acids. These analyses suggest that the rational design of a bifunctional catalyst combining Brønsted and Lewis acid sites would have the potential to achieve both a high DA reaction rate (by Lewis acid catalysis) and a high dehydration rate



Table 13 Summary of catalytic results in the Diels–Alder reaction of 2,5-dimethylfuran (diene) with ethylene (dienophile) to produce *p*-xylene

#	Catalyst	Solv. ^a	Operating conditions						Catalytic results					Ref.
			S cc ^b (wt%)	C/S ^c (wt%)	P ^d (bar)	C ₂ H ₄ /DMF ^e (mol)	T ^f (K)	t ^g (h)	X _S ^h (%)	Y _{pX} ⁱ (%)	Product ^j (g g _{cat} ⁻¹ h ⁻¹)	Deact. ^k		
1	H-Y	<i>n</i> -Heptane	30.0	2.3	62	0.6	573	24	95	72	1.44	n.s.	504–507	
2	WO _x -ZrO ₂	Hexadecane	10.0	7.5	50	0.6	523	6	60	46	1.13	m reg	508	
3	H-[B]-BEA	THF	11.0	7.3	28	1.0	503	24	97	69	0.44	n.s.	509	
4	Nanosponge-BEA	<i>n</i> -Heptane	30.0	0.9	50	0.8	523	24	99	80	4.10	n.s.	510	
5	Zr-BEA	<i>n</i> -Heptane	18.0	n.r.	62	0.6	523	24	99	90	n.r.	n.s.	511	
6	Nanosheets-ZSM5	<i>n</i> -Heptane	30.0	0.9	50	0.8	523	24	89	76	3.89	st reg	512	
7	WO ₃ /SBA-15	<i>n</i> -Heptane	18.0	3.9	54	0.6	523	24	64	57	0.68	w reg	513	
8	SiO ₂ -SO ₃ H	<i>n</i> -Heptane	5.0	25.0	45	5.0	523	6	77	68	0.50	st	514	
9	P-BEA	<i>n</i> -Heptane	18.0	4.6	62	1.1	523	24	99	97	0.97	w	515	
10	Si-Al aerogel	Dioxane	10.0	4.3	30	2.2	523	6	90	60	2.56	n.s.	516	
11	HSiW/SiO ₂	Dioxane	10.0	4.3	30	2.2	523	6	94	80	3.41	st	517	
12	NbO _x based	<i>n</i> -Heptane	14.0	12.0	54	0.7	523	6	87	81	1.24	w reg	518	
13	KY	<i>n</i> -Heptane	14.0	10.4	20	0.5	523	15	50	42	0.15	ne	519	
14	Desilicated-ZSM5	<i>n</i> -Heptane	31.0	2.3	40	0.4	523	20	51	30	0.74	w reg	520	
15	Al-HBEA	<i>n</i> -Heptane	21.0	6.7	40	0.4	573	20	100	97	0.80	w reg	521	
16	HUSY12	EtOH	67.0	3.0	1 ^l	1.0	573	12	95	64	1.97	n.s.	522	

^a Solvent. ^b Substrate concentration weight ratio in %. ^c Catalyst to substrate weight ratio in %. ^d Reactant C₂H₄ gas pressure in bar. ^e C₂H₄/DMF molar ratio. ^f Temperature conditions in Kelvin. ^g Reaction time. ^h Substrate conversion. ⁱ Yield towards product. ^j Productivity. ^k Catalyst deactivation: strong (st), moderate (m), low (l) and negligible (ne); n.s. (not studied), n.r. (not reported), regenerable (reg). ^l Ethanol solvent and reagent.

(by Brønsted acid catalysis). In this way, Wang *et al.*⁵⁰⁸ (entry 2) demonstrated that the WO_x-ZrO₂ catalyst, with both kinds of acid sites, is more active than the catalysts that predominantly have only Lewis acid sites. In their study, a hexadecane-like solvent was used. Several solid Brønsted and/or Lewis acids have been tested using different solvents, such as THF, *n*-heptane, hexane and 1,4 dioxane. Details regarding the operating conditions and catalytic properties can be seen in the mentioned table.

Concerning the deactivation of the catalysts used in the DA reaction of DMF and ethylene (reuse column), it can be said that, in general, the zeolitic catalysts, in those cases where deactivation had been studied, are regenerable and can be used again. Zhao *et al.*⁵²¹ studied the deactivation of H-beta zeolite catalysts with Al modifications by coke deposition (entry 15). H-beta zeolite, after further doping with alumina, shows excellent and durable performances with a pX yield of 97%. The coke content decreases from 12 to 7 wt% in the spent catalyst, with mainly soft carbonaceous species remaining, due to its appropriate Brønsted/Lewis acid ratio. Thus, H-beta zeolite has good stability and regeneration capability.

Dehydration of the cycloadduct requires high temperatures to proceed at high rates. Since the retro-DA reaction is also accelerated at high temperatures, a high ethylene pressure (usually higher than 2 MPa) is needed to shift the equilibrium to the adduct and to restrain the retro-DA reaction. To cope with the problem of using a high ethylene gas pressure, Teixeira *et al.*⁵²² proposed using ethanol as a solvent that is dehydrated *in situ* to ethylene in the presence of an acid zeolite catalyst (entry 16). Among the different investigated zeolites, HUSY-12 zeolite, with a medium acid density (Si/Al ratio = 6), showed the highest yield (64% at 573 K) of pX production for the reaction of DMF/ethanol (molar ratio 1 : 1).

A more detailed description of the different catalytic systems used for this reaction can be found elsewhere.^{457,523,524} Cycloaddition of DMF–ethylene is thermally feasible, and the kinetic

limitation of the DA and dehydration reactions is dependent on the Lewis acids or Brønsted acids in catalysts. However, it is still a challenge to obtain low-cost HMF from cellulosic biomass, which is the precursor of DMF.

The Moghi process. A more direct route for producing aromatic compounds, in particular *p*-xylene, is the depolymerisation and deoxygenation of lignin (pathway 5 in Fig. 21). Lignin is frequently viewed as a by-product that can be burned to produce energy rather than as an attractive and promising feedstock for providing low-cost and renewable aromatic monomers. Therefore, the production of aromatic hydrocarbons in large volumes from lignin is a desirable long-term goal since it is a sustainable and economically attractive solution. Lignin is hydrophobic and highly resistant to biological or chemical degradation; however, once it is dissolved, its resistance to chemical reactions is markedly reduced.⁵²⁵ The process developed by the Biochemtex company, called Moghi technology,⁵²⁶ involves the deoxygenation of lignin in a continuous, three-phase bubble reactor in the presence of free, floating catalyst particles. The lignin conversion reaction occurs in the temperature range of 463–643 K. To reduce char formation, it is crucial to control the pressure during the reaction in the range of 70–300 bar. By combining a metal catalyst, such as RANEY[®] nickel, with lignin, water and hydrogen at these specified temperatures and pressures, a range of useful chemicals, including BTX, can be produced. The reaction step is then followed by the separation of the organic molecules produced and the recovery of the catalyst particles. The assumed pX yield is approximately 10 wt% due to the low selectivity of the process.

The Anellotech process. A new approach to producing a BTX aromatic stream directly from lignocellulosic biomass in a single fluidised bed reactor was developed by Anellotech (route 6 in Fig. 21). This process uses a catalytic fast pyrolysis approach for rapid heating of the biomass under anaerobic conditions at



very short residence times and immediate conversion of the resulting gases to aromatics using ZSM5-based catalysts.^{527,528} An 11 wt% pX yield was achieved. This route is attractive because of its simplicity (one fluidised bed reactor) and the availability and low cost of the feedstock and zeolite catalysts. However, high reaction temperatures ≥ 823 K are required.

3.5.2. TPA synthesis routes not involving the formation of *p*-xylene

Processes based on DA cycloaddition. A significant effort has focused on the development of synthetic pathways for biobased TPA production without the formation of *p*-xylene as an intermediate. Most of the approaches reported in the literature are based on the Diels–Alder reaction (route 7 in Fig. 21), and subsequent dehydration or dehydrogenation to produce the aromatic compound. The ease of formation of this intermediate will depend significantly on the different dienes and dienophiles selected and, more specifically, on the electron-donating and electron-withdrawing nature of the functional groups on the diene and dienophile compounds, respectively. Nonetheless, the proposed routes use substrates that already contain one or two carboxylic acids present in the structure of TPA and thus avoid an Amoco oxidation step.

A wide number of biomass-derived dienes (muconic acid/ester, isoprene, sorbic acid/ester, coumalic acid/ester, furan, and hydroxymethyl furoic acid/ester) and dienophiles (ethylene, propylene, acrylic acid, propiolic acid, and maleic anhydride) have been proposed for conducting DA reactions. All of these reagents can be classified according to the main process by which they are obtained from biomass, such as sugar fermentation to different dienes and dienophiles, fermentation to biomethane and sugar hydrolysis and subsequent dehydration to furanic compounds (furfural and hydroxymethylfurfural). A more in-depth description of each of these routes is provided below.

Production from sugar fermentation derivatives (pathway 7.a). The different options described in the literature for sugar fermentation routes to produce dienes are shown in Fig. 23. A first short route is that using muconic acid/ester as the substrate (route I in Fig. 23). A mixture of *cis,cis*- and *cis,trans*-muconic acid isomers is obtained from the fermentation of glucose and lignin-derived compounds.^{529,530} These isomers have to be converted to *trans,trans*-muconic acid (*t,t*-MA) isomer and then reacted with ethylene. Isomerisation to *t,t*-MA reached a 90% yield after refluxing with aqueous iodine/THF solutions. The esterification of *t,t*-MA improves its solubility and the DA reaction and subsequent TPA selectivity. Then, the DA cycloaddition reaction gives cyclohex-2-ene-1,4-dicarboxylic acid/ester in the presence of silicotungstic acid (Lewis acid) at 16 bar ethylene and 423 K. The dehydrogenation reaction is catalysed by 1 mol% Pt/C in cyclohexane under 17 bar air and 423 K, reaching a total final diester terephthalate yield of 81%.^{531,532}

The pathway II represented in Fig. 23 involves the cycloaddition of isoprene with acrylic acid. Both compounds can be obtained by the microbial synthesis of glucose.⁵³³ The main challenge is preventing isoprene polymerisation catalysed by acrylic acid and accelerated by the same Lewis acid catalysts required to improve

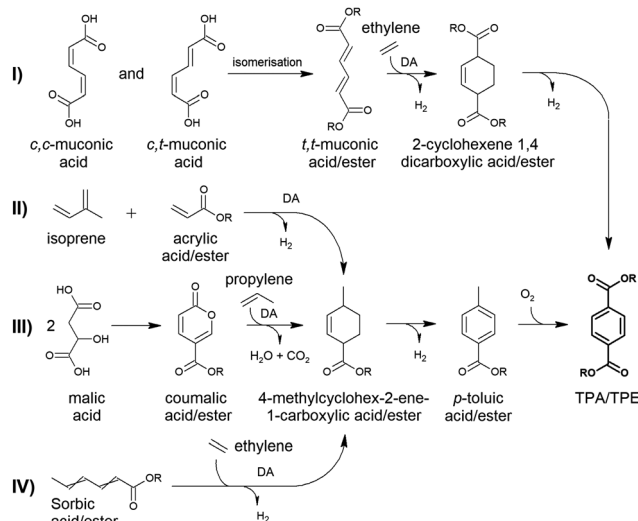


Fig. 23 Different routes of TPA production by Diels Alder reaction of biomass derived dienes obtained via fermentation.

the selectivity in the DA cycloaddition step. In the absence of solvent, cycloaddition was observed using TiCl₄ as a homogeneous catalyst (94% yield and *para/meta* ratio 23). Subsequently, aromatisation of the 4-methylcyclohex-2-ene-1-carboxylic acid by the Pd catalyst provides *p*-toluic acid with a 77% yield, which must be converted subsequently into TPA acid with Co²⁺/Mn²⁺-catalysed O₂ oxidation (94% yield).

The use of biobased 2-pyrones to produce biobased aromatics has also been described (pathway III in Fig. 23).^{534,535} Malic acid, obtained by microbial synthesis from glucose, self-condenses to produce coumalic acid (*ca.* 70% yield) by fuming sulfuric acid, which is esterified to methyl coumalate. Methyl coumalate is reacted with propylene using 1,4 dioxane as the solvent and a Pd/C catalyst at 453 K for 4 h to produce *p*-toluic acid (98% yield).⁵³⁵ TPA was obtained by oxidation and hydrolysis. One of the principal drawbacks of this process is the 70% yield of coumalic acid from malic acid condensation. Without a high yield (>90%) in this step, the overall yield of TPA from malic acid is significantly reduced.

The fourth route implies sorbic acid/ester as a substrate that can be produced either microbially (at quite limited quantities) or from bioethanol oxidation to acetaldehyde, trimerisation to 2,4-hexadienal (sorbalddehyde), and final oxidation to sorbic acid. Bérard *et al.*⁵³⁶ reported that ethyl sorbate reacted with ethylene to form ethyl 4-methylcyclohex-2-enoate at 463 K and 40 bar without a catalyst after 18 h and reached a 64% yield. Subsequent dehydrogenation of the cycloadduct in the presence of a 5 wt% Pt/C catalyst at 423 K and under an air pressure of 16 bar for 24 h yielded ethyl *p*-toluate with a 30% isolated yield. An alternative route (not represented in Fig. 23) is the DA reaction between sorbic and acrylic acids under mild conditions, followed by a combined dehydrogenation/decarboxylation process, providing *p*-toluic acid in high yields.⁵³⁷

In the case of biomass-derived di- or monoacids as substrates, such as muconic, malic (or coumalic) and sorbic acids, the previous esterification produces an improvement in TPA yields. However, it is supposed that there are two extra stages in the



overall process to obtain TPA, including esterification and, finally, terephthalate hydrolysis. These stages may make the process not commercially attractive.

Production from biomethane obtained by biogas (route 7.b). Zhang *et al.*⁵³⁸ described the DA reaction of isoprene and propiolic acid; both compounds can be obtained from renewable methane derived from low cost biogas⁵³⁹ (see Fig. 24). The DA reaction gives 4-methyl-1,4-cyclohexadiene-1-carboxylic acid with a 67% yield. Subsequent reaction of this cycloadduct with O₂ catalysed by Co(OAc)₂/Mn(OAc)₂ affords TPA, reaching an 85% yield under the cascade reaction process.

Production from furfural obtained by hydrolysis of pentoses (route 7.c). Furfural, a commercial renewable commodity already mentioned in Sections 3.2 and 3.3,²²¹ is the starting molecule of furan and maleic anhydride required to produce TPA (see Fig. 25). Renewable furan is industrially produced from furfural *via* decarboxylation,⁵⁴⁰ whereas it has been reported that maleic anhydride could be obtained from furfural.^{389,390} Tachibana *et al.*⁵⁴¹ recently reported the synthesis of TPA from furfural. The DA cycloadduct formed between furan and maleic anhydride needs to be dehydrated to phthalic anhydride, which was converted *via* phthalic acid and dipotassium phthalate to TPA. This route comprises multistep synthesis, and more details of the reaction conditions and the catalysts proposed for each of the stages can be found in this reference. Some homogeneous and corrosive catalysts have been employed in these steps, and an overall TPA yield from furfural lower than 20% was obtained.

Production from HMF obtained by hydrolysis of hexoses (route 7.d). In the previous section, the formation of *p*-xylene using DMF (a derivative of HMF) as the diene was described (route 4.b). However, this strategy is not atom efficient because DMF preparation from HMF requires an additional hydrogenation step at high hydrogen pressures. The removal of this hydrogenation step could be economically advantageous. HMF has three oxygen atoms in its structure, whereas DMF only contains one oxygen atom; the oxygen atom on the latter is lost after dehydration of the DA adduct to give *p*-xylene, and the goal product, TPA, contains four oxygen atoms. It does not make sense to remove the oxygen atoms from the initial molecule (HMF) to later incorporate them back into the final product.

Consequently, Pacheco *et al.*^{542,543} introduced an alternative approach in which, initially, HMF would be partially oxidised to generate 5-(hydroxymethyl)furoic acid (HFCA) to reach a more

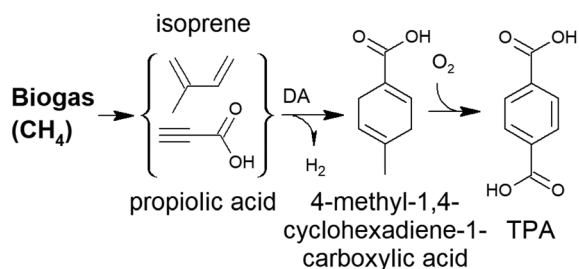


Fig. 24 TPA production from biomethane.

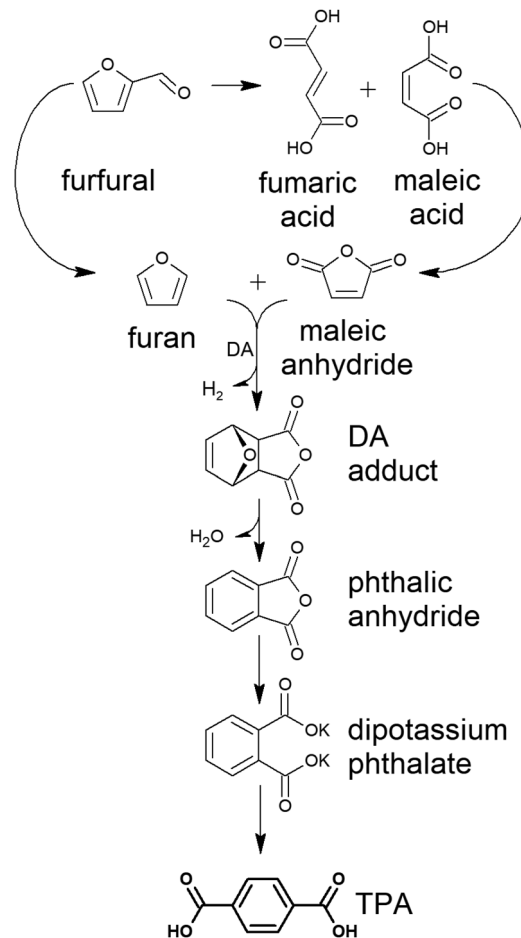


Fig. 25 TPA production from biomass-derived furfural (adapted from ref. 541).

atomically efficient process in which less oxygen is required (see Fig. 26 and route 7.d in Fig. 21). To protect the hydroxyl and acid groups of HFCA, methanol is used to generate the corresponding ethers and esters. These compounds readily react with ethylene to produce, after dehydration of the DA adduct, the aromatic product 4-hydroxymethyl benzoic acid (HMBA), which could be further oxidised to afford TPA. The partial oxidation of HMF makes the reactant more active in the Diels–Alder reaction and avoids side reactions. Unfortunately, a maximum yield of aromatics of only 24% at 463 K and 70 bar ethylene is obtained using Zr-beta and Sn-beta catalysts and dioxane as the solvent. The authors claim that Brønsted acid sites should be prevented due to their ability to promote undesired side reactions, including coke formation, leading to low selectivity of the cycloaddition products. Both DA and dehydration steps are proposed to be catalysed by Lewis acid sites.

Biobased TPA from HMF can also be proposed starting from 2,5-furan dicarboxylic acid (FDCA). The chemical oxidation of HMF to FDCA is a well-known, very selective reaction.⁵⁴⁴ The DA reaction of FDCA with ethylene forms the adduct intermediate 7-oxa-bicyclo[2.2.1]-hept-2-ene-1,4-dicarboxylic acid (or its esters), which contains 5 oxygen atoms. The subsequent dehydration of the ether to TPA is the final step. However, the FDCA derivative is practically inactive in DA cycloaddition.



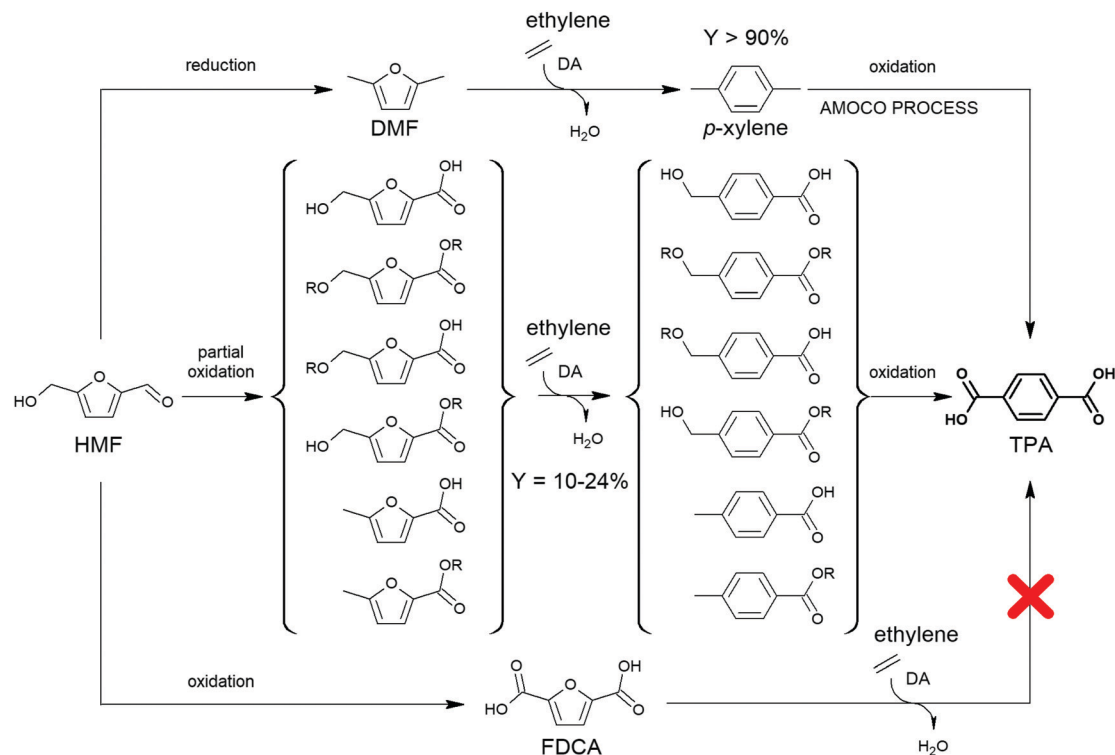


Fig. 26 Diels–Alder routes to TPA production from biomass-derived HMF (adapted from ref. 542).

Techno-economic and environmental aspects will be essential for choosing between the two alternative routes for TPA production from HMF summarised in Fig. 26: hydrogenation or decarbonylation to DMF (route 4b) or partial oxidation to HFCA (route 7d). DMF route can achieve high yields (>90%), but this approach presents unfavourable atom efficiency. The HFCA route is more atom efficient, but progression of the DA reaction is limited, and low yields (<25%) are obtained.

The limonene route. A new approach based on limonene, which can be extracted at a low cost from orange peels, has also been developed (pathway 8 in Fig. 21). Limonene is selectively transformed into *para*-cymene by its incorporation into a solution of ethylenediamine, anhydrous FeCl₃ and sodium at 373 K for 8 h. The oxidation of *p*-cymene to TPA was conducted in a two-step process under heated refluxing conditions, the first step of which included the use of a mineral acid, and the second of which incorporated KMnO₄ as the catalyst. In one example, the overall yield of TPA from limonene was approximately 85%. Since limonene is oxidised to TPA, the overall reaction from limonene to TPA has a theoretical mass yield of 122%.⁵⁴⁵ Unprecedented synthesis of biobased TPA in the presence of O₂ has been reported.⁵⁴⁶ In this case, the oxidation of *p*-cymene has also been reported in the presence of a Mn–Fe mixed-oxide heterogeneous catalyst reaching a TPA yield of only 51% at 413 K, 20 bar O₂, and 24 h of reaction.

Lignin demethoxylation route. Recently, Song *et al.*⁵⁴⁷ reported a new chemocatalytic synthesis route *via* the transformation of cornstover-derived lignin oil into TPA (route 9 in Fig. 21). This process

follows three steps: (i) selective demethoxylation keeping the phenolic group and benzene ring untouched by the hydrotreatment of lignin with a supported molybdenum catalyst (MoO_x) at 593 K under 30 bar H₂ after 2 h; (ii) insertion of CO into the C–OH bond in 4-alkylphenols to obtain the corresponding alkylphenol in the presence of a Pd-based catalyst; and (iii) finally, 4-alkylbenzoic acid alkylchain oxidation into carboxyl groups in the presence of a homogeneous Co–Mn–Br catalyst, giving the single product, TPA (purity greater than 99%). Unfortunately, the overall yield of this route was reported to be 15.5 wt%.

3.5.3. Summary and prospects of biobased TPA synthesis. Despite the research efforts made so far, there is still no commercial process for producing renewable TPA from biomass. A more quantitative discussion of the economic and environmental viability of these processes requires a thorough comparison of these processes with the current petrochemical route. There is a lack of these evaluations for biobased synthesis but some general comments can be made, especially regarding the technical aspects to be improved. Thus, a common issue in all of these routes is that they are multistep processes, with the consequent loss of overall yield and a significant increase in the costs of separation and purification of the products. Therefore, the intensification of the processes with fewer steps is required.

Table 14 gives an overview of the different technologies described in this section, highlighting their main advantages and drawbacks. The data in this table indicate the biomass-derived substrate used in each of the routes discussed in this section. Two more columns are also included: one displays the number of steps required to obtain the final product from the



Table 14 Comparison of the biobased TPA synthesis routes

#	Route	Substrate	Steps	Y ^a (%C)	Product	Advantages	Drawbacks
1	1	C ₅ , C ₆ sugars	2	26 ^b	pX	Cheap and available substrate	Low yield
2	2	Isobutanol	3	19 ^b		Available substrate	Low yield, economic evaluation
3	3	Methanol	1	28		To achieve high amounts of substrate	High cost substrate, low yield
4	4a	Ethanol	5	49		Moderate yield	Low atom efficiency, multiple steps
5	4b	DMF (<i>via</i> HMF red)	2	90		High yield	Low atom efficiency, high cost of HMF
6	5	Lignin	1	10 ^b		Cheap and available substrate	Low selectivity
7	6	Biomass	1	11 ^b		Cheap and available substrate	Low yield, harsh conditions
8	7a	Muconic acid	3	81	TPA	High yield, short pathway	Limited feedstock resource
		Isoprene & acrylic ac	3	72			
		Malic acid	4	65			
		Sorbic acid	3	—			
9	7b	Methane	4	57 ^c		Abundant substrate	Multi-step to achieve DA reactants
10	7c	Furfural	6	19		Commercial substrate	Multi steps, harsh reaction conditions
11	7d	HMF	3	24		High atom efficiency	High cost of HMF, low yield
12	8	Limonene	2	85		Short pathway, high yield	Limited feedstock resource
13	9	Lignin	3	16 ^b		Cheap and available substrate	Low yield

^a Yield towards product based on carbon %. ^b Yield towards product in weight %. ^c Does not include the transformations of methane into DA reagents (isoprene and propiolic acid).

starting substrate, and another column displays the overall yield (% carbon-based) of each process. The values of both columns refer to the transformation of the starting precursor into the final product (pX or TPA). Therefore, they do not include the steps or yields of the conversion from the biomass to the starting precursor. Although the steps necessary to achieve the renewable starting platform are not taken into account and although some authors provided yield on a weight basis and others on a molar basis, the table is still valid for providing an estimation of the most promising processes and for qualitatively addressing which aspects of the processes require subsequent research.

The synthesis of TPA from isobutanol (route 2) and the DA cycloaddition of DMF and bioethylene (path 4 b) appear as the more advanced and attractive routes in the short to medium term. In both routes, the chemistry has been well established, but there are still some challenges to be addressed. For instance, the cycloaddition of DMF and ethylene typically requires high temperatures and pressures, whereas the maximum theoretical yield of *p*-xylene from isobutanol is quite low.

The direct route to biobased TPA from limonene (route 8) produces the highest yield of TPA (85%) but suffers from the use of stoichiometric oxidation catalysts. Methyl and isopropyl groups of *p*-cymene are, unlike the commercial Amoco cobalt/manganese/bromine oxidation system, only effectively oxidised by KMnO₄. High costs will be associated with the use and recovery of KMnO₄, and this route would be substantially more attractive if a robust oxidation catalyst working under mild conditions could be used at 1 mol% loading or below.

Interestingly, Volanti *et al.*⁵⁴⁸ recently carried out a life cycle assessment (LCA) comparing the environmental performance of these three alternative routes (the isobutanol Gevo process, the DMF-ethylene DA reaction, and the limonene route) with that of the conventional process of production from crude oil. Generally, the use of biobased feedstocks should produce a drastic reduction of the carbon footprint in the manufacture of chemical products, by decreasing both the energy required to

manufacture the product and the use of (biogenic) carbon, particularly if organic waste streams are converted into raw materials for the production of starting materials. However, the utilisation of other contaminating effluents and energy-demanding steps can unbalance the final environmental impact. Surprisingly, the results of the LCA conducted by Volanti *et al.* proved that the limonene route is, thus far, the most favourable from an environmental point of view, despite the fact that KMnO₄ is used. These surprising results emphasise the importance of LCA for assessing the environmental impact of a process.

Concerning other routes not analysed in the above-mentioned LCA, route 7.a (using diacids, such as malic acid and muconic acid, obtained *via* fermentation) is an attractive candidate. These diacids already contain the two carboxylic acid groups present in the structure of TPA, which eliminates the Amoco oxidation step required for those *p*-xylene routes. However, these syntheses involve one or more esterification steps and, ultimately, produce dimethyl terephthalate. This ester must be hydrolysed back to the free acid to afford TPA. These additional steps to the synthetic route should be removed for these syntheses to become commercially attractive.

Route 7.b for TPA production involves three steps: cycloaddition, aromatisation, and aryl methyl oxidation. After aromatisation of the *para*- and *meta*-cycloadducts followed by methyl group oxidation, TPA and isophthalic acid (IPA) are obtained. Both acrylic acid and isoprene are very interesting feedstocks because they can be produced from different biomass feedstocks. Another advantage is its ability to produce both TPA and IPA. The PET polymer obtained from TPA contains 3–5 wt% IPA to provide transparency and lower the melting point, making the polymer easier to process. An additional advantage is the development of a Lewis acid-catalysed solvent-free cycloaddition of an unprotected carboxylic acid. Catalysing reactions of unprotected carboxylic acids has been a long-standing problem in synthetic chemistry, often necessitating the use of an ester derivative instead of the free acid.

In conclusion, there are basically two groups of processes to obtain biobased TPA: (i) those that have a high yield and a short



reaction path but have a starting substrate derived from biomass that is scarce and expensive and for which the reaction conditions should be relatively mild; and (ii) those that are multi-stage with low yields/selectivities and sometimes requiring severe reaction conditions despite starting from inexpensive and available substrates. The improvements of these deficiencies, together with techno-economic analysis and LCA, will be critical for selecting the most successful processes that will eventually be imposed.

4. Sugar acids

4.1. Gluconic acid

D-Gluconic acid ((2*R*,3*S*,4*R*,5*R*)-2,3,4,5,6-pentahydroxyhexanoic acid) is produced by the oxidation of glucose with O₂, either by hypochlorite solution or by electrolytic oxidation of glucose solution in the presence of bromide, and by a fermentation

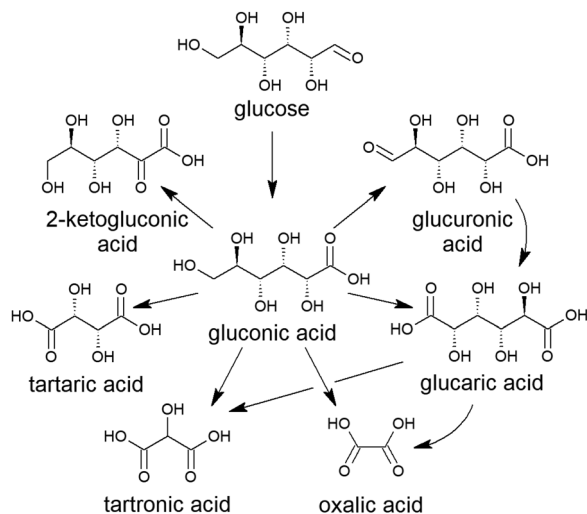


Fig. 27 Different carboxylic acids that can be formed by oxidation of glucose to gluconic acid.

process with microorganisms (*Acetobacter aceti*, *Aspergillus niger* fungus⁵⁴⁹ and *Gluconobacter suboxydans* bacteria⁵⁵⁰). The worldwide annual production of gluconic acid is approximately 60 ktons,⁵⁵¹ with an average price oscillating between \$1.5 and 8.5 kg⁻¹.⁵⁵² Gluconic acid and its derivatives have important applications as food additives, as supplements to prevent calcium deficiency and anaemia, in the pharmaceutical industry, in cosmetics, as additives for cement, and in metallurgy.⁵⁵³ In the polymer field, it is an intermediate in the preparation of novel degradable polyesters, polyurethanes, poly(D-glucaroamidoamine)s and hydroxylated polyamides.¹³ Hlasiwetz and Habermann were the first to prepare gluconic acid by oxidation of glucose with chlorine but in the form of its barium and calcium salts. Other by-products, such as formic acid, glycolic acid, oxalic acid, and carbon dioxide, can be generated depending on the sugar and type of oxidant.⁵⁵³

Although the production of gluconic acid is mainly accomplished by the oxidation of glucose (Fig. 27), other carbohydrates, such as cellobiose^{554,555} and cellulose,^{554,556} can also be used as feedstocks. Current research pursues the development of new greener chemical routes for the selective oxidation of carbohydrates to gluconic acid in the presence of heterogeneous catalysts, with oxygen or air as an oxidant, under mild experimental conditions.

The catalytic liquid phase aerobic oxidation of glucose in gluconic acid has been extensively studied using catalysts based on noble metals, mainly Pt, Pd and Au (Table 15). Batch reactors were employed, where the system was pressurised or the oxidant (air or pure oxygen) was bubbled in the sugar solution. Strict pH control was required for attaining a high glucose conversion, usually by addition of a sacrificial strong base; pH > 11 can favour undesired reactions, such as Cannizzaro, retro-Claisen, condensation and isomerisation.⁵⁵⁷ However, at low pH values, the strong adsorption of reaction products on the catalyst surface deactivates the catalyst, as observed with a Pt/C catalyst.⁵⁵⁸ In this sense, to avoid the use of a basic medium, Pt was supported on a basic hydrotalcite

Table 15 Summary of the results obtained in the glucose oxidation into gluconic acid using different catalysts

#	Catalyst	Operating conditions						Catalytic results					Ref.
		S cc ^a (wt%)	C/S ^b (wt%)	O ₂ ^c (mL min ⁻¹)	pH	T ^e (K)	t ^f (h)	X _S ^g (%)	Y ^h (%)	Produc. ⁱ (g g _{cat} ⁻¹ h ⁻¹)	Deact. ^j		
1	3.5 wt% Pt/HT	2.3	43.0	0.1 ^k	n.c. ^d	323	12	99	83	0.18	ne (1 run)	559	
2	5 wt% Pt/C	10.8	2.9	10.0	9	333	7	85	66	3.54	ne (1 run)	561	
3	4 wt% Pd/C	2.7	15.0	30.0	n.r.	298	2	100	98	3.56	st (4 runs)	560	
4	2 wt% Pd/C	10.8	3.9	10.0	9	333	7	95	91	3.63	ne (1 run)	561	
5	2.5 wt% Pd/C	0.2	11.0	0.5	9	323	4	n.r.	50	1.24	ne (1 run)	562	
6	PdBi/C	29.9	1.6	1500.0 ^l	9	313	2.6	100	99 ^m	25.91	ne (5 runs)	568	
7	Au ₃₈ /AC-120	5.0	9.3	60.0	9.5	333	0.6	100	100	19.51	ne (7 runs)	576 and 577	
8	Au/CMK-3	1.8	11.0	0.3 ^k	n.c.	383	2	92	81	4.01	m (4 runs)	580	
9	0.45 wt% Au/TiO ₂	1.8	5.6	500.0	11	313	2	100	98	9.53	ne (17 runs)	581	
10	1.8 wt% Au/CeO ₂	2.0	13.0	100.0	9.5	333	1	90	90	7.54	n.s.	582	
11	Au/Al ₂ O ₃	3.6	67.0	0.1 ^k	n.c.	393	2	60	60	0.49	m (4 runs)	583	
12	Au-Pd/MgO	9.0	13.0	0.1 ^{k,l}	n.c.	333	24	62	62	0.22	st (2 runs)	584	

^a Substrate concentration in water, weight ratio in %. ^b Catalyst to substrate weight ratio, in %. ^c Oxygen flow in mL min⁻¹. ^d n.c. (without pH control). ^e Temperature conditions in Kelvin. ^f Reaction time. ^g Substrate conversion. ^h Yield towards product (glucaric acid). ⁱ Productivity. ^j Catalyst deactivation: strong (st), moderate (m), low (l) and negligible (ne); n.s. (not studied), n.r. (not reported). ^k MPa. ^l Air. ^m Gluconate.



(HT) (Table 15, entry 1), attaining a glucose conversion and gluconic acid yield similar to those of Pt/Al₂O₃ in the presence of Na₂CO₃.⁵⁵⁹ A pH close to 9 was measured in the presence of Pt/HT, which seems to be the optimum reaction pH.

In some cases, the leaching of active phases, such as Pd, was observed due to the excellent complexing properties of gluconic acid.⁵⁶⁰ This explained the reduction of glucose conversion (nearly 15%) observed with Pd/C after 4 catalytic runs, although gluconic acid selectivity was maintained at 98%.

The catalytic activity of Pd- and Pt-based catalysts has been compared, finding that 2 wt% Pd supported on carbon allowed attaining a gluconic acid productivity similar to that of 5 wt% Pt, thus demonstrating the superior activity of Pd (Table 15, entries 2 and 4).⁵⁶¹ Moreover, a similar catalytic performance of both pre-reduced (by H₂) and non-reduced Pt catalysts and a twofold increase in the Pd/C activity after pre-reduction were observed, which was justified by the ability of glucose to reduce surface Pt²⁺ sites to catalytically Pt(0) active sites, whereas surface palladium oxides were less prone to be reduced to Pd(0) due to the lower reduction potential of Pd in comparison with that of Pt. These authors also observed quite similar TOFs irrespective of the Pt particle size, contrary to that observed with Pd catalysts, where particles smaller than 3 nm were deactivated faster than those larger than 6 nm. This fact was corroborated by Haynes *et al.* (Table 15, entry 5), who found the best catalytic results for an average Pd particle size of 7 nm, while larger particles were quickly deactivated.⁵⁶² However, catalysts showed progressive deactivation, regardless of the particle size, by the formation of oxygen layers on Pd particles, but no product adsorption or Pd leaching was observed. The formation of Pd–O species as a cause of deactivation was also proposed by Nikov *et al.* with Pd (0.5 wt%) supported on Al₂O₃, although they observed the adsorption of reaction products.⁵⁶³

The catalytic performance of Pt- and Pd-based catalysts can be improved by the addition of promoters, such as Bi.^{564–570} The formation of intermetallic BiPd phases was detected,^{564,566,568} identifying a Bi₂Pd phase as the most active, whereas BiPd₃ was inactive. However, gluconic acid and/or gluconates seem to favour the leaching of Bi species during the catalytic test,⁵⁶⁶ which are also involved in the catalytic process.⁵⁶⁹ However, Besson *et al.* did not observe Bi species in solution.⁵⁶⁸ Other studies have concluded that Bi could stabilise Pd particles as small as 1 nm, avoiding the Pd over-oxidation previously noted, since oxygen was adsorbed on Bi atoms instead of Pd atoms. During a reutilisation study, gluconic acid yields remained almost constant at 40% after normalisation with respect to the catalyst mass during 13 consecutive catalytic cycles.⁵⁶⁹

Au NPs are also suitable catalysts, due to their greater inertness to the oxidation of secondary alcohol groups,⁵⁷¹ compared to secondary ones.⁵⁵⁷ In addition, Au NPs exhibit lower activity in C–C bond scission or C=C bond isomerisation, which should significantly disfavour undesired catalytic processes. In this sense, Au/C catalysts, prepared by supporting Au nanoparticles (NPs) by the immobilisation of colloidal gold particles on carbon,^{557,572,573} were very selective, with a catalytic performance similar to that of commercial Pd and Pt catalysts but a

higher selectivity,⁵⁵⁷ under mild experimental conditions (pH = 7–9.5, *T* = 323–373 K, *P*(O₂) = 0.1–0.3 MPa). The selectivity towards gluconate was greater than 99%, which was explained by both the chemoselective inertness of Au for secondary alcohols and pH selected that avoid the isomerisation of glucose to fructose. Au-Based catalysts were less prone to deactivation by product adsorption, but Au leaching (up to 70 wt% after 6 runs) was observed in reutilisation tests, an important drawback for industrial implementation.

Regarding the structure sensitivity, Comotti *et al.* observed that the catalytic activity was inversely proportional to the size in the range of 2.5 to 4.5 nm, but nanoparticles larger than 10 nm were inactive.⁵⁷² However, the catalytic activity per Au atom was independent of the nanoparticle size. Furthermore, supported (0.45 wt% Au/C) and unsupported Au nanoparticles with a size of 3.6 nm exhibit a similar catalytic behaviour, indicating that the metal–support interaction did not affect the intrinsic metal activity.

The preparation of supported Au catalysts by using conventional methodologies, mainly impregnation and deposition–precipitation, failed for supports with a low point of zero charge, such as silica, carbon and organic polymers. Haruta *et al.* carried out important work by depositing Au NPs onto many different supports (cellulose,⁵⁷⁴ inorganic oxides,⁵⁷⁵ carbon,^{576–578} and ion exchange resins⁵⁷⁹) by deposition–reduction (DR) and solid grinding (SG) methods with volatile organo-gold complexes. In particular, SG was very effective in depositing Au NPs on carbon, with a mean diameter as small as 1.9 nm.⁵⁷⁸ Nevertheless, Au NPs smaller than 10 nm showed a high catalytic activity in glucose oxidation, irrespective of the deposition method and carbon support. The TOF values attained with carbon-supported NPs smaller than 3 nm were approximately one-third those of Au NPs supported on metal oxides.⁵⁷⁵

An excellent catalytic performance was achieved with a catalyst based on Au_x(PET)_y clusters (PET = phenylethanethiolate, @SCH₂CH₂Ph) immobilised on activated carbon and annealed at 393 K in air, with gluconic acid yields close to 100% (Table 15, entry 7).^{576,577} The strong interaction between the S–Au–S motifs of “Au(PET)” and the aldehyde group of glucose seems to favour sugar oxidation by reactive oxygen species (*e.g.*, peroxides) on the surface of activated carbon. It was recyclable due to its thermal stability, without appreciable loss of catalytic activity after 7 cycles, without sintering of Au NPs.

In some cases, although the catalytic activity decreased during reuse, mainly due to the adsorption of carboxylic acids on the catalyst surface, as observed for Au NPs confined in the channels of a mesoporous CMK-3 carbon (Table 15, entry 8),⁵⁸⁰ the spent catalyst could recover its initial catalytic performance after treatment with an aqueous sodium hydroxide solution at 363 K.

Remarkably, the Au/TiO₂ catalyst exhibited high selectivity and noticeable robustness, maintaining complete glucose conversion and 99.5% selectivity to gluconic acid after 17 reuses (Table 15, entry 9).⁵⁸¹

Using CeO₂ as a support for Au nanoparticles results in the formation of small Au NPs (average size of 3.5 nm) (Table 15, entry 10).⁵⁸² In addition, it is well known that ceria has the



ability to accumulate oxygen, and this catalyst is very active and completely recyclable after simple washing with water.

On the other hand, Megias-Sagayo *et al.* demonstrated that the selectivity pattern depended on the type of support.⁵⁸³ Among all the supports studied (Al_2O_3 , CeO_2 and mixed Al_2O_3 - CeO_2 , ZrO_2 - CeO_2 and ZrO_2 - CeO_2), $\text{Au}/\text{Al}_2\text{O}_3$ was the most selective catalyst (Table 15, entry 11) due to its low Lewis acidity (with high Lewis acidity favouring selectivity towards lactic acid to the detriment of gluconic acid formation). Unfortunately, a clear drop in glucose conversion was detected after 4 catalytic runs, and leaching of gold species was observed, which accounted for 10% of the overall glucose conversion.

A basic metal oxide (MgO) was also used to support Au - Pd NPs (Table 15, entry 12) to avoid the use of a sacrificial base or pH control.⁵⁸⁴ However, although the catalyst was active and selective, its reutilisation was not feasible due to support leaching in the reaction medium.

Au -Containing bi- and trimetallic colloidal nanoparticles, including Au/Pt ,^{585,586} Au/Pd ⁵⁸⁷ and $\text{Au}/\text{Pt}/\text{Ag}$,⁵⁸⁸ have also been evaluated. Their catalytic activity was always higher than that of monometallic Au NPs and up to 3.8 times higher in the case of $\text{Au}/\text{Pt}/\text{Ag}$ nanoparticles.⁵⁸⁸ However, the main drawback of these colloidal nanoparticles was their isolation for reutilisation in consecutive runs. Thus, the long-term activity study was performed by continuously withdrawing and adding new glucose solution after each 2 h of reaction, and 60% conversion was preserved for at least 8 h. Anionic Au atoms (and Pt when present) on the catalyst surface act as catalytic sites, activating the oxygen molecule by donating an excess of electronic charge to its antibonding molecular orbital, forming peroxy- or superoxy-like oxygen.

A gluconic acid selectivity of 100% was attained with gold NPs supported on Al_2O_3 at 313 K and pH 9 under oxygen flow.^{589,590} It was observed that variations in the specific activity were negligible for Au loadings higher than 4 wt%. Nevertheless, the catalysts with the lowest Au loading were robust against Au leaching, being reused for 20 runs without loss of activity. The 0.25 wt% $\text{Au}/\text{Al}_2\text{O}_3$ catalyst was also tested in a continuous stirred tank reactor for 70 days at pH 9 and 313 K without loss of activity or selectivity.⁵⁹¹

To the best of our knowledge, there are few works dealing with the oxidation of cellulose to gluconic acid, although cellulose is the most abundant glucose biopolymer. However, cellobiose, a disaccharide consisting of two β -glucose molecules, has been used as a feedstock for gluconic acid production. Since a two-step process is needed, including hydrolysis of cellobiose to glucose and its subsequent oxidation to gluconic acid, a bifunctional catalyst is required, consisting of an acid support to promote the hydrolysis process and supported metal NPs to accomplish the oxidation reaction. The support, in addition to being involved in the hydrolysis of cellobiose thanks to its acid sites, can also tune the oxidation capacity of metal NPs by modifying their electronic density and, consequently, affecting the occurrence of undesirable side reactions.^{592,593} The cellobiose oxidation proceeds under base-free conditions, although a higher reaction temperature (373–433 K) and oxygen pressure (0.3–0.5 MPa), as well as a longer reaction time (up to 24 h), are needed to attain high

gluconic acid yields. However, the formation of by-products, such as glycolic, acetic, oxalic, glyceric, glucaric, succinic and formic acids, fructose, sorbitol and ethylene glycol, was also detected.^{592–594} Different acidic supports, such as Al_2O_3 , HZSM-5 and HY zeolites, heteropolyacids, TiO_2 , and several types of carbon, have been used to incorporate gold nanoparticles.

Heteropolyacids have also been studied by An *et al.* as acid supports, and an $\text{Au}/\text{Cs}_{1.2}\text{H}_{1.8}\text{PW}_{12}\text{O}_{40}$ system with Au nanoparticles with a mean diameter of 2.7 nm displayed a gluconic acid yield of 97% from cellobiose at 418 K for 3 h.⁵⁵⁴ These authors concluded that a higher Cs loading led to lower gluconic acid yields (47–60%), in contrast to previous results that reported a yield (96.4%) similar to that of $\text{Au}/\text{Cs}_2\text{HPW}_{12}\text{O}_{40}$.⁵⁹² In both cases, the reutilisation studies demonstrated the stability of these catalysts after 5 and 6 runs, maintaining gluconic acid yields higher than 90 and 71%, respectively.

Similar to that observed from glucose, doping with a second transition metal to form bimetallic phases, such as Au - Cu , Au - Ru , Au - Co and Au - Pd ,⁵⁵⁵ improves the catalytic performance of an Au/TiO_2 catalyst, increasing the gluconic acid yield from cellobiose from 72 to 88.5% (at 418 K after 2 h) with Au - Cu/TiO_2 ,^{593,595} whereas Au - Ru/TiO_2 required a longer reaction time (9 h) to attain a yield of 85.4%.

In summary, different heterogeneous catalytic processes for the oxidation of glucose to gluconic acid have already been reported, showing their potential to replace the enzymatic route currently implemented in industry. However, additional research effort is still required to overcome the main drawbacks identified in these investigations, such as those associated with catalyst reutilisation for minimising the leaching of the active phase. The exhaustive pH control (basic) of the reaction medium later complicates the separation and purification of gluconic acid because it makes necessary a post-neutralisation step of gluconate to form gluconic acid. The use of inexpensive sources of glucose as a feedstock, such as the cellulose contained in lignocellulose, requires the development of new catalytic technologies. At the heart of these technologies, there must be robust, novel bifunctional catalysts exhibiting acid and metallic sites capable of processing raw or barely treated lignocellulose at once. The latter must have a very positive impact on the economy of the process. In this respect, there is also a lack of techno-economic studies of the most promising catalytic routes to assess their potential as alternatives to enzymatic processes.

4.2. Glucaric acid

Glucaric acid is the oxidation product of gluconic acid and possesses four hydroxyl and two terminal carboxylic groups. This renewable dicarboxylic acid has been included as a “top value-added chemical from biomass” in the US DOE report due to its large spectrum of applications.¹⁹¹ The global glucaric acid market size, estimated at \$550.4 million in 2016, is increasing due to the demand for detergents and soaps, food ingredients, corrosion inhibitors, and de-icing applications.⁵⁹⁶ Moreover, glucaric acid can contribute to the development of novel sugar-containing polymers, with an estimated annual market of 60 ktons for linear monosaccharide derivatives.²¹⁸ It is also a



source of co-monomers for the manufacture of functionalised polyesters for biomedical and pharmaceutical applications. Recently, much attention has been paid to poly(D-glucaramido-amine) (PGAA), a polymer derived from glucaric acid and consisting of carbohydrate groups, secondary amines and amide groups as the main functionalities. It finds applications as an efficient and degradable gene delivery vehicle. Moreover, there are several other types of polymers prepared from glucaric acid. For instance, glucaric acid is a potential feedstock for the production of adipic acid used in the manufacture of nylon-66. Glucaric acid acetate and aromatic amines can polymerise to produce poly(*m*-xylylene-acetyl glucaramide) and poly(*p*-xylylene-acetyl glucaramide).⁵⁹⁷

Although glucaric acid occurs naturally in fruits and vegetables, in industry, glucaric acid is produced by glucose oxidation with nitric acid at low temperatures (298–313 K) and pressures (0.1–0.2 MPa).⁵⁹⁸ It is isolated as its potassium or calcium glucarate salts after base neutralisation. The formation of by-products, such as gluconic, oxalic, tartaric and 5-ketogluconic acids, decreases the glucaric acid yield to 45%. In addition to nitric acid oxidation, other greener and consequently more sustainable alternatives from glucose exist: electrochemical, chemical, biochemical and chemocatalytic oxidation.

Rivertop Renewables has started up the commercial manufacturing of glucarate-based products in a joint venture of Rivertop Renewables and DTI, using an improved process for the production of glucarates, which reduces the amount of chemical inputs and consumption, thus minimising the generation of wastes in comparison with the commercial process based on the use of concentrated nitric acid or bleaching agents.⁶⁰⁵ However, with the pursuit of developing green chemistry processes, heterogeneous catalysts in the presence of air, molecular oxygen or hydrogen peroxide are needed for the production of glucaric acid and glucarates from glucose. Interestingly, these processes can also be applied to other polysaccharides.

Glucaric acid is obtained from glucose in a two-step process: (i) oxidation of glucose to gluconic acid in the presence of mono- and bimetallic catalysts with various promoters such as Bi to minimise deactivation (see Section 4.1), and (ii) oxidation of gluconic acid to glucaric acid, which is more difficult, and consequently, there are fewer papers dealing with this process. Most catalysts reported for the oxidation of glucose, gluconic

acid, or gluconate to glucaric acid are based on noble metals such as Pt, Pd and Au incorporated into several supports. The addition of promoters seems to have a positive effect. The catalytic results of representative systems in glucaric acid production are shown in Table 16. Moreover, most papers dealing with this oxidation process have used oxygen as an oxidant.

The oxidation of glucose to glucaric acid requires more drastic conditions because glucaric acid adsorbs more strongly, blocking active sites for new gluconic acid molecules to be oxidised.⁶⁰⁰ However, from both feedstocks, the highest glucaric acid yield attained was similar, 50–55%, by using Pt/C, although different experimental conditions were used. Productivity values of 0.116 and 0.100 g_{glucaric acid} g_{cat}⁻¹ h⁻¹ were reached from gluconic acid and glucose aqueous solutions, respectively.⁵⁹⁹

The influence of the support on glucose oxidation was initially evaluated by using TiO₂, ZrO₂, SiO₂ and SiO₂-TiO₂ by Rennovia Inc. A yield of 71% was attained with a 4 wt% Au-4 wt% Pt-TiO₂ catalyst at 392 K after 3 h with a high oxygen pressure (2.7 MPa).⁶⁰⁶ It was also found that the catalytic performance decreased in the order Pt/C > Pt/SiO₂ > Pt/Al₂O₃. A TOF of 0.244 s⁻¹ at 20% glucose conversion was achieved with Pt/C, and the high catalytic activity was well correlated with the high surface area.⁶⁰⁰

Oxidation of carbohydrates requires a basic pH, and for this reason, Dirx *et al.* evaluated the catalytic performance of Pt/C at pH values between 8 and 11.⁵⁹⁹ An increase in the pH favoured the formation of (the corresponding salts of) tartronic and tartaric acids (Fig. 27). Later, Lee *et al.* used a similar catalyst,⁶⁰⁰ obtaining a glucaric acid yield of 74% under base-free and mild basic conditions, with a TOF of 0.244 s⁻¹. Under acidic conditions, gluconic acid was the major product, oligomerisation products explained the low carbon balance. However, in a highly basic solution, C–C bond cleavage, mainly from glucaric acid, is favoured, decreasing the selectivity to glucaric acid and producing low-carbon-chain carboxylic acids, such as tartronic and oxalic acids (Fig. 27). This was confirmed by Solmi *et al.* by using Au/activated carbon catalysts, as the use of a glucose/NaOH molar ratio of 3 resulted in a large spectrum of products with traces of gluconic acid and no formation of glucaric acid.⁶⁰⁴ These authors did not observe glucose oxidation in the absence of a base.

Usually, low reaction temperatures are employed for glucose oxidation (318–338 K), since high reaction temperatures cause

Table 16 Summary of the results obtained in the glucose oxidation into glucaric acid using different catalysts

#	Catalyst	Operating conditions					Catalytic results					Ref.
		S cc ^a (wt%)	C/S ^b (wt%)	PO ₂ ^c (bar)	pH	T ^d (K)	t ^e (h)	X _s ^f (%)	Y ^g (%)	Produc. ^h (g g _{cat} ⁻¹ h ⁻¹)	Deact. ⁱ	
1	5 wt% Pt/C	3.6	111.0	1	10	328	2	100	50	0.26	n.s.	599
2	5 wt% Pt/C	10.0	40.0	14	8.5	353	10	99	74	0.22	l (5 runs)	600
3	Au/titanate_NT	4.5	68.0	5	9.5	353	6	73	14	0.04	ne (5 runs)	601
4	Pt ₁ Cu ₃ /TiO ₂	9.0	4.0	1	>13	318	6	100	9	0.44	ne (3 run)	602
5	PtPd/TiO ₂	5.0	4.0	60 ^j	11.5	318	6	100	25	1.22	ne (3 runs)	603
6	Au ₃ Bi/AC	5.0	25.0	10	n.r.	333	3	100	29	0.45	ne (24 h)	604

^a Substrate concentration in water, weight ratio in %. ^b Catalyst to substrate weight ratio in %. ^c Pressure of O₂ in bar. ^d Temperature conditions in Kelvin. ^e Reaction time. ^f Substrate conversion. ^g Yield towards product (glucaric acid). ^h Productivity. ⁱ Catalyst deactivation: strong (st), moderate (m), low (l) and negligible (ne); n.s. (not studied), n.r. (not reported). ^j mL min⁻¹.



degradation of glucaric acid,⁶⁰⁰ as observed by using oxygen as an oxidant at 318–338 K and pH = 8–11.⁵⁹⁹ A detrimental effect of a high concentration of oxygen on the catalytic activity was also observed. In addition, regarding the side reactions, the selectivity towards glucaric acid was affected by C–C cleavage of gluconic acid, yielding mono- and dicarboxylic acids, irrespective of the reactant.

The O₂/glucose ratio in the liquid phase must be optimised to minimise the formation of by-products. A high O₂ pressure enhances glucose conversion and facilitates oxidation of gluconic acid to glucaric acid, although the carbon balance is worst due to the formation of undetected products.⁶⁰⁰

An increase of the glucose/active metal phase ratio improves the gluconic acid selectivity, but glucose conversion and glucaric acid selectivity were barely modified.⁶⁰⁰ Regarding the glucose concentration in water, it must be optimised to obtain a suitable balance between glucaric acid and by-product formation, despite achieving total glucose conversion, as observed with AuBi/activated carbon with glucose concentrations between 2.5 and 20 wt%.⁶⁰⁴

Au nanoparticle size has no role in glucose conversion, with all catalysts being very active, but a key role was observed for the prevalence of one of the two parallel reaction pathways of gluconic acid transformation into either glucaric acid or by-products.⁶⁰⁴ The catalyst with the smallest nanoparticles (4.1 nm) was the least selective for glucaric acid since side reactions leading to degradation products of the gluconic acid intermediate were enhanced. Regarding the stability of catalysts, a Pt/C catalyst was stable after five catalytic cycles, and no Pt leaching was detected.⁶⁰⁰

The effect of Bi and Au addition on the activity and stability of Pt/C catalysts has been studied at pH 7 in air at 333 K.⁶⁰⁷ Gluconate oxidation to glucuronate requires previous complete glucose conversion. The incorporation of Bi as a promoter (PtBi/C) improves the initial specific reaction rate compared to that of the parent Pt/C catalyst. However, for larger Bi concentrations, the 2-ketogluconate yield increases to the detriment of glucarate production due to the formation of a surface complex where the gluconate molecules chelate the Bi promoter atoms, which are dehydrogenated to 2-ketogluconate (Fig. 27). On the other hand, the addition of Au on Pt was intended to decrease the catalyst deactivation. The initial reaction rate on PtAu/C was barely higher than that on the parent Pt/C, but after 24 h of reaction, the conversion was maintained at 91% compared with 67% in the absence of Au. This positive effect could be associated with a decrease in the poisoning of the metal surface, since oxygen or acidic by-product adsorption is disfavoured because the surface Pt-Au alloy has less affinity for oxygen than pure Pt.

On the other hand, Au and AuBi nanoparticles supported on activated carbon were compared without pH control.⁶⁰⁴ The best catalytic results were found for a bimetallic AuBi/C catalyst, with Au/Bi = 3 : 1, which attained a glucaric acid yield of 31% after 3 h of reaction at 333 K and 1 MPa O₂ pressure. The reutilisation study (reaction time of 30 min, AuBi/C catalyst) demonstrated its reuse in successive runs, although deactivation was important. Glucaric acid was only observed in the first catalytic cycle with a selectivity lower than 5%. In all cases, the gluconic acid

selectivity was maintained at approximately 83%. No leaching of Bi and Au was detected. TG analysis of the spent catalysts revealed the existence of strongly adsorbed heavy compounds on the catalyst surface, whereas agglomeration and sintering of NPs was inferred by STEM. This latter finding could be explained by the weak support–NP interaction and local overheating spots.

Bimetallic PtCu catalysts have also been prepared with TiO₂ as a support.⁶⁰² A Pt₁Cu₃ alloy attained a TOF of 0.984 s⁻¹, as determined for a substrate conversion of 4–22% and a glucaric acid selectivity of 46% (at 318 K and 0.1 MPa of O₂ pressure from a basic solution of sodium gluconate). The corresponding monometallic catalysts gave rise to TOF values lower than 0.153 s⁻¹. Under these experimental conditions, after 5 h of reaction time, complete gluconate conversion was reached, with a selectivity towards glucaric acid of 32.3%, thus giving a productivity of 0.44 g_{glucaric acid} g_{cat}⁻¹ h⁻¹ for the bimetallic catalyst. The catalytic study demonstrated that the oxidation process was sensitive to the surface morphology of Pt NPs. The PtCu alloy seems to more significantly promote the C–C cleavage reactions by retro-aldolisation than the monometallic phases. Moreover, Cu species on Pt improved the oxidation rates of C–O to C=O, increasing the oxidation rate of sodium gluconate. By using glucose as a feedstock, a lower glucaric acid yield (25.4%) at complete glucose conversion after 24 h of reaction was attained. No remarkable loss of catalytic activity was observed after three consecutive runs.

This effect of bimetallic morphology on the catalytic performance was evaluated with PtPd nanoparticles with alloy, core-shell, and cluster-in-cluster structures immobilised on TiO₂.⁶⁰³ It was found, corroborating previous studies, that the bimetallic phase exhibits a synergistic effect, enhancing the catalytic activity and glucaric acid selectivity compared to those of their monometallic counterparts. Thus, a complete conversion of glucose was achieved at 318 K after 10 h, with a TOF of 0.68 s⁻¹. Monometallic catalysts showed a high gluconic acid selectivity (*S* = 57–76%) with negligible glucaric acid formation (*S* ~ 4%) after 12 h. In contrast, the glucaric acid selectivity reached 31% on the bimetallic catalyst. Other reaction products, such as tartronic, oxalic, glyceric, glycolic and lactic acids, were also detected on the bimetallic catalyst, while the selectivity towards these products was low on monometallic catalysts. A glucose inhibition effect in the secondary oxidation reaction, as previously noted, was also suggested, such that glucose might be strongly adsorbed on the bimetallic PtPd surface, thus preventing side reactions such as C–C cleavage of glucose. This could be more favourable from gluconic acid. The catalyst was stable after three runs, without a significant loss of catalytic activity.

The catalytic performance of bimetallic Au–Pd nanoparticles (NPs) prepared by colloidal synthesis and immobilised on titanate nanotubes (Ti-NTs) in glucose oxidation has also been studied under initially basic and relatively mild conditions but with lower glucaric acid selectivity (maximum of 18.5%).⁶⁰¹

In addition to the previous conventional O₂-driven transformation, iron tetra(2,3-bis(butylthio)maleonitrile)porphyrazine (FePz(SBu)₄) was recently supported on an H-ZSM-5 zeolite to



obtain a supported biomimetic photocatalyst.⁶⁰⁸ The photocatalytic oxidation of glucose in water under visible light ($\lambda > 420$ nm) irradiation was studied by using H_2O_2 as the oxidant. Under such conditions, glucose can be efficiently converted into value-added chemicals such as glucaric acid, gluconic acid, arabinose, glycerol and formic acid. However, glucose conversion is less than 50%, and selectivity towards glucaric acid does not exceed 15%, making this catalyst more selective to gluconic acid.

Electrolytic processes have also been proposed as alternatives to enzymatic and chemocatalytic methods for the oxidation of glucose to glucaric acid.^{609–611} A self-supported MOF nanorod array, $[\text{Ni}_3(\text{BTC})_2/\text{NiF}]$, has been demonstrated to be a highly energy-efficient and stable bifunctional electrocatalyst for integrating HER and replacing OER by electro-oxidation of sodium gluconate to glucaric acid, which is more favourable.⁶¹⁰ The results show a nearly 100% faradaic efficiency for the HER at the cathode, a glucaric acid yield of 97.9% at the anode, and long-term durability. Nanostructured NiFe oxide (NiFeO_x) and nitride (NiFeN_x) catalysts synthesised from NiFe layered double hydroxide nanosheet arrays on three-dimensional Ni foams have been demonstrated to be highly active and selective in anodic glucose oxidation.⁶⁰⁹ A faradaic efficiency of 87% and glucaric acid yield of 83% were achieved by glucose electrolysis, which takes place *via* a guluronic acid pathway, as evidenced by *in situ* infrared spectroscopy. A techno-economic analysis has revealed that the electrochemical oxidation of glucose produces glucaric acid at a 54% lower cost than the current chemical approach, and the concomitant production of H_2 is also very interesting. This electrocatalytic glucose oxidation process, in comparison with conventional chemical oxidation and microbial fermentation, provides higher glucaric acid yield at a shorter reaction time and with a lower *E*-factor (the mass ratio of the generated waste to target products). However, an important drawback is the large amount of KOH (370 tons per 1000 tons of glucaric acid), thus requiring specific equipment. Finally, the oxidation of glucose was investigated by cyclic voltammetry in alkaline medium for Cu, Pt and Au electrodes.⁶¹¹ However, although a selectivity towards glucaric acid of 38.4% was achieved at a low potential, the catalytic activity was too low to attain acceptable glucose conversion. In all cases, gluconic acid was the major oxidation product.

On the other hand, by using low-cost feedstocks, such as hydrolysates acquired from the hydrolysis of lignocellulosic biomass for the production of glucaric acid, Derrien *et al.* evaluated the possible inhibitory effect of impurities present in such hydrolysates on glucose oxidation in the presence of AuPt/ZrO_2 .^{612,613} At 373 K, 4 MPa air and a glucose/metal molar ratio of 80, a glucaric acid yield of 50% was attained after 10 h from the oxidation of commercial glucose (free of impurities), and the catalyst was completely reusable. Regarding impurities, in individual studies dealing with only one type of impurity, it was demonstrated that acids (mainly sulfuric or acetic acid) did not influence gluconic acid production, but the glucaric acid yield was slightly lower. This could indicate that these acids favour side reactions from glucaric acid. The inhibitory effect of

furanic compounds was more evident, with a 3 h delay in the maximum production of gluconic acid and a final glucaric acid yield of 40%. In the presence of cellobiose as a disaccharide residue, the oxidation of gluconic acid to glucaric acid was not complete after 24 h, and the glucaric acid yield was slightly lower after 8 h of reaction.

A techno-economic and lifecycle assessment of the production of glucaric acid from corn stover biomass has demonstrated that both routes are economically viable, leading to minimum selling prices of glucaric acid of $\sim \$2.53 \text{ kg}^{-1}$ and $\sim \$2.91 \text{ kg}^{-1}$ for the heterogeneous catalytic process and the homogeneous glucose oxidation route, respectively.⁶¹⁴ The heterogeneous process is accomplished in the presence of a 5 wt% Pt/C catalyst, using air at pressures of 3.5–4.0 MPa and temperatures of 353–363 K, with glucaric acid yields of 50–60%. Concerning the homogeneous process, nitric acid was used as the catalyst at a relatively low temperature of 298–313 K in a reactor pressurised at 0.1–0.2 MPa with air. It was concluded that the heterogeneous catalytic oxidation process achieves a 22% lower environmental impact than the homogeneous process.

The economic viability of energy self-sufficient biorefineries for processing sugarcane lignocelluloses into sorbitol or glucaric acid and electricity has been evaluated by Kapanji *et al.*⁶¹⁵ However, they faced the challenge of limited information available in the public domain concerning glucaric acid production due to proprietary rights.

In summary, the production of glucaric acid through green routes such as heterogeneous catalysis is still in its infancy, and considerable efforts must be devoted to substitute the current commercial technology based on the use of nitric acid. The main drawback to overcome is related to the actual selectivity of the proposed catalysts and their stability during the reutilisation tests, since glucaric acid is produced from gluconic acid oxidation as an oxidised intermediate product from glucose. However, there are several mechanistic pathways, favouring the degradation of gluconic and glucaric acids into low-molecular-weight acids (Fig. 27). Moreover, the direct transformation of lignocellulosic glucose into glucaric acid using catalytic technologies requires further development, especially in the case of much cheaper agroresidues that would reduce the cost of the glucaric acid.

5. Concluding remarks and future general prospects

In this review, the most relevant technical aspects of the chemocatalytic technologies needed for the synthesis of carbonylic acid monomers have been comprehensively described. The levels of comprehensiveness of the different technologies described in this review are very dissimilar; some of the processes have very high technological readiness levels (TRLs) and are close to commercialisation like adipic acid production from glucose (Rennovia's process) or FDCA synthesis from glucose (Avantium's process). Some other processes displayed very low TRLs, and only promising catalytic technologies have been identified so far; this is the case for maleic acid, acrylic acid



and lactic acid, just to mention a few. In other cases, catalysts with enough selectivity and robustness (mostly in the presence of a real feedstock and recycling impurities) have not yet been developed, and there is still a great deal of investigation to be done.

Nonetheless, a wide variety of catalysts have already been studied for all processes described in this review, and the main features of the active sites have been revealed. Further investigation must be supported by these previous results, and any new catalysts proposed must be benchmarked with these technologies that have already demonstrated good performance. Specific guidelines for future investigations to cope with the weaknesses already identified have been briefly discussed in each section of this manuscript. Next, the main guidelines for future studies, common to all the technologies, are discussed.

Considering the high risk of new technologies, reducing the overall number of steps should be a goal. Moreover, a holistic and more integral approach is needed. Thus, the catalytic process for the synthesis of a monomer must be compatible with the preceding processes required for the chemical platform on which the monomer is synthesised (monomer precursor) and with the final polymerisation reaction. And all the catalytic steps must be suitably integrated with the purification and separation steps, which usually contribute greatly to the final cost of the products.

One of the first options for improving productivity is to utilise more concentrated solutions. A rapid look at the tables and the column of tables giving the wt% of the substrate used in the reactions tells us that many studies used very dilute feeds, often below 5 wt%. Obtaining similar results at higher concentrations (above 10 wt%) is needed. An additional positive outcome is that separation and purification processes needed to obtain high-grade monomers are more productive and cost-effective with high-concentration solutions, as capital and energy costs are typically reduced. However, working with concentrated solutions increases the concentration of impurities which maximises the side reactions associated with the higher concentration of reactants and intermediates and makes the deactivation phenomena more intense. In addition, mass and heat transfer may become more problematic. Besides, in many cases, the surface of the catalyst can get saturated with reactants, and then the reaction rate does not depend on their concentration; in these cases, to reach similar conversion, the temperature and pressure of the reaction may have to be increased to compensate for the increase in the concentration of reactant, and this may also come with undesirable side reactions, lower selectivity and faster deactivation of the catalyst. The other possibilities, *i.e.*, maintaining the catalyst/substrate ratio or increasing the contact time, both adversely impact the cost and the productivity of the process. Consequently, the catalysts must be redesigned to mitigate these problems.

Productivity in laboratory investigations can also be improved by using fixed bed reactors under continuous flow conditions instead of the widespread utilisation of batch reactors. Using fixed bed reactors is a straightforward method of increasing the substrate/catalyst mass ratio and, consequently, the productivity (space-time yield).⁶¹⁶ Moreover, the scaling of a process to an

industrial level of operation likely requires flow operation. Another advantage of fixed reactors is that different reaction conditions can be set along the reactor, which facilitates the integration of the process.^{462,617,618} Studies with dilute solutions using batch reactors are suitable for rapid screening of families of catalysts and improving the understanding of the reaction (reaction orders, kinetic parameters, reaction pathways, *etc.*), but when one needs to improve the productivity and to truly assess the performance and robustness of a catalytic technology, one has to use continuous flows of concentrated solutions (well above 10 wt%, if possible) for long reaction times (weeks rather than days). In summary, closing the gap between using dilute solutions in batch reactors and concentrated solutions in flow operation is essential for improving productivity.

In the best-case scenario, the production of a monomer entails only two reaction steps: first, the production of the monomer precursor from the biomass; and, second, the transformation of the precursor into the monomer. However, in most cases, the process requires more complex reaction schemes involving multiple steps that complicate the practical implementation and economic viability of the process. Research must be directed toward integrating, or at least simplifying, the reaction scheme for producing the precursor and the monomer.

Thus, for example, correct selection of the solvent(s) used in the synthesis of the monomer precursor can be one of the drivers for simplification. The solvents must be renewable or, at least, green, but a good option is to conduct the reaction for the synthesis of the monomer in the same solvent(s) used for the synthesis of its precursor. It would be especially interesting to conduct research with solvents that have shown the capacity to fractionate lignocellulose into its main components: sugars (from cellulose and hemicellulose) and lignin.⁶¹⁹ If the reaction conditions for the processes are similar, the investigation must be completed by integrating both steps in a cascade reaction scheme, designing bifunctional catalysts, or by using fixed bed reactors with different reaction conditions and/or catalyst beds in different zones of the reactor.⁶¹⁷

The investigation must also move from high-grade precursors, easily available on the market, to low-grade precursors. Most of the catalytic technologies discussed in this review use high grade precursors. Removing problematic impurities implies extensive purification steps (distillation, precipitation, recrystallisation, extractions with solvent, *etc.*) that are frequently complex, energy-demanding and expensive. Besides, the transformation of the precursor into the monomer is frequently conducted in the liquid phase; therefore, it does not make much sense to remove a solvent if the precursor will later be dissolved in another solvent (furthermore, once the carboxylic acid is produced, another purification is required to remove impurities incompatible with the polymerisation reaction and/or detrimental to the performance of the polymer). Using the same solvent in both processes allows for the integration and intensification of the synthesis of the precursor and its transformation into the carboxylic acid. Consequently, productivity will increase and purification steps will be simplified. This entails a search for catalysts that are compatible with the solvent and the higher



levels of impurities associated with relatively low-grade monomer precursors.

A last comment about the nature of the catalysts: this review has been directed at reusable catalysts. The easiest approach is to use solid catalysts that can be easily separated from the batch reaction medium or effortlessly loaded into a fixed bed reactor. However, in some cases, the performance of heterogeneous catalysts has not reached that of homogeneous ones. A solution is to heterogenise the homogeneous catalysts by supporting them on stable supports; this research is yet to be done.

Some of the monomers described in this review are drop-in monomers, that is, they are currently derived from oil by means of efficient and mature petrochemical processes. Processes from biomass conversion still need to improve their carbon efficiency (high selectivity), productivity (high volumetric-space velocity, high reagent concentration), and separation and/or purification protocols to minimise costs. In this context, it is also worth mentioning that with biomass, the starting C/O atomic ratio is 1 (carbohydrates) or slightly lower (lignin), but at the end, the ratio of the product is often larger than 1. Consequently, the weight-to-weight conversion is negative, unlike that for oil-derived processes which is positive. All of these drawbacks must be confronted and mitigated for a biomass pathway to be economically competitive.

Techno-economic evaluations provide information about the economic viability of biomass-derived processes in comparison with that of petrochemical processes. These evaluations not only give the final cost of the product but also identify bottlenecks in its economic viability and, consequently, are indispensable tools to direct future investigations for improving the competitiveness of a process.^{376,395,484} The catalyst alone, very often, is not the critical economic aspect but it is always at the heart of the technical viability. Any modification of the process must be compatible with the catalytic technology or prompt the development of a new technology congruent with the modifications. In the case of having different renewable technologies for the synthesis of renewable carboxylic acids, techno-economic evaluation is also vital for selecting the most viable technology. Surprisingly, there is a lack of techno-economic evaluations of biomass-derived monomer production processes, which must be corrected without delay. The studies should be done by multidisciplinary teams combining direct lab results with techno-economic calculations. While the utilisation of the literature is suitable, it has to be done carefully to avoid oversimplifications; for example, by extrapolating economic evaluations and applying them to different catalytic processes or assuming that the catalysts performance will not change upon modification of a process, *i.e.*, changing the solvent or concentration. In addition, these studies should always provide a list of assumptions, including the most relevant information used in the calculations, so the readers are able to judge the study and easily select the assumptions that must be modified according to their own experience and results.

Finally, it must be clearly stated that a renewable origin of carboxylic acids does not imply their environmental sustainability. Comparative life cycle analysis (LCA) between the

biomass and petrochemical processes inventories the environmental impacts of both routes. In the case of an unfavourable impact, whichever the approach is (from cradle to grave, gate to gate, Eco-LCA, *etc.*), LCA identifies the parts of a process with the highest impact that, consequently, must be first confronted and mitigated.^{614,620–622} Therefore, LCA may also have an effect on the modification of catalytic technology or even call for the development of new technologies so that environmental viability is accomplished. Again, as for the economic evaluation, the LCAs of the processes used for the synthesis of carboxylic acids are unexpectedly scarce, and this must be corrected. Future investigations must concentrate on developing new catalysts that cope with the environmental drawbacks detected in LCAs.

Acronyms

11-DHA	1,1-Dihydroxy acetone
2-HAC	2-Hydroxy acrolein
3-HPA	3-Hydroxypropionic acid
3DG	3-Deoxyglucosone
3DX	3-Deoxyxylosone
5-HMF	5-Hydroxymethyl furfural
AdA	Adipic acid
AcOH	Acetic acid
AcryA	Acrylic acid
BDO	1,4-Butanediol
BHMF	2,5-Bishydroxymethylfuran
BTX	Benzene, toluene and xylene
B-V	Baeyer–Villiger
<i>c,c</i> -MA	<i>cis,cis</i> -Muconic acid
CMF	Chloromethylfurfural
CP	Cyclopentanone
DA	Diels–Alder reaction
DALA	δ -Aminolevulinic acid
DAP	Dimethyl adipate
DFF	2,5-Diformylfuran
DHA	Dihydroxy acetone
DMC	Dimethyl carbonate
DMF	2,5-Dimethylfuran
DMSO	Dimethyl sulfoxide
DPA	Diphenolic acid
DTBPX	Di- <i>tert</i> -butylphosphino- <i>o</i> -xylene
EFAL	Extra-framework aluminium
EGL	Ethyl glucarate-6,6-lactonate
EtOH	Ethanol
FAc	Formic acid
FCA	5-Formyl-furandicarboxylic acid
FDCA	2,5-Furandicarboxylic acid
FDME	Furandicarboxylic methyl esters
FUR	Furfural
GA	Glycolic acid
GADMA	Glycolaldehyde dimethyl acetal
GAL	Glycolaldehyde
GLA	Glyceraldehyde
GLU	Glucose



GLY	Glycerol
GVL	γ -Valerolactone
HFCA	5-Hydroxymethyl-2-furancarboxylic acid, also known as 5-hydroxymethyl furoic acid
HFONE	5-Hydroxy-furan-2(5H)-one, also known as 5-hydroxyfuranone
IPA	Isophthalic acid
KA-oil	Ketone-alcohol oil
LA	Lactic acid
LCA	Life cycle analysis
LEVA	Levulinic acid
MA	Maleic anhydride
MAc	Maleic acid
MeOH	Methanol
MDG	Methyl-3-deoxygluconate
MDHP	Methyl-2,5-dihydroxypent-3-enoate
ML	Methyl lactate
MMF	Methoxymethylfurfural
MMHB	Methyl-4-methoxy-2-hydroxybutanoate
MTA	Methanol to aromatics
MTHH	Methyl-2,5,6-trihydroxyhex-3-enoate
MOF	Metal organic frameworks
MSA	Methanesulfonic acid
MVG	Methyl vinyl glycolate
ODCB	<i>o</i> -Dichlorobenzene
PAL	Pyruvaldehyde
PAL-MHA	Pyruvaldehyde methyl hemiacetal
PADA	Pyruvaldehyde dimethyl acetal
PBT	Polybutylene terephthalate
PEF	Polyethylene furoate
PET	Polyethylene terephthalate
PHA	Poly(hydroxy alkanooates)
PLA	Poly(lactic acid)
POM	Polyoxymetalates
PVA	Poly(vinyl alcohol)
pX	<i>para</i> -Xylene
STY	Space-time yield
THFDCA	Tetrahydrofuran-2,5-dicarboxylic acid
THFDM	Tetrahydro-2,5-furandimethanol
TMP	1,1,2,2-Tetramethoxypropane
TOF	Turnover frequency
TPA	Terephthalic acid
<i>t,t</i> -MA	<i>trans,trans</i> -Muconic acid

ERDF (European Regional Development Fund), grant number S2018/EMT-4344 (BIOTRES-CM).

Notes and references

- 1 The Basics: Polymer Definition and Properties, <https://plastics.americanchemistry.com/plastics/The-Basics/>, accessed 11 February 2020.
- 2 Plastics – the Facts. https://www.plasticseurope.org/application/files/6315/4510/9658/Plastics_the_facts_2018_AF_web.pdf, 2018.
- 3 <https://www.textileworld.com/textile-world/fiber-world/2015/02/man-made-fibers-continue-to-grow/>, <https://www.textileworld.com/textile-world/fiber-world/2015/02/man-made-fibers-continue-to-grow/>.
- 4 Is burning plastic waste a good idea? <https://www.nationalgeographic.com/environment/2019/03/should-we-burn-plastic-waste/#close>, accessed 11 February 2020.
- 5 R. Verma, K. S. Vinoda, M. Papireddy and A. N. S. Gowda, *Procedia Environ. Sci.*, 2016, **35**, 701–708.
- 6 C. J. Rhodes, *Sci. Prog.*, 2019, **102**, 218–248.
- 7 S. Lambert and M. Wagner, *Chem. Soc. Rev.*, 2017, **46**, 6855–6871.
- 8 X. Zhang, M. Fevre, G. O. Jones and R. M. Waymouth, *Chem. Rev.*, 2018, **118**, 839–885.
- 9 Y. Zhu, C. Romain and C. K. Williams, *Nature*, 2016, **540**, 354–362.
- 10 G. Q. Chen and M. K. Patel, *Chem. Rev.*, 2012, **112**, 2082–2099.
- 11 R. De Clercq, M. Dusselier and B. F. Sels, *Green Chem.*, 2017, **19**, 5012–5040.
- 12 I. Delidovich, P. J. C. Hausoul, L. Deng, R. Pfützenreuter, M. Rose and R. Palkovits, *Chem. Rev.*, 2016, **116**, 1540–1599.
- 13 F. H. Isikgor and C. R. Becer, *Polym. Chem.*, 2015, **6**, 4497–4559.
- 14 C. Ablasser, A. Hilger and O. Hinrichsen, *Chem. Ing. Tech.*, 2014, **86**, 1948–1953.
- 15 M. Hong and E. Y. X. Chen, *Green Chem.*, 2017, **19**, 3692–3706.
- 16 C. Alberti, R. Figueira, M. Hofmann, S. Koschke and S. Enthaler, *ChemistrySelect*, 2019, **4**, 12638–12642.
- 17 A. R. Rahimi and J. M. García, *Nat. Rev. Chem.*, 2017, **1**, 1–11.
- 18 C. Jehanno, M. M. Pérez-Madrugal, J. Demarteau, H. Sardon and A. P. Dove, *Polym. Chem.*, 2019, **10**, 172–186.
- 19 https://www.biobasedconsultancy.com/uploads/files/InnProBio_Factsheet_n3.pdf, accessed 11 February 2020.
- 20 European Bioplastics, Accountability is key, Environmental Communication Guide for Bioplastics, https://docs.european-bioplastics.org/publications/EUBP_Environmental_communications_guide.pdf.
- 21 2016 Bio-based Building Blocks and Polymers, http://www.bio-based.eu/market_study/media/16-12-16-Bio-based-Building-Blocks-and-Polymers-short-version.pdf, 2017.
- 22 B. M. Stadler, C. Wulf, T. Werner, S. Tin and J. G. de Vries, *ACS Catal.*, 2019, **9**, 8012–8067.
- 23 S. Li, W. Deng, S. Wang, P. Wang, D. An, Y. Li, Q. Zhang and Y. Wang, *ChemSusChem*, 2018, **11**, 1995–2028.

Conflicts of interest

There are no conflicts to declare.

Acknowledgements

Financial support from the Spanish Ministry of Research, Innovation (MICINN) (RTI2018-094918-B-C41, RTI2018-094918-B-C42 and RTI2018-094918-B-C44), is gratefully acknowledged. This research was funded by Comunidad de Madrid (Spain) and



- 24 L. Salusjärvi, S. Havukainen, O. Koivistoinen and M. Toivari, *Appl. Microbiol. Biotechnol.*, 2019, **103**, 2525–2535.
- 25 C. Du, J. Sabirova, W. Soetaert and S. Ki Carol Lin, *Curr. Chem. Biol.*, 2012, **6**, 14–25.
- 26 M. Winnacker, *Eur. J. Lipid Sci. Technol.*, 2019, **121**, 1900101.
- 27 Y. Chen, S.-T. Hung, E. Chou and H.-S. Wu, *Mini. Rev. Org. Chem.*, 2017, **15**, 105–121.
- 28 Z. Luo, Y. Wu, Z. Li and X. J. Loh, *Biotechnol. J.*, 2019, **1900283**, 1900283.
- 29 M. Dusselier, P. Van Wouwe, A. Dewaele, E. Makshina and B. F. Sels, *Energy Environ. Sci.*, 2013, **6**, 1415–1442.
- 30 J. M. Luengo, B. García, A. Sandoval, G. Naharro and E. R. Olivera, *Curr. Opin. Microbiol.*, 2003, **6**, 251–260.
- 31 P. R. Gruber, E. S. Hall, J. J. Kolstad, M. L. Iwen, R. D. Benson and R. L. Borchardt, US5247059A, 1993.
- 32 G. Q. Chen, *Chem. Soc. Rev.*, 2009, **38**, 2434–2446.
- 33 R. G. Hill, *Biomaterials, Artificial Organs and Tissue Engineering*, Elsevier Inc., 2005, pp. 97–106.
- 34 Z. Zhang, O. Ortiz, R. Goyal and J. Kohn, *Principles of Tissue Engineering*, Elsevier Inc., 4th edn, 2013, pp. 441–473.
- 35 C. C. Chu, *Biotextiles As Medical Implants*, Elsevier Inc., 2013, pp. 275–334.
- 36 X. Hua, R. Cao, X. Zhou and Y. Xu, *Bioresour. Technol.*, 2018, **268**, 402–407.
- 37 K. Miltenberger, *Ullmann's Encycl. Ind. Chem.*, 2000, 481–492.
- 38 M. Shattuck, US2443482A, 1948.
- 39 H. Klug, DE2810906A1, 1979.
- 40 H. S. Kambo, J. Minaret and A. Dutta, *Waste Biomass Valorization*, 2018, **9**, 1181–1189.
- 41 G. Nazeri, S. B. Liaw, Y. Yu and H. Wu, *Fuel*, 2018, **218**, 174–178.
- 42 N. Candu, F. Anita, I. Podolean, B. Cojocaru, V. I. Parvulescu and S. M. Coman, *Green Process. Synth.*, 2017, **6**, 255–264.
- 43 C. Guarín, L. Gavilà, M. Constantí and F. Medina, *Chem. Eng. Sci.*, 2018, **179**, 83–91.
- 44 J. Zhang, X. Liu, M. Sun, X. Ma and Y. Han, *ACS Catal.*, 2012, **2**, 1698–1702.
- 45 A. Bayu, S. Karnjanakom, A. Yoshida, K. Kusakabe, A. Abudula and G. Guan, *Catal. Today*, 2019, **332**, 28–34.
- 46 M. Sankar, N. Dimitratos, D. W. Knight, A. F. Carley, R. Tiruvalam, C. J. Kiely, D. Thomas and G. J. Hutchings, *ChemSusChem*, 2009, **2**, 1145–1151.
- 47 A. Takagaki, A. Tsuji, S. Nishimura and K. Ebitani, *Chem. Lett.*, 2011, **40**, 150–152.
- 48 X. Dai, S. Adomeit, J. Rabeah, C. Kreyenschulte, A. Brückner, H. Wang and F. Shi, *Angew. Chem., Int. Ed.*, 2019, **58**, 5251–5255.
- 49 P. Y. Dapsens, C. Mondelli, B. T. Kusema, R. Verel and J. Pérez-Ramírez, *Green Chem.*, 2014, **16**, 1176–1186.
- 50 G. Rychen, G. Aquilina, G. Azimonti, V. Bampidis, M. de L. Bastos, G. Bories, A. Chesson, P. S. Cocconcelli, G. Flachowsky, B. Kolar, M. Kouba, M. López-Alonso, S. López Puente, A. Mantovani, B. Mayo, F. Ramos, M. Saarela, R. E. Villa, R. J. Wallace, P. Wester, A. Lundebye, C. Nebbia, D. Renshaw, M. L. Innocenti and J. Gropp, *Safety of lactic acid and calcium lactate when used as technological additives for all animal species*, John Wiley & Sons, Ltd, 2017, vol. 15.
- 51 C. S. Pomelli, C. Chiappe, F. Barontini, M. Puccini, M. Seggiani and S. Vitolo, *Clean Technol. Environ. Policy*, 2017, **19**, 259–267.
- 52 K. Butterwick and N. J. Lowe, *J. Am. Acad. Dermatol.*, 2009, **61**, 281–293.
- 53 R. A. A. Alsaheb, A. Aladdin, N. Z. Othman, R. A. Malek, O. M. Leng, R. Aziz, H. A. El Enshasy and H. A. El, *J. Chem. Pharm. Res.*, 2015, **7**, 729–735.
- 54 M. S. Lopes, A. L. Jardini and R. M. Filho, *Chem. Eng. Trans.*, 2014, **38**, 331–336.
- 55 L. T. Sin, A. R. Rahmat and W. A. W. A. Rahman, *Applications of Poly(lactic Acid)*, Elsevier, 2012.
- 56 Y. Hu, W. A. Daoud, K. K. L. Cheuk and C. S. K. Lin, *Materials*, 2016, **9**, 133.
- 57 P. VanWouwe, M. Dusselier, E. Vanleeuw and B. Sels, *ChemSusChem*, 2016, **9**, 907–921.
- 58 H. Tsuji, *Adv. Drug Delivery Rev.*, 2016, **107**, 97–135.
- 59 A. Komesu, J. A. R. de Oliveira, L. H. da Silva Martins, M. R. Wolf-Maciel and R. Maciel-Filho, *Lactic Acid Production to Purification: A Review*, 2017, vol. 12.
- 60 C. Miller, A. Fosmer, B. Rush, T. McMullin, D. Beacom and P. Suominen, *Comprehensive Biotechnology*, Elsevier Inc., 2nd edn, 2011, vol. 3, pp. 179–188.
- 61 E. Cubas-Cano, C. González-Fernández, M. Ballesteros and E. Tomás-Pejó, *Biofuels, Bioprod. Biorefin.*, 2018, **12**, 290–303.
- 62 K. Okano, T. Tanaka, C. Ogino, H. Fukuda and A. Kondo, *Appl. Microbiol. Biotechnol.*, 2010, **85**, 413–423.
- 63 G. Gómez Millán, S. Hellsten, J. Llorca, R. Luque, H. Sixta and A. M. Balu, *ChemCatChem*, 2019, **11**, 2022–2042.
- 64 G. Juodeikiene, D. Vidmantiene, L. Basinskiene, D. Cernauskas, E. Bartkiene and D. Cizeikiene, *Catal. Today*, 2015, **239**, 11–16.
- 65 A. G. Daful, K. Haigh, P. Vaskan and J. F. Görgens, *Food Bioprod. Process.*, 2016, **99**, 58–70.
- 66 A. Gezae Daful and J. F. Görgens, *Chem. Eng. Sci.*, 2017, **162**, 53–65.
- 67 Y. Zhang, Z. Shen, X. Zhou, M. Zhang and F. Jin, *Green Chem.*, 2012, **14**, 3285–3288.
- 68 H. Kishida, F. Jin, Z. Zhou, T. Moriya and H. Enomoto, *Chem. Lett.*, 2005, **34**, 1560–1561.
- 69 C. A. Ramírez-López, J. R. Ochoa-Gómez, M. Fernández-Santos, O. Gómez-Jiménez-Aberasturi, A. Alonso-Vicario and J. Torrecilla-Soria, *Ind. Eng. Chem. Res.*, 2010, **49**, 6270–6278.
- 70 T. Shimanouchi, S. Ueno, K. Shidahara and Y. Kimura, *Chem. Lett.*, 2014, **43**, 535–537.
- 71 X. Jin, D. Roy, P. S. Thapa, B. Subramaniam and R. V. Chaudhari, *ACS Sustainable Chem. Eng.*, 2013, **1**, 1453–1462.
- 72 H. Yin, C. Zhang, H. Yin, D. Gao, L. Shen and A. Wang, *Chem. Eng. J.*, 2016, **288**, 332–343.
- 73 Z. Jiang, Z. Zhang, T. Wu, P. Zhang, J. Song, C. Xie and B. Han, *Chem. – Asian J.*, 2017, **12**, 1598–1604.
- 74 R. Abdullah, S. N. Mohamed Saleh, K. Embong and A. Z. Abdullah, *Chem. Eng. Commun.*, 2019, 1–31.



- 75 T. Ntho, J. Aluha, P. Gqogqa, M. Raphulu and G. Patrick, *React. Kinet. Mech. Catal.*, 2013, **109**, 133–148.
- 76 Z. Yuan, Z. Gao and B. Q. Xu, *Cuihua Xuebao*, 2015, **36**, 1543–1551.
- 77 T. Komanoya, H. Kobayashi, K. Hara, W. J. Chun and A. Fukuoka, *J. Energy Chem.*, 2013, **22**, 290–295.
- 78 R. K. P. Purushothaman, J. Van Haveren, A. Mayoral, I. Melián-Cabrera and H. J. Heeres, *Top. Catal.*, 2014, **57**, 1445–1453.
- 79 R. K. Pazhavelikkakath Purushothaman, J. Van Haveren, I. Melián-Cabrera, E. R. H. Van Eck and H. J. Heeres, *ChemSusChem*, 2014, **7**, 1140–1147.
- 80 H. J. Cho, C. C. Chang and W. Fan, *Green Chem.*, 2014, **16**, 3428–3433.
- 81 T. Lu, X. Fu, L. Zhou, Y. Su, X. Yang, L. Han, J. Wang and C. Song, *ACS Catal.*, 2017, **7**, 7274–7284.
- 82 J. Li, D. Li, C. L. Liu, C. Xu and W. S. Dong, *J. Chem. Technol. Biotechnol.*, 2019, **94**, 1958–1967.
- 83 Z. Tang, S. L. Fiorilli, H. J. Heeres and P. P. Pescarmona, *ACS Sustainable Chem. Eng.*, 2018, **6**, 10923–10933.
- 84 L. Zhou, Y. Xu, X. Yang, T. Lu and L. Han, *Energy Convers. Manage.*, 2019, **196**, 277–285.
- 85 M. Tao, X. Yi, I. Delidovich, R. Palkovits, J. Shi and X. Wang, *ChemSusChem*, 2015, **8**, 4195–4201.
- 86 M. Tao, D. Zhang, X. Deng, X. Li, J. Shi and X. Wang, *Chem. Commun.*, 2016, **52**, 3332–3335.
- 87 M. Tao, D. Zhang, H. Guan, G. Huang and X. Wang, Designation of highly efficient catalysts for one pot conversion of glycerol to lactic acid, *Sci. Rep.*, 2016, **6**, 29840.
- 88 A. Villa, G. M. Veith and L. Prati, *Angew. Chem., Int. Ed.*, 2010, **49**, 4499–4502.
- 89 R. De Clercq, M. Dusselier and B. F. Sels, *Reaction Pathways and Mechanisms in Thermocatalytic Biomass Conversion I: Cellulose Structure, Depolymerization and Conversion by Heterogeneous Catalysts*, Springer, Singapore, 2015, pp. 27–55.
- 90 S. Sen Liu, K. Q. Sun and B. Q. Xu, *ACS Catal.*, 2014, **4**, 2226–2230.
- 91 A. Bayu, A. Abudula and G. Guan, *Fuel Process. Technol.*, 2019, **196**, 106162.
- 92 T. R. Carlson, J. Jae, Y. C. Lin, G. A. Tompsett and G. W. Huber, *J. Catal.*, 2010, **270**, 110–124.
- 93 F. Jin and H. Enomoto, *Energy Environ. Sci.*, 2011, **4**, 382–397.
- 94 X. Yan, F. Jin, K. Tohji and H. Enomoto, *AIP Conf. Proc.*, 2007, **898**, 182–185.
- 95 L. Li, F. Shen, R. L. Smith and X. Qi, *Green Chem.*, 2017, **19**, 76–81.
- 96 X. Yan, F. Jini, A. Kishita, H. Enomoto and K. Tohji, *AIP Conf. Proc.*, 2008, **987**, 50–53.
- 97 X. Yan, F. Jin, K. Tohji, T. Moriya and H. Enomoto, *J. Mater. Sci.*, 2007, **42**, 9995–9999.
- 98 C. A. Ramírez-López, J. R. Ochoa-Gómez, S. Gil-Río, O. Gómez-Jiménez-Aberasturi and J. Torrecilla-Soria, *J. Chem. Technol. Biotechnol.*, 2011, **86**, 867–874.
- 99 Z. Huo, Y. Fang, D. Ren, S. Zhang, G. Yao, X. Zeng and F. Jin, *ACS Sustainable Chem. Eng.*, 2014, **2**, 2765–2771.
- 100 C. Sánchez, I. Egtüés, A. García, R. Llano-Ponte and J. Labidi, *Chem. Eng. J.*, 2012, **181–182**, 655–660.
- 101 F. Wang, Y. Wang, F. Jin, G. Yao, Z. Huo, X. Zeng and Z. Jing, *Ind. Eng. Chem. Res.*, 2014, **53**, 7939–7946.
- 102 H. Choudhary, S. Nishimura and K. Ebitani, *Appl. Catal., B*, 2015, **162**, 1–10.
- 103 D. Esposito and M. Antonietti, *ChemSusChem*, 2013, **6**, 989–992.
- 104 M. Xia, W. Dong, M. Gu, C. Chang, Z. Shen and Y. Zhang, *RSC Adv.*, 2018, **8**, 8965–8975.
- 105 S. Li, W. Deng, Y. Li, Q. Zhang and Y. Wang, *J. Energy Chem.*, 2019, **32**, 138–151.
- 106 R. S. Assary and L. A. Curtiss, *Energy Fuels*, 2012, **26**, 1344–1352.
- 107 M. S. Holm, Y. J. Pagán-Torres, S. Saravanamurugan, A. Riisager, J. A. Dumesic and E. Taarning, *Green Chem.*, 2012, **14**, 702–706.
- 108 B. D. Montejo-Valencia and M. C. Curet-Arana, *J. Phys. Chem. C*, 2019, **123**, 3532–3540.
- 109 M. Moliner, Y. Román-Leshkov and M. E. Davis, *Proc. Natl. Acad. Sci. U. S. A.*, 2010, **107**, 6164–6168.
- 110 M. S. Holm, S. Saravanamurugan and E. Taarning, *Science*, 2010, **328**, 602–605.
- 111 Y. Wang, W. Deng, B. Wang, Q. Zhang, X. Wan, Z. Tang, Y. Wang, C. Zhu, Z. Cao, G. Wang and H. Wan, *Nat. Commun.*, 2013, **4**, 2141, DOI: 10.1038/ncomms3141.
- 112 X. Lei, F. F. Wang, C. L. Liu, R. Z. Yang and W. S. Dong, *Appl. Catal., A*, 2014, **482**, 78–83.
- 113 Y. Yan, L. Feng, G. Li, S. Lin, Z. Sun, Y. Zhang and Y. Tang, *Borate-stabilized transformation of C6 aldose to C4 aldose*, 2017.
- 114 J. Wang, G. Yao and F. Jin, *Mol. Catal.*, 2017, **435**, 82–90.
- 115 M. Dusselier, R. De Clercq, R. Cornelis and B. F. Sels, *Catal. Today*, 2017, **279**, 339–344.
- 116 P. Ferrini, J. Dijkmans, R. De Clercq, S. Van de Vyver, M. Dusselier, P. A. Jacobs and B. F. Sels, *Coord. Chem. Rev.*, 2017, **343**, 220–255.
- 117 W. N. P. Van Der Graaff, C. H. L. Tempelman, E. A. Pidko and E. J. M. Hensen, *Catal. Sci. Technol.*, 2017, **7**, 3151–3162.
- 118 C. M. Lew, N. Rajabbeigi and M. Tsapatsis, *Microporous Mesoporous Mater.*, 2012, **153**, 55–58.
- 119 H. J. Cho, P. Dornath and W. Fan, *ACS Catal*, 2014, **4**, 2029–2037.
- 120 P. Y. Dapsens, C. Mondelli, J. Jagielski, R. Hauert and J. Pérez-Ramírez, *Catal. Sci. Technol.*, 2014, **4**, 2302–2311.
- 121 A. Corma, L. T. Nemeth, M. Renz and S. Valencia, *Nature*, 2001, **412**, 423–425.
- 122 M. Renz, T. Blasco, A. Corma, V. Fornés, R. Jensen and L. Nemeth, *Chem. – Eur. J.*, 2002, **8**, 4708–4717.
- 123 S. Tolborg, A. Katerinopoulou, D. D. Falcone, I. Sádaba, C. M. Osmundsen, R. J. Davis, E. Taarning, P. Fristrup and M. S. Holm, *J. Mater. Chem. A*, 2014, **2**, 20252–20262.
- 124 C. Hammond, S. Conrad and I. Hermans, *Angew. Chem., Int. Ed.*, 2012, **51**, 11736–11739.
- 125 J. Dijkmans, J. Demol, K. Houthoofd, S. Huang, Y. Pontikes and B. Sels, *J. Catal.*, 2015, **330**, 545–557.



- 126 W. N. P. Van Der Graaff, G. Li, B. Mezari, E. A. Pidko and E. J. M. Hensen, *ChemCatChem*, 2015, **7**, 1152–1160.
- 127 P. Y. Dapsens, C. Mondelli and J. Pérez-Ramírez, *New J. Chem.*, 2016, **40**, 4136–4139.
- 128 P. Wolf, M. Valla, A. J. Rossini, A. Comas-Vives, F. Núñez-Zarur, B. Malaman, A. Lesage, L. Emsley, C. Copéret and I. Hermans, *Angew. Chem., Int. Ed.*, 2014, **53**, 10179–10183.
- 129 J. C. Vega-Vila, J. W. Harris and R. Gounder, *J. Catal.*, 2016, **344**, 108–120.
- 130 J. W. Harris, M. J. Cordon, J. R. Di Iorio, J. C. Vega-Vila, F. H. Ribeiro and R. Gounder, *J. Catal.*, 2016, **335**, 141–154.
- 131 J. Dijkmans, M. Dusselier, W. Janssens, M. Trekels, A. Vantomme, E. Breynaert, C. Kirschhock and B. F. Sels, *ACS Catal.*, 2016, **6**, 31–46.
- 132 B. D. Montejo-Valencia, J. L. Salcedo-Pérez and M. C. Curet-Arana, *J. Phys. Chem. C*, 2016, **120**, 2176–2186.
- 133 R. Bermejo-Deval, M. Orazov, R. Gounder, S. J. Hwang and M. E. Davis, *ACS Catal.*, 2014, **4**, 2288–2297.
- 134 S. Li, T. Josephson, D. G. Vlachos and S. Caratzoulas, *J. Catal.*, 2017, **355**, 11–16.
- 135 S. G. Elliot, E. Taarning, R. Madsen and S. Meier, *ChemCatChem*, 2018, **10**, 1414–1419.
- 136 G. Qi, Q. Wang, J. Xu, Q. Wu, C. Wang, X. Zhao, X. Meng, F. Xiao and F. Deng, *Commun. Chem.*, 2018, **1**.
- 137 C. M. Osmundsen, M. Spangsborg Holm, S. Dahl and E. Taarning, *Proc. R. Soc. London, Ser. A*, 2012, **468**, 2000–2016.
- 138 Q. Guo, F. Fan, E. A. Pidko, W. N. P. Van Der Graaff, Z. Feng, C. Li and E. J. M. Hensen, *ChemSusChem*, 2013, **6**, 1352–1356.
- 139 I. Tosi, A. Sacchetti, J. S. Martinez-Espin, S. Meier and A. Riisager, *Top. Catal.*, 2019, **62**, 628–638.
- 140 X. Yang, J. Bian, J. Huang, W. Xin, T. Lu, C. Chen, Y. Su, L. Zhou, F. Wang and J. Xu, *Green Chem.*, 2017, **19**, 692–701.
- 141 J. Zhang, L. Wang, G. Wang, F. Chen, J. Zhu, C. Wang, C. Bian, S. Pan and F. S. Xiao, *ACS Sustainable Chem. Eng.*, 2017, **5**, 3123–3131.
- 142 X. Yang, Y. Liu, X. Li, J. Ren, L. Zhou, T. Lu and Y. Su, *ACS Sustainable Chem. Eng.*, 2018, **6**, 8256–8265.
- 143 W. N. P. van der Graaff, C. H. L. Tempelman, F. C. Hendriks, J. Ruiz-Martinez, S. Bals, B. M. Weckhuysen, E. A. Pidko and E. J. M. Hensen, *Appl. Catal., A*, 2018, **564**, 113–122.
- 144 K. Nemoto, Y. Hirano, K. I. Hirata, T. Takahashi, H. Tsuneki, K. I. Tominaga and K. Sato, *Appl. Catal., B*, 2016, **183**, 8–17.
- 145 W. Deng, P. Wang, B. Wang, Y. Wang, L. Yan, Y. Li, Q. Zhang, Z. Cao and Y. Wang, *Green Chem.*, 2018, **20**, 735–744.
- 146 W. Dong, Z. Shen, B. Peng, M. Gu, X. Zhou, B. Xiang and Y. Zhang, *Sci. Rep.*, 2016, **6**, 26713, DOI: 10.1038/srep26713.
- 147 M. Xia, Z. Shen, S. Xiao, B. Yu Peng, M. Gu, W. Dong and Y. Zhang, *Appl. Catal., A*, 2019, **583**, 117126.
- 148 L. Zhou, L. Wu, H. Li, X. Yang, Y. Su, T. Lu and J. Xu, *J. Mol. Catal. A: Chem.*, 2014, **388–389**, 74–80.
- 149 J. Iglesias, J. Moreno, G. Morales, J. A. Meleró, P. Juárez, M. López-Granados, R. Mariscal and I. Martínez-Salazar, *Green Chem.*, 2019, **21**, 5876–5885.
- 150 I. Tosi, A. Riisager, E. Taarning, P. R. Jensen and S. Meier, *Catal. Sci. Technol.*, 2018, **8**, 2137–2145.
- 151 F. Wang, Y. Wen, Y. Fang and H. Ji, *ChemCatChem*, 2018, **10**, 4154–4161.
- 152 A. A. Marianou, C. M. Michailof, A. Pineda, E. F. Iliopoulou, K. S. Triantafyllidis and A. A. Lappas, *Appl. Catal., A*, 2018, **555**, 75–87.
- 153 M. S. Holm, S. Saravanamurugan and E. Taarning, *Science*, 2010, **328**, 602–605.
- 154 Y. Y. Sun, L. Shi, H. Wang, G. Miao, L. Kong, S. Li and Y. Y. Sun, *Sustain. Energy Fuels*, 2019, **3**, 1163–1171.
- 155 S. Tolborg, I. Sádaba, C. M. Osmundsen, P. Fristrup, M. S. Holm and E. Taarning, *ChemSusChem*, 2015, **8**, 613–617.
- 156 B. Murillo, A. Sánchez, V. Sebastián, C. Casado-Coterillo, O. de la Iglesia, M. P. López-Ram-de-Viu, C. Téllez and J. Coronas, *J. Chem. Technol. Biotechnol.*, 2014, **89**, 1344–1350.
- 157 J. Pang, M. Zheng, X. Li, L. Song, R. Sun, J. Sebastian, A. Wang, J. Wang, X. Wang and T. Zhang, *ChemistrySelect*, 2017, **2**, 309–314.
- 158 B. Murillo, B. Zornoza, O. De La Iglesia, C. Téllez and J. Coronas, *J. Catal.*, 2016, **334**, 60–67.
- 159 X. Lu, L. Wang and X. Lu, *Catal. Commun.*, 2018, **110**, 23–27.
- 160 B. Murillo, B. Zornoza, O. de la Iglesia, S. Wang, C. Serre, C. Téllez and J. Coronas, *Eur. J. Inorg. Chem.*, 2019, 2624–2629.
- 161 S. G. Elliot, S. Tolborg, R. Madsen, E. Taarning and S. Meier, *ChemSusChem*, 2018, **11**, 1198–1203.
- 162 R. Otomo, R. Kosugi, Y. Kamiya, T. Tatsumi and T. Yokoi, *Catal. Sci. Technol.*, 2016, **6**, 2787–2795.
- 163 S. Huang, K. L. Yang, X. F. Liu, H. Pan, H. Zhang and S. Yang, *RSC Adv.*, 2017, **7**, 5621–5627.
- 164 F. De Clippel, M. Dusselier, R. Van Rompaey, P. Vanelderden, J. Dijkmans, E. Makshina, L. Giebler, S. Oswald, G. V. Baron, J. F. M. Denayer, P. P. Pescarmona, P. A. Jacobs and B. F. Sels, *J. Am. Chem. Soc.*, 2012, **134**, 10089–10101.
- 165 R. M. West, M. S. Holm, S. Saravanamurugan, J. Xiong, Z. Beversdorf, E. Taarning and C. H. Christensen, *J. Catal.*, 2010, **269**, 122–130.
- 166 P. P. Pescarmona, K. P. F. Janssen, C. Delaet, C. Stroobants, K. Houthoofd, A. Philippaerts, C. De Jonghe, J. S. Paul, P. A. Jacobs and B. F. Sels, *Green Chem.*, 2010, **12**, 1083–1089.
- 167 L. Li, C. Stroobants, K. Lin, P. A. Jacobs, B. F. Sels and P. P. Pescarmona, *Green Chem.*, 2011, **13**, 1175–1181.
- 168 P. Y. Dapsens, B. T. Kusema, C. Mondelli and J. Pérez-Ramírez, *J. Mol. Catal. A: Chem.*, 2014, **388–389**, 141–147.
- 169 E. Taarning, S. Saravanamurugan, M. S. Holm, J. Xiong, R. M. West and C. H. Christensen, *ChemSusChem*, 2009, **2**, 625–627.
- 170 X. Yang, L. Wu, Z. Wang, J. Bian, T. Lu, L. Zhou, C. Chen and J. Xu, *Catal. Sci. Technol.*, 2016, **6**, 1757–1763.
- 171 K. D. Kim, Z. Wang, Y. Jiang, M. Hunger and J. Huang, *Green Chem.*, 2019, **21**, 3383–3393.
- 172 J. Wang, Y. Masui and M. Onaka, *Appl. Catal., B*, 2011, **107**, 135–139.
- 173 E. Pighin, V. K. Díez and J. I. Di Cosimo, *Appl. Catal., A*, 2016, **517**, 151–160.



- 174 E. Pighin, V. K. Díez and J. I. Di Cosimo, *Catal. Today*, 2017, **289**, 29–37.
- 175 E. A. Pighin, J. I. Di Cosimo and V. K. Díez, *Mol. Catal.*, 2018, **458**, 189–197.
- 176 X. Wang, Y. Song, L. Huang, H. Wang, C. Huang and C. Li, *Catal. Sci. Technol.*, 2019, **9**, 1669–1679.
- 177 X. Wang, Y. Song, C. Huang and B. Wang, *Sustainable Energy Fuels*, 2018, **2**, 1530–1541.
- 178 Z. Zhang and Z. Zhao, *Cuihua Xuebao*, 2011, **32**, 70–73.
- 179 X. Wang, F. Liang, C. Huang, Y. Li and B. Chen, *Catal. Sci. Technol.*, 2015, **5**, 4410–4421.
- 180 X. Wang, F. Liang, C. Huang, Y. Li and B. Chen, *Catal. Sci. Technol.*, 2016, **6**, 6551–6560.
- 181 H. S. Chen, A. Wang, H. Sorek, J. D. Lewis, Y. Román-Leshkov and A. T. Bell, *ChemistrySelect*, 2016, **1**, 4167–4172.
- 182 A. Bayu, A. Yoshida, S. Karnjanakom, K. Kusakabe, X. Hao, T. Prakoso, A. Abudula and G. Guan, *Green Chem.*, 2018, **20**, 4112–4119.
- 183 E. Jolimaitre, D. Delcroix, N. Essayem, C. Pinel and M. Besson, *Catal. Sci. Technol.*, 2018, **8**, 1349–1356.
- 184 Y. Hayashi and Y. Sasaki, *Chem. Commun.*, 2005, 2716–2718.
- 185 C. B. Rasrendra, B. A. Fachri, I. G. B. N. Makertihartha, S. Adisasmito and H. J. Heeres, *ChemSusChem*, 2011, **4**, 768–777.
- 186 S. Lux and M. Siebenhofer, *Chem. Biochem. Eng. Q.*, 2015, **29**, 575–585.
- 187 P. N. Paulino, R. F. Perez, N. G. Figueiredo and M. A. Fraga, *Green Chem.*, 2017, **19**, 3759–3763.
- 188 R. Cohen, C. R. Graves, S. B. T. Nguyen, J. M. L. Martin and M. A. Ratner, *J. Am. Chem. Soc.*, 2004, **126**, 14796–14803.
- 189 M. Morales, P. Y. Dapsens, I. Giovinazzo, J. Witte, C. Mondelli, S. Papadokostantakis, K. Hungerbühler and J. Pérez-Ramírez, *Energy Environ. Sci.*, 2015, **8**, 558–567.
- 190 L. T. Mika, E. Cséfalvay and Á. Németh, *Chem. Rev.*, 2018, **118**, 505–613.
- 191 T. Werpy and G. Petersen, *Top Value Added Chemicals from Biomass Volume I-Results of Screening for Potential Candidates from Sugars and Synthesis Gas*, US Department of Energy, Energy Efficiency and Renewable Energy, 2004.
- 192 S. Choi, C. W. Song, J. H. Shin and S. Y. Lee, *Metab. Eng.*, 2015, **28**, 223–239.
- 193 F. de Fouchecour, A.-K. Sanchez-Castañeda, C. Saulouberion and H. E. Spinnler, *Biotechnol. Adv.*, 2018, **36**, 1207–1222.
- 194 X. Jiang, X. Meng and M. Xian, *Appl. Microbiol. Biotechnol.*, 2009, **82**, 995–1003.
- 195 B. 2014, BASF, Cargill and Novozymes achieved another milestone in bio-based acrylic acid, <https://www.cargill.com/news/releases/2014/NA31686855.jsp>, accessed 3 January 2020.
- 196 C. Li, Q. Zhu, Z. Cui, B. Wang, Y. Fang and T. Tan, *Chem. Eng. Sci.*, 2018, **183**, 288–294.
- 197 C. Della Pina, E. Falletta and M. Rossi, *Green Chem.*, 2011, **13**, 1624–1632.
- 198 T. Li, S. Liu, B. Wang, J. Long, J. Jiang, P. Jin, Y. Fu, H. Yu and W. Yang, *Green Chem.*, 2019, **21**, 4434–4442.
- 199 D. J. Hayes, S. Fitzpatrick, M. H. B. Hayes and J. R. H. Ross, in *Biorefineries – Industrial Processes and Products*, ed. B. Kamm, P. R. Gruber and M. Kamm, Wiley-VCH Verlag GmbH & Co., 2006, vol. 1, pp. 139–164.
- 200 D. Hayes, *Optimal Use of DIBANET Feedstocks and Technologies*, 2013.
- 201 Y. Wang, F. Vogelgsang and Y. Román-Leshkov, *ChemCatChem*, 2015, **7**, 916–920.
- 202 D. Carnevali, M. G. Rigamonti, T. Tabanelli, G. S. Patience and F. Cavani, *Appl. Catal., A*, 2018, **563**, 98–104.
- 203 M. J. Fink and M. D. Mihovilovic, *Chem. Commun.*, 2015, **51**, 2874–2877.
- 204 Y.-Y. Liu, C.-X. Li, J.-H. Xu and G.-W. Zheng, *Efficient Synthesis of Methyl 3-Acetoxypropionate by a Newly Identified Baeyer-Villiger Monooxygenase*, 2019.
- 205 M. Dusselier, P. VanWouwe, F. deClippel, J. Dijkmans, D. W. Gammon and B. F. Sels, *ChemCatChem*, 2013, **5**, 569–575.
- 206 R. De Clercq, M. Dusselier, J. Dijkmans, R. I. Iacobescu, Y. Pontikes and B. F. Sels, *ACS Catal.*, 2015, **5**, 5803–5811.
- 207 W. R. Gunther, Y. Wang, Y. Ji, V. K. Michaelis, S. T. Hunt, R. G. Griffin and Y. Román-Leshkov, *Nat. Commun.*, 2012, **3**, 1109, DOI: 10.1038/ncomms2122.
- 208 A. Takagaki, S. Furusato, R. Kikuchi and S. T. Oyama, *ChemSusChem*, 2015, **8**, 3769–3772.
- 209 S. Lin, X. Guo, K. Qin, L. Feng, Y. Zhang and Y. Tang, *ChemCatChem*, 2017, **9**, 4179–4184.
- 210 S. Tolborg, S. Meier, S. Saravanamurugan, P. Fristrup, E. Taarning and I. Sádaba, *ChemSusChem*, 2016, **9**, 3054–3061.
- 211 S. G. Elliot, C. Andersen, S. Tolborg, S. Meier, I. Sádaba, A. E. Daugaard and E. Taarning, *RSC Adv.*, 2017, **7**, 985–996.
- 212 S. Tolborg, S. Meier, I. Sádaba, S. G. Elliot, S. K. Kristensen, S. Saravanamurugan, A. Riisager, P. Fristrup, T. Skrydstrup and E. Taarning, *Green Chem.*, 2016, **18**, 3360–3369.
- 213 J. J. Bozell, L. Moens, D. C. Elliott, Y. Wang, G. G. Neuenschwander, S. W. Fitzpatrick, R. J. Bilski and J. L. Jarnefeld, *Resour. Conserv. Recycl.*, 2000, **28**, 227–239.
- 214 C. Zúñiga, G. Lligadas, J. C. Ronda, M. Galià and V. Cádiz, *Polymer*, 2012, **53**, 1617–1623.
- 215 J. Ertl, E. Cerri, M. Rizzuto and D. Caretti, *AIP Conf. Proc.*, 2014, **1599**, 326–329.
- 216 H. R. Kricheldorf, R. Hobzova and G. Schwarz, *Polymer*, 2003, **44**, 7361–7368.
- 217 K. Yan, C. Jarvis, J. Gu and Y. Yan, *Renewable Sustainable Energy Rev.*, 2015, **51**, 986–997.
- 218 F. H. Isikgor and C. R. Becer, *Polym. Chem.*, 2015, **6**, 4497–4559.
- 219 F. D. Pileidis and M.-M. Titirici, *ChemSusChem*, 2016, **9**, 562–582.
- 220 D. W. Rackemann and W. O. Doherty, *Biofuels, Bioprod. Biorefin.*, 2011, **5**, 198–214.
- 221 R. Mariscal, P. Maireles-Torres, M. Ojeda, I. Sádaba and M. López Granados, *Energy Environ. Sci.*, 2016, **9**, 1144–1189.
- 222 M. J. Climent, A. Corma and S. Iborra, *Green Chem.*, 2011, **13**, 520.
- 223 Y. Guo, K. Li and J. H. Clark, *Green Chem.*, 2007, **9**, 839–841.



- 224 Y. Guo, K. Li, X. Yu and J. H. Clark, *Appl. Catal., B*, 2008, **81**, 182–191.
- 225 K. Li, J. Hu, W. Li, F. Ma, L. Xu and Y. Guo, *J. Mater. Chem.*, 2009, **19**, 8628–8638.
- 226 S. Van De Vyver, J. Geboers, S. Helsen, F. Yu, J. Thomas, M. Smet, W. Dehaen and B. F. Sels, *Chem. Commun.*, 2012, **48**, 3497–3499.
- 227 K. Shimizu, S. Kontani, S. Yamada, G. Takahashi, T. Nishiyama and A. Satsuma, *Appl. Catal., A*, 2010, **380**, 33–39.
- 228 S. Van De Vyver, J. Thomas, J. Geboers, S. Keyzer, M. Smet, W. Dehaen, P. A. Jacobs and B. F. Sels, *Energy Environ. Sci.*, 2011, **4**, 3601–3610.
- 229 H. F. Liu, F. X. Zeng, L. Deng, B. Liao, H. Pang and Q. X. Guo, *Green Chem.*, 2013, **15**, 81–84.
- 230 X. Xu, J. Lin and P. Cen, *Chin. J. Chem. Eng.*, 2006, **14**, 419–427.
- 231 Acrylic acid from glycerin, <https://ihsmarkit.com/products/chemical-technology-pep-acrylic-acid-from-glycerin-2011.html>.
- 232 F. T. Maler and W. Bayer, *Encycl. Chem. Process. Des.*, 1976, **1**, 401.
- 233 N. Kurata, T. Ohara and K. Oda, US3475488, 1969.
- 234 T. Ohara, T. Sato, N. Shimizu, G. Prescher, H. Schwind, O. Welberg, K. Marten and H. Greim, *Ullmann's Encyclopedia of Industrial Chemistry*, Wiley-VCH Verlag GmbH, 2003.
- 235 Acrylic Acid Production and Manufacturing Process, <https://www.icis.com/explore/resources/news/2007/11/01/9074872/acrylic-acid-production-and-manufacturing-process/>, accessed 28 December 2019.
- 236 J. C. Védrine, E. K. Novakova and E. G. Derouane, *Catal. Today*, 2003, **81**, 247–262.
- 237 M. M. Lin, *Appl. Catal., A*, 2001, **207**, 1–16.
- 238 E. K. Novakova, J. C. Védrine and E. G. Derouane, *J. Catal.*, 2002, **211**, 226–234.
- 239 T. Dishisha, S. H. Pyo and R. Hatti-Kaul, *Microb. Cell Fact.*, 2015, **14**, 1–11.
- 240 A. S. Paula, L. G. Possato, D. R. Ratero, J. Contro, K. Keinan-Adamsky, R. R. Soares, G. Goobes, L. Martins and J. G. Nery, *Microporous Mesoporous Mater.*, 2016, **232**, 151–160.
- 241 P. Mars and D. W. van Krevelen, *Chem. Eng. Sci.*, 1954, **3**, 41–59.
- 242 L. G. Possato, W. H. Cassinelli, T. Garetto, S. H. Pulcinelli, C. V. Santilli and L. Martins, *Appl. Catal., A*, 2015, **492**, 243–251.
- 243 J. Deleplanque, J. L. Dubois, J. F. Devaux and W. Ueda, *Catal. Today*, 2010, **157**, 351–358.
- 244 L. Shen, H. Yin, A. Wang, X. Lu and C. Zhang, *Chem. Eng. J.*, 2014, **244**, 168–177.
- 245 A. Chiericato, M. D. Soriano, F. Basile, G. Liosi, S. Zamora, P. Concepción, F. Cavani and J. M. López Nieto, *Appl. Catal., B*, 2014, **150–151**, 37–46.
- 246 K. Omata, K. Matsumoto, T. Murayama and W. Ueda, *Catal. Today*, 2016, **259**, 205–212.
- 247 M. B. dos Santos, H. M. C. Andrade and A. J. S. Mascarenhas, *Microporous Mesoporous Mater.*, 2019, **278**, 366–377.
- 248 M. M. Diallo, S. Laforge, Y. Pouilloux and J. Mijoin, *Catal. Commun.*, 2019, **126**, 21–25.
- 249 J. L. Dubois and G. Patience, US8530697B2, 2013.
- 250 A. Witsuthammakul and T. Sooknoi, *Appl. Catal., A*, 2012, **413–414**, 109–116.
- 251 P. Mäki-Arvela, I. L. Simakova, T. Salmi and D. Y. Murzin, *Chem. Rev.*, 2014, **114**, 1909–1971.
- 252 R. K. Grasselli and F. Trifirò, *Rend. Lincei*, 2017, **28**, 59–67.
- 253 D. Sun, Y. Yamada, S. Sato and W. Ueda, *Green Chem.*, 2017, **19**, 3186–3213.
- 254 G. Holmen, US2859240, 1958.
- 255 C. Yuan, H. Liu, Z. Zhang, H. Lu, Q. Zhu and Y. Chen, *Cuihua Xuebao*, 2015, **36**, 1861–1866.
- 256 Y. Matsuura, A. Onda, S. Ogo and K. Yanagisawa, *Catal. Today*, 2014, **226**, 192–197.
- 257 Y. Matsuura, A. Onda and K. Yanagisawa, *Catal. Commun.*, 2014, **48**, 5–10.
- 258 C. Tang, J. Peng, G. Fan, X. Li, X. Pu and W. Bai, *Catal. Commun.*, 2014, **43**, 231–234.
- 259 P. Sun, D. Yu, Z. Tang, H. Li and H. Huang, *Ind. Eng. Chem. Res.*, 2010, **49**, 9082–9087.
- 260 J. Zhang, Y. Zhao, M. Pan, X. Feng, W. Ji and C. T. Au, *ACS Catal.*, 2011, **1**, 32–41.
- 261 V. C. Ghantani, S. T. Lomate, M. K. Dongare and S. B. Umbarkar, *Green Chem.*, 2013, **15**, 1211–1217.
- 262 P. Sun, D. Yu, K. Fu, M. Gu, Y. Wang, H. Huang and H. Ying, *Catal. Commun.*, 2009, **10**, 1345–1349.
- 263 H. Wang, D. Yu, P. Sun, J. Yan, Y. Wang and H. Huang, *Catal. Commun.*, 2008, **9**, 1799–1803.
- 264 T. M. Aida, A. Ikarashi, Y. Saito, M. Watanabe, R. L. Smith and K. Arai, *J. Supercrit. Fluids*, 2009, **50**, 257–264.
- 265 J. M. Lee, D. W. Hwang, Y. K. Hwang, S. B. Halligudi, J. S. Chang and Y. H. Han, *Catal. Commun.*, 2010, **11**, 1176–1180.
- 266 J. H. Hong, J. M. Lee, H. Kim, Y. K. Hwang, J. S. Chang, S. B. Halligudi and Y. H. Han, *Appl. Catal., A*, 2011, **396**, 194–200.
- 267 C. Li, B. Wang, Q. Zhu and T. Tan, *Appl. Catal., A*, 2014, **487**, 219–225.
- 268 B. M. Murphy, T. Mou, B. Wang and B. Xu, *ACS Catal.*, 2018, **8**, 9066–9078.
- 269 T. Ghaznavi, C. Neagoe and G. S. Patience, *Biomass Bioenergy*, 2014, **71**, 285–293.
- 270 S. I. Beale and P. A. Castelfranco, *Plant Physiol.*, 1974, **53**, 297–303.
- 271 C. Sasikala, C. V. Ramana and P. R. Rao, *Biotechnol. Prog.*, 1994, **10**, 451–459.
- 272 N. Fotinos, M. A. Campo, F. Popowycz, R. Gurny and N. Lange, *Photochem. Photobiol.*, 2006, **82**, 994–1015.
- 273 N. Khemthongcharoen, R. Jolivot, S. Rattanavarin and W. Piyawattanametha, *Adv. Drug Delivery Rev.*, 2014, **74**, 53–74.
- 274 M. Hiorth, S. Nilsen and I. Tho, *Pharmaceutics*, 2014, **6**, 494–511.
- 275 J. Rak, V. Vladimír and R. Smucler, EP3085358A1, 2016.
- 276 S. F. Chang, Y. T. Yang, W. L. Li, C. T. Lin and T. Tsai, *J. Dent. Sci.*, 2010, **5**, 30–35.



- 277 Z. Kang, W. Ding, X. Gong, Q. Liu, G. Du and J. Chen, *World J. Microbiol. Biotechnol.*, 2017, **33**, 1–7.
- 278 S. Liu, G. Zhang, X. Li and J. Zhang, *Appl. Microbiol. Biotechnol.*, 2014, **98**, 7349–7357.
- 279 S. F. MacDonald, *Can. J. Chem.*, 1974, **52**, 3257–3258.
- 280 H.-J. Ha, S.-K. Lee, Y.-J. Ha and J.-W. Park, *Synth. Commun.*, 1994, **24**, 2557–2562.
- 281 E. Benedikt and H.-P. Köst, *Z. Naturforsch., B*, 1986, **41**, 1593–1594.
- 282 J. J. Bozell and G. R. Petersen, *Green Chem.*, 2010, **12**, 539–554.
- 283 WP 8.1. Determination of market potential for selected platform chemicals - PDF, <https://docplayer.net/95007975-Wp-8-1-determination-of-market-potential-for-selected-platform-chemicals.html>, accessed 28 October 2019.
- 284 2,5-Furandicarboxylic Acid (FDCA) Market Size Worth Around \$850 Million By 2025: Acumen Research and Consulting, <https://www.globenewswire.com/news-release/2019/04/12/1803565/0/en/2-5-Furandicarboxylic-Acid-FDCA-Market-Size-Worth-Around-850-Million-By-2025-Acumen-Research-and-Consulting.html>, accessed 28 October 2019.
- 285 R. J. I. Knoop, W. Vogelzang, J. Van Haveren and D. S. Van Es, *J. Polym. Sci., Part A: Polym. Chem.*, 2013, **51**, 4191–4199.
- 286 Breaking boundaries in biotechnology, <https://www.corbion.com/bioplastics>, accessed 30 October 2019.
- 287 E. De Jong, M. A. Dam, L. Sipos and G. J. M. Gruter, *ACS Symp. Ser.*, 2012, **1105**, 1–13.
- 288 A. A. Rosatella, S. P. Simeonov, R. F. M. Frade and C. A. M. Afonso, *Green Chem.*, 2011, **13**, 754–793.
- 289 X. Tong, Y. Ma and Y. Li, *Appl. Catal., A*, 2010, **385**, 1–13.
- 290 T. Wang, M. W. Nolte and B. H. Shanks, *Green Chem.*, 2014, **16**, 548–572.
- 291 B. Saha and M. M. Abu-Omar, *Green Chem.*, 2014, **16**, 24–38.
- 292 A. F. Sousa, C. Vilela, A. C. Fonseca, M. Matos, C. S. R. Freire, G. J. M. Gruter, J. F. J. Coelho and A. J. D. Silvestre, *Polym. Chem.*, 2015, **6**, 5961–5983.
- 293 J. Zhang, J. Li, Y. Tang, L. Lin and M. Long, *Carbohydr. Polym.*, 2015, **130**, 420–428.
- 294 H. Li, Z. Fang, R. L. Smith and S. Yang, *Prog. Energy Combust. Sci.*, 2016, **55**, 98–194.
- 295 L. Hu, A. He, X. Liu, J. Xia, J. Xu, S. Zhou and J. Xu, *ACS Sustainable Chem. Eng.*, 2018, **6**, 15915–15935.
- 296 P. Pal and S. Saravanamurugan, *ChemSusChem*, 2019, **12**, 145–163.
- 297 USDA ERS – Data Products, <https://www.ers.usda.gov/data-products/>, accessed 9 January 2020.
- 298 R. A. F. Tomás, J. C. M. Bordado and J. F. P. Gomes, *Chem. Rev.*, 2013, **113**, 7421–7469.
- 299 Y. Zhang, X. Guo, P. Tang and J. Xu, *J. Chem. Eng. Data*, 2018, **63**, 1316–1324.
- 300 T. Pan, J. Deng, Q. Xu, Y. Zuo, Q. X. Guo and Y. Fu, *ChemSusChem*, 2013, **6**, 47–50.
- 301 Y.-T. Huang, J.-J. Wong, C.-J. Huang, C.-L. Li and G.-W. B. Jang, *Chemicals and Fuels from Bio-Based Building Blocks*, Wiley-VCH Verlag GmbH & Co. KGaA, 2016, pp. 191–216.
- 302 R. D. Sanderson, D. F. Schneider and I. Schreuder, *J. Appl. Polym. Sci.*, 1994, **53**, 1785–1793.
- 303 K. M. Rapp, US4740605A, 1988.
- 304 P. Ackermann and J. Vysocil, DE102011001108A1, 2011, <https://patents.google.com/patent/DE102011001108A1/en>.
- 305 Home - 5-HMF the key to green chemistry, <https://5-hmf.com/>.
- 306 B. G. Siqueira, R. B. de Menezes, C. R. Klotz Rabello and M. Gomes, US9199957B2, 2013.
- 307 A. S. Vagueiro de Sousa Dias, G. J. M. Gruter and R. J. van Putten, US9090581B2, 2015.
- 308 J. C. van der Waals, E. Mazoyer, H. J. Baars and G. J. M. Gruter, *Liquid Phase Aerobic Oxidation Catalysis: Industrial Applications and Academic Perspectives*, Wiley-VCH Verlag, 2016, pp. 311–329.
- 309 FDCA Manufacture Technology – Free Library|Intratec.us, <https://www.intratec.us/free-tools/how-to-make/fdca-manufacture-technology>.
- 310 Avantium Technology & Markets Day: “Entering the Commercialization Phase for PEF” – Avantium, <https://www.avantium.com/investor-relations/avantium-technology-markets-day-entering-the-commercialization-phase-for-pef/>, accessed 30 October 2019.
- 311 Mekong – Avantium, <https://www.avantium.com/renewable-chemistries/mekong/>, accessed 2 November 2019.
- 312 A. Sanborn, EP2784069B2, 2014.
- 313 A. Sanborn, US9562028B2, 2017.
- 314 News: DuPont Industrial Biosciences & Archer Daniels Midland Company Open Groundbreaking Biobased Pilot Facility in Illinois - DuPont Industrial Biosciences, <http://biosciences.dupont.com/news/dupont-industrial-biosciences-archer-daniels-midland-company-open-groundbreaking-biobased-pilot-fa/>, accessed 2 November 2019.
- 315 M. Mascal, *ChemSusChem*, 2015, **8**, 3391–3395.
- 316 S. Dutta, L. Wu and M. Mascal, *Green Chem.*, 2015, **17**, 3737–3739.
- 317 M. Mascal and E. B. Nikitin, *Green Chem.*, 2010, **12**, 370–373.
- 318 Origin Materials - Technology, <https://www.originmaterials.com/technology>.
- 319 S. Dutta and M. Mascal, *ChemSusChem*, 2014, **7**, 3028–3030.
- 320 N. Nikbin, S. Feng, S. Caratzoulas and D. G. Vlachos, *J. Phys. Chem. C*, 2014, **118**, 24415–24424.
- 321 Eastman licenses proprietary FDCA technology to Origin Materials, <https://www.bioplasticsmagazine.com/en/news/meldungen/20170926-Eastman-licences-FDCA-technology-to-Origin-Materials.php>.
- 322 L. Capuzzi, F. Digioia and G. Carotenuto, WO2014180979A9, 2014.
- 323 G. Borsoti and F. Digioia, WO2012017052A1, 2012.
- 324 Novamont Starts Construction of a Demo Plant for the Production of Furandicarboxylic Acid – Novamont – Press, <https://www.novamont.com/eng/read-press-release/novamont-starts-construction-of-a-demo-plant-for-the-production-of-furandicarboxylic-acid/>, accessed 3 November 2019.
- 325 L. Lai and Y. Zhang, *ChemSusChem*, 2011, **4**, 1745–1748.
- 326 G. Yi, S. P. Teong, X. Li and Y. Zhang, *ChemSusChem*, 2014, **7**, 2131–2135.



- 327 H. Liu, X. Cao, T. Wang, J. Wei, X. Tang, X. Zeng, Y. Sun, T. Lei, S. Liu and L. Lin, *J. Ind. Eng. Chem.*, 2019, **77**, 209–214.
- 328 J. M. R. Gallo, D. M. Alonso, M. A. Mellmer and J. A. Dumesic, *Green Chem.*, 2013, **15**, 85–90.
- 329 A. H. Motagamwala, W. Won, C. Sener, D. M. Alonso, C. T. Maravelias and J. A. Dumesic, *Sci. Adv.*, 2018, **4**, eaap9722.
- 330 S. R. Kubota and K. S. Choi, *ChemSusChem*, 2018, **11**, 2138–2145.
- 331 W.-J. Liu, L. Dang, Z. Xu, H.-Q. Yu, S. Jin and G. W. Huber, *ACS Catal.*, 2018, **8**, 5533–5541.
- 332 R. Latsuzbaia, R. Bisselink, A. Anastasopol, H. van der Meer, R. van Heck, M. S. Yagüe, M. Zijlstra, M. Roelands, M. Crockatt, E. Goetheer and E. Giling, *J. Appl. Electrochem.*, 2018, **48**, 611–626.
- 333 J. van Haveren, S. Thiyagarajan and A. Teruo, US9284290B2, 2016.
- 334 S. E. Davis, B. N. Zope and R. J. Davis, *Green Chem.*, 2012, **14**, 143–147.
- 335 O. Casanova, S. Iborra and A. Corma, *ChemSusChem*, 2009, **2**, 1138–1144.
- 336 S. E. Davis, A. D. Benavidez, R. W. Gosselink, J. H. Bitter, K. P. De Jong, A. K. Datye and R. J. Davis, *J. Mol. Catal. A: Chem.*, 2014, **388–389**, 123–132.
- 337 C. Megias-Sayago, A. Lolli, S. Ivanova, S. Albonetti, F. Cavani and J. A. Odriozola, *Catal. Today*, 2019, **333**, 169–175.
- 338 B. Sang, J. Li, X. Tian, F. Yuan and Y. Zhu, *Mol. Catal.*, 2019, **470**, 67–74.
- 339 Q. Li, H. Wang, Z. Tian, Y. Weng, C. Wang, J. Ma, C. Zhu, W. Li, Q. Liu and L. Ma, *Catal. Sci. Technol.*, 2019, **9**, 1570–1580.
- 340 Y. Liu, H.-Y. Ma, D. Lei, L.-L. Lou, S. Liu, W. Zhou, G.-C. Wang and K. Yu, *ACS Catal.*, 2019, **9**, 8306–8315.
- 341 H. Xia, J. An, M. Hong, S. Xu, L. Zhang and S. Zuo, *Catal. Today*, 2019, **319**, 113–120.
- 342 K. Yu, Y. Liu, D. Lei, Y. Jiang, Y. Wang, Y. Feng, L. L. Lou, S. Liu and W. Zhou, *Catal. Sci. Technol.*, 2018, **8**, 2299–2303.
- 343 X. Han, C. Li, X. Liu, Q. Xia and Y. Wang, *Green Chem.*, 2017, **19**, 996–1004.
- 344 C. Ke, M. Li, G. Fan, L. Yang and F. Li, *Chem. – Asian J.*, 2018, **13**, 2714–2722.
- 345 H. Chen, J. Shen, K. Chen, Y. Qin, X. Lu, P. Ouyang and J. Fu, *Appl. Catal., A*, 2018, **555**, 98–107.
- 346 C. A. Antonyraj, N. T. T. Huynh, K. W. Lee, Y. J. Kim, S. Shin, J. S. Shin and J. K. Cho, *J. Chem. Sci.*, 2018, **130**, 156.
- 347 K. T. V. Rao, J. L. Rogers, S. Souzanchi, L. Dessbesell, M. B. Ray and C. C. Xu, *ChemSusChem*, 2018, **11**, 3323–3334.
- 348 A. B. Gawade, A. V. Nakhate and G. D. Yadav, *Catal. Today*, 2018, **309**, 119–125.
- 349 R. Chen, J. Xin, D. Yan, H. Dong, X. Lu and S. Zhang, *ChemSusChem*, 2019, **12**, 2715–2724.
- 350 A. Danielli da Fonseca Ferreira, M. Dorneles de Mello and M. A. P. da Silva, *Ind. Eng. Chem. Res.*, 2019, **58**, 128–137.
- 351 F. Liguori, P. Barbaro and N. Calisi, *ChemSusChem*, 2019, **12**, 2558–2563.
- 352 X. Wan, C. Zhou, J. Chen, W. Deng, Q. Zhang, Y. Yang and Y. Wang, *ACS Catal.*, 2014, **4**, 2175–2185.
- 353 N. K. Gupta, S. Nishimura, A. Takagaki and K. Ebitani, *Green Chem.*, 2011, **13**, 824–827.
- 354 L. Dessbesell, S. Souzanchi, K. T. Venkateswara Rao, A. A. Carrillo, D. Bekker, K. A. Hall, K. M. Lawrence, C. L. J. Tait and C. Xu, *Biofuels, Bioprod. Biorefin.*, 2019, **13**, 1234–1245.
- 355 S. Bello, P. Méndez-Trelles, E. Rodil, G. Feijoo and M. T. Moreira, *Sep. Purif. Technol.*, 2020, **233**, 116056.
- 356 A. Al Ghatta, J. D. E. T. Wilton-Ely and J. P. Hallett, *ACS Sustainable Chem. Eng.*, 2019, **7**, 16483–16492.
- 357 B. Blank, A. Gordillo, M. A. Bohn, A. Kindler, S. A. Schunk, L. Zhang, C. Fütter, R. Dehn, H. Werhan, J. H. Teles, M. Piepenbrink and R. Backes, WO2015197699A1, 2015.
- 358 O. M. Musa, *Handbook of Maleic Anhydride Based Materials*, Springer International Publishing, Switzerland, 2016.
- 359 <https://mcgroup.co.uk/news/20131213/global-maleic-anhydride-consumption-registered-35-yoy-increase.html>.
- 360 T. R. Felthouse, J. Burnett, B. Horrell, M. J. Mummey and Y.-J. Kuo, *Kirk-Othmer Encyclopedia of Chemical Technology Online*, 2001, pp. 1–58.
- 361 K. Lohbeck, H. Haferkorn, W. Fuhrmann and N. Fedtke, *Ullmann's Encyclopedia of Industrial Chemistry*, Weinheim, Germany, 2000, pp. 463–473.
- 362 A. Chierigato, J. V. Ochoa, C. Bandinelli, G. Fornasari, F. Cavani and M. Mella, *ChemSusChem*, 2015, **8**, 377–388.
- 363 Q. Zhang, J. Dong, Y. Liu, Y. Wang and Y. Cao, *J. Energy Chem.*, 2016, **25**, 907–910.
- 364 G. Pavarelli, J. Velasquez Ochoa, A. Caldarelli, F. Puzzo, F. Cavani and J. L. Dubois, *ChemSusChem*, 2015, **8**, 2250–2259.
- 365 J. Q. Bond and A. Chatzidimitriou, *US Pat.*, 2015/0191411A12015, 2015.
- 366 A. Chatzidimitriou and J. Q. Bond, *Green Chem.*, 2015, **17**, 4367–4376.
- 367 J. Q. Bond and A. Chatzidimitriou, *US Pat.*, 2018/0354883A1, 2018.
- 368 R. Zhu, A. Chatzidimitriou and J. Q. Bond, *J. Catal.*, 2018, **359**, 171–183.
- 369 X. Li and Y. Zhang, *Green Chem.*, 2016, **18**, 643–647.
- 370 J. Lan, J. Lin, Z. Chen and G. Yin, *ACS Catal.*, 2015, **5**, 2035–2041.
- 371 G. Lv, S. Chen, H. Zhu, M. Li and Y. Yang, *J. Clean. Prod.*, 2018, **196**, 32–41.
- 372 G. Lv, C. Chen, B. Lu, J. Li, Y. Yang, C. Chen, T. Deng, Y. Zhu and X. Hou, *RSC Adv.*, 2016, **6**, 101277.
- 373 Z. Du, J. Ma, F. Wang, J. Liu and J. Xu, *Green Chem.*, 2011, **13**, 554–557.
- 374 A. Tirsoaga, M. El Fergani, V. I. Parvulescu and S. M. Coman, *ACS Sustainable Chem. Eng.*, 2018, **6**, 14292–14301.
- 375 S. Kumar, Furfural market size, growth to 2020, https://www.researchgate.net/publication/275800434_Furfural_Market_Size_Growth_To_2020.
- 376 D. M. Alonso, S. H. Hakim, S. Zhou, W. Won, O. Hosseinaei, J. Tao, V. Garcia-Negron, A. H. Motagamwala, M. A. Mellmer, K. Huang, C. J. Houtman, N. Labbé, D. P. Harper,



- C. T. Maravelias, T. Runge and J. A. Dumesic, *Sci. Adv.*, 2017, **3**, e1603301.
- 377 H. E. Hoydonckx, W. M. van Rhijn, W. van Rhijn, D. E. de Vos and P. A. Jacobs, *Ullmann's Encyclopedia of Industrial Chemistry*, Wiley-VCH Verlag GmbH & Co. KGaA, Weinheim, 2012, vol. 16, pp. 285–313.
- 378 H. Guo and G. Yin, *J. Phys. Chem. C*, 2011, **115**, 17516–17522.
- 379 S. Shi, H. Guo and G. Yin, *Catal. Commun.*, 2011, **12**, 731–733.
- 380 J. Lan, Z. Chen, J. Lin and G. Yin, *Green Chem.*, 2014, **16**, 4351–4358.
- 381 X. Li, B. Ho and Y. Zhang, *Green Chem.*, 2016, **18**, 2976–2980.
- 382 M. Gál, T. Soták, J. Škriniarová, M. Hronec and E. Dobročka, *Catal. Lett.*, 2017, **147**, 2714–2723.
- 383 Y. Huang, C. Wu, W. Yuan, Y. Xia, X. Liu, H. Yang and H. Wang, *J. Chin. Chem. Soc.*, 2017, **64**, 786–794.
- 384 Y. Xie, Y. Huang, C. Wu, W. Yuan, Y. Xia, X. Liu and H. Wang, *Mol. Catal.*, 2018, **452**, 20–27.
- 385 N. A. Milas and W. L. Walsh, *J. Am. Chem. Soc.*, 1935, **57**, 1389–1393.
- 386 W. V. Nielsen, *Ind. Eng. Chem.*, 1949, **41**, 365–368.
- 387 D. R. Kreile, V. A. Slavinskaya, M. V. Shimanskaya and E. Y. Lukevits, *Chem. Heterocycl. Compd.*, 1969, **5**, 429–430.
- 388 V. A. Slavinskaya, D. R. Kreile, E. E. Dzilyuma and D. E. Sile, *Chem. Heterocycl. Compd.*, 1977, **7**, 881–894.
- 389 N. Alonso-Fagúndez, M. L. Granados, R. Mariscal and M. Ojeda, *ChemSusChem*, 2012, **5**, 1984–1990.
- 390 N. Alonso-Fagúndez, M. Ojeda, R. Mariscal, J. L. G. Fierro and M. López Granados, *J. Catal.*, 2017, **348**, 265–275.
- 391 X. Li, J. Ko and Y. Zhang, *ChemSusChem*, 2018, **11**, 612–618.
- 392 K. Rajamani, P. Subramanian and M. S. Murthy, *Ind. Eng. Chem. Process Des. Dev.*, 1976, **15**, 232–234.
- 393 M. S. Murthy and K. Rajamani, *Chem. Eng. Sci.*, 1974, **29**, 601–609.
- 394 K. J. Zeitsch, *The Chemistry and Technology of Furfural and its Many By-Products (Sugar Series vol. 13)*, Elsevier Science B.V., 2000.
- 395 I. Agirre, I. Gandarias, P. L. Arias and M. López Granados, *Biomass Convers. Biorefin.*, 2019, DOI: 10.1007/s13399-019-00462-w.
- 396 M. L. Granados, *Furfural: An Entry Point of Lignocellulose in Biorefineries to Produce Renewable Chemicals, Polymers, and Biofuels*, 2018, pp. 239–261.
- 397 V. V. Poskonin and L. A. Badovskaya, *Chem. Heterocycl. Compd.*, 2003, **39**, 594–597.
- 398 X. Li, B. Ho, D. S. W. Lim and Y. Zhang, *Green Chem.*, 2017, **19**, 914–918.
- 399 N. Arajji, D. D. Madjinza, G. Chatel, A. Moores, F. Jérôme and K. De Oliveira Vigier, *Green Chem.*, 2017, **19**, 98–101.
- 400 H. Choudhary, S. Nishimura and K. Ebitani, *Chem. Lett.*, 2012, **41**, 409–411.
- 401 A. Takagaki, S. Nishimura and K. Ebitani, *Catal. Surv. Asia*, 2012, **16**, 164–182.
- 402 Y. Rodenas, J. L. G. Fierro, R. Mariscal, M. Retuerto and M. López Granados, *Top. Catal.*, 2019, **62**, 560–569.
- 403 A. C. Alba-Rubio, J. L. G. Fierro, L. León-Reina, R. Mariscal, J. A. Dumesic and M. López Granados, *Appl. Catal., B*, 2017, **202**, 269–280.
- 404 N. Alonso-Fagúndez, I. Agirrezabal-Telleria, P. L. Arias, J. L. G. Fierro, R. Mariscal and M. L. Granados, *RSC Adv.*, 2014, **4**, 54960–54972.
- 405 Y. Rodenas, R. Mariscal, J. L. G. Fierro, D. Martín-Alonso, J. A. Dumesic and M. López Granados, *Green Chem.*, 2018, **20**, 2845–2856.
- 406 V. L. Mil'man and G. M. Sycheva, *Sov. Electrochem.*, 1987, 1539–1540.
- 407 V. L. Mil'man and G. M. Sycheva, *Sov. Electrochem.*, 1986, **21**, 1133–1134.
- 408 S. R. Kubota and K. S. Choi, *ACS Sustainable Chem. Eng.*, 2018, **6**, 9596–9600.
- 409 A. M. Román, J. C. Hasse, J. W. Medlin and A. Holeywinski, *ACS Catal.*, 2019, **9**, 10305–10316.
- 410 A. Carlson, B. Coggio, K. Lau, C. Mercogliano and J. Millis, in *Chemicals and Fuels from Bio-Based Building Blocks*, ed. F. Cavani, S. Albonetti, F. Basile and A. Gandini, Wiley-VCH Verlag, 2016, pp. 173–190.
- 411 A. Cukalovic and C. V. Stevens, *Biofuels, Bioprod. Biorefin.*, 2008, **2**, 505–529.
- 412 M. J. Bidy, C. Scarlata and C. Kinchin, Chemicals from biomass: A market assessment of bioproducts with near-term potential. Technical Report NREL/TP-5100-65509, 2014, vol. 20.
- 413 BioConSepT Market potential-for selected platform-chemicals report1, https://www.igb.fraunhofer.de/content/dam/igb/en/documents/publications/BioConSepT_Market-potential-for-selected-platform-chemicals_ppt1.pdf, 2011.
- 414 From the sugar platform to biofuels and biochemicals. Final report for the European Commission Directorate-General Energy (ENER/C2/423-2012/SI2.673791), 2015.
- 415 A. Takagaki, S. Nishimura and K. Ebitani, *Catal. Surv. Asia*, 2012, **16**, 164–182.
- 416 H. Choudhary, S. Nishimura and K. Ebitani, *Appl. Catal., A*, 2013, **458**, 55–62.
- 417 F. Saleem, P. Müller, K. Eränen, J. Warnå, D. Yu Murzin and T. Salmi, *J. Chem. Technol. Biotechnol.*, 2017, **92**, 2206–2220.
- 418 P. Maneechakr and S. Karnjanakom, *Energy Convers. Manage.*, 2017, **154**, 299–310.
- 419 W. Zhu, F. Tao, S. Chen, M. Li, Y. Yang and G. Lv, *ACS Sustainable Chem. Eng.*, 2019, **7**, 296–305.
- 420 M. Rezaei, A. Najafi Chermahini, H. A. Dabbagh, M. Saraji and A. Shahvar, *J. Environ. Chem. Eng.*, 2019, **7**, 102855.
- 421 A. S. Amarasekara and N. C. Okorie, *Catal. Commun.*, 2018, **108**, 108–112.
- 422 S. Dutta, L. Wu and M. Mascal, *Green Chem.*, 2015, **17**, 2335–2338.
- 423 B. Subramaniam, X. Zuo, D. H. Busch and P. Venkita-subramaniam, US2014/0343305A1, 2014.
- 424 D. van Es, F. van der Klis and J. van Haveren, WO2012/044168A1, 2014.
- 425 E. J. Molitor and B. D. Mullen, *US Pat.*, 2016/0031788A1, 2016.
- 426 I. Podolean, B. Cojocar, H. Garcia, C. Teodorescu, V. I. Parvulescu and S. M. Coman, *Top. Catal.*, 2018, **61**, 1866–1876.



- 427 I. Podolean, V. Kuncser, N. Gheorghe, D. MacOvei, V. I. Parvulescu and S. M. Coman, *Green Chem.*, 2013, **15**, 3077–3082.
- 428 C. Rizescu, I. Podolean, B. Cojocaru, V. I. Parvulescu, S. M. Coman, J. Albero and H. Garcia, *ChemCatChem*, 2017, **9**, 3314–3321.
- 429 C. Rizescu, I. Podolean, J. Albero, V. I. Parvulescu, S. M. Coman, C. Bucur, M. Puche and H. Garcia, *Green Chem.*, 2017, **19**, 1999–2005.
- 430 I. Podolean, C. Rizescu, C. Bala, L. Rotariu, V. I. Parvulescu, S. M. Coman and H. Garcia, *ChemSusChem*, 2016, **9**, 2307–2311.
- 431 Z. Zhang and G. W. Huber, *Chem. Soc. Rev.*, 2018, **47**, 1351–1390.
- 432 Z. Zhang and K. Deng, *ACS Catal.*, 2015, **5**, 6529–6544.
- 433 A. P. Dunlop and S. Smith, *US Pat.*, 2676186, 1954.
- 434 M. J. Gilkey and B. Xu, *ACS Catal.*, 2016, **6**, 1420–1436.
- 435 Z. Zhang and G. W. Huber, *Chem. Soc. Rev.*, 2018, **47**, 1351–1390.
- 436 J. Albert, *Faraday Discuss.*, 2017, **202**, 99–109.
- 437 M. López-Granados, J. Moreno, A. C. Alba-Rubio, J. Iglesias, D. Martin Alonso and R. Mariscal, *Green Chem.*, 2020, **22**, 1859–1872.
- 438 R. Beerthuis, G. Rothenberg and N. R. Shiju, *Green Chem.*, 2015, **17**, 1341–1361.
- 439 J. Han, *Energy Convers. Manage.*, 2016, **129**, 75–80.
- 440 A. Castellan, J. C. J. Bart and S. Cavallaro, *Catal. Today*, 1991, **9**, 237–254.
- 441 A. Pellis, E. Herrero Acero, L. Gardossi, V. Ferrario and G. M. Guebitz, *Polym. Int.*, 2016, **65**, 861–871.
- 442 M. Moudjahed, L. Dermeche, S. Benadji, T. Mazari and C. Rabia, *J. Mol. Catal. A: Chem.*, 2016, **414**, 72–77.
- 443 J. Luo, Y. Huang, B. Ding, P. Wang, X. Geng, J. Zhang and Y. Wei, *Catalysts*, 2018, **8**, 5–7.
- 444 P. M. Burcke, EP0395038, 1990.
- 445 J. D. Nobbs, N. Z. B. Zainal, J. Tan, E. Drent, L. P. Stubbs, C. Li, S. C. Y. Lim, D. G. A. Kumbang and M. van Meurs, *ChemistrySelect*, 2016, **1**, 539–544.
- 446 P. K. Wong, C. Li, L. Stubbs, M. van Meurs, A. G. A. Kumbang, S. C. Y. Lim and E. Drent, US20150183703, 2015.
- 447 O. Hamed, A. El-Qisairi and P. M. Henry, *Tetrahedron Lett.*, 2000, **41**, 3021–3024.
- 448 D. Wu, Z. Chen, Z. Jia and L. Shuai, *Sci. China Chem.*, 2012, **55**, 380–385.
- 449 G. S. Zhang, M. M. Zhu, Q. Zhang, Y. M. Liu, H. Y. He and Y. Cao, *Green Chem.*, 2016, **18**, 2155–2164.
- 450 T. R. Boussie, E. L. Dias, Z. M. Fresco and V. J. Murphy, US20100317822, 2010.
- 451 T. Asano, M. Tamura, Y. Nakagawa and K. Tomishige, *ACS Sustainable Chem. Eng.*, 2016, **4**, 6253–6257.
- 452 L. Wei, J. Zhang, W. Deng, S. Xie, Q. Zhang and Y. Wang, *Chem. Commun.*, 2019, **55**, 8013–8016.
- 453 T. R. Boussie, E. L. Dias, Z. M. Fresco, V. J. Murphy, J. Shoemaker, R. Archer and H. Jiang, WO2011109051, 2011.
- 454 G. F. Salem, G. Zhu, A. G. Hagemeyer, A. G. Dias and L. E. Dias, WO2013173372, 2013.
- 455 R. T. Larson, A. Samant, J. Chen, W. Lee, M. A. Bohn, D. M. Ohlmann, S. J. Zuend and F. D. Toste, *J. Am. Chem. Soc.*, 2017, **139**, 14001–14004.
- 456 A. Shimizu, K. Tanaka and M. Fujimori, *Chemosphere: Global Change Sci.*, 2000, **2**, 425–434.
- 457 S. Li, W. Deng, S. Wang, P. Wang, D. An, Y. Li, Q. Zhang and Y. Wang, *ChemSusChem*, 2018, **11**, 1995–2028.
- 458 Z. Strassberger, P. Prinsen, F. Van Der Klis, D. S. Van Es, S. Tanase and G. Rothenberg, *Green Chem.*, 2015, **17**, 325–334.
- 459 H. Liu, T. Jiang, B. Han, S. Liang and Y. Zhou, *Science*, 2009, **326**, 1250–1252.
- 460 S. De, B. Saha and R. Luque, *Bioresour. Technol.*, 2015, **178**, 108–118.
- 461 S. Kang, J. Fu and G. Zhang, *Renewable Sustainable Energy Rev.*, 2018, **94**, 340–362.
- 462 D. M. Alonso, S. G. Wettstein, M. A. Mellmer, E. I. Gurbuz and J. A. Dumesic, *Energy Environ. Sci.*, 2013, **6**, 76–80.
- 463 S. Chen, R. Wojcieszak, F. Dumeignil, E. Marceau and S. Royer, *Chem. Rev.*, 2018, **118**, 11023–11117.
- 464 M. Faber, US4400468A, 1983.
- 465 Y. Nakagawa and K. Tomishige, *Catal. Commun.*, 2010, **12**, 154–156.
- 466 R. Alamillo, M. Tucker, M. Chia, Y. Pagán-Torres and J. Dumesic, *Green Chem.*, 2012, **14**, 1413–1419.
- 467 T. Buntara, S. Noel, P. H. Phua, I. Melián-Cabrera, J. G. De Vries and H. J. Heeres, *Angew. Chem., Int. Ed.*, 2011, **50**, 7083–7087.
- 468 M. L. Ribeiro and U. Schuchardt, *Catal. Commun.*, 2003, **4**, 83–86.
- 469 M. J. Gilkey, A. V. Mironenko, D. G. Vlachos and B. Xu, *ACS Catal.*, 2017, **7**, 6619–6634.
- 470 J. L. Fortman, A. Hagen, L. Katz, J. Kealsing, S. Poust, J. Zhang and S. Zotchev, WO2012058686, 2012.
- 471 C. Delhomme, D. Weuster-Botz and F. E. Kühn, *Green Chem.*, 2009, **11**, 13–26.
- 472 A. G. F. Cavani, S. Albonetti and F. Basile, *Chemicals and Fuels from Bio-Based Building Blocks*, Wiley-VCH, Weinheim, 2016, vol. 1 and 2.
- 473 D. E. Kiely, L. Chen and T. H. Lin, *J. Am. Chem. Soc.*, 1994, **116**, 571–578.
- 474 H. Zhang, X. Li, X. Su, E. L. Ang, Y. Zhang and H. Zhao, *ChemCatChem*, 2016, **8**, 1500–1506.
- 475 W. Niu, K. M. Draths and J. W. Frost, *Biotechnol. Prog.*, 2002, **18**, 201–211.
- 476 D. R. Vardon, M. A. Franden, C. W. Johnson, E. M. Karp, M. T. Guarnieri, J. G. Linger, M. J. Salm, T. J. Strathmann and G. T. Beckham, *Energy Environ. Sci.*, 2015, **8**, 617–628.
- 477 D. R. Vardon, N. A. Rorrer, D. Salvachúa, A. E. Settle, C. W. Johnson, M. J. Menart, N. S. Cleveland, P. N. Ciesielski, K. X. Steirer, J. R. Dorgan and G. T. Beckham, *Green Chem.*, 2016, **18**, 3397–3413.
- 478 S. Capelli, D. Motta, C. Evangelisti, N. Dimitratos, L. Prati, C. Pirola and A. Villa, *ChemCatChem*, 2019, **11**, 3075–3084.



- 479 S. Capelli, A. Rosengart, A. Villa, A. Citterio, A. Di Michele, C. L. Bianchi, L. Prati and C. Pirola, *Appl. Catal., B*, 2017, **218**, 220–229.
- 480 S. Scelfo, R. Pirone and N. Russo, *Catal. Commun.*, 2016, **84**, 98–102.
- 481 J. M. Thomas, R. Raja, B. F. G. Johnson, T. J. O'Connell, G. Sankar and T. Khimyak, *Chem. Commun.*, 2003, 1126–1127.
- 482 X. She, H. M. Brown, X. Zhang, B. K. Ahring and Y. Wang, *ChemSusChem*, 2011, **4**, 1071–1073.
- 483 A. Corona, M. J. Bidy, D. R. Vardon, M. Birkved, M. Z. Hauschild and G. T. Beckham, *Green Chem.*, 2018, **20**, 3857–3866.
- 484 J. P. Lange, *Catal. Sci. Technol.*, 2016, **6**, 4759–4767.
- 485 W. Partenheimer, *Catal. Today*, 1995, **23**, 69–158.
- 486 Purified Terephthalic Acid Price Trend, <https://www.fibre2fashion.com/market-intelligence/textile-market-watch/purified-terephthalic-acid-pta-price-trends-industry-reports/1/?gcode=1>, accessed 7 February 2020.
- 487 R. D. Cortright and J. A. Dumesic, US5736478, 1998.
- 488 R. D. Cortright and P. G. Blommel, US8362307, 2013.
- 489 M. W. Peters, J. D. Taylor, M. M. Jenni, L. E. Manzer and D. E. Henton, US20110087000, 2011.
- 490 A. Maneffa, P. Priece and J. A. Lopez-Sanchez, *ChemSusChem*, 2016, **9**, 2736–2748.
- 491 C. D. Chang, A. J. Silvestri and R. L. Smith, US3928483, 1975.
- 492 W. W. Kaeding, US4088706, 1978.
- 493 J. Zhang, W. Qian, C. Kong and F. Wei, *ACS Catal.*, 2015, **5**, 2982–2988.
- 494 N. S. Shamsul, S. K. Kamarudin, N. A. Rahman and N. T. Kofli, *Renewable Sustainable Energy Rev.*, 2014, **33**, 578–588.
- 495 A. E. Settle, L. Berstis, N. A. Rorrer, Y. Roman-Leshkóv, G. T. Beckham, R. M. Richards and D. R. Vardon, *Green Chem.*, 2017, **19**, 3468–3492.
- 496 A. G. F. Cavani, S. Albonetti and F. Basile, *Chemicals and Fuels from Bio-Based Building Blocks*, 2016, vol. 2.
- 497 M. Braun and M. Antonietti, *Green Chem.*, 2017, **19**, 3813–3819.
- 498 P. P. Upare, D. W. Hwang, Y. K. Hwang, U. H. Lee, D. Y. Hong and J. S. Chang, *Green Chem.*, 2015, **17**, 3310–3313.
- 499 M. Shiramizu and F. D. Toste, *Chem. – Eur. J.*, 2011, **17**, 12452–12457.
- 500 L. Ni, J. Xin, H. Dong, X. Lu, X. Liu and S. Zhang, *ChemSusChem*, 2017, **10**, 2394–2401.
- 501 L. Ni, J. Xin, K. Jiang, L. Chen, D. Yan, X. Lu and S. Zhang, *ACS Sustainable Chem. Eng.*, 2018, **6**, 2541–2551.
- 502 T. W. Lyons, D. Guironnet, M. Findlater and M. Brookhart, *J. Am. Chem. Soc.*, 2012, **134**, 15708–15711.
- 503 M. Brookhart, M. Findlater, D. Guironnet and T. W. Lyons, US20130237732, 2013.
- 504 C. L. Williams, C. C. Chang, P. Do, N. Nikbin, S. Caratzoulas, D. G. Vlachos, R. F. Lobo, W. Fan and P. J. Dauenhauer, *ACS Catal.*, 2012, **2**, 935–939.
- 505 R. Xiong, S. I. Sandler, D. G. Vlachos and P. J. Dauenhauer, *Green Chem.*, 2014, **16**, 4086–4091.
- 506 R. E. Patet, N. Nikbin, C. L. Williams, S. K. Green, C. C. Chang, W. Fan, S. Caratzoulas, P. J. Dauenhauer and D. G. Vlachos, *ACS Catal.*, 2015, **5**, 2367–2375.
- 507 C. L. Williams, K. P. Vinter, R. E. Patet, C. C. Chang, N. Nikbin, S. Feng, M. R. Wiatrowski, S. Caratzoulas, W. Fan, D. G. Vlachos and P. J. Dauenhauer, *ACS Catal.*, 2016, **6**, 2076–2088.
- 508 D. Wang, C. M. Osmundsen, E. Taarning and J. A. Dumesic, *ChemCatChem*, 2013, **5**, 2044–2050.
- 509 R. E. Patet, M. Koehle, R. F. Lobo, S. Caratzoulas and D. G. Vlachos, *J. Phys. Chem. C*, 2017, **121**, 13666–13679.
- 510 T. W. Kim, S. Y. Kim, J. C. Kim, Y. Kim, R. Ryoo and C. U. Kim, *Appl. Catal., B*, 2016, **185**, 100–109.
- 511 C. C. Chang, H. Je Cho, J. Yu, R. J. Gorte, J. Gulbinski, P. Dauenhauer and W. Fan, *Green Chem.*, 2016, **18**, 1368–1376.
- 512 J. C. Kim, T. W. Kim, Y. Kim, R. Ryoo, S. Y. Jeong and C. U. Kim, *Appl. Catal., B*, 2017, **206**, 490–500.
- 513 X. Feng, C. Shen, K. Ji, J. Yin and T. Tan, *Catal. Sci. Technol.*, 2017, **7**, 5540–5549.
- 514 X. Feng, C. Shen, C. Tian and T. Tan, *Ind. Eng. Chem. Res.*, 2017, **56**, 5852–5859.
- 515 H. J. Cho, L. Ren, V. Vattipalli, Y. H. Yeh, N. Gould, B. Xu, R. J. Gorte, R. Lobo, P. J. Dauenhauer, M. Tsapatsis and W. Fan, *ChemCatChem*, 2017, **9**, 398–402.
- 516 Y. P. Wijaya, D. J. Suh and J. Jae, *Catal. Commun.*, 2015, **70**, 12–16.
- 517 Y. P. Wijaya, H. P. Winoto, Y. K. Park, D. J. Suh, H. Lee, J. M. Ha and J. Jae, *Catal. Today*, 2017, **293–294**, 167–175.
- 518 J. Yin, C. Shen, X. Feng, K. Ji and L. Du, *ACS Sustainable Chem. Eng.*, 2018, **6**, 1891–1899.
- 519 R. Y. Rohling, E. Uslamin, B. Zijlstra, I. C. Tranca, I. A. W. Filot, E. J. M. Hensen and E. A. Pidko, *ACS Catal.*, 2018, **8**, 760–769.
- 520 J. McGlone, P. Priece, L. Da Vià, L. Majdal and J. A. Lopez-Sanchez, *Catalysts*, 2018, **8**, 253.
- 521 R. Zhao, L. Xu, S. Huang and W. Zhang, *Catal. Sci. Technol.*, 2019, **9**, 5676–5685.
- 522 I. F. Teixeira, B. T. W. Lo, P. Kostetsky, M. Stamatakis, L. Ye, C. C. Tang, G. Mpourmpakis and S. C. E. Tsang, *Angew. Chem., Int. Ed.*, 2016, **55**, 13061–13066.
- 523 J. Pang, M. Zheng, R. Sun, A. Wang, X. Wang and T. Zhang, *Green Chem.*, 2016, **18**, 342–359.
- 524 B. M. Stadler, C. Wulf, T. Werner, S. Tin and J. G. de Vries, *ACS Catal.*, 2019, **9**, 8012–8067.
- 525 D. I. Collias, A. M. Harris, V. Nagpal, I. W. Cottrell and M. W. Schultheis, *Ind. Biotechnol.*, 2014, **10**, 91–105.
- 526 A. Murray and S. Ryba, US20150337214, 2015.
- 527 G. W. Huber, Y.-T. Cheng, Z. Wang and W. Fan, US20130324772, 2013.
- 528 G. W. Huber, Y.-T. Cheng, T. Carlson, T. Vispute, J. Jae and G. Tompsett, US8864984, 2014.
- 529 C. W. Johnson, D. Salvachúa, P. Khanna, H. Smith, D. J. Peterson and G. T. Beckham, *Metab. Eng. Commun.*, 2016, **3**, 111–119.
- 530 J. M. Carraher, T. Pfennig, R. G. Rao, B. H. Shanks and J. P. Tessonnier, *Green Chem.*, 2017, **19**, 3042–3050.
- 531 J. W. Frost, A. Miermont, D. Schweitzer, V. Bui, E. Paschke and D. A. Wicks, US20110288263, 2011.



- 532 R. Lu, F. Lu, J. Chen, W. Yu, Q. Huang, J. Zhang and J. Xu, *Angew. Chem., Int. Ed.*, 2016, **55**, 249–253.
- 533 K. K. Miller, P. Zhang, Y. Nishizawa-Brennen and J. W. Frost, *ACS Sustainable Chem. Eng.*, 2014, **2**, 2053–2056.
- 534 G. A. Kraus, S. Riley and T. Cordes, *Green Chem.*, 2011, **13**, 2734–2736.
- 535 T. Pfennig, A. Chemburkar, S. Cakolli, M. Neurock and B. H. Shanks, *ACS Sustainable Chem. Eng.*, 2018, **6**, 12855–12864.
- 536 S. Bérard, C. Vallée and D. Delcroix, *Ind. Eng. Chem. Res.*, 2015, **54**, 7164–7168.
- 537 M. B. Banella, C. Gioia, M. Vannini, M. Colonna, A. Celli and A. Gandini, *ChemSusChem*, 2016, **9**, 942–945.
- 538 P. Zhang, V. Nguyen and J. W. Frost, *ACS Sustainable Chem. Eng.*, 2016, **4**, 5998–6001.
- 539 M. Prussi, M. Padella, M. Conton, E. D. Postma and L. Lonza, *J. Clean. Prod.*, 2019, **222**, 565–572.
- 540 P. Lejemble, A. Gaset and P. Kalck, *Biomass*, 1984, **4**, 263–274.
- 541 Y. Tachibana, S. Kimura and K. Kasuya, *Sci. Rep.*, 2015, **5**, 8249.
- 542 J. J. Pacheco and M. E. Davis, *Proc. Natl. Acad. Sci. U. S. A.*, 2014, **111**, 8363–8367.
- 543 J. J. Pacheco, J. A. Labinger, A. L. Sessions and M. E. Davis, *ACS Catal.*, 2015, **5**, 5904–5913.
- 544 M. Sajid, X. Zhao and D. Liu, *Green Chem.*, 2018, **20**, 5427–5453.
- 545 M. Colonna, C. Berti, M. Fiorini, E. Binassi, M. Mazzacurati, M. Vannini and S. Karanam, *Green Chem.*, 2011, **13**, 2543–2548.
- 546 F. Neațu, G. Culică, M. Florea, V. I. Parvulescu and F. Cavani, *ChemSusChem*, 2016, **9**, 3102–3112.
- 547 S. Song, J. Zhang, G. Gözaydın and N. Yan, *Angew. Chem., Int. Ed.*, 2019, **58**, 4934–4937.
- 548 M. Volanti, D. Cespi, F. Passarini, E. Neri, F. Cavani, P. Mizsey and D. Fozzer, *Green Chem.*, 2019, **21**, 885–896.
- 549 B. P. Lawson, E. Golikova, A. M. Sulman, B. D. Stein, D. G. Morgan, N. V. Lakina, A. Y. Karpenkov, E. M. Sulman, V. G. Matveeva and L. M. Bronstein, *ACS Sustainable Chem. Eng.*, 2018, **6**, 9845–9853.
- 550 S. Ramachandran, S. Nair, C. Larroche and A. Pandey, *Current Developments in Biotechnology and Bioengineering: Production, Isolation and Purification of Industrial Products*, 2016.
- 551 F. W. Lichtenthaler, *Acc. Chem. Res.*, 2002, **35**, 728–737.
- 552 S. Anastassiadis and I. Morgunov, *Recent Pat. Biotechnol.*, 2007, **1**, 167–180.
- 553 A. L. Harreus, *Ullmann's Encyclopedia of Industrial Chemistry*, Wiley-VCH, Weinheim, 2002.
- 554 D. An, A. Ye, W. Deng, Q. Zhang and Y. Wang, *Chem. – Eur. J.*, 2012, **18**, 2938–2947.
- 555 P. N. Amaniampong, X. Jia, B. Wang, S. H. Mushrif, A. Borgna and Y. Yang, *Catal. Sci. Technol.*, 2015, **5**, 2393–2405.
- 556 M. Hernández, E. Lima, A. Guzmán, M. Vera, O. Novelo and V. Lara, *Appl. Catal., B*, 2014, **144**, 528–537.
- 557 S. Biella, L. Prati and M. Rossi, *J. Catal.*, 2002, **206**, 242–247.
- 558 A. Abbadì and H. van Bekkum, *J. Mol. Catal.*, 1995, **97**, 111–118.
- 559 A. Tathod, T. Kane, E. S. Sanil and P. L. Dhepe, *J. Mol. Catal. A: Chem.*, 2014, **388–389**, 90–99.
- 560 A. Liu, Z. Huang and X. Wang, *Catal. Lett.*, 2018, **148**, 2019–2029.
- 561 I. V. Delidovich, O. P. Taran, L. G. Matvienko, A. N. Simonov, I. L. Simakova, A. N. Bobrovskaya and V. N. Parmon, *Catal. Lett.*, 2010, **140**, 14–21.
- 562 T. Haynes, V. Dubois and S. Hermans, *Appl. Catal., A*, 2017, **542**, 47–54.
- 563 I. Nikov and K. Paev, *Catal. Today*, 1995, **24**, 41–47.
- 564 S. Karski, *J. Mol. Catal. A: Chem.*, 2003, **191**, 87–92.
- 565 M. Wenkin, M. Devillers, P. Ruiz and B. Delmon, *Stud. Surf. Sci. Catal.*, 2001, **139**, 295–302.
- 566 M. Wenkin, R. Touillaux, P. Ruiz, B. Delmon and M. Devillers, *Appl. Catal., A*, 1996, **148**, 181–199.
- 567 S. Karski, *J. Mol. Catal. A: Chem.*, 2006, **253**, 147–154.
- 568 M. Besson, F. Lahmer, P. Gallezot, P. Fuertes and G. Flèche, *J. Catal.*, 1995, **152**, 116–121.
- 569 M. Wenkin, C. Renard, P. Ruiz, B. Delmon and M. Devillers, *Stud. Surf. Sci. Catal.*, 1997, **108**, 391–398.
- 570 M. Wenkin, P. Ruiz, B. Delmon and M. Devillers, *J. Mol. Catal. A: Chem.*, 2002, **180**, 141–159.
- 571 L. Prati and M. Rossi, *Stud. Surf. Sci. Catal.*, 1997, **110**, 509–516.
- 572 M. Comotti, C. Della Pina, R. Matarrese and M. Rossi, *Angew. Chem., Int. Ed.*, 2004, **43**, 5812–5815.
- 573 P. Beltrame, M. Comotti, C. Della Pina and M. Rossi, *Appl. Catal., A*, 2006, **297**, 1–7.
- 574 T. Ishida, H. Watanabe, T. Bebeko, T. Akita and M. Haruta, *Appl. Catal., A*, 2010, **377**, 42–46.
- 575 T. Ishida, N. Kinoshita, H. Okatsu, T. Akita, T. Takei and M. Haruta, *Angew. Chem., Int. Ed.*, 2008, **47**, 9265–9268.
- 576 C. Liu, J. Zhang, J. Huang, C. Zhang, F. Hong, Y. Zhou, G. Li and M. Haruta, *ChemSusChem*, 2017, **10**, 1976–1980.
- 577 J. Zhang, Z. Li, J. Huang, C. Liu, F. Hong, K. Zheng and G. Li, *Nanoscale*, 2017, **9**, 16879–16886.
- 578 H. Okatsu, N. Kinoshita, T. Akita, T. Ishida and M. Haruta, *Appl. Catal., A*, 2009, **369**, 8–14.
- 579 T. Ishida, S. Okamoto, R. Makiyama and M. Haruta, *Appl. Catal., A*, 2009, **353**, 243–248.
- 580 P. Qi, S. Chen, J. Chen, J. Zheng, X. Zheng and Y. Yuan, *ACS Catal.*, 2015, **5**, 2659–2670.
- 581 A. Mirescu, H. Berndt, A. Martin and U. Prüße, *Appl. Catal., A*, 2007, **317**, 204–209.
- 582 M. Signoretto, F. Menegazzo, A. Di Michele and E. Fioriniello, *Catalysts*, 2016, **6**, 87.
- 583 C. Megias-Sayago, S. Ivanova, C. López-Cartes, M. A. Centeno and J. A. Odriozola, *Catal. Today*, 2017, **279**, 148–154.
- 584 P. J. Miedziak, H. Alshammari, S. A. Kondrat, T. J. Clarke, T. E. Davies, M. Morad, D. J. Morgan, D. J. Willock, D. W. Knight, S. H. Taylor and G. J. Hutchings, *Green Chem.*, 2014, **16**, 3132–3141.
- 585 N. Toshima and H. Zhang, *Macromol. Symp.*, 2012, **317–318**, 149–159.
- 586 H. Zhang and N. Toshima, *J. Colloid Interface Sci.*, 2013, **394**, 166–176.



- 587 H. Zhang, K. Kawashima, M. Okumura and N. Toshima, *J. Mater. Chem. A*, 2014, **2**, 13498–13508.
- 588 H. Zhang and N. Toshima, *Appl. Catal., A*, 2011, **400**, 9–13.
- 589 C. Baatz and U. Prüße, *J. Catal.*, 2007, **249**, 34–40.
- 590 C. Baatz, N. Thielecke and U. Prüße, *Appl. Catal., B*, 2007, **70**, 653–660.
- 591 N. Thielecke, M. Aytemir and U. Prüsse, *Catal. Today*, 2007, **121**, 115–120.
- 592 J. Zhang, X. Liu, M. N. Hedhili, Y. Zhu and Y. Han, *ChemCatChem*, 2011, **3**, 1294–1298.
- 593 P. N. Amaniampong, K. Li, X. Jia, B. Wang, A. Borgna and Y. Yang, *ChemCatChem*, 2014, **6**, 2105–2114.
- 594 K. Morawa Eblagon, M. F. R. Pereira and J. L. Figueiredo, *Appl. Catal., B*, 2016, **184**, 381–396.
- 595 P. N. Amaniampong, A. Y. Booshehri, X. Jia, Y. Dai, B. Wang, S. H. Mushrif, A. Borgna and Y. Yang, *Appl. Catal., A*, 2015, **505**, 16–27.
- 596 Glucaric Acid Market – Global Industry Analysis, Size, Share, Growth, Trends, and Forecast 2017–2025, <https://www.transparencymarketresearch.com/glucaric-acid-market.html>, accessed 26 January 2020.
- 597 Y. Wu, Y. Enomoto, H. Masaki and T. Iwata, *J. Appl. Polym. Sci.*, 2019, **136**, 47255.
- 598 T. N. Smith, K. Hash, C.-L. Davey, H. Mills, H. Williams and D. E. Kiely, *Carbohydr. Res.*, 2012, **350**, 6–13.
- 599 J. M. H. Dirks, H. S. Van der Baan and J. M. A. J. J. Van den Broek, *Carbohydr. Res.*, 1977, **59**, 63–72.
- 600 J. Lee, B. Saha and D. G. Vlachos, *Green Chem.*, 2016, **18**, 3815–3822.
- 601 M. Khawaji, Y. Zhang, M. Loh, I. Graça, E. Ware and D. Chadwick, *Appl. Catal., B*, 2019, **256**, 117799.
- 602 X. Jin, M. Zhao, J. Shen, W. Yan, L. He, P. S. Thapa, S. Ren, B. Subramaniam and R. V. Chaudhari, *J. Catal.*, 2015, **330**, 323–329.
- 603 X. Jin, M. Zhao, M. Vora, J. Shen, C. Zeng, W. Yan, P. S. Thapa, B. Subramaniam and R. V. Chaudhari, *Ind. Eng. Chem. Res.*, 2016, **55**, 2932–2945.
- 604 S. Solmi, C. Morreale, F. Ospitali, S. Agnoli and F. Cavani, *ChemCatChem*, 2017, **9**, 2797–2806.
- 605 S. Donen and K. Jensen, US0275622A1, 2014.
- 606 V. J. Murphy, J. Shoemaker, G. Zhu, G. F. Salem and E. L. Dias, US0306790A1, 2011.
- 607 M. Besson, G. Flèche, P. Fuertes, P. Gallezot and F. Lahmer, *Recl. des Trav. Chim. des Pays-Bas*, 1996, **115**, 217.
- 608 R. Chen, C. Yang, Q. Zhang, B. Zhang and K. Deng, *J. Catal.*, 2019, **374**, 297–305.
- 609 W. J. Liu, Z. Xu, D. Zhao, X. Q. Pan, H. C. Li, X. Hu, Z. Y. Fan, W. K. Wang, G. H. Zhao, S. Jin, G. W. Huber and H. Q. Yu, *Nat. Commun.*, 2020, **11**, 265.
- 610 L. Zhao, X. Kuang, X. Sun, Y. Zhang and Q. Weiz, *J. Electrochem. Soc.*, 2019, **166**, H534–H540.
- 611 G. Moggia, T. Kenis, N. Daems and T. Breugelmanns, *Chem-ElectroChem*, 2020, **7**, 86–95.
- 612 E. Derrien, P. Marion, C. Pinel and M. Besson, *Org. Process Res. Dev.*, 2016, **20**, 1265–1275.
- 613 E. Derrien, M. Mounguengui-Diallo, N. Perret, P. Marion, C. Pinel and M. Besson, *Ind. Eng. Chem. Res.*, 2017, **56**, 13175–13189.
- 614 V. B. Thaore, R. D. Armstrong, G. J. Hutchings, D. W. Knight, D. Chadwick and N. Shah, *Chem. Eng. Res. Des.*, 2020, **153**, 337–349.
- 615 K. K. Kapanji, K. F. Haigh and J. F. Görgens, *Bioresour. Technol.*, 2019, **289**, 121635.
- 616 R. Gérardy, R. Morodo, J. Estager, P. Luis, D. P. Debecker and J. C. M. Monbaliu, *Top. Curr. Chem.*, 2019, **377**, 1–35.
- 617 J. Q. Bond, D. M. Alonso, D. Wang, R. M. West and J. A. Dumesic, *Science*, 2010, **327**, 1110–1114.
- 618 E. I. Gürbüz, D. M. Alonso, J. Q. Bond and J. A. Dumesic, *ChemSusChem*, 2011, **4**, 357–361.
- 619 W. Schutyser, T. Renders, S. Van Den Bosch, S. F. Koelewijn, G. T. Beckham and B. F. Sels, *Chem. Soc. Rev.*, 2018, **47**, 852–908.
- 620 C. M. Lam, I. K. M. Yu, S. C. Hsu and D. C. W. Tsang, *J. Clean. Prod.*, 2018, **199**, 840–848.
- 621 R. Aryapratama and M. Janssen, *J. Clean. Prod.*, 2017, **164**, 434–443.
- 622 J. Moreno, J. Iglesias, J. Blanco, M. Montero, G. Morales and J. A. Melero, *J. Clean. Prod.*, 2020, **250**, 119568.

