

ChemComm

Chemical Communications

rsc.li/chemcomm



Boron at the helm

ISSN 1359-7345



FEATURE ARTICLE

Christopher Sandford and Varinder K. Aggarwal
Stereospecific functionalizations and transformations of secondary and tertiary boronic esters



Cite this: *Chem. Commun.*, 2017, 53, 5481

Received 16th February 2017,
Accepted 29th March 2017

DOI: 10.1039/c7cc01254c

rsc.li/chemcomm

Stereospecific functionalizations and transformations of secondary and tertiary boronic esters

Christopher Sandford and Varinder K. Aggarwal *

The formation of highly enantioenriched boronic esters through both stoichiometric and catalytic methods has received much attention over the past decade. Accordingly, the transformations of the boronic ester moiety into other functional groups is of considerable interest in synthesis. Specifically, transformations which retain the high enantioenrichment of the starting boronic ester, either through a stereoretentive or a stereoinvertive pathway, lead to the formation of new C–C, C–O, C–N, C–X, or C–H bonds at stereogenic centres. This feature article summarises the current state of the art in stereospecific transformations of both secondary and tertiary boronic esters into other functionalities and groups, whilst considering critically the transformations that are currently unattainable and would represent future advances to the field.

1. Introduction

Organoboron compounds are of significant utility in asymmetric synthesis. Accompanied with a large expansion in routes to obtain enantioenriched organoboron compounds, their subsequent transformations into a range of functional groups provide access to a broad array of diverse molecules with high enantioselectivity.

Asymmetric hydroboration, reported in 1961 by H. C. Brown,¹ heralded the birth of modern asymmetric synthesis because, for the first time, it was shown that small molecules (Ipc_2BH) were capable of providing high levels of enantioselectivity, levels that had previously been the sole preserve of enzymes. Stereospecific

oxidation of the chiral alkylboranes (R_3B) formed through hydroboration gave enantioenriched alcohols. Subsequently, further stereospecific transformations of the alkylboranes were elucidated, enabling the C–B bond to be converted into a wide range of other functional groups.²

However, despite the range of reactions that can be carried out using alkylboranes, their synthetic utility is tempered by their air and moisture sensitivity. Changing the organoborane into a boronic ester ($\text{RB}[\text{OR}']_2$) enables easier purification, especially in the case of boronic acid pinacol esters (RBpin).³ This characteristic facilitates the use of boronic esters in synthesis and as a tool to create new bonds. Perhaps most notably, the Suzuki–Miyaura reaction has been applied extensively because of operational simplicity and the range of arylboronic esters and acids that are commercially available.⁴

School of Chemistry, University of Bristol, Cantock's Close, Bristol BS8 1TS, UK.
E-mail: v.aggarwal@bristol.ac.uk



Christopher Sandford

Christopher Sandford was born in Bristol, UK in 1990. He obtained his MChem from the University of Oxford in 2013, conducting research under the supervision of Prof. Darren Dixon. Chris is currently pursuing his PhD at the University of Bristol under the direction of Prof. Varinder Aggarwal, where he is investigating the reactivity of boronate complexes.



Varinder K. Aggarwal

Varinder K. Aggarwal studied chemistry at Cambridge University and received his PhD in 1986 under the guidance of Dr Stuart Warren. After postdoctoral studies (1986–1988) under Prof. Gilbert Stork, Columbia University, he returned to the UK as a Lecturer at Bath University. In 1991 he moved to Sheffield University, where he was promoted to Professor in 1997. In 2000 he moved to Bristol University where he holds the Chair in Synthetic Chemistry. He was elected Fellow of the Royal Society in 2012.





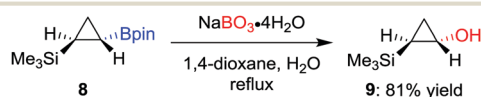
Scheme 1 Mechanism of the oxidation of boronic esters by basic hydrogen peroxide.

Although numerous synthetic routes are available to produce primary and secondary alcohols, the formation of stereodefined tertiary alcohols is significantly less developed. We found that oxidation can also be applied to tertiary boronic esters (Scheme 2),¹² which can be prepared by lithiation–borylation (see Section 4.3). During the course of our studies on the oxidation of tertiary boronic esters, we have found that it is sometimes advantageous to add dibutylhydroxytoluene (BHT) to prevent the formation of peroxy radicals, and ethylenediaminetetraacetic acid (EDTA) to minimize the decomposition of hydrogen peroxide by trace metals.^{12,13} Furthermore, we find that THF is an ideal solvent for improving miscibility with the aqueous phase.



Scheme 2 Conversion of chiral secondary alcohols into tertiary alcohols by lithiation–borylation (see Section 4.3) and the stereospecific oxidation of boronic esters. OCb = *N,N*-diisopropylcarbamate.

As a milder alternative to the hydrogen peroxide conditions, sodium perborate effects the oxidation with higher functional-group tolerance.¹⁴ For example, Fontani *et al.* reported that the oxidation of diastereomerically pure cyclopropylboronic acid pinacol ester **8** with hydrogen peroxide led to a poor conversion along with the formation of ring-opened carbonyl compounds.¹⁵ Conversely, the oxidation with sodium perborate was found to afford the desired alcohol **9** in 81% yield (Scheme 3). Furthermore, sodium perborate is also often the reagent of choice for oxidations where the boron moiety is situated β to an electron-withdrawing group (such as a sulfone or a carbonyl group).¹⁶ Household bleach (aq. NaOCl) has also been used to oxidise a tertiary β -keto boronic ester with complete retention of configuration.¹⁷



Scheme 3 Oxidation of cyclopropylboronic esters using sodium perborate by Fontani *et al.*

2.2 Amination of boronic esters

Although trialkylboranes can be readily converted into the corresponding amines by reaction with reagents such as chloramine¹⁸ or alkyl azides,¹⁹ the reduced Lewis acidity of boronic esters prevents reactivity with these weakly Lewis basic



Scheme 4 Procedures for the stereospecific amination of secondary and tertiary boronic esters. R = CH₂(CH₂)₂OC(O)CH₃.

reagents due to ineffective association. To facilitate the stereospecific amination of boronic acid glycol esters **10**, Brown and co-workers (Scheme 4a) reported the initial conversion into the more Lewis acidic boronic ester **11** with methyl lithium and subsequent amination by using hydroxylamine-*O*-sulfonic acid (NH₂OSO₃H).²⁰

Seeking a direct stereospecific amination protocol for alkylboronic acid pinacol esters, Morcken and co-workers²¹ (Scheme 4b) proposed increasing the nucleophilicity of the amination reagent by using lithiated alkoxy amines. Reaction of enantioenriched boronic ester **13** with 3.0 equivalents of methoxyamine and *n*-butyllithium, followed by Boc protection, was found to afford Boc-protected amine **14** in 84% yield. This transformation was found to proceed with complete retention of stereoconfiguration for secondary boronic esters, an outcome that is consistent with a 1,2-metallate rearrangement involving migration of the C–B σ -bond onto the nitrogen atom with loss of methoxide. However, these conditions were not amenable for the amination of tertiary alkylboronic esters.

Although a method for the direct amination of tertiary boronic esters has yet to be reported, we sought to provide the desired tertiary amines by first converting the boronic ester **15** into the trifluoroborate salt **16** (Scheme 4c),²² which can be achieved in essentially quantitative yields using KHF₂ in MeOH.²³ Pleasingly, we found that a modification of Matteson's amination conditions for trifluoroborate salts,²⁴ using SiCl₄ to form the alkyldichloroborane²⁵ and then reaction with an alkylazide,^{19b} led to the corresponding amine **17** through a retentive pathway without loss in stereochemical integrity. The reaction can occur intramolecularly to obtain piperidines (**19**), and we subsequently discovered that the methodology can also be applied to non-benzylic tertiary boronic esters.²⁶

2.3 Boronate complexes as chiral organometallic-type reagents

In addition to the functionalization of boronic esters *via* the stereospecific migration of the C–B bond, we envisaged that



In order to determine the range of electrophiles that might be suitable for reactions with boronate complexes, we sought to determine the nucleophilicity parameter (N) of the complexes to compare with other nucleophiles.³¹ In collaboration with Mayr and co-workers, we discovered that the aryl group has a significant effect on reactivity: the boronate complex derived from phenyllithium is 100 times more reactive than that derived from 3,5-(CF₃)₂C₆H₃Li (**24**).³² Furthermore, the order of the nucleophilicity parameter follows the trend: secondary benzylic > primary alkyl > primary benzylic > secondary alkyl. With these relative levels of reactivity known, we aim to explore other electrophiles that should participate in this S_E2_{inv} pathway (see also Section 4.5).

3. Carbon–hydrogen bond formation

3.1 Protodeboronation of tertiary benzylic boronic esters

The stereospecific conversion of the C–B bond of a tertiary boronic ester into a C–H bond represents an efficient synthesis of tertiary alkyl stereogenic centres, including 1,1-diaryllalkanes. Tertiary boranes are known to undergo protodeboronation by using propionic acid as the reagent of choice,³³ owing to strong B–O bond formation driving the reaction. We discovered that this reagent is not efficient for the protodeboronation of tertiary benzylic boronic esters,³⁴ leading to slow conversion predominantly towards elimination products. We reasoned that the reaction could be facilitated if the driving force was changed to the formation of stronger B–F bonds. Consequently, we found that the addition of CsF and H₂O in dioxane at 30 °C leads to the protodeboronation of diaryllalkyl boronic ester **32** in 91% yield and 99% es (Scheme 6a), *via* a stereoretentive pathway. The methodology also provides access to enantioenriched deuterated tertiary alkanes by simply substituting the H₂O with D₂O.

In contrast with diaryllalkyl boronic esters, aryldialkyl boronic esters were found to be significantly more difficult to protodeboronate. Nevertheless, using the more reactive TBAF·3H₂O enabled the protodeboronation of **35** in 99% yield and 99% es when conducted in *n*-pentane (Scheme 6b). Notably, the protodeboronation conditions require activated substrates, such as a benzylic (or allylic³⁵) boronic ester. However, our research group found that non-benzylic boronic esters could undergo protodeboronation by employing oxidative conditions, leading to



Scheme 6 Protodeboronation of tertiary dibenzylic and monobenzylic boronic esters.



Scheme 7 Proposed mechanism for the stereoretentive protodeboronation of tertiary benzylic boronic esters.



Fig. 4 Examples of biologically and therapeutically active molecules synthesised using a protodeboronation step to introduce the displayed hydrogen(s) enantiospecifically.

homolytic cleavage of the C–B bond,³⁶ the resulting C–H bond being formed without stereospecificity owing to the radical nature of the intermediates.

The TBAF·3H₂O reaction is believed to occur *via* a hydrogen-bonded boronate complex, which delivers the proton to the same side as the boron atom (Scheme 7). In more polar solvents, solvation of the water molecules is proposed to cause a competing invertive pathway and subsequent erosion in enantiospecificity.

This protodeboronation strategy provides ready access to enantioenriched alkanes that are otherwise difficult to access, since the newly formed stereogenic centre can be placed distal to other functional groups. Indeed, we have applied the methodology to the synthesis of a wide range of biologically and therapeutically active molecules (Fig. 4).^{34,37}

4. Carbon–carbon bond formation

4.1 One-carbon homologations

The homologation of an enantioenriched boronic ester³⁸ by a one-carbon unit allows facile chain extension whilst retaining the valuable boronic ester group for future functionalization. The simplest such homologation is the insertion of a methylene (CH₂) unit into the C–B bond, a reaction that was initially reported by Sadhu and Matteson in 1985.³⁹ In their seminal work, it was found that addition of *n*-butyllithium to a mixture of boronic ester **37** and iodochloromethane in THF at –78 °C affords the homologated boronic ester **39** in 95% yield, a transformation that proceeds through a stereoretentive 1,2-metallate rearrangement (Scheme 8a). Initially, iodine–lithium exchange forms LiCH₂Cl, which adds to the empty boron p-orbital to form boronate complex **38**, thus triggering the 1,2-metallate rearrangement with





Scheme 8 Stereospecific Matteson homologations of enantioenriched boronic esters. Yield and enantiospecificity of **41** recorded after oxidation; yield of **42** determined by ¹¹B NMR analysis of the crude material.

loss of chloride. A number of alternative protocols were subsequently investigated by the groups of Matteson and Brown,⁴⁰ including *in situ* reduction of α -chloroboronic esters,⁴¹ with bromochloromethane becoming the reagent of choice for the Matteson homologation procedure.

When we investigated the homologation of tertiary boronic esters,^{26,42} we discovered that the use of bromochloromethane led to competitive oxygen migration, forming borinic ester **42** (Scheme 8b). However, through analysis of conformation **43**, we reasoned that using bromide as a bulkier and less-polar leaving group would disfavour oxygen migration; indeed, when using *in situ* formed bromomethyl lithium, the carbon-migration product **41**, which was subsequently oxidized to the alcohol, was formed in 83% yield and with complete stereoretention.

Computational studies on the effect of sterics in this migration conducted by Elliott *et al.* have shown that the energy difference between the barriers to carbon- and oxygen-migrations are significantly reduced for sterically bulky tertiary boronic esters, and that decomplexation and/or undesired reactions of the boronate complex can take place in these cases.⁴³ Consequently, greater yields were found by decreasing steric hindrance around the boron atom through replacing the pinacol ligand with propane-1,3-diol.

Manipulation of the oxidation state of the carbon atom introduced from the organolithium allows access to alternative homologated functional groups. Using LiCHCl₂ (derived from the deprotonation of CH₂Cl₂) provides access to the homologated aldehyde **45**⁴⁴ after oxidation of the intermediate α -chloroboronic ester **44** (Scheme 9a).⁴⁵ For a tertiary boronic ester, we have found the homologation reaction to proceed in 68% yield with complete stereoretention (Scheme 9b).⁴² Fandrick *et al.* have subsequently applied this homologation on a decagram scale to install a quaternary stereogenic centre in their synthesis of 5-lipoxygenase-activating protein (FLAP) inhibitor **50** (Scheme 9c).⁴⁶



Scheme 9 One-carbon homologations of boronic esters to aldehydes and carboxylic acids. Ar = *p*-BrC₆H₄.

For the homologation to the corresponding carboxylic acid, Cruden and co-workers found the direct homologation to be challenging,⁴⁴ but can be achieved *via* a two-step procedure involving oxidation of the α -chloroboronic ester **44** with NaClO₂ (Scheme 9a). This two-step strategy had previously been applied by Matteson and Beedle to oxidise α -azido boronic esters into the corresponding carboxylic acids in their synthesis of enantioenriched α -amino acids.⁴⁷ As an alternative route, we have also applied a two-step procedure involving oxidation of the homologated alcohol with pyridinium dichromate.⁴⁸

4.2 Three-carbon homologations

As an alternative to one-carbon homologation processes where the 1,2-metallate rearrangement proceeds by an S_N2-type displacement of a leaving group (see Section 4.1), an S_N2'-type process can be achieved by using a vinylboronate complex with an allylic leaving group, thereby introducing a three-carbon motif and forming an allylic organoboron compound. This process works well for boranes,⁴⁹ and the homologation was applied to achiral tertiary boronic esters by Smith *et al.*⁵⁰ When our research group applied this technique, homologation of enantioenriched tertiary boronic ester **51** with (3-chloroprop-1-en-1-yl)-lithium **52** afforded, after oxidation, allylic alcohol **53** in 68% yield and 100% es, albeit in 1:1 dr (Scheme 10a).²⁶ To obtain higher diastereoselectivity, we have found an S_N2-type displacement of chloride to be preferential since the configurationally labile organolithium is then able to undergo a dynamic kinetic resolution. In this case, the homologation of **15** with 1-chloroallyllithium **54** afforded the allylic boronic ester **55** in 73% yield, 100% es and 24:1 dr (Scheme 10b).⁴²

We envisaged that if we could identify a method for promoting a 1,3-borotropic rearrangement of the products, we would have access





Scheme 10 Three-carbon homologations of enantioenriched boronic esters, and the palladium-catalyzed 1,3-borotropic shift. R = CH₂CH₂Ph.

to terminal allylic boronic esters for further functionalization.⁴⁸ However, this posed two challenges: firstly, the homologation of a chiral secondary boronic ester by using 1-chloro-allyllithium leads to a mixture of under- and over-homologated products; secondly, allylic pinacol boronic ester products are stable to 1,3-borotropic rearrangements, unlike their propylene glycol analogues.^{50b,51}

Consequently, to address the first challenge, we adopted a two-step, one-pot protocol involving a one-carbon Matteson homologation followed by *in situ* treatment with vinyl magnesium bromide (Scheme 10c).⁴⁸ Next, to facilitate the 1,3-rearrangement, we discovered that palladium catalysis in the presence of base and B₂pin₂ gave access to a Bpin-bound π -allyl-Pd^{II} complex **60** (Fig. 5) which, upon reductive elimination, affords the desired product with excellent *E* selectivity. The three-carbon homologation of secondary boronic ester **13** was found to afford **57** in 61% yield (over 2 steps), *E/Z* >95:5 and 100% es (Scheme 10c). To demonstrate the synthetic utility of the three-carbon homologation, we applied our methodology to the synthesis of a fragment of (+)-jasplakinolide.

4.3 Lithiation–borylation homologations

Owing to the stereospecific nature of the 1,2-metallate rearrangement, there is the opportunity to create two or more



Fig. 5 Proposed mechanism of the palladium-catalyzed 1,3-rearrangement of allylic boronic esters used in a two-step three-carbon homologation.

configurationally well-defined contiguous stereocentres with high fidelity through a stereoselective homologation. We have realised this through the application of our lithiation–borylation methodology,^{6,12,13d,52} in which a configurationally stable carbenoid, possessing a suitable leaving group, is added to a boronic ester to ultimately form a new carbon–carbon bond at a stereogenic centre. Lithiated carbamate **63** can be formed by the deprotonation of the parent carbamate using *sec*-butyllithium in the presence of (–)-sparteine (Scheme 11a).⁵³ The addition of enantioenriched boronic ester **62** leads to the formation of boronate complex **64** which, following 1,2-metallate rearrangement and oxidation of the boronic ester, affords alcohol **66** in 82% yield, with >98:2 er and 96:4 dr.^{52a} Simply changing the enantiomer of sparteine (or using O'Brien's (+)-sparteine surrogate⁵⁴) during the lithiation gives access to the other diastereomer of the product (**70**). We have subsequently applied this methodology to install two contiguous stereocentres in the synthesis of a range of natural products.^{37a,55}



Scheme 11 Lithiation–borylation reactions of enantioenriched boronic esters to form (a) tertiary–tertiary and (b) quaternary–tertiary contiguous stereogenic centres. (c) Proposed mechanism for the generation of diastereomers in the formation of quaternary–tertiary contiguous stereogenic centres by lithiation–borylation. OCb = *N,N*-diisopropylcarbamate, OCbx = 3,3-dimethyl-1-oxa-4-azaspiro[4.5]decane-4-carboxylate, sp = sparteine, sps = sparteine surrogate, R = CH₂CH₂Ph, n.d. = not determined.



synthesis of (+)-hydroxyphthioceranic acid (**92**) from boronic ester **91** in 12.4% overall yield (Scheme 13c).

4.4 Olefinations and alkynylations

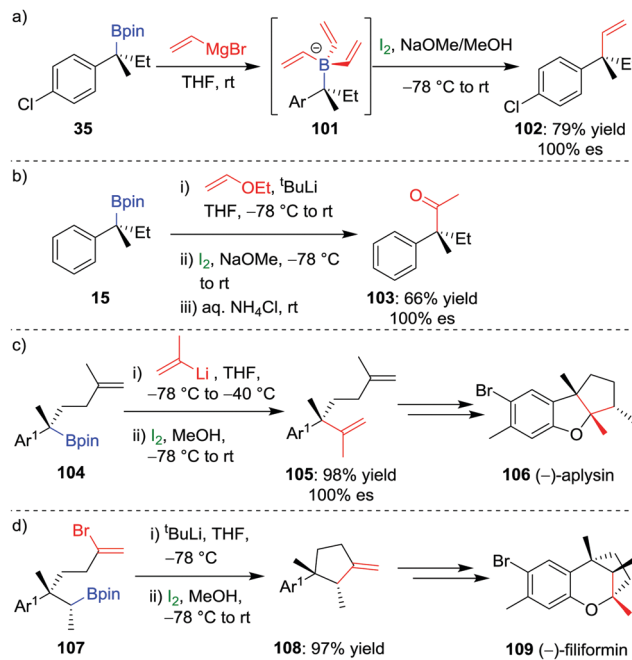
The selective formation of a single alkene isomer from a borane starting material was first reported by Zweifel and co-workers in 1967.⁶⁰ In their seminal study, it was found that the addition of iodine to alkenyldialkylborane **93** (formed by hydroboration across an alkyne) results in the formation of iodonium ion **94**, which, upon migration of an alkyl substituent of the boron, is opened to afford β -iodo-organoborane **95** (Scheme 14a). Deboroniodination of this intermediate (usually facilitated by hydroxide or methoxide as a base) leads to *cis*-alkene **96**. The reaction was subsequently expanded to the coupling of a boronic ester (**98**) with a vinylolithium (**97**) by Evans and co-workers (Scheme 14b).⁶¹ Owing to the stereospecific nature of the 1,2-metallate rearrangement, the reaction can be used to couple enantioenriched boronic esters with olefinic functional groups without loss of stereochemical integrity.

Our research group has shown that upon subjection of tertiary benzylic boronic esters to Zweifel olefination conditions, vinylmagnesium bromide adds not once but three times to the boronic ester, to form boronate complex **101** (Scheme 15a).⁴² The addition of four equivalents of vinylmagnesium bromide leads to complete conversion to this boronate complex, which, upon addition of iodine and NaOMe/MeOH, affords the olefination product **102** in 79% yield and 100% es.

In further studies within our group, we have identified that Zweifel olefination conditions can be applied to the homologation of a boronic ester to the corresponding methyl ketone using ethoxy vinylolithium (Scheme 15b).^{26,42} We have also applied this versatile reaction in synthesis – propenylation of **104** affords compound **105** as an intermediate in the synthesis of (–)-aplysin **106** (Scheme 15c),⁶² and an intramolecular Zweifel reaction of compound **107** was used in the synthesis of (–)-filiformin **109** (Scheme 15d).⁵⁶

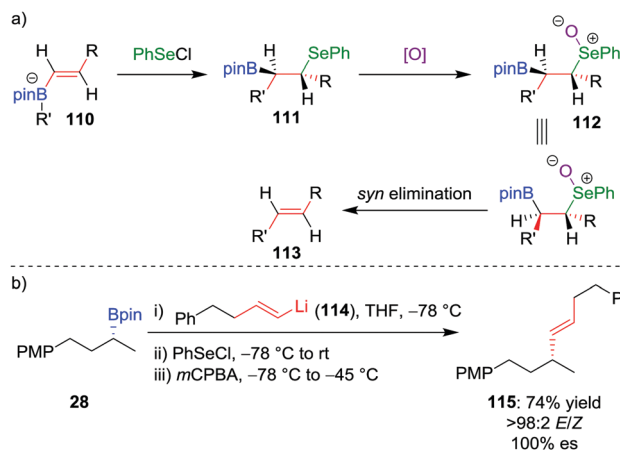


Scheme 14 Early examples of the Zweifel olefination reaction applied to boranes and boronic esters.



Scheme 15 Application of the Zweifel olefination reaction to the functionalization of secondary and tertiary boronic esters. Ar = *p*-ClC₆H₄, Ar¹ = 2-MeO-4-Me-C₆H₃.

The deboroniodination of intermediate **95** occurs through an *anti* elimination process and gives access to the *cis* alkene. We reasoned that access to the alternative *trans* isomer would be facilitated through a *syn* elimination step.⁶³ Replacing iodine with PhSeCl as the electrophile, followed by chemo-selective oxidation of the β -selenoboronate intermediate **111** to the corresponding selenoxide **112**, initiates *syn* elimination of selenium and boron (Scheme 16a). This protocol allowed the coupling of vinylolithium **114** (derived by lithium-halogen exchange from the parent vinylbromide) with boronic ester **28** to afford *trans* alkene **115** in 74% yield, >98:2 *E/Z* selectivity and 100% es (Scheme 16b).⁶⁴ Taken in combination with the



Scheme 16 *Trans* selective variant of the Zweifel olefination reaction. PMP = *para*-methoxyphenyl.



Zweifel *cis* olefination, the two procedures provide stereodivergent access to either alkene isomer.⁶⁵

Extension of olefination techniques to alkylation is more challenging. The reaction of a metallated alkyne with a boronic ester is reversible,⁶⁶ and, consequently, addition of iodine affords an iodoalkyne rather than the desired π -electrophilic activation of the alkyne boronate. However, our group has shown that suitably functionalized alkenes, which can be coupled to boronic esters by using the Zweifel olefination, can give an alkyne through a subsequent 1,2-elimination.⁶⁷ Deprotonation of vinylbromide by LDA and addition to enantio-enriched secondary alkylboronic ester **116**, followed by the addition of iodine in methanol, was found to afford 1,1-bromoalkyl-alkene **117** (Scheme 17a). A solution of crude vinyl bromide **117** was then treated with TBAF to achieve elimination and afford the desired alkyne **118** in 81% overall yield and complete enantiospecificity.

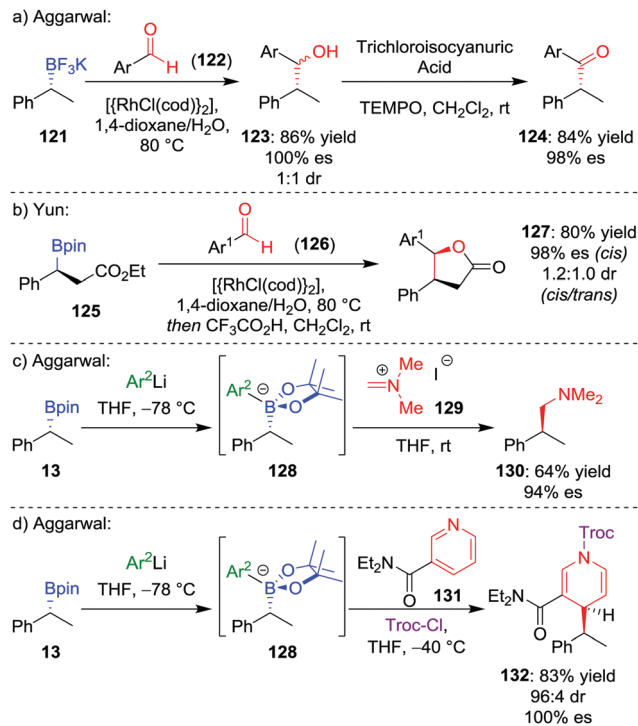


Scheme 17 Stereospecific alkylation of secondary and tertiary boronic esters. R = CH₂CH(CH₃)₂, OCb = *N,N*-diisopropylcarbamate.

For the alkylation of tertiary boronic esters, we found that vinyl carbamate is a superior reagent, with the intermediate carbamoylalkylalkene **119** easily undergoing elimination by using *tert*-butyllithium to afford alkyne **120** in 84% yield and 100% es (Scheme 17b). Secondary benzylic boronic esters also undergo alkylation by using vinyl carbamate, but the stoichiometry of the *tert*-butyllithium must be carefully controlled to prevent deprotonation at the benzylic carbon centre and a concomitant reduction in enantiospecificity.

4.5 Addition to aldehydes and iminium ions

During our studies into the reactivity of boronic esters, we observed that benzylic boronic esters react with aldehydes in the presence of CsF, albeit with only 43% es.⁶⁸ Switching to a benzylic trifluoroborate salt **121** (obtained from the parent boronic ester in excellent yields and stereospecificity)²³ and using a catalytic amount of $[\{\text{RhCl}(\text{cod})\}_2]$ enabled the addition to aldehyde **122** to be conducted in 86% yield and 100% es, through a stereoretentive pathway (Scheme 18a). The retention of configuration was explained by invoking rhodium acting as a Lewis acid to simultaneously coordinate both the aldehyde and boron compound and facilitate carbon-carbon bond formation (Fig. 6). Both secondary and tertiary benzylic trifluoroborate salts participate in this reaction, and TEMPO-mediated oxidation of the products led to the corresponding ketone **124** without stereoreosion. Yun and co-workers extended this methodology



Scheme 18 Additions of trifluoroborate salts and boronate complexes to aldehydes and iminium ions. Ar = *p*-CF₃C₆H₄, Ar¹ = *p*-NO₂C₆H₄, Ar² = 3,5-(CF₃)₂C₆H₃, Troc-Cl = 2,2,2-trichloroethyl chloroformate.

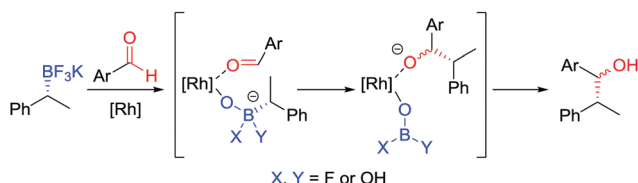


Fig. 6 Proposed mechanism for the stereospecific addition of trifluoroborate salts to aldehydes, catalysed by $[\{\text{RhCl}(\text{cod})\}_2]$.

to form γ -butyrolactones **127**, using KHF₂ as an additive to enable the reaction of benzylic boronic esters, albeit with moderate diastereocontrol (Scheme 18b).⁶⁹

In addition to the reaction of trifluoroborate salts, our group has also shown that boronate complexes (see Section 2.3) react with iminium ions to form C-C bonds without loss of stereochemical integrity. Reaction of boronate **128** with commercially available Eschenmoser's salt **129** gives tertiary amine **130** in 64% yield and 94% es (Scheme 18c).²⁸ Benzylic boronate complexes also react with cyclic iminium ions – the addition of boronate **128** to pyridine **131** (activated using Troc-Cl) affords dihydropyridine **132** in 83% yield, 96:4 dr and 100% es (Scheme 18d).⁷⁰ Activated quinolines and dihydroisoquinolines can also be used as electrophiles.

4.6 sp^2 - sp^3 coupling reactions

The formation of key C-C bonds by cross-coupling reactions, such as the Suzuki-Miyaura reaction, is one of the most established methods in modern synthesis.^{4,71} However, the



Suzuki–Miyaura reaction is largely limited to the formation of sp^2 – sp^2 bonds, owing to problems of slow transmetalation and competing β -hydride elimination when extended to coupling of sp^3 carbon centres.⁷² Specifically, β -hydride elimination and subsequent hydropalladation leads to racemization of stereogenic centres and loss of stereochemical information. Accordingly, significant research has focussed on the coupling of sp^3 organometallic nucleophiles within recent years.⁷³

The first general stereospecific coupling of an enantioenriched secondary benzylic boronic ester was achieved by Crudden and co-workers in 2009;⁷⁴ using $[Pd_2(dba)_3]/PPh_3$ as the catalyst, boronic ester *ent*-**13** was coupled in a stereoretentive manner with aryl iodide **133** in 62% yield and 91% es (Scheme 19a). Crucially, the use of Ag_2O as the base, which increases the rate of the transmetalation step, was found to be critical to obtaining high yields and high levels of enantiospecificity.⁷⁵ Crudden and co-workers have further extended their methodology to enable the coupling of dibenzylic boronic esters; in this case, neopentyl glycol boronic ester **135** was coupled to give triarylmethane **136** in high yield and enantiospecificity (Scheme 19b).⁷⁶ Liao and co-workers found that although dibenzylic boronic esters coupled with retention of configuration, the corresponding trifluoroborates coupled with inversion of configuration (Scheme 19c).⁷⁷

The first report of an enantiospecific Suzuki–Miyaura coupling of an unactivated dialkylboron compound was reported by Biscoe and co-workers in 2014.⁷⁸ Stereoinvertive coupling of enantioenriched trifluoroborate salt **140** with chlorobenzene **141** was achieved using preformed P^tBu_3 -ligated palladium precatalyst **142**,⁷⁹ affording **143** in 64% yield and 94% es (Scheme 19d). The bulky, electron-rich



Scheme 19 Enantiospecific transition-metal-mediated sp^2 – sp^3 cross-coupling of unactivated secondary boronic esters and trifluoroborate salts. Ar = *p*-ClC₆H₄, Ar¹ = *p*-CH₃CH₂C₆H₄, Ar² = *p*-CH₃C₆H₄, Ms = CH₃SO₂, neop = neopentyl glycol.



Fig. 7 Mechanism for the stereospecific transition-metal-free coupling of boronic esters with furan. E⁺ = electrophile, Nu⁻ = nucleophile.

phosphine ligand is used to suppress β -hydride elimination and subsequent isomerization, as reported by the groups of Dreher and Molander.⁸⁰

As a consequence of the difficulties associated with transition-metal-mediated sp^2 – sp^3 coupling reactions, particularly the inability to couple tertiary boronic esters under current protocols, we reasoned that the desired C–C bond could be formed using an alternative transition-metal-free route. In our approach, we proposed that activation of the aromatic ring of boronate complex **144** by an electrophile (in an analogous fashion to the activation of the alkene in a Zweifel reaction; see Section 4.4) would facilitate the desired 1,2-metallate rearrangement (Fig. 7).⁸¹ Upon nucleophilic attack at the boron centre, the compound would re-aromatize with the elimination of the electrophile, affording the desired coupled product **146** in a stereoretentive fashion.

We initially tested this reaction manifold on the coupling of 2-lithiofuran (formed by deprotonation of furan by *n*-butyllithium) with enantioenriched boronic ester *ent*-**20** (Scheme 20a).^{81a,b} Following formation of boronate complex **147**, addition of *N*-bromosuccinimide as the electrophile facilitates the desired coupling in 91% yield and 100% es. Significantly, the procedure



Scheme 20 Transition-metal-free cross-coupling reactions of secondary and tertiary boronic esters. R = CH₂CH₂Ph, NBS = *N*-bromosuccinimide, Troc-Cl = 2,2,2-trichloroethyl chloroformate.



- 393–397; (c) H. C. Brown, M. C. Desai and P. K. Jadhav, *J. Org. Chem.*, 1982, **47**, 5065–5069.
- 2 H. C. Brown and B. Singaram, *Acc. Chem. Res.*, 1988, **21**, 287–293.
- 3 (a) A. J. J. Lennox and G. C. Lloyd-Jones, *Chem. Soc. Rev.*, 2014, **43**, 412–443; (b) D. S. Matteson, *J. Organomet. Chem.*, 1999, **581**, 51–65.
- 4 (a) S. Kotha, K. Lahiri and D. Kashinath, *Tetrahedron*, 2002, **58**, 9633–9695; (b) J. Magano and J. R. Dunetz, *Chem. Rev.*, 2011, **111**, 2177–2250.
- 5 D. S. Matteson, *Chem. Rev.*, 1989, **89**, 1535–1551.
- 6 (a) D. Leonori and V. K. Aggarwal, *Acc. Chem. Res.*, 2014, **47**, 3174–3183; (b) D. Leonori and V. K. Aggarwal, in *Synthesis and Application of Organoboron Compounds*, ed. E. Fernández and A. Whiting, Springer International Publishing, Cham, 2015, pp. 271–295.
- 7 (a) C. M. Crudden and D. Edwards, *Eur. J. Org. Chem.*, 2003, 4695–4712; (b) A.-M. Carroll, T. P. O'Sullivan and P. J. Guiry, *Adv. Synth. Catal.*, 2005, **347**, 609–631.
- 8 (a) S. Lee and J. Yun, in *Synthesis and Application of Organoboron Compounds*, ed. E. Fernández and A. Whiting, Springer International Publishing, Cham, 2015, pp. 73–92; (b) J. A. Schiffner, K. Mütter and M. Oestreich, *Angew. Chem., Int. Ed.*, 2010, **49**, 1194–1196.
- 9 (a) J. R. Coombs and J. P. Morken, *Angew. Chem., Int. Ed.*, 2016, **55**, 2636–2649; (b) J. Takaya and N. Iwasawa, *ACS Catal.*, 2012, **2**, 1993–2006.
- 10 (a) H. K. Scott and V. K. Aggarwal, *Chem. – Eur. J.*, 2011, **17**, 13124–13132; (b) T. Chinnusamy, K. Feeney, C. G. Watson, D. Leonori and V. K. Aggarwal, in *Comprehensive Organic Synthesis*, ed. G. A. Molander and P. Knochel, Elsevier, Oxford, 2nd edn, 2014, vol. 7, pp. 692–718.
- 11 H. C. Brown and G. Zweifel, *J. Am. Chem. Soc.*, 1961, **83**, 2544–2551.
- 12 J. L. Stymiest, V. Bagutski, R. M. French and V. K. Aggarwal, *Nature*, 2008, **456**, 778–782.
- 13 (a) A. G. Davies and B. P. Roberts, *J. Chem. Soc. B*, 1967, 17–22; (b) G. W. Burton and K. U. Ingold, *J. Am. Chem. Soc.*, 1981, **103**, 6472–6477; (c) L. Shu and Y. Shi, *J. Org. Chem.*, 2000, **65**, 8807–8810; (d) V. Bagutski, R. M. French and V. K. Aggarwal, *Angew. Chem., Int. Ed.*, 2010, **49**, 5142–5145.
- 14 G. W. Kabalka, T. M. Shoup and N. M. Goudgaon, *Tetrahedron Lett.*, 1989, **30**, 1483–1486.
- 15 (a) P. Fontani, B. Carboni, M. Vaultier and G. Maas, *Synthesis*, 1991, 605–609; see also: (b) M. M. Hussain, H. Li, N. Hussain, M. Ureña, P. J. Carroll and P. J. Walsh, *J. Am. Chem. Soc.*, 2009, **131**, 6516–6524.
- 16 (a) C. N. Farthing and S. P. Marsden, *Tetrahedron Lett.*, 2000, **41**, 4235–4238; (b) H.-S. Sim, X. Feng and J. Yun, *Chem. – Eur. J.*, 2009, **15**, 1939–1943.
- 17 S. Radomkit and A. H. Hoveyda, *Angew. Chem., Int. Ed.*, 2014, **53**, 3387–3391.
- 18 H. C. Brown, K.-W. Kim, M. Srebnik and S. Bakthan, *Tetrahedron*, 1987, **43**, 4071–4078.
- 19 (a) H. C. Brown, A. Suzui, S. Sonao, M. Itoh and M. M. Midland, *J. Am. Chem. Soc.*, 1971, **93**, 4329–4330; (b) H. C. Brown, M. M. Midland and A. B. Levy, *J. Am. Chem. Soc.*, 1972, **94**, 2114–2115.
- 20 H. C. Brown, K. W. Kim, T. E. Cole and B. Singaram, *J. Am. Chem. Soc.*, 1986, **108**, 6761–6764.
- 21 S. N. Mlynarski, A. S. Karns and J. P. Morken, *J. Am. Chem. Soc.*, 2012, **134**, 16449–16451.
- 22 V. Bagutski, T. G. Elford and V. K. Aggarwal, *Angew. Chem., Int. Ed.*, 2011, **50**, 1080–1083.
- 23 V. Bagutski, A. Ros and V. K. Aggarwal, *Tetrahedron*, 2009, **65**, 9956–9960.
- 24 D. S. Matteson and G. Y. Kim, *Org. Lett.*, 2002, **4**, 2153–2155.
- 25 B. J. Kim and D. S. Matteson, *Angew. Chem., Int. Ed.*, 2004, **43**, 3056–3058.
- 26 A. P. Pulis, D. J. Blair, E. Torres and V. K. Aggarwal, *J. Am. Chem. Soc.*, 2013, **135**, 16054–16057.
- 27 For other examples of chiral organometallic nucleophiles, see: (a) A. Boudier and P. Knochel, *Tetrahedron Lett.*, 1999, **40**, 687–690; (b) R. W. Hoffmann, B. Hölzer, O. Knopff and K. Harms, *Angew. Chem., Int. Ed.*, 2000, **39**, 3072–3074; (c) T. Thaler, B. Haag, A. Gavryushin, K. Schober, E. Hartmann, R. M. Gschwind, H. Zipse, P. Mayer and P. Knochel, *Nat. Chem.*, 2010, **2**, 125–130.
- 28 R. Larouche-Gauthier, T. G. Elford and V. K. Aggarwal, *J. Am. Chem. Soc.*, 2011, **133**, 16794–16797.
- 29 (a) H. C. Brown and C. F. Lane, *J. Chem. Soc. D*, 1971, 521–522; (b) H. C. Brown, N. R. De Lue, G. W. Kabalka and H. C. Hedgecock, *J. Am. Chem. Soc.*, 1976, **98**, 1290–1291; (c) H. C. Brown and C. F. Lane, *Tetrahedron*, 1988, **44**, 2763–2772.
- 30 C. Sandford, R. Rasappan and V. K. Aggarwal, *J. Am. Chem. Soc.*, 2015, **137**, 10100–10103.
- 31 (a) H. Mayr and M. Patz, *Angew. Chem., Int. Ed. Engl.*, 1994, **33**, 938–957; (b) H. Mayr, B. Kempf and A. R. Ofial, *Acc. Chem. Res.*, 2003, **36**, 66–77; (c) G. Berionni, A. I. Leonov, P. Mayer, A. R. Ofial and H. Mayr, *Angew. Chem., Int. Ed.*, 2015, **54**, 2780–2783.
- 32 K. Feeney, G. Berionni, H. Mayr and V. K. Aggarwal, *Org. Lett.*, 2015, **17**, 2614–2617.
- 33 H. C. Brown and K. J. Murray, *Tetrahedron*, 1986, **42**, 5497–5504.
- 34 S. Nave, R. P. Sonawane, T. G. Elford and V. K. Aggarwal, *J. Am. Chem. Soc.*, 2010, **132**, 17096–17098.
- 35 M. J. Hesse, C. P. Butts, C. L. Willis and V. K. Aggarwal, *Angew. Chem., Int. Ed.*, 2012, **51**, 12444–12448.
- 36 (a) R. Rasappan and V. K. Aggarwal, *Nat. Chem.*, 2014, **6**, 810–814; see also: (b) D. Pozzi, E. M. Scanlan and P. Renaud, *J. Am. Chem. Soc.*, 2005, **127**, 14204–14205; (c) G. Povie, G. Villa, L. Ford, D. Pozzi, C. H. Schiesser and P. Renaud, *Chem. Commun.*, 2010, **46**, 803–805.
- 37 (a) T. G. Elford, S. Nave, R. P. Sonawane and V. K. Aggarwal, *J. Am. Chem. Soc.*, 2011, **133**, 16798–16801; (b) S. Roesner, J. M. Casatejada, T. G. Elford, R. P. Sonawane and V. K. Aggarwal, *Org. Lett.*, 2011, **13**, 5740–5743; (c) V. K. Aggarwal, L. T. Ball, S. Carobene, R. L. Connelly, M. J. Hesse, B. M. Partridge, P. Roth, S. P. Thomas and M. P. Webster, *Chem. Commun.*, 2012, **48**, 9230–9232; (d) S. Roesner and V. K. Aggarwal, *Can. J. Chem.*, 2012, **90**, 965–974; (e) S. Roesner, D. J. Blair and V. K. Aggarwal, *Chem. Sci.*, 2015, **6**, 3718–3723.
- 38 S. P. Thomas, R. M. French, V. Jheengut and V. K. Aggarwal, *Chem. Rec.*, 2009, **9**, 24–39.
- 39 K. M. Sadhu and D. S. Matteson, *Organometallics*, 1985, **4**, 1687–1689.
- 40 (a) H. C. Brown, S. M. Singh and M. V. Rangaishenvi, *J. Org. Chem.*, 1986, **51**, 3150–3155; (b) T. J. Michnick and D. S. Matteson, *Synlett*, 1991, 631–632; (c) R. Soundararajan, G. Li and H. C. Brown, *Tetrahedron Lett.*, 1994, **35**, 8957–8960.
- 41 (a) D. S. Matteson and D. Majumdar, *Organometallics*, 1983, **2**, 1529–1535; (b) H. C. Brown, T. Imai, P. T. Perumal and B. Singaram, *J. Org. Chem.*, 1985, **50**, 4032–4036; (c) D. S. Matteson, *Tetrahedron*, 1998, **54**, 10555–10607.
- 42 R. P. Sonawane, V. Jheengut, C. Rabalakos, R. Larouche-Gauthier, H. K. Scott and V. K. Aggarwal, *Angew. Chem., Int. Ed.*, 2011, **50**, 3760–3763.
- 43 (a) M. C. Elliott, K. Smith, D. H. Jones, A. Hussain and B. A. Saleh, *J. Org. Chem.*, 2013, **78**, 3057–3064; (b) M. C. Elliott and K. Smith, *Organometallics*, 2013, **32**, 4878–4881; see also: (c) A. Bottoni, M. Lombardo, A. Neri and C. Trombini, *J. Org. Chem.*, 2003, **68**, 3397–3405.
- 44 A. Chen, L. Ren and C. M. Crudden, *J. Org. Chem.*, 1999, **64**, 9704–9710.
- 45 (a) M. W. Rathke, E. Chao and G. Wu, *J. Organomet. Chem.*, 1976, **122**, 145–149; (b) D. S. Matteson, H.-W. Man and O. C. Ho, *J. Am. Chem. Soc.*, 1996, **118**, 4560–4566.
- 46 K. R. Fandrick, J. A. Mulder, N. D. Patel, J. Gao, M. Konrad, E. Archer, F. G. Buono, A. Duran, R. Schmid, J. Daeubler, J.-N. Desrosiers, X. Zeng, S. Rodriguez, S. Ma, B. Qu, Z. Li, D. R. Fandrick, N. Grimberg, H. Lee, T. Bosanac, H. Takahashi, Z. Chen, A. Bartolozzi, P. Nemoto, C. A. Busacca, J. J. Song, N. K. Yee, P. E. Mahaney and C. H. Senanayake, *J. Org. Chem.*, 2015, **80**, 1651–1660.
- 47 D. S. Matteson and E. C. Beedle, *Tetrahedron Lett.*, 1987, **28**, 4499–4502.
- 48 P. J. Unsworth, D. Leonori and V. K. Aggarwal, *Angew. Chem., Int. Ed.*, 2014, **53**, 9846–9850.
- 49 (a) G. Zweifel, A. Horng and J. T. Snow, *J. Am. Chem. Soc.*, 1970, **92**, 1427–1429; (b) G. Zweifel and A. Horng, *Synthesis*, 1973, 672–674.
- 50 (a) K. Smith, M. C. Elliott and D. H. Jones, *J. Org. Chem.*, 2013, **78**, 9526–9531 for examples starting from a vinylboronic ester, see: (b) M. Lombardo, S. Morganti, M. Tozzi and C. Trombini, *Eur. J. Org. Chem.*, 2002, 2823–2830; (c) F. Possémé, M. Deligny, F. Carreaux and B. Carboni, *J. Org. Chem.*, 2007, **72**, 984–989 for an example of a direct enantioselective S_N2' -allylic alkylation without formation of the boronate complex, see: (d) L. Carosi and D. G. Hall, *Angew. Chem., Int. Ed.*, 2007, **46**, 5913–5915.
- 51 H. C. Brown, M. V. Rangaishenvi and S. Jayaraman, *Organometallics*, 1992, **11**, 1948–1954.
- 52 (a) J. L. Stymiest, G. Dutheil, A. Mahmood and V. K. Aggarwal, *Angew. Chem., Int. Ed.*, 2007, **46**, 7491–7494; (b) R. Larouche-Gauthier, C. J. Fletcher, I. Couto and V. K. Aggarwal, *Chem. Commun.*, 2011, **47**,



- 12592–12594 for an alternative approach to the generation of contiguous stereocentres using α -chlorosulfoxides as enantioenriched chiral carbenoid sources, see: (c) P. R. Blakemore and M. S. Burge, *J. Am. Chem. Soc.*, 2007, **129**, 3068–3069; (d) C. R. Emerson, L. N. Zakharov and P. R. Blakemore, *Org. Lett.*, 2011, **13**, 1318–1321; (e) X. Sun and P. R. Blakemore, *Org. Lett.*, 2013, **15**, 4500–4503.
- 53 D. Hoppe, F. Hintze and P. Tebben, *Angew. Chem., Int. Ed. Engl.*, 1990, **12**, 1422–1424.
- 54 M. J. Dearden, C. R. Firkin, J.-P. R. Hermet and P. O'Brien, *J. Am. Chem. Soc.*, 2002, **124**, 11870–11871.
- 55 (a) G. Dutheil, M. P. Webster, P. A. Worthington and V. K. Aggarwal, *Angew. Chem., Int. Ed.*, 2009, **48**, 6317–6319; (b) C. A. Brown and V. K. Aggarwal, *Chem. – Eur. J.*, 2015, **21**, 13900–13903; (c) A. Millán, J. R. Smith, J. L. Y. Chen and V. K. Aggarwal, *Angew. Chem., Int. Ed.*, 2016, **55**, 2498–2502; (d) A. Noble, S. Roesner and V. K. Aggarwal, *Angew. Chem., Int. Ed.*, 2016, **55**, 15920–15924; (e) A. Varela, L. K. B. Garve, D. Leonori and V. K. Aggarwal, *Angew. Chem., Int. Ed.*, 2017, **56**, 2127–2131.
- 56 D. J. Blair, C. J. Fletcher, K. M. P. Wheelhouse and V. K. Aggarwal, *Angew. Chem., Int. Ed.*, 2014, **53**, 5552–5555.
- 57 C. G. Watson, A. Balanta, T. G. Elford, S. Essafi, J. N. Harvey and V. K. Aggarwal, *J. Am. Chem. Soc.*, 2014, **136**, 17370–17373.
- 58 M. Burns, S. Essafi, J. R. Bame, S. P. Bull, M. P. Webster, S. Balieu, J. W. Dale, C. P. Butts, J. N. Harvey and V. K. Aggarwal, *Nature*, 2014, **513**, 183–188.
- 59 S. Balieu, G. E. Hallett, M. Burns, T. Bootwicha, J. Studley and V. K. Aggarwal, *J. Am. Chem. Soc.*, 2015, **137**, 4398–4403.
- 60 G. Zweifel, H. Arzoumanian and C. C. Whitney, *J. Am. Chem. Soc.*, 1967, **89**, 3652–3653.
- 61 D. A. Evans, T. C. Crawford, R. C. Thomas and J. A. Walker, *J. Org. Chem.*, 1976, **41**, 3947–3953.
- 62 C. J. Fletcher, D. J. Blair, K. M. P. Wheelhouse and V. K. Aggarwal, *Tetrahedron*, 2012, **68**, 7598–7604.
- 63 For an example of *E* olefin synthesis by *syn* elimination of a borane, see: G. Zweifel, R. P. Fisher, J. T. Snow and C. C. Whitney, *J. Am. Chem. Soc.*, 1972, **94**, 6560–6561.
- 64 R. J. Armstrong, C. García-Ruiz, E. L. Myers and V. K. Aggarwal, *Angew. Chem., Int. Ed.*, 2017, **56**, 786–790.
- 65 For an alternative recent approach employing an enantioenriched boronic ester to provide access to either alkene isomer, see: Z. Wu, X. Sun, K. Potter, Y. Cao, L. N. Zakharov and P. R. Blakemore, *Angew. Chem., Int. Ed.*, 2016, **55**, 12285–12289.
- 66 H. C. Brown and M. Srebnik, *Organometallics*, 1987, **6**, 629–631.
- 67 Y. Wang, A. Noble, E. L. Myers and V. K. Aggarwal, *Angew. Chem., Int. Ed.*, 2016, **55**, 4270–4274.
- 68 A. Ros and V. K. Aggarwal, *Angew. Chem., Int. Ed.*, 2009, **48**, 6289–6292.
- 69 (a) C. Zhang and J. Yun, *Org. Lett.*, 2013, **15**, 3416–3419 for a comparable example to form lactams from trifluoroborate salts, see: (b) S. Lee, W. M. Lee and J. Yun, *Adv. Synth. Catal.*, 2015, **357**, 2219–2222.
- 70 M. Mohiti, C. Rampalagos, K. Feeney, D. Leonori and V. K. Aggarwal, *Chem. Sci.*, 2014, **5**, 602–607.
- 71 (a) V. F. Slagt, A. H. M. de Vries, J. G. de Vries and R. M. Kellogg, *Org. Process Res. Dev.*, 2010, **14**, 30–47; (b) A. Suzuki, *Angew. Chem., Int. Ed.*, 2011, **50**, 6722–6737.
- 72 (a) K. Matos and J. A. Soderquist, *J. Org. Chem.*, 1998, **63**, 461–470; (b) R. Jana, T. P. Pathak and M. S. Sigman, *Chem. Rev.*, 2011, **111**, 1417–1492.
- 73 For selected recent reviews, see: (a) D. Leonori and V. K. Aggarwal, *Angew. Chem., Int. Ed.*, 2015, **54**, 1082–1096; (b) C.-Y. Wang, J. Derosa and M. R. Biscoe, *Chem. Sci.*, 2015, **6**, 5105–5113; (c) A. H. Cherney, N. T. Kadunce and S. E. Reisman, *Chem. Rev.*, 2015, **115**, 9587–9652.
- 74 (a) D. Imao, B. W. Glasspole, V. S. Laberge and C. M. Crudden, *J. Am. Chem. Soc.*, 2009, **131**, 5024–5025; see also: (b) C. M. Crudden, C. Ziebenhaus, J. P. G. Rygus, K. Ghazati, P. J. Unsworth, M. Nambo, S. Voth, M. Hutchinson, V. S. Laberge, Y. Maekawa and D. Imao, *Nat. Commun.*, 2016, **7**, 11065.
- 75 J. Uenishi, J. M. Beau, R. W. Armstrong and Y. Kishi, *J. Am. Chem. Soc.*, 1987, **109**, 4756–4758.
- 76 D. C. Matthew, B. W. Glasspole, P. Eisenberger and C. M. Crudden, *J. Am. Chem. Soc.*, 2014, **136**, 5828–5831.
- 77 Y. Lou, P. Cao, T. Jia, Y. Zhang, M. Wang and J. Liao, *Angew. Chem., Int. Ed.*, 2015, **54**, 12134–12138.
- 78 L. Li, S. Zhao, A. Joshi-Pangu, M. Diane and M. R. Biscoe, *J. Am. Chem. Soc.*, 2014, **136**, 14027–14030.
- 79 M. R. Biscoe, B. P. Fors and S. L. Buchwald, *J. Am. Chem. Soc.*, 2008, **130**, 6686–6687.
- 80 S. D. Dreher, P. G. Dormer, D. L. Sandrock and G. A. Molander, *J. Am. Chem. Soc.*, 2008, **130**, 9257–9259.
- 81 (a) A. Bonet, M. Odachowski, D. Leonori, S. Essafi and V. K. Aggarwal, *Nat. Chem.*, 2014, **6**, 584–589; (b) M. Odachowski, A. Bonet, S. Essafi, P. Conti-Ramsden, J. N. Harvey, D. Leonori and V. K. Aggarwal, *J. Am. Chem. Soc.*, 2016, **138**, 9521–9532 for examples with boranes, see: (c) E. R. Marinelli and A. B. Levy, *Tetrahedron Lett.*, 1979, **25**, 2313–2316; (d) I. Akimoto and A. Suzuki, *Synthesis*, 1979, 146–147; (e) M. Ishikura, W. Ida and K. Yanada, *Tetrahedron*, 2006, **62**, 1015–1024.
- 82 J. Lloveria, D. Leonori and V. K. Aggarwal, *J. Am. Chem. Soc.*, 2015, **137**, 10958–10961.
- 83 Y. Wang, A. Noble, C. Sandford and V. K. Aggarwal, *Angew. Chem., Int. Ed.*, 2017, **56**, 1810–1814.
- 84 (a) K. Kubota, E. Yamamoto and H. Ito, *J. Am. Chem. Soc.*, 2015, **137**, 420–424; (b) N. Hu, G. Zhao, Y. Zhang, X. Liu, G. Li and W. Tang, *J. Am. Chem. Soc.*, 2015, **137**, 6746–6749; (c) V. M. Shoba, N. C. Thacker, A. J. Bochat and J. M. Takacs, *Angew. Chem., Int. Ed.*, 2016, **55**, 1465–1469; (d) Y. Xi and J. F. Hartwig, *J. Am. Chem. Soc.*, 2016, **138**, 6703–6706; (e) G. Casoni, E. L. Myers and V. K. Aggarwal, *Synthesis*, 2016, 3241–3253; (f) J. Schmidt, J. Choi, A. Tianxiang Liu, M. Slusarczyk and G. C. Fu, *Science*, 2016, **354**, 1265–1269; (g) D. J. Blair, D. Tanini, J. M. Bateman, H. K. Scott, E. L. Myers and V. K. Aggarwal, *Chem. Sci.*, 2017, **8**, 2898–2903.

