



Cite this: *Green Chem.*, 2015, 17, 3018

Continuous catalytic upgrading of ethanol to *n*-butanol and >C₄ products over Cu/CeO₂ catalysts in supercritical CO₂†

James H. Earley,^a Richard A. Bourne,^a Michael J. Watson^b and Martyn Poliakoff^{*a}

n-Butanol (BuOH) often has superior properties as a bio-fuel compared to ethanol (EtOH). However finding sustainable sources of BuOH is proving difficult. In this paper, direct production of BuOH from EtOH is compared over custom-synthesized six Cu catalysts, supported on different solid acids. These catalysts were tested in a continuous flow supercritical CO₂ (scCO₂) reactor, and were found to catalyse the dehydrogenation, aldol condensation and hydrogenation steps of the so-called Guerbet reaction converting EtOH to BuOH. BuOH yields and selectivities were significantly different over the four catalysts. Cu on high surface area CeO₂ showed the best activity for BuOH formation, with yields above 30% achieved with good selectivity. In addition high pressure CO₂ is shown to have a positive effect on the reaction, possibly due to the redox cycle of Ce₂O₃ and CeO₂.

Received 10th February 2014,
Accepted 9th March 2015

DOI: 10.1039/c4gc00219a

www.rsc.org/greenchem

Introduction

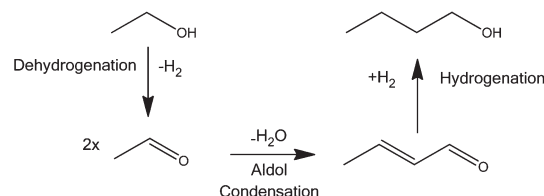
Interest in bio-fuels has increased considerably over recent years, particularly in view of concerns over climate change¹ and energy security.² One of the most common bio-fuels is EtOH which can be used as an additive to gasoline in unmodified gasoline engines,³ or in high concentrations in more specialist engines. However EtOH has a number of problems as a fuel, including its miscibility with water, corrosion, and low energy content per unit volume compared to gasoline.

Therefore BuOH has advantages as a fuel, because it has a higher energy content than EtOH, lower water absorption and better miscibility with gasoline. Current gasoline engines need little or no modification to burn neat BuOH.⁴ Furthermore unlike EtOH, BuOH can be transported without major problems in current gasoline pipelines.

Industrially, BuOH is manufactured *via* the high pressure OXO process,⁵ where propylene is hydroformylated to butyraldehyde using *syn*-gas and a homogeneous rhodium catalyst; butyraldehyde is subsequently hydrogenated to BuOH. Alternatively BuOH can be produced from acetaldehyde *via* an aldol condensation, again followed by hydrogenation.⁶

BuOH can also be produced from EtOH *via* a sequence of steps collectively known as the Guerbet reaction. This one-pot

process involves conversion of a primary aliphatic alcohol into its β-alkylated dimeric alcohol with the loss of one equivalent of water *via* the aldol condensation and hydrogenation steps shown in Scheme 1. Koda *et al.* have used a homogeneous iridium catalyst in the presence of 1,7 octadiene and EtONa to promote the Guerbet reaction achieving turn over numbers (TONs) in excess of 1200 with 51% selectivity towards BuOH at 38% EtOH conversion.⁷ Recently Dowson *et al.* reported a range of ruthenium centred catalysts.⁸ In their system, a selectivity towards BuOH of 94% was achieved, but the conversion was only a little over 20%, with TONs only in the hundreds.⁸ The Guerbet reaction has also been demonstrated successfully in batch processes for a variety of different heterogeneous systems, including Li-exchanged Zeolites,⁹ MgO,¹⁰ Mg/Al mixed metal oxides¹¹ and hydroxyapatites.^{12–14} Many of these systems, however, suffer from poor conversions or selectivities and require temperatures above 400 °C and long reaction times.¹⁵



Scheme 1 The Guerbet reaction: dehydrogenation of EtOH to acetaldehyde, followed by aldol condensation of acetaldehyde to form crotonaldehyde; finally BuOH is formed *via* hydrogenation of crotonaldehyde.

^aSchool of Chemistry, The University of Nottingham, University Park, Nottingham, NG7 2RD, UK. E-mail: martyn.poliakoff@nottingham.ac.uk

^bJohnson Matthey Technology Centre, POB 1, Belasis Ave, Billingham TS23 1LB, Cleveland, UK

†Electronic supplementary information (ESI) available. See DOI: 10.1039/c4gc00219a



This paper focuses on Cu catalysts and their use in the Guerbet reaction. In the dehydrogenation of EtOH over supported Cu catalysts, either EtOAc or acetaldehyde can be formed depending on the reaction conditions.^{16,17} In these systems the Cu catalysts show good stability and activity at temperatures above 400 °C.^{17,18} Cu has also been shown to successfully catalyse the hydrogenation of crotonaldehyde. In an attempt to synthesise BuOH, we have prepared catalysts by depositing Cu onto a range of supports capable of catalysing the aldol step. These include four acidic metal oxides (Al₂O₃, TiO₂, silica/alumina SIRAL-40 from Sasol (Si/Al) and ZSM-5 zeolite) one high surface area (HSACeO₂) and one regular surface area CeO₂. In addition we have used supercritical CO₂ (scCO₂), as the reaction medium because scCO₂ has been shown to improve selectivity and activity in several heterogeneously catalysed reactions, particularly in the present context, dehydrogenation,¹⁹ aldol condensation²⁰ and hydrogenation.^{19,21}

Experimental

Catalyst preparation

Cu(OAc)₂ was mixed with water at 70 °C and small amounts of concentrated HNO₃ were added in those cases where not all of Cu(OAc)₂ dissolved. Sufficient catalyst support was then poured into the solution whilst stirring to give a final Cu loading of 10% by weight. 4 M K₂CO₃ was added until the solution had reached pH 9 and the suspension was then stirred for 1 h. The solid catalyst precursor was filtered under vacuum and washed with de-ionised water until the washings reached pH 7. The filtered solid was dried at 120 °C overnight and calcined in a furnace in air at 400 °C for 4 h.

Catalyst characterisation

The catalysts were characterised using pXRD on a PANalytical X'pert Pro Multi-Purpose Diffractometer Fitted with a Cu K α X-ray source at The University of Nottingham. Nitrogen physorption measurements were performed on Micromeritics ASAP 2420 and Micromeritics Tristar 3000 instruments using the ASTM method D 4222-83 at Johnson Matthey Billingham. The surface area was calculated by the Brunauer–Emmett–Teller (BET) method. The samples were outgassed at 140 °C with a nitrogen purge for 1 hour prior to isotherm measurements. TPR measurements were taken at Johnson Matthey Billingham using an AMI 5200 Altamira instrument. Prior to loading the sample, the material was ground to a sieve fraction of 100–250 μ m. 0.1 g of the sieved material was then loaded into a silica tube and the sample was then subjected to the following profile: firstly it was dried in 40 mL min⁻¹ of argon at 140 °C for 1 hour, then cooled to room temperature. The ramp for the TPR was room temperature to 1000 °C at 10 °C min⁻¹, held for 15 minutes and cooled to room temperature; the gas flow was 40 mL min⁻¹ in 10% H₂/Ar.

Catalytic reactions

All experiments were carried out using a high pressure, automated continuous flow reactor with on-line GC analysis. The

reactor, described in detail previously,²⁰ is designed to record the effect on product yield of varying one reaction parameter (e.g. temperature, pressure, flow rate, etc.) at a time, (a diagram of the rig is included in the ESI†).

In a typical experiment, a tubular reactor (156 mm long \times 3.525 mm internal diameter) was filled with catalyst and sealed into the apparatus. The catalysts were then reduced for 1 hour in a 5% H₂/N₂ stream at 200 °C. After this, the reactor was cooled to 150 °C, the system pressure was set *via* the back pressure regulator, and the flows of EtOH and CO₂ were initiated. For all experiments, the flow rates were 1 mL min⁻¹ CO₂ and 0.05 mL min⁻¹ EtOH; this was consistent with an LHSV of 1.97 h⁻¹. The temperature ramp for the catalytic reactions was 150–350 °C at 0.3 °C min⁻¹.

The product stream was analysed with a Shimadzu GC-17A. The GC was fitted with a SPB-1701 column. Quantification was performed by integration of the peak areas; response factors and conversions were calculated by the internal normalisation method.²² Direct sampling utilising an inline sample loop downstream of the reactor before depressurisation ensured that all volatile materials analysed.

Yields conversions and selectivities were calculated as carbon yields, using the same method used by Ogo *et al.*¹⁵ *via* the equation below where C wt is the % weight of carbon in the molecule.

$$\% \text{ EtOH conversion} = \frac{1 - \text{C wt of unreacted EtOH}}{\text{C wt of (products + unreacted EtOH)}} \times 100\%$$

$$\% \text{ Product yield} = \frac{\text{C wt of product}}{\text{C wt of specific product + C wt of unreacted EtOH}} \%$$

$$\% \text{ Product selectivity} = \frac{\% \text{ Product yield}}{\% \text{ EtOH conversion}} \times 100\%$$

Unfortunately turn over frequencies (TOFs) could not be calculated; due the bi-functional nature of the catalysts it is not possible to define exactly what constitutes an active site *i.e.* Cu surface area relating to the hydrogenation/dehydrogenation reactions or the support that is catalysing the aldol step. In addition, for the Cu/CeO₂ catalysts, Cu surface area measurements could not be obtained because the standard procedure to measure Cu surface area is to use N₂O frontal chromatography.²³ This method cannot be used Cu/CeO₂ catalysts as N₂O is not only reduced by Cu but also by the CeO₂ support.

Results and discussion

Catalyst characterisation

The pXRD patterns for Cu/HSACeO₂ before and after reaction are shown in Fig. 1. The diffraction pattern for unreduced Cu/HSACeO₂ shows peaks at 27, 46 and 56 2 θ° corresponding to CeO₂ phases; these are broad indicating that the support is amorphous. Although the unreduced catalyst is almost certainly present as CuO, no peaks assignable to CuO are detected in the pattern suggesting that the crystallites are small and



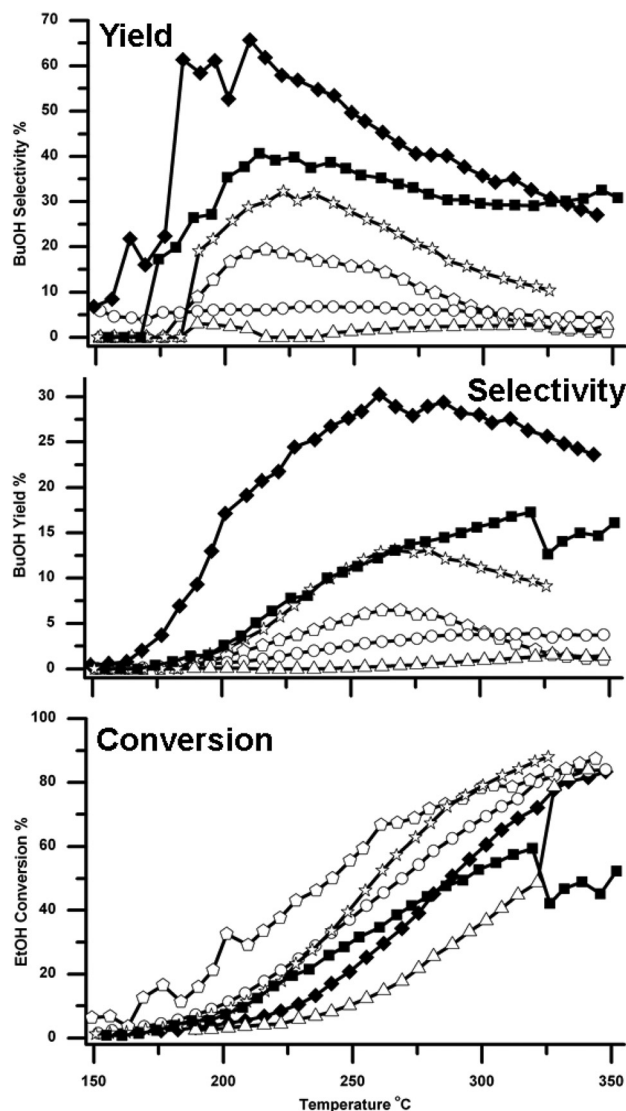


Fig. 3 Traces showing how the yield of BuOH, selectivity to BuOH and conversion of EtOH, vary over the six different catalysts. The traces are marked as follows \circ Cu/Al₂O₃, \triangle Cu/ZSM-5 SAR-80, \star Cu/TiO₂, \diamond Cu/Si/Al, \blacksquare Cu/CeO₂ and \blacklozenge Cu/HSA CeO₂. Note that, although the yields varied, some BuOH was formed over all six catalysts.

270 °C. Cu/ZSM-5 was the poorest performing catalyst and gave a maximum yield of only 1%, coupled with the poorest EtOH conversion.

Formation of other products

Fig. 4 shows how the formation of other products varies over the six catalysts. These data are important because the relative yields of these products help rationalize the observed activity of these catalysts for the production of BuOH. The additional products include acetaldehyde, EtOAc, diethyl ether (DEE) and higher molecular weight >C₄ products, see Fig. 4A–4H respectively.

Cu/ZSM-5 which gave the lowest yield of BuOH gives the highest yield of acetaldehyde and DEE. This suggests that (i) the ZSM-5 support was catalysing the dehydration of EtOH to DEE as has previously been reported,³⁰ and (ii) ZSM-5 was relatively inefficient at catalysing the aldol step in the Guerbet reaction. Therefore any acetaldehyde formed in the first step is not reacting further to form crotonaldehyde and subsequently BuOH. The Cu/Al₂O₃ catalyst also gave rather low yields of BuOH, but it did give *high* yields of EtOAc and intermediate yields of DEE. This suggests that, over this catalyst, rather than catalysing the dehydrogenation to form acetaldehyde, the Cu/Al₂O₃ support was promoting the dehydrogenation to EtOAc. The dehydrogenation of EtOH to EtOAc, has been well documented in the literature for a variety of supported Cu catalysts.¹⁶ In addition to the formation of EtOAc the Al₂O₃ is also catalysing the competing reaction to form DEE, observed previously,³¹ but much less efficiently than Cu/ZSM-5.

The Cu/Si/Al catalyst led mainly to the formation of acetaldehyde, with a yield of 37% at 350 °C; there was also significant amounts of DEE and EtOAc formed. Again, the results suggest that this support has poor activity for catalysing the aldol condensation to crotonaldehyde.

The two CeO₂ supported catalysts generate only modest yields of acetaldehyde, EtOAc and DEE, but the Cu/HSACeO₂ catalyst produces significantly *greater* yields of higher molecular weight products (beyond C₄ alcohols and esters), which are likely to be formed through multiple aldol condensations

Table 1 EtOH conversion and BuOH yield and selectivity over the supported Cu catalysts^a

Catalyst	Temperature								
	190 °C			260 °C			330 °C		
	Yield (%)	Conv (%)	Sel (%)	Yield (%)	Conv (%)	Sel (%)	Yield (%)	Conv (%)	Sel (%)
Cu/Al ₂ O ₃	0	7	6	3	48	7	3	82	5
Cu/ZSM-5	0	3	3	0	15	2	2	82	2
Cu/CeO ₂	2	5	27	13	39	35	14	47	31
Cu/HSACeO ₂	10	16	60	30	67	45	26	84	31
Cu/TiO ₂	1	6	19	13	53	25	9	9	10
Cu/Si/Al	1	3	9	6	30	14	2	78	2

^a Yields, conversions and selectivities were calculated as carbon yields from GC data using the equations described in the Experimental section.



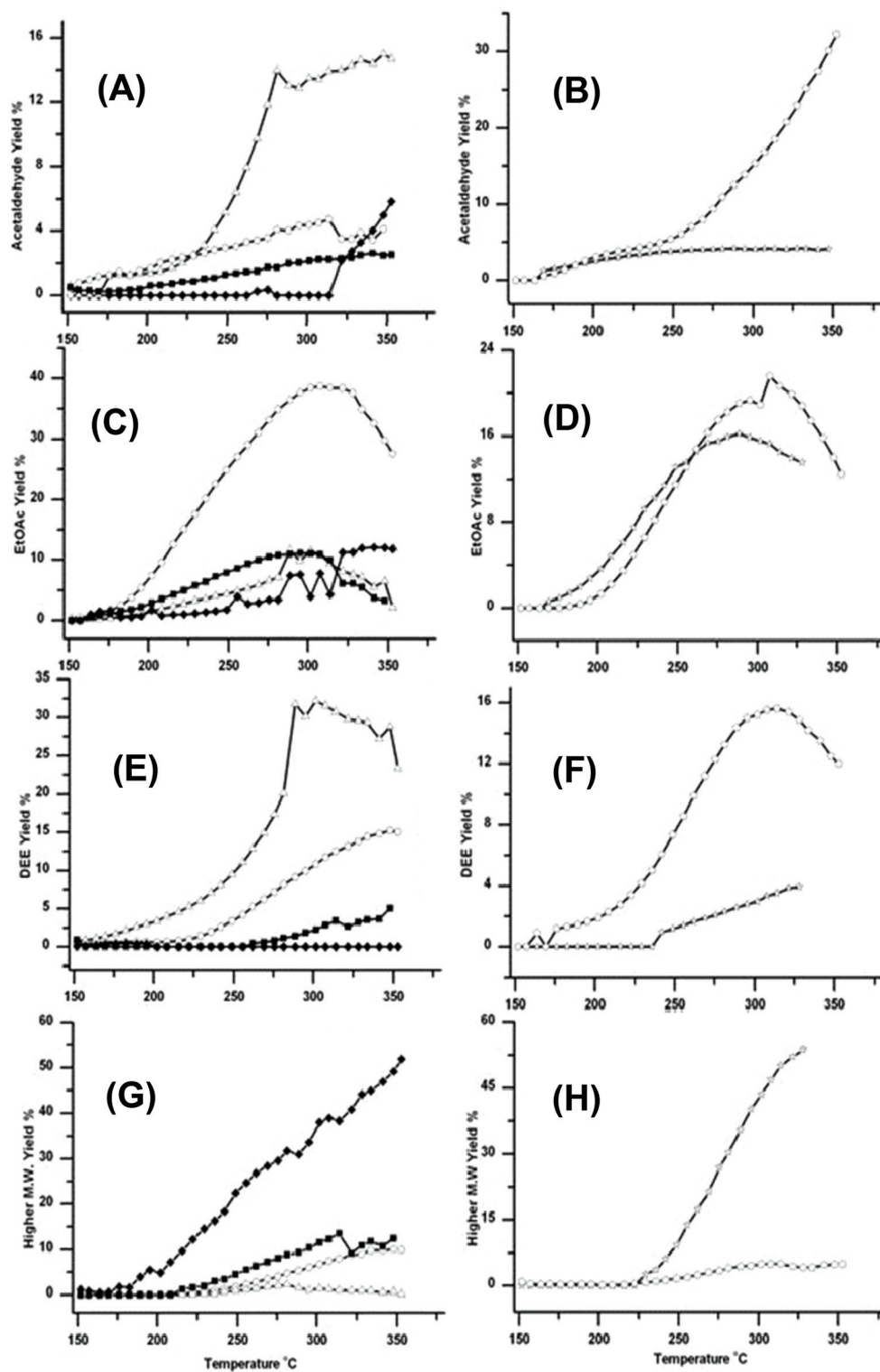


Fig. 4 Traces showing how the four catalysts gave very different yields for Acetaldehyde (A)/(B) EtOAc (C)/(D) DEE (E)/(F) and Higher molecular $>C_4$ weight products (G)/(H). The traces are marked as in Fig. 1; \circ Cu/ Al_2O_3 , \triangle Cu/ZSM-5 SAR-80, \star Cu/ TiO_2 , \diamond Cu/Si/Al, \blacksquare Cu/ CeO_2 and \blacklozenge Cu/HSA CeO_2 . DEE formation was greatest over Cu/ZSM-5 and EtOAc greatest over Cu/ Al_2O_3 . However relatively large amounts of higher molecular weight products were formed over Cu/HSA CeO_2 ; these higher products are also potentially useful in fuels.





Fig. 5 Summary of the effect of pressure and the presence of CO₂ on the reaction over Cu/HSACeO₂. The traces show as follows (A) conversion of EtOH (B) yield of BuOH (C) yield of >C₄ products and (D) yield of EtOAc. In each plot the points are labelled as follows: (without CO₂) ▽ 100 bar, ○ 30 bar, △ atmospheric pressure, and the result of ■ 100 bar CO₂. It can be seen that in the absence of CO₂, pressure has a negative effect on all four areas. By contrast the presence of CO₂ enhances everything apart from the formation of EtOAc.

on the surface of the support. Production of these higher molecular weight products is not necessarily detrimental because, unlike EtOAc, DEE or acetaldehyde, they also have potential value in fuels.

The difference in activity between the two CeO₂ supports can be attributed to the higher activity of the HSACeO₂ support for catalysing the aldol step compared to the lower surface area CeO₂ support. This difference is shown by the much higher yields of both BuOH and higher molecular weight products over the Cu/HSACeO₂ support. This is possibly due to the amorphous nature of the HSACeO₂ support leading to a greater number of acidic sites on the surface.

The Cu/TiO₂ catalyst was particularly active for the formation of higher molecular weight products with <55% yield at 325 °C. In addition EtOAc formation was also observed. These observations are consistent with the work of Luo *et al.*³² who have studied the aldol reaction over Degussa® P25 TiO₂ and observed large amounts of chain propagation beyond crotonaldehyde through further aldol condensations.

Effect of CO₂ on formation of BuOH

All of the experiments described above were carried out in the presence of high pressure CO₂. Under such circumstances, one question always arises. What, if any, is the role of the CO₂ in the reaction? In order to answer this question, the reaction was run in the absence of CO₂ at atmospheric pressure, 30 and 100 bar, with the pressure being generated using the back pressure regulator. Fig. 5 summarises these results.

From the Figure it can be seen that (i) reasonable EtOH conversion occurs at atmospheric pressure in the absence of CO₂ but the conversion drops dramatically as the pressure increases. This is quite surprising because, at constant mass flow of EtOH, the residence time will increase with pressure. (ii) The highest conversion is obtained in the presence of CO₂, and a pressure of CO₂ has an effect on the product distribution. (iii) Relatively little BuOH is formed in the absence of CO₂. (iv) Pressure has little effect on the formation of higher esters, but the yield increases dramatically in the presence of CO₂ and (v) in the absence of CO₂ there is a relatively high yield of EtOAc at atmospheric pressure over the catalyst. This yield drops substantially as the pressure is increased; however 100 bar of CO₂ has little further effect on yield of EtOAc.

In addition to the experiments performed in the absence of CO₂, the effect of the pressure of CO₂ was investigated (the results are shown in the ESI Fig. 2†). The pressure of CO₂ appears to have little effect on the reaction with yields and selectivities for *n*-BuOH similar at all of the pressures tested; 70, 100 and 180 bar. 100 bar is the most active system pressure with the best EtOH conversion and BuOH yield. Pressure and temperature will affect the density of the system and therefore the solvating properties of CO₂ towards both products and reactants. Pressure is also likely to affect the equilibrium of the reaction; higher pressure should favour the aldol condensation reaction due to Le Chatelier's principle, although this appears to have had a small effect in this case.



The effect of CO₂ has not been investigated further by us but the high rate of aldol condensation in the presence of CO₂ could be due to CO₂ and H₂O forming H₂CO₃ and enhancing the acidity of the catalyst. In addition, the interaction of CO₂ with CeO₂ has been well documented in the literature,³³ because CO₂ has been shown to re-oxidise CeO_{2-x} at low temperatures; this is of great importance catalytically, as oxygen from the bulk of CeO₂ can migrate onto the supported metal particle and oxidise adsorbed species on the metal.³⁴ Thermodynamically the reaction, Ce₂O₃ + CO₂ → 2 CeO₂ + CO, is favourable at 25 °C. Sharma *et al.*³⁵ demonstrated this phenomenon using a Pd/CeO₂ catalyst with pulsed flow experiments at 350 °C. By alternating pulses of CO and CO₂ they showed that CO is produced when CO₂ is pulsed over reduced CeO₂. Staudt *et al.*³⁶ studied well-defined CeO_{2-x} films, supported on Cu (111) under UHV conditions, using resonant photoelectron spectroscopy to monitor the change in oxidation state of the CeO₂ surface as a function of CO₂ exposure and temperature. They discovered that oxidation of CeO_{2-x} by CO₂ occurs, (i) at room temperature, (ii) without any supported metal co-catalysts and (iii) in the absence of surface hydroxyl groups or water.

This suggests that CO₂ may indeed be playing an active role in the generation of aldol products (BuOH and higher molecular weight esters) in the EtOH + Cu/HSACeO₂ experiments, particularly because these products are formed in only trace amounts the absence of CO₂ in the reaction mixture. Therefore it is quite possible that CO₂ is regenerating the Ce⁴⁺ species which are lost both during catalyst reduction and by reaction with the H₂ that is generated in the dehydrogenation step, particularly because Ce⁴⁺ is active in the aldol condensation.³⁷ The pXRD pattern of the Cu/HSACeO₂ catalyst after reduction (Fig. 1) shows that it has become more amorphous in nature, consistent with the formation of Ce₂O₃ phases formed as a result of the hydrogen treatment.³⁸ Barteau *et al.* reduced CeO₂ in pure hydrogen at 400 °C and observed large amounts of Ce³⁺ using XPS.³⁹ Le Normand *et al.* showed using X-ray absorption spectroscopy that during CeO₂ reduction the amount of Ce³⁺ species formed was proportional to the surface area. The larger surface area CeO₂ the higher the amount of reduction to Ce₂O₃. Addition of Cu to CeO₂ is shown to reduce the redox potential of both Cu and CeO₂.⁴⁰ This has been exploited for water gas shift catalysis. Using Cu/CeO₂ catalysts a complex relationship between Cu and the oxygen vacancies on ceria have been observed, this produces a catalyst that is much more active at lower temperatures.²⁷

Conclusions

In this paper, the continuous upgrading of EtOH to BuOH and higher esters has been demonstrated with better results both in terms of conversion and selectivity than in most of the recently reported batch or continuous reactions. The results presented here are probably the consequence of the increased activity of a Cu/HSACeO₂ catalyst for the aldol condensation

step in the reaction sequence known as the Guerbet reaction. In addition, the presence of CO₂ has a positive effect on the outcome of the reaction, possibly by enhancing surface acidity but more probably by re-oxidising the Ce without affecting the Cu. A secondary factor may be the smaller crystallite size of the Cu particles on the high surface area catalyst with a corresponding decreased tendency to sinter at higher temperatures. A more detailed engineering analysis would be required to decide whether high pressures of CO₂ could be cost effective in a large scale commercial process to upgrade EtOH, but it is worth noting that fermentation to produce EtOH involves the co-production of CO₂. Overall the significance of this work is that it demonstrates that relatively high yields of BuOH can be obtained by upgrading EtOH using comparatively simple and uncomplicated catalysts.

Acknowledgements

We thank Johnson Matthey, the EPSRC and the University of Nottingham for funding. We would also like to thank Mark Guylar, Richard Wilson and Peter Fields for their technical support at the University of Nottingham. We thank Michelle Gillespie at the Johnson Matthey for her help in catalyst synthesis and in the TPR and BET measurements.

References

- 1 L. Ryan, F. Convery and S. Ferreira, *Energy Policy*, 2006, **34**, 3184–3194.
- 2 A. Demirbas, *Energy Convers. Manage.*, 2009, **50**, 2239–2249.
- 3 T. W. Patzek, *Crit. Rev. Plant Sci.*, 2004, **23**, 519–567.
- 4 P. Dürre, *Biotechnol. J.*, 2007, **2**, 1525–1534.
- 5 E. Billig and D. R. Bryant, in *Kirk-Othmer Encyclopedia of Chemical Technology*, John Wiley & Sons, Inc., 2000.
- 6 A. T. Nielsen and W. J. Houlihan, *Org. React.*, 1968, **1**, 1–438.
- 7 K. Koda, T. Matsu-ura, Y. Obora and Y. Ishii, *Chem. Lett.*, 2009, **38**, 838–839.
- 8 G. R. M. Dowson, M. F. Haddow, J. Lee, R. L. Wingad and D. F. Wass, *Angew. Chem., Int. Ed.*, 2013, **52**, 9005–9008.
- 9 C. Yang and Z. Y. Meng, *J. Catal.*, 1993, **142**, 37–44.
- 10 A. S. Ndou, N. Plint and N. J. Coville, *Appl. Catal., A*, 2003, **251**, 337–345.
- 11 S. Ordóñez, E. Díaz, M. León and L. Faba, *Catal. Today*, 2011, **167**, 71–76.
- 12 T. Tsuchida, S. Sakuma, T. Takeguchi and W. Ueda, *Ind. Eng. Chem. Res.*, 2006, **45**, 8634–8642.
- 13 T. Tsuchida, J. Kubo, T. Yoshioka, S. Sakuma, T. Takeguchi and W. Ueda, *J. Catal.*, 2008, **259**, 183–189.
- 14 S. Ogo, A. Onda and K. Yanagisawa, *Appl. Catal., A*, 2011, **402**, 188–195.
- 15 S. Ogo, A. Onda, Y. Iwasa, K. Hara, A. Fukuoka and K. Yanagisawa, *J. Catal.*, 2012, **296**, 24–30.



