

Faraday Discussions

Accepted Manuscript



This is an Accepted Manuscript, which has been through the Royal Society of Chemistry peer review process and has been accepted for publication.

Accepted Manuscripts are published online shortly after acceptance, before technical editing, formatting and proof reading. Using this free service, authors can make their results available to the community, in citable form, before we publish the edited article. We will replace this Accepted Manuscript with the edited and formatted Advance Article as soon as it is available.

You can find more information about Accepted Manuscripts in the [Information for Authors](#).

Please note that technical editing may introduce minor changes to the text and/or graphics, which may alter content. The journal's standard [Terms & Conditions](#) and the [Ethical guidelines](#) still apply. In no event shall the Royal Society of Chemistry be held responsible for any errors or omissions in this Accepted Manuscript or any consequences arising from the use of any information it contains.

This article can be cited before page numbers have been issued, to do this please use: L. Matasovic, H. Bronstein, R. Friend and F. Plasser, *Faraday Discuss.*, 2024, DOI: 10.1039/D4FD00055B.

Cite this: DOI: 00.0000/xxxxxxxxxx

Classification and quantitative characterisation of the excited states of π -conjugated diradicals[†]

Lujo Matasović,^a Hugo Bronstein,^b Richard H. Friend,^a and Felix Plasser^{*c}Received Date
Accepted Date

DOI: 00.0000/xxxxxxxxxx

Diradicals are of high current interest as emerging materials for next generation optoelectronic applications. To tune their excited-state properties it would be greatly beneficial to have a detailed understanding of the wave functions of the different states involved but this endeavour is hampered by formal and practical barriers. To tackle these challenges, we present a formal analysis as well as concrete results on diradical excited states. We start with a detailed investigation of the available states of a two-orbital two-electron model viewed from both the valence-bond and molecular orbital perspectives. We highlight the presence of diradical and zwitterionic states and illustrate their connections to the states found in closed-shell molecules. Subsequently, we introduce practical protocols for analysing states from realistic multireference computations applying these to the paraquinodimethane (pQDM) molecule. The analysis reveals four different categories of states – diradical, zwitterionic, HOMO-SOMO as well as biexciton – while also providing insight into their energetics and optical properties. Twisting the CH₂ groups allows us to interconvert between the closed and open-shell forms of pQDM illustrating the connection between the states in both forms. More generally, we hope that this work will lay the foundations for a more powerful rational design approach to diradicals for photophysical applications.

1 Introduction

With fully spin-allowed emission, luminescent organic radicals emerged as an attractive platform for optoelectronics.¹ The design principles behind these systems are now well established,^{2–4} leading to the fabrication of near- and infra-red light-emitting diodes with record efficiencies² and a rapid expansion of available radical structures with exciting properties and applications^{5,6}. However, despite high photoluminescence yields, fine-tuning additional photophysical properties, such as enhancing the oscillator strengths of low-energy transitions, remains challenging, underscoring the need for developing structures with new photophysical pathways.

On the other hand, with a unique combination of magneto-optical properties, π -conjugated diradicals and diradicaloids comprise a fascinating class of chemical systems finding application in domains of electrical conductivity,^{7–11} non-linear optics,^{12,13} singlet fission,^{13–15} optoelectronics,^{16–20} and spintronics.²¹ As

molecules with two (nearly) degenerate frontier orbitals occupied by two unpaired electrons, diradicals have been characterised in detail in terms of their reactivity,²² and significant effort has been invested both into controlling the singlet-triplet gaps of diradicals^{23–25} and in making them stable.^{19,26,27}

However, unlike for the luminescent mono-radicals, the photophysical properties of these molecules are understood less well. Notably, the possible types of excited states of molecules with a diradical ground state differ significantly from excited states of closed-shell molecules and no comprehensive analysis scheme has been developed. Therefore, the topic of diradical excited state classification remains highly pertinent. It is of high interest to understand energies and optical transition strengths of the states involved as well as to elucidate how the different states of open- and closed-shell molecules are formally connected.

Owing to the significant amount of static correlation, excited state computations on diradicals are challenging, both in terms of producing accurate energies and interpreting the results. The description of diradicals requires advanced approaches, such as multireference and spin-flip methods,^{28,29} and, indeed, both approaches have been successfully applied to the description of diradical systems.^{12,13,22,30–33} There has also been substantial interest in quantifying the radical character of organic molecules in a rigorous way; several measures of counting the associated number of unpaired electrons have been proposed, including the single-determinant broken-symmetry approach,^{13,34} methods

^a Cavendish Laboratory, University of Cambridge, Cambridge CB3 0HF, United Kingdom.

^b Yusuf Hamied Department of Chemistry, University of Cambridge, Cambridge CB2 1EW, United Kingdom.

^c Department of Chemistry, Loughborough University, Loughborough LE11 3TU, United Kingdom. email: f.plasser@lboro.ac.uk; Tel: +44 1509 226946

[†] Electronic Supplementary Information (ESI) available: derivations of the equations used and additional computational results (PDF). See DOI: 00.0000/00000000.



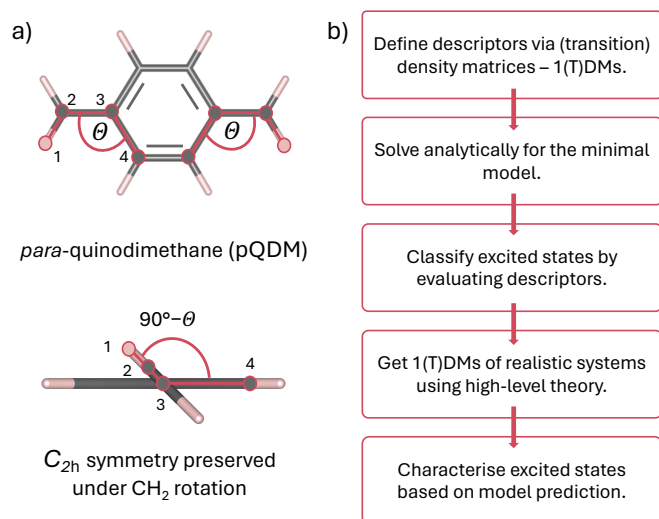


Fig. 1 Overview of the structure of this work: (a) Structure of the para-quinodimethane (pQDM) molecule and definition of the torsional angle (θ) used for tuning the amount of static correlation between two radical centres localised on the CH_2 groups: at 0 degrees, pQDM is a closed-shell molecule that converts into a diradical with increasing θ . Both CH_2 groups are rotated, yielding C_{2h} symmetry of the molecule along the whole potential curve. (b) Flowchart of the excited state characterisation, based on 1-electron (transition) density matrices, described in this work.

based on the occupation numbers of the lowest weakly occupied natural orbitals^{35,36} as well as the distribution of (effectively) unpaired electrons using one-particle density matrices^{37–40} and, more recently, fractional occupation number weighted electron densities.⁴¹

However, aside from the overall number of unpaired electrons, it remains unclear how to consistently differentiate between different classes of states in a reproducible manner. In particular, the concept of (zwitter)ionic states has remained elusive in practical work despite their importance^{7,23,42,43} both in closed- and open-shell systems. This gap in our understanding has become particularly significant in light of recent studies describing the photophysics of luminescent diradicals.^{18–20,44} Several groups have recently demonstrated di- and polyradicals with significant absorption and emission in the near-infrared region, explaining the luminescence with spontaneous excited-state symmetry breaking and/or the population of low-lying zwitterionic states.^{18,45,46}

This work proposes a classification framework for the possible states of predominantly open-shell systems. We demonstrate how different types of states can be identified using a set of wave function descriptors based on their associated (transition) density matrices. After briefly describing the underlying methods and defining descriptors of interest, we apply them to the foundational two-orbital two-electron model, predicting the evolution of the excited states' character with varying degree of static correlation. Exemplary results are presented on the paradigmatic pro-aromatic diradicaloid para-quinodimethane (pQDM),⁴⁷ see Figure 1a. By twisting its outer CH_2 groups, we smoothly convert the pQDM molecule from one of predominantly closed-shell character (where CH_2 groups are coplanar to the π plane) to a

diradical (where CH_2 groups are orthogonal to the π plane). We illustrate how the ground and the excited states change upon increasing the open-shell character of the molecule, allowing for rigorous and intuitive theoretical elucidation of the excited state character of π -conjugated diradicaloids (Figure 1).

We start this work with the mathematical foundations in Section 2. Practical implications are shown in Section 3, starting with a model system and presenting detailed results on pQDM. The two sections are written in a largely self-contained fashion, so a reader mostly interested in the practical implications is welcome to skip directly to Section 3.

2 Methods

In this section we present the underlying theory; we start by a discussion of the wave functions present in a two-orbital two-electron model (TOTEM) and their interconversions when going from the closed to open-shell limits. Subsequently, we present the equations for our wave function analysis protocols. We finish with the Computational Details.

2.1 TOTEM: Model wave functions

The main properties of a diradical can be understood most readily when considering a two-orbital two-electron model (TOTEM).^{7,35,48} Distributing two electrons among four spin-orbitals yields six possible microstates. After spin-adaptation these are grouped as three individual singlets along with one triplet state. For the purpose of the following discussion, we will consider the four states with one spin-up and one spin-down electron (meaning that $M_S = 0$) and write their wave functions in the following form

$$|\Psi_0\rangle = \cos(\eta)|\phi_H\bar{\phi}_H\rangle - \sin(\eta)|\phi_L\bar{\phi}_L\rangle \quad (1)$$

$$|\Psi_T\rangle = \frac{1}{\sqrt{2}}(|\phi_H\bar{\phi}_L\rangle - |\phi_L\bar{\phi}_H\rangle) \quad (2)$$

$$|\Psi_Z\rangle = \frac{1}{\sqrt{2}}(|\phi_H\bar{\phi}_L\rangle + |\phi_L\bar{\phi}_H\rangle) \quad (3)$$

$$|\Psi_1\rangle = \sin(\eta)|\phi_H\bar{\phi}_H\rangle + \cos(\eta)|\phi_L\bar{\phi}_L\rangle \quad (4)$$

where ϕ_H and ϕ_L are the frontier molecular orbitals (MOs) involved and the bar indicates spin-down. The orbitals ϕ_H and ϕ_L are the highest occupied and lowest unoccupied MOs (HOMO/LUMO) in the closed-shell case and the singly occupied MOs (SOMOs) in the open-shell case. The parameter η is the degree of mixing between the configurations and runs from 0 to $\pi/4$; $\eta = 0$ corresponds to a closed-shell molecule whereas $\eta = \pi/4$ marks the diradical case. The lowest singlet state (Ψ_0) in the closed-shell limit is the simple HOMO² configuration (that is $|\phi_H\bar{\phi}_H\rangle$) and it obtains increased admixture of the LUMO² configuration when moving to the open-shell case. The two following states are the triplet (Ψ_T) and zwitterionic singlet (Ψ_Z). These are the simple HOMO/LUMO states, independent of the mixing angle η . The third singlet state Ψ_1 is the orthogonal counterpart to Ψ_0 . It starts as a LUMO² configuration at $\eta = 0$ and obtains increased HOMO² character.



We find the above-presented formulation favourable in terms of its rather simple mathematical description readily providing normalised spin-adapted wave functions and the need of only including one adjustable parameter to tune between closed and open-shell character. However, it is worth mentioning that alternative formulations exist, where the mixing angle is introduced between frontier orbitals instead of Slater determinants.^{30,49}

Equations (1)-(4) are written with respect to delocalised symmetry adapted orbitals. For the discussions to follow, it is beneficial to rewrite them in terms of orbitals ϕ_A and ϕ_B that are localised on the left and right radical centres, respectively.⁵⁰ These orbitals are defined as

$$\phi_H = \frac{1}{\sqrt{2}}(\phi_A + \phi_B) \quad (5)$$

$$\phi_L = \frac{1}{\sqrt{2}}(\phi_A - \phi_B). \quad (6)$$

Substituting these definitions into equations (1)-(4) and setting $\eta = \pi/4$ for simplicity yields the open-shell states

$$|\Psi_0\rangle = \frac{1}{\sqrt{2}}(|\phi_A\bar{\phi}_B\rangle + |\phi_B\bar{\phi}_A\rangle) \quad (7)$$

$$|\Psi_T\rangle = \frac{1}{\sqrt{2}}(|\phi_B\bar{\phi}_A\rangle - |\phi_A\bar{\phi}_B\rangle) \quad (8)$$

$$|\Psi_Z\rangle = \frac{1}{\sqrt{2}}(|\phi_A\bar{\phi}_A\rangle - |\phi_B\bar{\phi}_B\rangle) \quad (9)$$

$$|\Psi_1\rangle = \frac{1}{\sqrt{2}}(|\phi_A\bar{\phi}_A\rangle + |\phi_B\bar{\phi}_B\rangle) \quad (10)$$

The localised representation reveals a crucial property about these wave functions: in the case of Ψ_0 and Ψ_T the two electrons are always in different orbitals whereas they are both simultaneously in the same orbital for Ψ_Z and Ψ_1 . Therefore, the former are denoted diradical within the valence-bond language whereas the latter are termed (zwitter)ionic. Crucially, this distinction is always valid for Ψ_T and Ψ_Z . In line with previous discussions,⁵⁰⁻⁵⁴ it is always appropriate to view the T_1 (Ψ_T) as diradical and the S_1 (Ψ_Z) as ionic. By contrast, Ψ_0 and Ψ_1 change their character from closed-shell to diradical/ionic as η changes. Note that the term "ionic" derives from a valence-bond analysis of closed-shell molecules^{51,52} whereas the term "zwitterionic" is more commonly used for open-shell molecules.^{22,48} Considering that both types of states are reflected by the Ψ_Z wave function, we hold that they are indeed the same and we will use these terms interchangeably.

2.2 Wave function analysis

The analysis of the wave functions presented herein relies on previously established methods based on the 1-electron density (1DM) and transition density (1TDM) matrices.^{55,56} Here, we provide the relevant mathematical details, reserving the review of the main physical implications for the Results and Discussion section.

The 1TDM between the ground state wave function Ψ_0 and

excited-state wave function Ψ_J is defined as

$$D_{pq}^{0J} = \langle \Psi_0 | a_p^\dagger a_q | \Psi_J \rangle \quad (11)$$

where a_p^\dagger and a_q are the creation and annihilation operators referring to orbitals ϕ_p and ϕ_q . As discussed previously,^{57,58} the 1TDM can be seen to effectively encode the distribution of the electron-hole pair associated to the excitation process. In this context, the squared norm of the 1TDM

$$\Omega = \sum_{pq} D_{pq}^2 \quad (12)$$

plays a central role. It is interpreted as the one-electron character of the excitation.^{55,59} The value of Ω is one for singly excited states whereas it becomes zero for doubly and higher excited states, with intermediate values indicating mixed character. It is noteworthy that a value of $\Omega = 0$ means that the states Ψ_0 and Ψ_J cannot be coupled by any possible one-electron operator and a larger value of Ω means increased possibility of coupling.⁶⁰ A related quantity, which will be of particular importance for open-shell systems is the expectation value of the particle-hole permutation operator⁵⁶ (see also Ref. 61 for a related discussion)

$$P_{he} = \Omega^{-1} \sum_{pq} D_{pq} D_{qp}. \quad (13)$$

A non-vanishing value of P_{he} is only obtained in the case of de-excitations, e.g., if there is one configuration where the electron is excited from the HOMO to the LUMO and another configuration where it is de-excited from the LUMO to the HOMO. Physically speaking, a non-vanishing P_{he} value is only possible if the ground state has open-shell character (i.e. if the LUMO is already partially occupied). From a methodological point of view, it is worth noting that in the case of configuration interaction singles or the Tamm-Dancoff approximation P_{he} strictly vanishes. Non-vanishing P_{he} values are obtained for correlated wave function methods as well as for full TDDFT. Mathematically speaking, P_{he} values of $0/+1/-1$ mean that the 1TDM is nilpotent / symmetric / antisymmetric. It follows that in the case of $P_{he} = -1$ any matrix element of a symmetric operator between Ψ_0 and Ψ_J must vanish which implies that the transition is optically forbidden.

Combining the above rules, we can identify two effective selection rules for optical transition strengths. A state can only have non-vanishing oscillator strength if $\Omega \neq 0$ and $P_{he} \neq -1$. We will discuss both conditions in the context of realistic calculations below.

To differentiate between diradical and zwitterionic states, we will use the concept of an electron-hole correlation coefficient R_{he} describing the mutual distribution of the electron-hole pair.⁵⁸ The value of R_{he} ranges from -1 to $+1$. Here, $R_{he} = 0$ means that no correlation is present, which is the case for a simple MO-to-MO transition. A positive value means that electron and hole are more likely to be in the same region of space whereas a negative value means that they avoid each other dynamically. To quantify the overall number of unpaired electrons and, hence, diradical



character we use the number of unpaired electrons

$$n_{u,nl} = \sum_i n_i^2 (2 - n_i)^2 \quad (14)$$

where the n_i are occupations of spin-traced natural orbitals.³⁹ This value is zero for an idealised closed-shell molecule and two for a diradical or zwitterionic state with intermediate values for diradicaloid character. Note that $n_{u,nl}$ by itself can not discriminate between diradical and zwitterionic character and one needs the more involved descriptors presented above for this a complete analysis.

Finally, we will use the promotion number p based on the difference density matrix, as initially defined by Head-Gordon and co-workers.⁶² This value is computed by constructing the difference density matrix (1DDM) between ground and excited state. The 1DDM is subsequently diagonalised. Separation of the eigenvectors according to their signs provide detachment and attachment densities. The sum over all positive or negative eigenvalues of the 1DDM – denoted as the promotion number p – gives the total number of electrons rearranged during the excitation process. The value of p is 1 for simple one-electron excited states whereas it becomes larger in the case of double excitations⁵⁹ and orbital relaxation.^{56,63} Within the present context it is particularly interesting that p is expected to be zero between two states possessing the same density matrices. In particular, the p values between the different diradical and zwitterionic states constructed from two SOMOs are all expected to be zero, and we will evaluate this idea below.

2.3 Computational details

The molecular geometries of pQDM were optimised at the PBE/ANO-S-VDZP^{64,65} level of theory in the overall spin-triplet configuration. Obtained geometries were then symmetrised to C_{2h} point group. The potential curve of 10 geometries was obtained by rigid rotation of both CH_2 groups with respect to the phenyl bridge by 10-degree steps, ranging from $\theta = 0$ to $\theta = 90$ degrees and preserving the point group symmetry.

Vertical excitation energies were done in OpenMolcas⁶⁶ using the complete active space self-consistent field (CASSCF) level of theory with the ANO-S-VDZP basis set.^{65,67} An active space of 8 electrons in 8 active orbitals ($1 \times a_g$, $1 \times a_u$, $3 \times b_g$, $3 \times b_u$) was chosen. State averaging was performed over $8 \times {}^1A_g$, $6 \times {}^1A_u$, $6 \times {}^3A_g$ and $6 \times {}^3A_u$ spin-adapted states. A relatively large number of singlet roots was required to capture the dark and the bright zwitterionic states in the 1A_g and 1A_u symmetries, considering that the energies of zwitterionic states tend to be overestimated in CASSCF jobs.^{54,68,69} Notably, the four relevant orbitals (HOMO, LUMO and two SOMOs) all exhibit b_g and b_u symmetries (see Fig. S1). Therefore, the ensuing low-lying transitions are exclusively of A symmetry and we focus on these. A brief discussion of the higher-lying B states is presenting in Table S3.

Dynamic correlation was treated with multi-state second-order perturbation theory (MS-CASPT2),⁷⁰ with an IPEA shift⁷¹ of 0.25. The problem of intruder states in the perturbative approach was addressed using a regularisation technique introduced by

Battaglia et al.⁷² with a σ^2 value of 0.3. Wave function analysis was performed using the libwfa wave-function analysis library interfaced to OpenMolcas^{73,74}, and the post-processing of the wave function descriptors was done using TheoDORE 3.1.1.⁷⁵ The input to these analysis routines consisted of CASSCF wave functions mixed via the multi-state procedure but not including explicit PT2 corrections.

The underlying computational research data (input/output files of OpenMolcas and geometries) are provided via a separate repository (DOI: 10.17028/rd.lboro.25379311).

3 Results and Discussion

3.1 Two-orbital two-electron model

The connection between the states of a closed-shell molecule and a diradical within the two-orbital two-electron model (TOTEM) is shown in Fig. 2. Generally, there are four possible ways of distributing two electrons in two orbitals if one of them is spin-up and the other one spin-down (that is $M_S = 0$) and these are shown on the right. Combining these configurations to spin-adapted states yields three singlets and one triplet component. The character of these states will depend on the energies of the frontier orbitals and the coupling between them. Closed-shell character is obtained for a large orbital energy difference and weak coupling and *vice versa* for open-shell character.

The closed-shell case is illustrated on the left in Fig. 2. The lowest state Ψ_0 is a totally symmetric closed-shell singlet with a doubly occupied HOMO. Two HOMO-LUMO singly excited states follow, both of A_u symmetry, denoted Ψ_T and Ψ_Z marking the diradical triplet and the zwitterionic singlet. As shown in Eqs (2) and (3), both states are composed of the same configurations where only the sign differentiates between the singlet and the triplet. The energies of these states have been discussed in detail elsewhere^{76–78} and are listed in compressed form in Table 1. For the present purposes it is enough to realise that the energy splitting between Ψ_T and Ψ_Z is given by twice the exchange integral between HOMO and LUMO (K_{HL}). Within the TOTEM, the next state is produced via the doubly excited LUMO² configuration (Ψ_1), which is totally symmetric and formally has the analogous character to Ψ_0 only that HOMO and LUMO are exchanged. We have shown previously that such states are not usually found in practical calculations,⁵⁹ but that there is usually strong configuration mixing. In any case, it provides the starting point for our discussion.

To the right of Fig. 2 we present the open-shell case with the configurations expanded into degenerate localised SOMOs. We first note that it is possible to construct four different configurations. In two of them we find the electrons distributed over both orbitals; these are denoted as diradical. In the other two both electrons are simultaneously on one side; these are denoted ionic. The difference in energy between these respective configurations is given by the difference between the on-site Coulomb integral with both electrons on the same side ($J_{AA} = J_{BB}$) and the inter-site repulsion (J_{AB}). Since J_{AA} is always greater than J_{AB} , the diradical states are seen to be lower in energy. In the next step, we form spin- and spatial symmetry adapted linear combinations



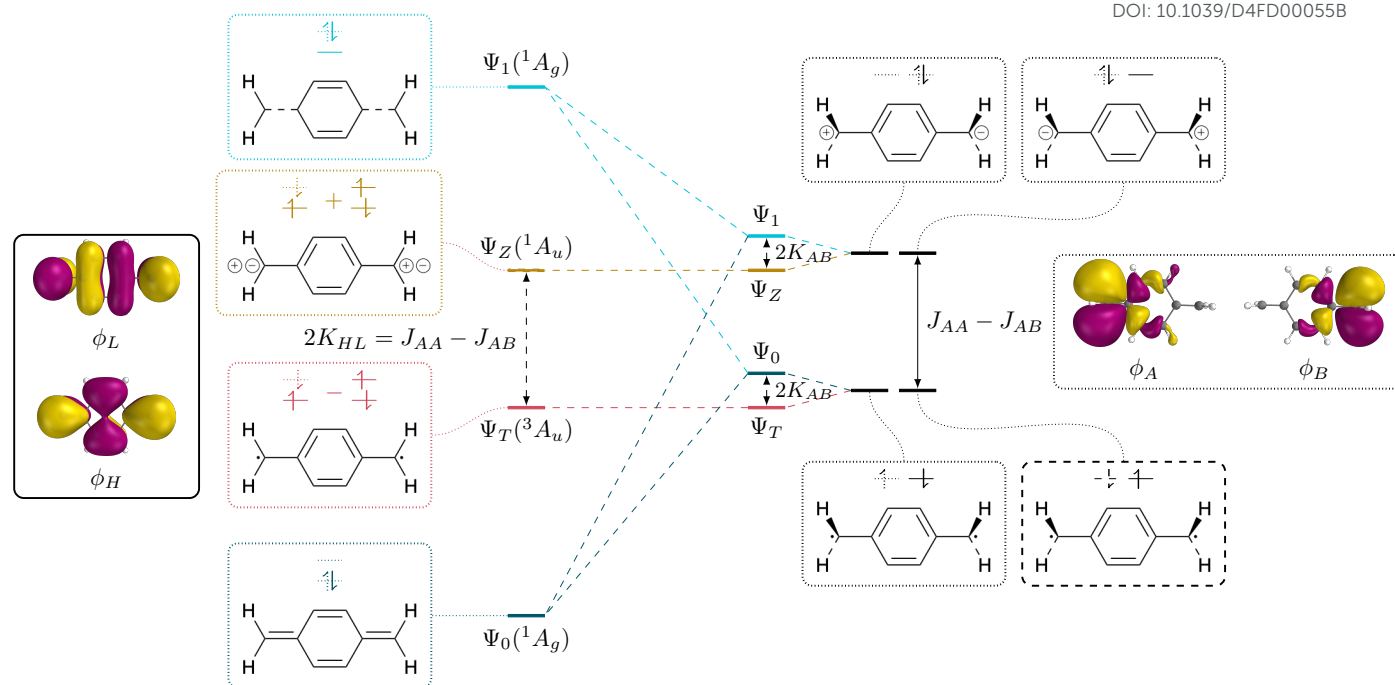


Fig. 2 Schematic depiction of interconversion from the states of a closed-shell molecule (left) to the diradical and zwitterionic states of an open-shell molecule (right), considering states of $M_S = 0$. The states on the left are expressed using the delocalised HOMO (ϕ_H) and LUMO (ϕ_L); the states on the right are expressed using localised degenerate SOMOs (ϕ_A , ϕ_B).

of these configurations yielding the four wave functions listed in Eqs (7)-(10). This produces the diradical triplet (Ψ_T) and singlet (Ψ_0), as well as the two zwitterionic singlets (Ψ_Z and Ψ_1). These pairs of states are both split in energy by the inter-site exchange integral K_{AB} .

We next proceed with the comparison of the left and right side of Fig. 2 describing the conversion from closed-shell via diradicaloid to diradical. It is noteworthy that the Ψ_T and Ψ_Z states remain unaltered along this conversion. They are both the only states of their given symmetry (1A_u / 3A_u) meaning that there is no possibility for mixing with other states. By contrast, the Ψ_0 and Ψ_1 states (both totally symmetric singlets) mix strongly along this path; they have closed-shell character on the left and open-shell character on the right. In line with basic textbook knowledge,⁷⁹ one finds that the bonded ground state (Ψ_0 on the left) is formed as an even mixture between diradical and ionic resonance structures.

The presented viewpoint is not only relevant to the understanding of diradicals but also sheds new light onto the singlet and triplet states of closed-shell molecules. Following previous discussions,⁵⁰⁻⁵⁴ the HOMO-LUMO triplet states in alternating hydrocarbons can be assigned diradical character whereas the associated singlets are zwitterionic. The singlet-triplet gap can, thus, be identified with the energy difference between the diradical and zwitterionic configurations. It corresponds to the extra energy required to put both electrons into the same orbital (J_{AA}) compared to the energy of two electrons in different orbitals (J_{AB}). Indeed, one finds that $2K_{HL} = J_{AA} - J_{AB}$, yielding two interpretations of the singlet-triplet gap.

Having outlined the idealised states present within the TOTEM,

Table 1 Energies, oscillator strengths, and wave function descriptors for a two-orbital two-electron model evaluated with respect to mixing angle η .^a Energies are given for the closed-shell [ΔE (c.s.), $\eta = 0$] and open-shell [ΔE (o.s.), $\eta = \pi/4$] cases. Derivation of the given expressions can be found in Section S1 of the ESI.

State	ΔE (c.s.) ^b	ΔE (o.s.) ^b	f	Ω	P_{he}	$n_{u,nl}$	p
Ψ_0	$J_{HH} - \Delta h$	$J_{AB} + K_{AB}$	-	-	-	$2s^4$	-
Ψ_T	$J_{HL} - K_{HL} =$	$J_{AB} - K_{AB}$	0	1	+s	2	c
Ψ_Z	$J_{HL} + K_{HL} =$	$J_{AA} - K_{AB}$	$f_0(1-s)$	1	-s	2	c
Ψ_1	$J_{LL} + \Delta h$	$J_{AA} + K_{AB}$	0	s^2	1	$2s^4$	$2c$

^a $s = \sin(2\eta)$, $c = \cos(2\eta)$, where η is the mixing angle.

^b For simplicity, energies are given with respect to a reference state of two non-interacting electrons located on the two orbitals, that is, $E_{ref} = h_H + h_L = h_A + h_B$ where h_X is the one-electron energy for orbital ϕ_X .

we are now interested in finding ways of identifying these states in practical computations. We will be interested in highlighting the four states belonging to the TOTEM as well as finding states involving additional orbitals. As a tool to do so, we will use the wave function descriptors of Section 2. First, we are interested in the evolution of these descriptors for the model wave functions described in Eqs (1)-(4). Following the procedures sketched in the Section S1 (ESI), we can compute the descriptors for varying values of η . Note that within this section we treat η as an independent parameter whereas within the next section η will be effectively determined by the molecular geometry via the torsion angle between the benzene ring and the CH_2 groups.

The results are summarised in Table 1 and shown graphically in Fig. 3 and we start the discussion with the energies. Whereas



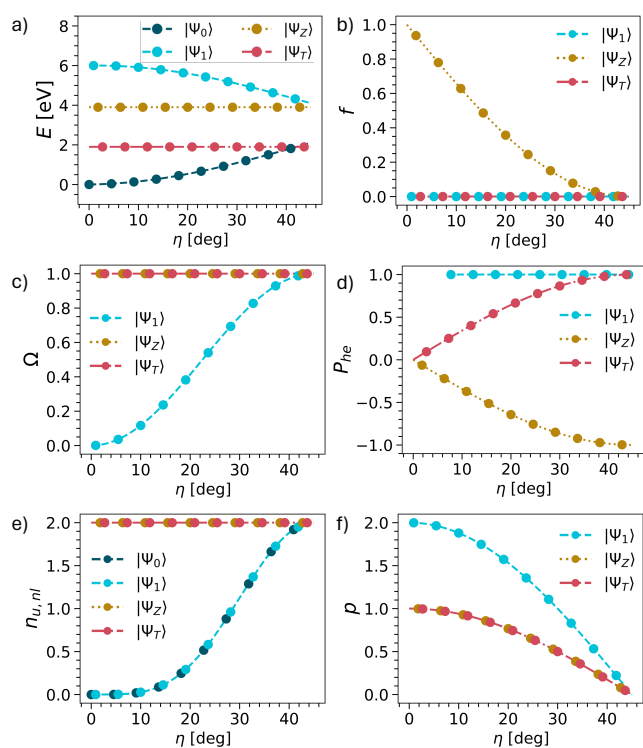


Fig. 3 Evolution of energies, oscillator strengths and wave function descriptors vs mixing angle η in TOTEM (treating η as an independent parameter). The associated equations are shown in Table 1.

the other descriptors are uniquely defined within our model, there are more variables involved with respect to the energies, as shown in Table 1. Nonetheless, we present qualitative potential energy curves in Fig. 3a (see also Refs 48,80). The main point to notice at the closed-shell geometry ($\eta = 0$) is that all four states are clearly separated as determined by the HOMO-LUMO gap Δh and the exchange integral K_{HL} . By contrast, at the open-shell geometry ($\eta = 45^\circ$), the states form two quasi-degenerate pairs, split only by the smaller inter-site exchange integral K_{AB} .

Next, we consider the oscillator strength (Fig. 3b). Here it is worth noting that transitions to the Ψ_T or Ψ_1 are always forbidden due to spin and spatial selection rules, respectively, and only Ψ_Z is potentially bright. We find that Ψ_Z starts as a bright state but becomes dark as the ground state obtains open-shell character. We will discuss this phenomenon in more detail below.

We continue with the four wave function descriptors Ω , P_{he} , $n_{u,nl}$, p . The purpose of these is to present a “fingerprint” that will allow us to identify the associated states in realistic computations when various states interact. The single excitation character Ω is presented in Fig. 3c. The Ψ_T and Ψ_Z states are always singly excited ($\Omega = 1$) with respect to Ψ_0 , whereas the character of Ψ_1 changes from doubly excited ($\Omega = 0$) to singly excited ($\Omega = 1$).

We proceed to the de-excitation character P_{he} reflecting particle-hole permutation symmetry (Fig. 3d).⁵⁶ De-excitations reflect the fact, if the LUMO is partially occupied in the ground state, then it is possible to de-excite from the LUMO into the HOMO along with exciting from the HOMO to the LUMO. At the

Table 2 Analysis of the excited states of pQDM at the planar geometry ($\theta = 0^\circ$): vertical excitation energies (ΔE , eV), oscillator strengths (f), wave function descriptors, and type assignments.

$\theta = 0^\circ$								
State	ΔE	f	Ω	P_{he}	R_{he}	$n_{u,nl}$	p	Type ^a
1^1A_g	0.00	-	-	-	-	0.14	-	Ψ_0
1^3A_u	2.28	0.00	0.93	0.38	0.35	2.15	1.13	Ψ_T
1^3A_g	4.71	0.00	0.86	0.25	0.52	2.62	1.11	-
1^1A_u	4.78	1.45	0.84	-0.26	-0.05	2.07	1.16	Ψ_Z
2^1A_g	4.89	0.00	0.46	0.11	-0.12	2.84	1.40	Ψ_1 (mix)

^a Type assignment according to model wave functions, as defined in Eqs (1)-(4).

closed-shell geometry, no de-excitations are possible. P_{he} vanishes for Ψ_T and Ψ_Z while being undefined for Ψ_1 due to a division by zero. As η is increased, the de-excitations also increase in magnitude. For the triplet, this goes up to +1, whereas it goes down to -1 for the singlet. In the case of Ψ_1 , the P_{he} value is always 1 (but becomes only meaningful at higher η values when Ω is also larger). Reviewing Ψ_Z , it is crucial to realise that P_{he} converges to -1 in the open-shell limit. This reflects an antisymmetric 1TDM that, as outlined above, can only produce a vanishing matrix element with a symmetric operator such as the transition dipole moment. In other words, any transition dipole moment that is present through the HOMO/LUMO excitation is cancelled out by the LUMO/HOMO de-excitation. Thus, we find that within the TOTEM, all three states possess vanishing oscillator strengths at the diradical limit. Ψ_1 is forbidden by spatial symmetry, Ψ_T by spin symmetry, and Ψ_Z by particle-hole permutation symmetry.

The number of unpaired electrons ($n_{u,nl}$) is shown in Fig. 3e. The states Ψ_T and Ψ_Z always possess two unpaired electrons. Ψ_0 and Ψ_1 convert from being closed-shell ($n_{u,nl} = 0$) to open-shell ($n_{u,nl} = 2$). Finally, we proceed to the number of electrons rearranged during the excitation process represented by the promotion number p , as shown in Fig. 3f. The crucial realisation here is that in the open-shell limit all four states possess the same density matrices (singly occupied HOMO, singly occupied LUMO). As a consequence, the difference density between them and, therefore, also p vanishes.

In summary, we can use the following conditions to identify the TOTEM states within the diradical limit: $\Omega = 1$, $P_{he} = \pm 1$, $n_{u,nl} = 2$, $p = 0$.

3.2 pQDM – planar geometry

We start with a brief excited state analysis of pQDM at the planar geometry (a torsional angle of $\theta = 0^\circ$). This geometry corresponds to the left-hand side of Fig. 2. In this case, the ground state wave function Ψ_0 can largely be described by a single configuration, meaning it corresponds to a textbook closed-shell molecule. We will investigate how much the lowest excited states of this system can indeed be captured by the TOTEM and if any additional π and π^* orbitals of the phenyl bridge and subsequent mixing between the states play a role.

Table 2 provides the analysis of the first five states of planar pQDM (results on an extended set of states are presented



in Table S3). We show energies, oscillator strengths, and the four descriptors presented in Fig. 3. In addition, we present the electron-hole correlation coefficient (R_{he})⁵⁸, which is not included in Fig. 3 considering that it is a more complicated quantity not directly amenable to our model. Nonetheless, it will play an important role in differentiating between diradical and zwitterionic states later on. First we note that matching between the TOTEM states and the states actually obtained is readily possible where four out of the first five states (all except $T_2 / 1^3A_g$) match the model. As expected, the ground state 1^1A_g is predominantly the HOMO² closed-shell configuration (contributing with 88%) with only minor contributions from other configurations, yielding an effective number of unpaired electrons reasonably close to zero ($n_{u,nl} = 0.14$).

The lowest singlet and triplet excited states, 1^3A_u and 1^1A_u , lie at 2.28 and 4.71 eV, with 1^1A_u possessing a significant oscillator strength ($f = 1.45$). They are both predominantly reached via the HOMO-LUMO transition, corresponding to Ψ_T and Ψ_Z in our model. Both states are characterised as predominantly singly excited ($\Omega \approx 1$, $p \approx 1$) with two unpaired electrons ($n_{u,nl} \approx 2$). In the TOTEM, the P_{he} values would be zero for a closed-shell ground state. Deviations from zero, that is, $P_{he} = 0.38$ for Ψ_T and $P_{he} = -0.26$ for Ψ_Z , indicate already partial open-shell character for the ground state as also found in Ref. 47. Note that in our model, a value of $P_{he} = 0.3$ corresponds to a mixing angle of $\eta \approx 9^\circ$, meaning that the planar geometry can be thought of as lying at this value when compared to Fig. 3. The meaning of the correlation coefficient R_{he} has been discussed in detail elsewhere.^{81,82} For the present purposes, it is enough to realise that R_{he} would be zero for a single-orbital transition out of a closed-shell ground state. Somewhat enhanced values indicate the contributions of different configurations.

The last state shown, 2^1A_g , has about 30% of contribution of the LUMO² configuration and, thus, resembles Ψ_1 . However, there are also other important configurations involved. The partial doubly excited character, as expected for Ψ_1 at the planar geometry, is reflected by a lowered Ω value (0.46) and raised p . As opposed to the TOTEM where Ψ_1 is almost perfectly closed-shell, the state obtained here has a number of unpaired electrons of $n_{u,nl} = 2.84$. This difference highlights that the TOTEM is an insufficient model for the full description of this state. This observation is in line with our previous discussions: it is rarely possible to find a state that is truly a pure LUMO² configuration.⁵⁹ There tends to be strong mixing with other configurations.

Reviewing Table 2, we can say that the TOTEM is a reasonable model for describing four out of the five lowest states at this geometry. Next we will be interested in finding out how these states translate to a twisted geometry.

3.3 pQDM – twisted geometry

We turn to the excited state analysis of pQDM at the twisted geometry, focusing on the most diradical-like structure, with a torsional angle (θ) of 90° . Whereas it was fairly easy to find the TOTEM states in the planar geometry, it is considerably harder to do so for the twisted geometry, as other configurations play an

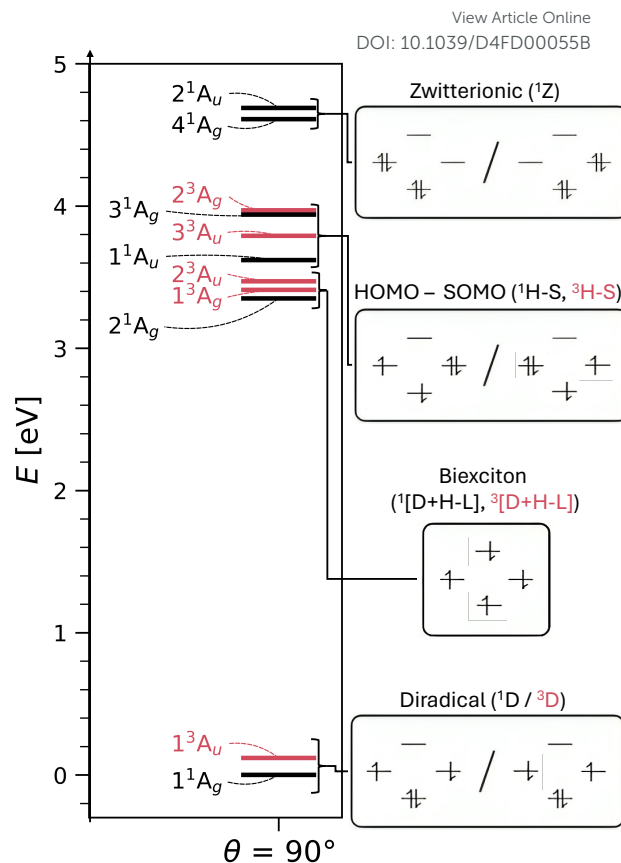


Fig. 4 Energies and associated MO occupations of excited states of pQDM at the twisted geometry ($\theta = 90^\circ$). Electron configurations refer to HOMO (bottom), LUMO (top), and SOMOs localised on the respective CH_2 groups (left, right).

important role.

We start with a discussion of the overall states and major electron configurations. The energies of the first 11 states are shown in Fig. 4 (left) with singlets shown in black and triplets in red. The ground state is of singlet multiplicity with a low-energy triplet just above it. A rather dense set of singlet and triplet states follows between 3 and 4 eV. And finally there are two singlets at ≈ 4.6 eV.

The dominant orbital configurations are shown in Fig. 4 (right). To describe the character of these states we need to consider four MOs, the two SOMOs deriving from the TOTEM and two additional orbitals (denoted HOMO and LUMO). Note that the HOMO and LUMO from the planar geometry have become the SOMOs located on the CH_2 groups, whereas the new HOMO and LUMO comprise additional orbitals, located solely on the phenyl bridge. Within Fig. 4, we use a representation of localised SOMOs (ϕ_A and ϕ_B) corresponding to Eqs (7)-(10). It should be noted in this context that the actual states printed by OpenMolcas were of the form of Eqs (1)-(4) and we transformed them to localised orbitals manually. We find that the two lowest states are singlet and triplet diradical states, i.e., they are the Ψ_0 and Ψ_T states of the TOTEM, and we describe their character as 1D and 3D . The next three states can be viewed as biexciton states: they start from the 3D and 1D states and have an additional HOMO-LUMO triplet excitation. Conceptually, these are similar to the biexciton states in sin-



Table 3 Analysis of the excited states of pQDM at the twisted geometry ($\theta = 90^\circ$): vertical excitation energies (ΔE , eV), oscillator strengths (f), wave function descriptors (computed with respect to 1^1A_g), and type assignments.

$\theta = 90^\circ$								
State	ΔE	f	Ω	P_{he}	R_{he}	$n_{u,nl}$	p	Type ^a
1^1A_g	0.00	-	-	-	-	2.17	-	$\Psi_0 / ^1D$
1^3A_u	0.12	0.00	0.99	0.99	0.81	2.21	0.29	$\Psi_T / ^3D$
2^1A_g	3.35	0.00	0.00	-	-	4.13	1.00	$^3D+^3H-L$
1^3A_g	3.41	0.00	0.00	-	-	4.13	1.10	$^3D+^3H-L$
2^3A_u	3.47	0.00	0.95	0.48	0.31	4.13	1.15	$^1D+^3H-L$
1^1A_u	3.62	0.00	0.46	0.01	0.24	2.13	1.12	^1H-S
3^3A_u	3.79	0.00	0.45	0.00	0.20	2.12	1.18	^3H-S
3^1A_g	3.93	0.00	0.40	0.01	0.28	2.14	1.05	^1H-S
2^3A_g	3.97	0.00	0.39	-0.01	0.24	2.13	1.18	^3H-S
4^1A_g	4.61	0.00	0.76	1.00	-0.80	2.32	0.33	$\Psi_1 / ^1Z$
2^1A_u	4.69	0.00	0.75	-0.97	-0.78	2.33	0.34	$\Psi_Z / ^1Z$

^a Type assignment according to model wave functions, as defined in Eqs (1)-(4) as well as using the following abbreviations: diradical (D), zwitterionic (Z), HOMO (H), LUMO (L), SOMO (S).

glet fission systems⁸³ all comprising four open shells.⁵⁹ The next four states are four HOMO-SOMO states comprised of different spin and spatial symmetry. These HOMO-SOMO states are similar to HOMO-SOMO transitions found in individual radicals with a covalently bound donor group.^{2,3} Finally, at 4.61 and 4.69 eV, we find the singlet zwitterionic (1Z) states, which represent the missing Ψ_Z and Ψ_1 states of the TOTEM. Notably, these zwitterionic states have no analogues in the triplet manifold, considering that the configurations where all orbitals are doubly occupied are forbidden due to the Pauli principle. States higher up in energy (not shown in Fig. 4) comprise SOMO-LUMO transitions.

The enhanced complexity of the twisted geometry compared to the planar geometry is striking. A number of states of widely varying character is present. Characterising these states is challenging, both from a formal and practical perspective. To get more insight into these states, we provide a detailed analysis of the calculated states in Table 3 presenting results for all states until 4.7 eV (higher energy states are shown in Tables S4 and S5). Viewing Table 3, it is first noteworthy that, at the fully symmetric twisted geometry, all states are dark. The reasons for this will be discussed in more detail below.

Viewing Table 3, it is next of interest what descriptors can be favourably used to identify the TOTEM states. First, we can use the promotion number p , which should converge toward zero for the isolated TOTEM (Fig. 3f). This value is not reached exactly, but the TOTEM states are indeed distinguished by low p -values ($p < 0.5$), highlighting that there is almost no rearrangement of electron density between the different states (since they all have singly occupied SOMOs). The de-excitation measures (P_{he}) are also striking. These are 0.99 and 1.00 for the Ψ_T and Ψ_1 states, whereas a value of -0.97 is obtained for Ψ_Z . These values again illustrate that excitations and de-excitations both occur between the SOMOs.

Moving to the correlation coefficients, we find a value of $R_{he} = 0.82$ for 1^3A_u (when computed with respect to 1^1A_g). This

strongly positive correlation reflects that both states are of the same type, that is, both are diradical. By contrast, strongly negative correlation is obtained for 4^1A_g and 2^1A_u , in agreement with their zwitterionic character.

Proceeding to the other types of states shown in Table 3, we note that the biexciton type states are clearly differentiated via their four unpaired electrons ($n_{u,nl} = 4.13$). Biexcitons are formed as a combination of the quasi-degenerate diradical states (1D , 3D) and the triplet HOMO-LUMO transition (^3H-L). Combining two triplets, that is $^3D+^3H-L$, generally produces a singlet, a triplet, and a quintet. Here, the singlet and triplet are represented in our computations via the 2^1A_g and 1^3A_g states. Combining a singlet and a triplet ($^1D+^3H-L$) only produces a triplet and this is found for the 2^3A_u state. Interestingly, within our classification scheme the two $^3D+^3H-L$ states are characterised as doubly excited with respect to the 1^1A_g ground state ($\Omega = 0.00$), whereas the $^3D+^3H-L$ state comes out as singly excited ($\Omega = 0.95$). Conversely, the promotion numbers, also sometimes used to classify multiply excited character,^{62,84} are near 1.0 for all the states highlighting the complexities of open-shell wave functions.

Finishing with the HOMO-SOMO states, we note that these possess the simplest wave functions being composed of only a single configuration with two unpaired electrons. For the most part, these states have descriptor values similar to singly excited states of closed-shell molecules:^{56,59} no de-excitations ($P_{he} = 0.0$), only a small amount of correlation ($R_{he} < 0.3$), two unpaired electrons ($n_{u,nl} = 2.1$), and a promotion number near one ($p \approx 1.1$). The only unusual feature are the low Ω values, formally indicating partially doubly excited character. This, however, is mostly a reflection of the open-shell nature of the ground state rather than indicating a special property of the excited state.

The relevant orbital compositions are shown in Fig. 5 using the natural orbital representation. It can be seen that, in all cases, the involved orbitals possess similar shapes (with the SOMOs on the CH_2 groups and the HOMO and LUMO on the central benzene ring). Moreover, the occupation numbers largely follow the expectations drawn from the simple orbital diagram. This highlights that a four-electron four-orbital model is sufficient to explain the relevant states. However, it is also noteworthy that there is significant involvement of the LUMO for the diradical ($n_i > 0.1$) and even more for the zwitterion ($n_i > 0.2$) highlighting the importance of additional strong correlation effects. Note that this is also reflected in the trends of the computed numbers of unpaired electrons ($n_{u,nl}$), as shown in Table 3.

Finally, we comment on the oscillator strengths of the states shown, which are all vanishingly small ($f < 0.001$). All *gerade* (g) states are forbidden by spatial selection rules while all triplet states are forbidden by spin selection rules. As outlined above, also a P_{he} value of -1 , as found for the 2^1A_u state, and a Ω value of zero, as found for the 2^1A_g state, mean that the transition dipole moments must vanish. These considerations highlight the challenges in designing luminescent diradicals, which will require effectively surpassing these various selection rules by mixing states and/or breaking the spatial symmetry.



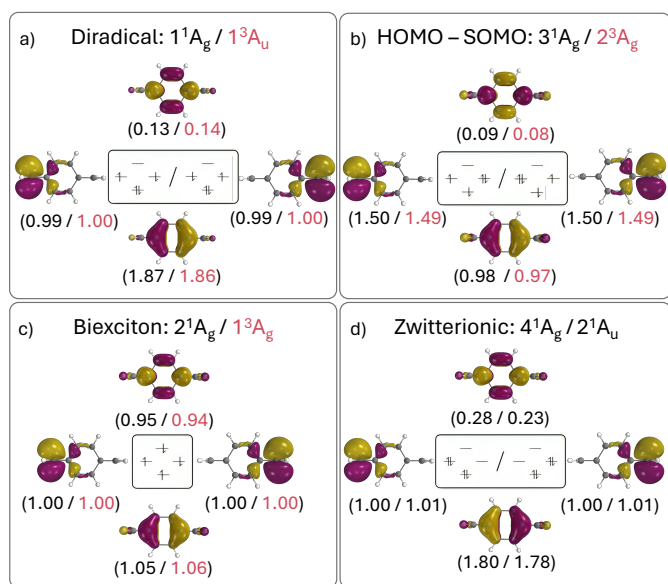


Fig. 5 Depiction of state-specific natural orbitals for the four characteristic state types in twisted pQDM; SOMOs have been localised on the individual CH_2 groups. Colour-coded numbers in brackets denote electron occupations.

3.4 pQDM – potential curve

Having provided detailed discussion of the planar and twisted geometries, we are now interested in investigating how the different states interconvert into each other. In particular, it is of interest whether the model picture of Fig. 3 can be reproduced. For this purpose, we have computed potential energy curves for pQDM along the twisting coordinate. States were chosen, so as to include the minimal set comprising all TOTEM states shown in Table 3, that is 4×1^1A_g , 2×1^1A_u , 1×3^1A_u . The results for energies, oscillator strengths and wave function descriptors are shown in Fig. 6, highlighting that the results are already quite involved with this minimal set of states. Results of more excited states are presented in Figs S2-S5.

Starting with the energies (Fig. 6a), we find that the lowest two states (1^1A_g and 1^3A_u) do indeed conform with the expected behaviour for the Ψ_0 and Ψ_T states, that is, they start with a notable energy gap and become quasi-degenerate upon twisting. Note, however, that in the TOTEM the triplet becomes lower in energy according to Hund's rule, whereas in our computations the singlet always remains the lowest state.

Disentangling the properties of the higher states is somewhat more challenging as there are several state crossings involved. We will now proceed in elucidating the development of the remaining two TOTEM states (Ψ_Z , and Ψ_1) along the twisting curve. At the planar geometry ($\theta = 0^\circ$), the 1^1A_u state is the HOMO-LUMO transition and, thus, corresponds to the Ψ_Z state. In line with Fig. 3, we find that its oscillator strength (Fig. 6b) rapidly goes down and approaches zero with enhanced twisting. As a telltale sign of the Ψ_Z state, we find its markedly negative P_{he} values steadily going down until 70° . We also find negative values of the correlation coefficient R_{he} , reflecting the zwitterionic character of this state. At around 80° , there is an avoided crossing between the

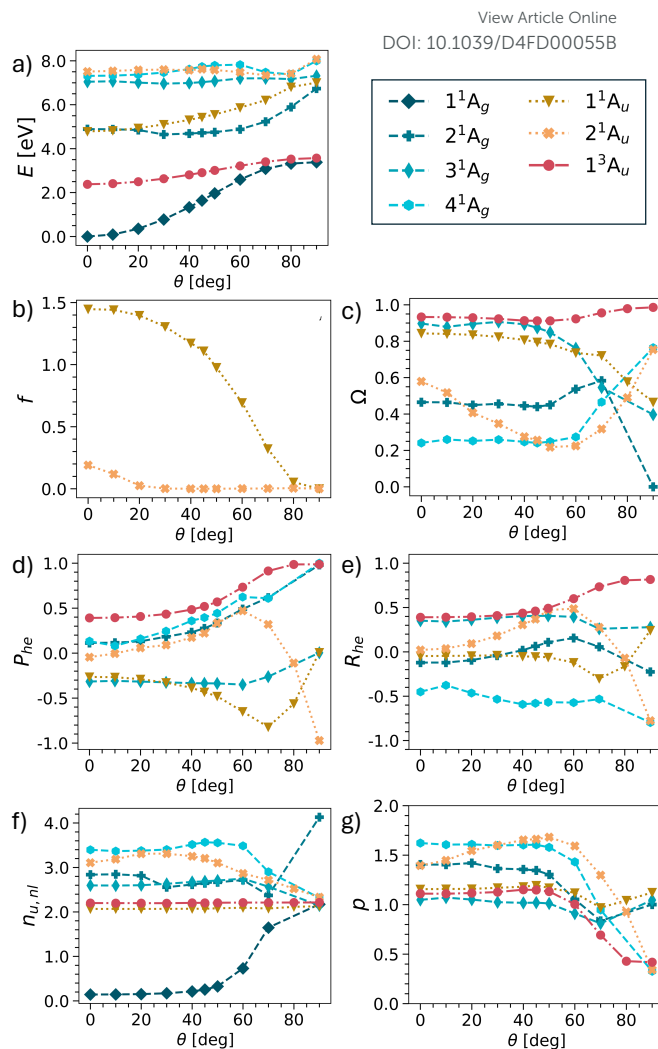


Fig. 6 Potential energies (a), oscillator strengths (b), and wave function descriptors (c-g) for pQDM with change of the torsional angle θ (as defined in Figure 1.)

1^1A_u and 2^1A_u and, at the fully twisted geometry, the 2^1A_u state obtains the zwitterionic character, as also shown in Table 3. The exchange of wave function character between the two states is particularly visible in Fig. 6d, where the 2^1A_u state continues the lowering of the P_{he} values. We can understand this change by the fact that, at the fully twisted geometry ($\theta = 90^\circ$), all conjugation is broken, thus penalising the zwitterionic state located on the outer CH_2 groups.

As opposed to the three states discussed, no clear identification of the fourth TOTEM state (Ψ_1) is possible. As explained in the context of Table 2, the 2^1A_g state possess partial LUMO² (and thus Ψ_1) character at $\theta = 0^\circ$. However, other configurations mix considerably. The state with the most pronounced doubly excited character ($\Omega = 0.24$) is 4^1A_g , also including the LUMO² configuration, and can therefore be seen to also incorporate part of the Ψ_1 character. Following the different descriptors, we find that the 2^1A_g and 4^1A_g states together approach the limits for the zwitterionic Ψ_1 state, that is, $P_{he} = 1$, $R_{he} = -1$, $p = 0$. At the twisted geometry, we assign 4^1A_g as the Ψ_1 state. However, as opposed to the 1^1A_u states, we cannot name a clear crossover point where



the change occurs.

We conclude by noting that all four TOTEM states can indeed be identified in the presented curves. However, Fig. 6 shows that even pQDM, chosen as a supposedly simple model system, goes far beyond the TOTEM in terms of its observed complexity, with a high degree of mixing between the different state characters observed along the potential curve.

4 Conclusions

We presented a chemically intuitive and at the same time mathematically rigorous framework for describing the character of different excited states in π -conjugated diradicals. This encompasses a formal physical description as well as practical tools for characterising these states in realistic computations. Aside from a categorisation of the states, our model provides crucial insight into other properties, most notably energies and optical transition strengths.

We discussed the states of open-shell systems within a two-orbital two-electron model (TOTEM), highlighting the differences between diradical and zwitterionic states. We showed how these states emerge within the mathematical treatment but also provided a more intuitive graphical route toward understanding them. Moving to realistic calculations on pQDM, we found that, aside from diradical and zwitterionic states, HOMO-SOMO excitations and biexcitons also played a crucial role in the relevant energy window. All types of states exist in pairs of singlet and triplet states, with the striking exception of the zwitterionic states, which possess no triplet analogue due to the Pauli principle. Subsequently, we highlighted how the states interconvert upon twisting of the CH₂ groups. The intensity of the initially bright state drops sharply and, interestingly, at the twisted geometry, all states shown were dark ($f < 0.001$). We illustrated four effective selection rules responsible for the lack of oscillator strength at this geometry comprising spin, spatial and particle-hole permutation symmetry as well as doubly excited character.

Due to their intricate electronic structure properties, π -conjugated diradicals provide a fascinating playground for tuning optoelectronic properties in an unprecedented fashion. Whereas closed-shell molecules are often largely determined by the energies and shapes of their HOMO and LUMO, there are four orbitals to be tuned in the case of diradicals, the HOMO, LUMO and two SOMOs. The energies of and interactions between these orbitals provide the basis for new types of state characters not readily observed in closed-shell molecules. This enhanced complexity provides new opportunities but also significant challenges for molecular design applications. It is a particularly fascinating question whether it is possible to harness zwitterionic states for luminescence noting that these have no dark spin-triplet analogue. In an ideal world, one would design a molecule with large oscillator strengths as found in the planar closed-shell case while also eliminating the close-lying triplets, thus providing a potent emitter without a triplet loss channel. We hope that the present investigation will lay the groundwork for the rational design of such systems.

Author Contributions

Lujó Matasović: Investigation, Visualization, Writing – Original Draft. **Hugo Bronstein:** Conceptualization, Writing – Review & Editing. **Richard Friend:** Supervision, Writing – Review & Editing. **Felix Plasser:** Conceptualization, Formal Analysis, Methodology, Software, Writing – Original Draft.

Conflicts of interest

There are no conflicts to declare.

Acknowledgements

L. M. acknowledges support from the Harding Distinguished Postgraduate Programme and Winton Scholarship.

Notes and references

- 1 Q. Peng, A. Obolda, M. Zhang and F. Li, *Angewandte Chemie International Edition*, 2015, **54**, 7091–7095.
- 2 X. Ai, E. W. Evans, S. Dong, A. J. Gillett, H. Guo, Y. Chen, T. J. H. Hele, R. H. Friend and F. Li, *Nature*, 2018, **563**, 536–540.
- 3 A. Abdurahman, T. J. H. Hele, Q. Gu, J. Zhang, Q. Peng, M. Zhang, R. H. Friend, F. Li and E. W. Evans, *Nature Materials*, 2020, **19**, 1224–1229.
- 4 J. M. Hudson, T. J. H. Hele and E. W. Evans, *Journal of Applied Physics*, 2021, **129**, 180901.
- 5 P. Murto and H. Bronstein, *J. Mater. Chem. C*, 2022, **10**, 7368–7403.
- 6 A. Mizuno, R. Matsuoka, T. Mibu and T. Kusamoto, *Chemical Reviews*, 2024, **124**, 1034–1121.
- 7 T. Stuyver, T. Zeng, Y. Tsuji, P. Geerlings and F. De Proft, *Nano Letters*, 2018, **18**, 7298–7304.
- 8 L. Li, J. Z. Low, J. Wilhelm, G. Liao, S. Gunasekaran, C. R. Prindle, R. L. Starr, D. Golze, C. Nuckolls, M. L. Steigerwald, F. Evers, L. M. Campos, X. Yin and L. Venkataraman, *Nature Chemistry*, 2022, **14**, 1061–1067.
- 9 K. Yang, X. Zhang, A. Harbuzaru, L. Wang, Y. Wang, C. Koh, H. Guo, Y. Shi, J. Chen, H. Sun, K. Feng, M. C. Ruiz Delgado, H. Y. Woo, R. P. Ortiz and X. Guo, *Journal of the American Chemical Society*, 2020, **142**, 4329–4340.
- 10 S. Zhang, M. Pink, T. Junghoefer, W. Zhao, S.-N. Hsu, S. Rajca, A. Calzolari, B. W. Boudouris, M. B. Casu and A. Rajca, *Journal of the American Chemical Society*, 2022, **144**, 6059–6070.
- 11 T. Kubo, A. Shimizu, M. Sakamoto, M. Uruichi, K. Yakushi, M. Nakano, D. Shiomi, K. Sato, T. Takui, Y. Morita and K. Nakasuji, *Angewandte Chemie International Edition*, 2005, **44**, 6564–6568.
- 12 M. Nakano and B. Champagne, *The Journal of Physical Chemistry Letters*, 2015, **6**, 3236–3256.
- 13 M. Nakano, *The Chemical Record*, 2017, **17**, 27–62.
- 14 O. Varnavski, N. Abeyasinghe, J. Aragón, J. J. Serrano-Pérez, E. Ortí, J. T. López Navarrete, K. Takimiya, D. Casanova, J. Casado and T. Goodson III, *The Journal of Physical Chemistry Letters*, 2015, **6**, 1375–1384.



- 15 J. Messelberger, A. Grünwald, P. Pinter, M. M. Hansmann and D. Munz, *Chem. Sci.*, 2018, **9**, 6107–6117.
- 16 G. E. Rudebusch, J. L. Zafra, K. Jorner, K. Fukuda, J. L. Marshall, I. Arrechea-Marcos, G. L. Espejo, R. Ponce Ortiz, C. J. Gómez-García, L. N. Zakharov, M. Nakano, H. Ottosson, J. Casado and M. M. Haley, *Nature Chemistry*, 2016, **8**, 753–759.
- 17 T. Jousselin-Oba, M. Mamada, J. Marrot, A. Maignan, C. Adachi, A. Yassar and M. Frigoli, *Journal of the American Chemical Society*, 2019, **141**, 9373–9381.
- 18 A. Punzi, Y. Dai, C. N. Dibenedetto, E. Mesto, E. Schingaro, T. Ullrich, M. Striccoli, D. M. Guldi, F. Negri, G. M. Farinola and D. Blasi, *Journal of the American Chemical Society*, 2023, **145**, 20229–20241.
- 19 A. Abdurahman, J. Wang, Y. Zhao, P. Li, L. Shen and Q. Peng, *Angewandte Chemie International Edition*, 2023, **62**, e202300772.
- 20 A. Abdurahman, L. Shen, J. Wang, M. Niu, P. Li, Q. Peng, J. Wang and G. Lu, *Light: Science & Applications*, 2023, **12**, 272.
- 21 T. D. Nguyen, E. Ehrenfreund and Z. V. Vardeny, *Science*, 2012, **337**, 204–209.
- 22 T. Stuyver, B. Chen, T. Zeng, P. Geerlings, F. D. Proft and R. Hoffmann, *Do Diradicals Behave like Radicals?*, 2019.
- 23 M. Abe, *Chemical Reviews*, 2013, **113**, 7011–7088.
- 24 J. J. Dressler and M. M. Haley, *Journal of Physical Organic Chemistry*, 2020, **33**, e4114.
- 25 J. M. Anglada, J. Poater, I. d. P. R. Moreira and J. M. Bofill, *The Journal of Organic Chemistry*, 2023, **88**, 8553–8562.
- 26 X. Hu, W. Wang, D. Wang and Y. Zheng, *J. Mater. Chem. C*, 2018, **6**, 11232–11242.
- 27 Z. Feng, S. Tang, Y. Su and X. Wang, *Chem. Soc. Rev.*, 2022, **51**, 5930–5973.
- 28 A. I. Krylov, *Annual Review of Physical Chemistry*, 2008, **59**, 433–462.
- 29 H. Lischka, D. Nachtigallová, A. J. A. Aquino, P. G. Szalay, F. Plasser, F. B. C. Machado and M. Barbatti, *Chemical Reviews*, 2018, **118**, 7293–7361.
- 30 M. Nakano, *Topics in Current Chemistry*, 2017, **375**, 47.
- 31 A. Bajaj and M. E. Ali, *The Journal of Physical Chemistry C*, 2019, **123**, 15186–15194.
- 32 J. Wu and D. Casanova, *Electronic Structure Characterization of Diradicaloids with Spin-Flip (SF) Methods*, Jenny Stanford Publishing, Singapore, First edition, 2022, pp. 83–143.
- 33 D. Casanova, *WIREs Computational Molecular Science*, 2022, **12**, e1561.
- 34 K. Yamaguchi, Y. Takahara and T. Fueno, *Applied Quantum Chemistry*, Dordrecht, 1986, pp. 155–184.
- 35 V. Bonačić-Koutecký, J. Koutecký and J. Michl, *Angewandte Chemie International Edition in English*, 1987, **26**, 170–189.
- 36 Y. Jung and M. Head-Gordon, *ChemPhysChem*, 2003, **4**, 522–525.
- 37 K. Takatsuka, T. Fueno and K. Yamaguchi, *Theoretica chimica acta*, 1978, **48**, 175–183.
- 38 V. N. Staroverov and E. R. Davidson, *Journal of the American Chemical Society*, 2000, **122**, 186–187.
- 39 M. Head-Gordon, *Chemical Physics Letters*, 2003, **372**, 508–511.
- 40 F. Plasser, H. Pašalić, M. H. Gerzabek, F. Libisch, R. Reiter, J. Burgdörfer, T. Müller, R. Shepard and H. Lischka, *Angewandte Chemie International Edition*, 2013, **52**, 2581–2584.
- 41 S. Grimme and A. Hansen, *Angewandte Chemie - International Edition*, 2015, **54**, 12308–12313.
- 42 J. P. Malrieu, R. Caballol, C. J. Calzado, C. de Graaf and N. Guihéry, *Chemical Reviews*, 2014, **114**, 429–492.
- 43 G. Gryn'ova, M. L. Coote and C. Corminbœuf, *WIREs Computational Molecular Science*, 2015, **5**, 440–459.
- 44 S. Gorgon, K. Lv, J. Grüne, B. H. Drummond, W. K. Myers, G. Londi, G. Ricci, D. Valverde, C. Tonnelé, P. Murto, A. S. Romanov, D. Casanova, V. Dyakonov, A. Sperlich, D. Beljonne, Y. Olivier, F. Li, R. H. Friend and E. W. Evans, *Nature*, 2023, **620**, 538–544.
- 45 P. Murto, R. Chowdhury, S. Gorgon, E. Guo, W. Zeng, B. Li, Y. Sun, H. Francis, R. H. Friend and H. Bronstein, *Nature Communications*, 2023, **14**, 4147.
- 46 Z. Zhou, K. Yang, L. He, W. Wang, W. Lai, Y. Yang, Y. Dong, S. Xie, L. Yuan and Z. Zeng, *Journal of the American Chemical Society*, 2024, **146**, 6763–6772.
- 47 Z. Pei, N. L. Magann, M. J. Sowden, R. B. Murphy, M. G. Gardiner, M. S. Sherburn and M. L. Coote, *Journal of the American Chemical Society*, 2023, **145**, 16037–16044.
- 48 L. Salem and C. Rowland, *Angewandte Chemie International Edition in English*, 1972, **11**, 92–111.
- 49 Y. L. A. Schmerwitz, A. V. Ivanov, E. O. Jonsson, H. Jonsson and G. Levi, *The Journal of Physical Chemistry Letters*, 2022, **13**, 3990–3999.
- 50 P. Kimber and F. Plasser, in *Classification and Analysis of Molecular Excited States*, Elsevier, 2024, pp. 55–83.
- 51 K. Schulten, I. Ohmine and M. Karplus, *The Journal of Chemical Physics*, 1976, **64**, 4422–4441.
- 52 W. T. Borden and E. R. Davidson, *Accounts of Chemical Research*, 1996, **29**, 67–75.
- 53 C. Angeli, *Journal of Computational Chemistry*, 2009, **30**, 1319–1333.
- 54 S. A. do Monte, R. F. K. Spada, R. L. R. Alves, L. Belcher, R. Shepard, H. Lischka and F. Plasser, *The Journal of Physical Chemistry A*, 2023, **127**, 9842–9852.
- 55 F. Plasser, M. Wormit and A. Dreuw, *The Journal of Chemical Physics*, 2014, **141**, 024106.
- 56 P. Kimber and F. Plasser, *PCCP*, 2020, **22**, 6058–6080.
- 57 S. A. Bäßler, F. Plasser, M. Wormit and A. Dreuw, *Physical Review A*, 2014, **90**, 052521.
- 58 F. Plasser, B. Thomitzni, S. A. Bäßler, J. Wenzel, D. R. Rehn, M. Wormit and A. Dreuw, *Journal of Computational Chemistry*, 2015, **36**, 1609–1620.
- 59 M. T. do Casal, J. M. Toldo, M. Barbatti and F. Plasser, *Chem. Sci.*, 2023, **14**, 4012–4026.
- 60 S. Matsika, X. Feng, A. V. Luzanov and A. I. Krylov, *The Journal*



- of *Physical Chemistry A*, 2014, **118**, 11943–11955.
- 61 W. Barford and N. Paiboonvorachath, *The Journal of Chemical Physics*, 2008, **129**, 164716.
- 62 M. Head-Gordon, A. M. Grana, D. Maurice and C. A. White, *The Journal of Physical Chemistry*, 1995, **99**, 14261–14270.
- 63 F. Plasser and A. Dreuw, *The Journal of Physical Chemistry A*, 2015, **119**, 1023–1036.
- 64 J. P. Perdew, K. Burke and M. Ernzerhof, *Phys. Rev. Lett.*, 1996, **77**, 3865–3868.
- 65 K. Pierloot, B. Dumez, P.-O. Widmark and B. O. Roos, *Theoretica chimica acta*, 1995, **90**, 87–114.
- 66 G. Li Manni, I. Fdez. Galván, A. Alavi, F. Aleotti, F. Aquilante, J. Autschbach, D. Avagliano, A. Baiardi, J. J. Bao, S. Battaglia, L. Birnoschi, A. Blanco-González, S. I. Bokarev, R. Broer, R. Cacciari, P. B. Calio, R. K. Carlson, R. Carvalho Couto, L. Cerdán, L. F. Chibotaru, N. F. Chilton, J. R. Church, I. Conti, S. Coriani, J. Cuéllar-Zuquin, R. E. Daoud, N. Dattani, P. Decleva, C. de Graaf, M. G. Delcey, L. De Vico, W. Dobrutz, S. S. Dong, R. Feng, N. Ferré, M. Filatov (Gulak), L. Gagliardi, M. Garavelli, L. González, Y. Guan, M. Guo, M. R. Hennefarth, M. R. Hermes, C. E. Hoyer, M. Huix-Rotllant, V. K. Jaiswal, A. Kaiser, D. S. Kaliakin, M. Khamesian, D. S. King, V. Kochetov, M. Krośnicki, A. A. Kumaar, E. D. Larsson, S. Lehtola, M.-B. Lepetit, H. Lischka, P. López Ríos, M. Lundberg, D. Ma, S. Mai, P. Marquetand, I. C. D. Merritt, F. Montorsi, M. Mörchen, A. Nenov, V. H. A. Nguyen, Y. Nishimoto, M. S. Oakley, M. Olivucci, M. Opper, D. Padula, R. Pandharkar, Q. M. Phung, F. Plasser, G. Raggi, E. Rebolini, M. Reiher, I. Rivalta, D. Roca-Sanjuán, T. Romig, A. A. Safari, A. Sánchez-Mansilla, A. M. Sand, I. Schapiro, T. R. Scott, J. Segarra-Martí, F. Segatta, D.-C. Sergentu, P. Sharma, R. Shepard, Y. Shu, J. K. Staab, T. P. Straatsma, L. K. Sørensen, B. N. C. Tenorio, D. G. Truhlar, L. Ungur, M. Vacher, V. Veryazov, T. A. Voß, O. Weser, D. Wu, X. Yang, D. Yarkony, C. Zhou, J. P. Zobel and R. Lindh, *Journal of Chemical Theory and Computation*, 2023, **19**, 6933–6991.
- 67 B. O. Roos, P. R. Taylor and P. E. Sigbahn, *Chemical Physics*, 1980, **48**, 157–173.
- 68 B. O. Roos, K. Andersson and M. P. Fülscher, *Chemical Physics Letters*, 1992, **192**, 5–13.
- 69 M. Boggio-Pasqua, M. J. Bearpark, M. Klene and M. A. Robb, *The Journal of Chemical Physics*, 2004, **120**, 7849–7860.
- 70 K. Andersson, P. Malmqvist and B. O. Roos, *The Journal of Chemical Physics*, 1992, **96**, 1218–1226.
- 71 G. Ghigo, B. O. Roos and P. Åke Malmqvist, *Chemical Physics Letters*, 2004, **396**, 142–149.
- 72 S. Battaglia, L. Fransén, I. Fdez. Galván and R. Lindh, *Journal of Chemical Theory and Computation*, 2022, **18**, 4814–4825.
- 73 F. Plasser, S. A. Mewes, A. Dreuw and L. González, *Journal of Chemical Theory and Computation*, 2017, **13**, 5343–5353.
- 74 F. Plasser, A. I. Krylov and A. Dreuw, *WIREs Computational Molecular Science*, 2022, **12**, e1595.
- 75 F. Plasser, *The Journal of Chemical Physics*, 2020, **152**, 084108.
- 76 M. Casida and M. Huix-Rotllant, *Annual Review of Physical Chemistry*, 2012, **63**, 287–323.
- 77 X. K. Chen, D. Kim and J. L. Brédas, *Accounts of Chemical Research*, 2018, **51**, 2215–2224.
- 78 P. Kimber and F. Plasser, *Journal of Chemical Theory and Computation*, 2023, **19**, 2340–2352.
- 79 F. Jensen, *Introduction to Computational Chemistry*, John Wiley & Sons, Ltd., 2nd edn, 2007.
- 80 J. Wen, Z. Havlas and J. Michl, *Journal of the American Chemical Society*, 2015, **137**, 165–172.
- 81 M. Hoffmann, S. A. Mewes, S. Wieland, C. Popp and A. Dreuw, *The Journal of Physical Chemistry Letters*, 2019, **10**, 6112–6117.
- 82 S. A. Mewes, F. Plasser and A. Dreuw, *J Phys Chem Lett*, 2017, **8**, 1205–1210.
- 83 M. B. Smith and J. Michl, *Chemical Reviews*, 2010, **110**, 6891–6936.
- 84 G. M. J. Barca, A. T. B. Gilbert and P. M. W. Gill, *Journal of Chemical Theory and Computation*, 2018, **14**, 9–13.

