


 Cite this: *Chem. Commun.*, 2024, 60, 4922

 Received 6th March 2024,
 Accepted 3rd April 2024

DOI: 10.1039/d4cc01065e

rsc.li/chemcomm

Hydrogen bonding-promoted tunable approach for access to aza-bicyclo-[3.3.0]octanes and cyclopenta[b] pyrroles†

 Sourav Pramanik,^a Subhadeep Hazra,^{‡a} Ayan Chatterjee^{‡a} and Jaideep Saha^{§*b}

A unified strategy is disclosed that builds on successfully engaging the aniline nitrogen of 1,3-amphoteric γ -aminocyclopentenone for a tandem annulation with electron-poor alkynes, solely assisted by the H-bonding network of HFIP. This metal-free mild strategy provides access to medicinally relevant aza-bicyclo-octanes en route to another important scaffold: cyclopenta[b]pyrrole.

Pyrrole¹ and its saturated congeners such as dihydropyrrole and pyrrolidine² have found widespread applications in medicinal chemistry and drug discovery. Several synthetic strategies are currently available for pyrrole functionalization, which can anchor distinct sets of functional groups, site-selectively, into the ring. Besides, carbo- or heterocycle-annulated (fused) pyrroles have also emerged as useful synthetic targets owing to their various pharmacophoric attributes.³ Cyclopenta[b]pyrrole represents one such motif in which a carbocyclic ring is juxtaposed to the C2/C3-position of a pyrrole. A selective set of compounds bearing this unit is depicted in Fig. 1a (top panel).⁴ Aza-bicyclo-[3.3.0]octanes, on the other hand, represent the partial or fully saturated version of the former scaffold. This motif is also prevalent in various natural products and drug molecules (Fig. 1a; bottom panel).⁵

Surprisingly, fewer strategies are available for accessing these compound classes,^{6–8} which in turn restricts the opportunity to find new drug-like chemical spaces around such scaffolds. To date, Nazarov cyclization remains the major means to prepare cyclopenta[b]pyrrole derivatives.⁶ Some reports have appeared sporadically that include Au(i)- or Pt-catalyzed cascade cyclization-rearrangement of strained rings,^{7a,b} Brønsted acid-mediated pyrrole annulation with

α -oxoketene dithioacetals,^{7c} cascade reaction of 2-furylcarbinol,^{7d} cyclization of isocyanide,^{7e} or the use of a tailored aza-Piancatelli/rearrangement sequence.^{7f} Conversely, only a handful of reports on the access to the aza-bicyclo-[3.3.0]octane core are available.⁸ Notable examples include the Cope ring rearrangement of bicyclo[3.2.1]octene system^{8a} and a phosphine-catalyzed sequential [2+3] and [3+2] annulation process.^{8b}

The preceding discussion indicates the importance of developing a broader platform for accessing diversely functionalized aza-bicyclo-[3.3.0]octane derivatives or annulated pyrroles. To achieve this goal, we contemplated a strategy for building the aza-bicyclo-[3.3.0]octane framework by deploying a 1,3-amphoteric system, namely γ -aminocyclopentenone (ACP). The ready accessibility of this moiety with a large variation of substitution patterns was expected to be an advantage for accessing elaborate assemblies of aza-bicyclo-[3.3.0]octanes upon the successful realization of the desired annulation with various dipolarophiles. γ -Amino cyclopentenones (ACPs) are valuable building blocks bearing multiple reactive centres.⁹ Recently, we showed their unique uses in accessing polycyclic indole derivatives and other natural-product-like structures through Lewis acid-mediated tandem processes.¹⁰ The presence of a nucleophilic amino group at the γ -position and a β -electrophilic carbon centre qualifies this system as a 1,3-amphoteric molecule.¹¹ This feature can be harnessed to construct important classes of bicyclic systems through annulation. In this vein, we questioned whether ACPs could be used for developing a formal [3+2]-cycloaddition with electron-poor alkynes, specifically through the intervening alkyne-hydroamination¹² and a C–C bond-forming step. While intermolecular alkyne hydroamination is typically performed in the presence of a transition-metal catalyst and/or at higher temperature,¹³ we aimed for a metal/acid-free mild process. Herein, we showcase the successful realization of the strategy in HFIP, which involves highly regio- and stereoselective annulation through tandem C–N and C–C bond formation facilitated through the H-bonding network of HFIP.¹⁴

^a Division of Molecular Synthesis and Drug Discovery, Centre of Biomedical Research (CBMR), Lucknow 226014, India

^b Department of Medicinal Chemistry, National Institute of Pharmaceutical Education and Research (NIPER), Mohali 160062, India.
 E-mail: jdsaha2000@gmail.com, jsaha@niper.ac.in

† Electronic supplementary information (ESI) available. CCDC 2331633. For ESI and crystallographic data in CIF or other electronic format see DOI: <https://doi.org/10.1039/d4cc01065e>

‡ Equal contribution.

§ Ex-faculty member of CBMR Lucknow.

rooted in the use of the starting material as a mixture of diastereomers. A pure diastereomer of ACP (**1i/1j**) led to stereoselective transformations (**11–12**). ACP having an alkyl substituent at the α, α' -position and dimethyl acetylene dicarboxylate as a partner resulted in successful reactions (**13–14**).

Next, we investigated various mono-substituted electron-poor alkynes in the reaction. Those bearing an aryl ketone residue readily participated in the reaction and delivered aza-bicyclo-[3.3.0]octane derivatives in moderate to good yields (**15–20**). Regioselectivity for the annulation was in accordance with the matching polarity of the two reactants, and the transformation was found to proceed with excellent diastereoselectivity. Alkyl ketone and aryl sulfone residues could be accommodated on the alkynes (**21–22**), albeit the former was less efficient. A terminal phenyl group on an electron-poor alkyne was found to impede the reaction (not shown). Importantly, we could not trace any acyclic product (*i.e.*, only the hydroamination product of the alkyne) in the reaction mixture, which in turn suggested an excellent cooperativity between the two steps (hydroamination/C–C bond formation), which could potentially be aided through the HFIP hydrogen-bonding cluster.

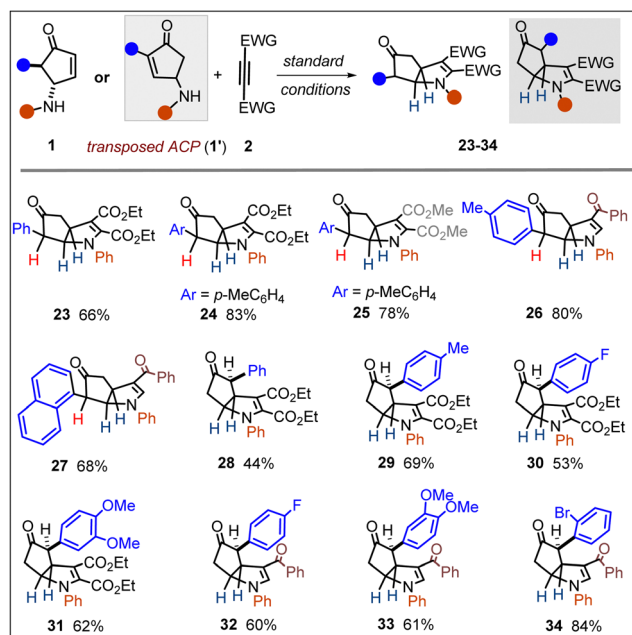
To broaden the scope, next we examined various α -mono-aryl-substituted γ -aminocyclopentenones (Scheme 2). Such compounds are usually more reactive and unstable under acidic conditions compared to α, α -disubstituted analogues. Pleasingly, these substrates proved equally competent and afforded compounds **23–27** in good yields. In the same vein, we explored the isomeric γ -ACPs (**1'**). These substrates (with varying substitution pattern) also could be readily transformed into the desired aza-bicyclo-[3.3.0]octane derivatives (**28–34**). Of

note, in compounds **28–34**, the N-substituent and α -aryl group on the cyclopentanone ring were in an anti-relationship.

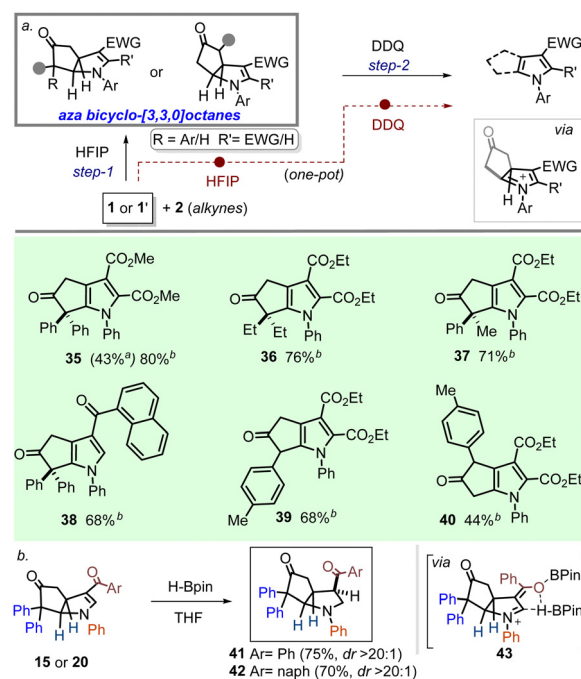
It is also important to note that the mono-substituted γ -ACPs rendered remarkable diastereoselectivity in affording **23–34**, with the formation of three new contiguous stereocenters.¹⁶ After establishing a reliable process for the stereoselective access to aza-bicyclo-[3.3.0]octanes, we first attempted a one-pot strategy to transform them into another medicinally attractive motif: cyclopenta[*b*]pyrrole. Oxidation of the aniline nitrogen into an iminium followed by a deprotonation/aromatization sequence was expected to deliver a pyrrole unit. A few trials revealed DDQ as the most effective oxidant in the process, which could transform **1a** to **35** (43%) through a one-pot telescoped process in HFIP. However, we found that this yield could be significantly improved (80%) in a step-wise reaction by subjecting the aza-bicyclo octane **3** (vide Scheme 1) with DDQ in toluene (**35** (80%)^b; Scheme 3).

Applying the latter conditions, different fused-pyrrole derivatives bearing diaryl, dialkyl, or monaryl substitution at the α -position on cyclopentenone unit (**35–37/39–40**) and ketoaryl residues on the heterocyclic ring (**38**) were obtained in synthetically useful yields.

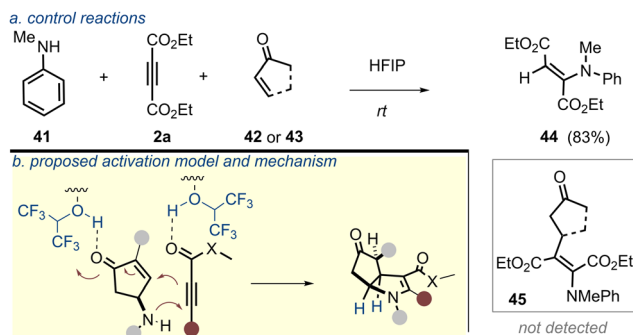
Next, we attempted to access fully saturated derivatives of the aza-bicyclo-[3.3.0]octanes prepared herein through the hydrogenation of the olefinic residue present in the dihydropyrrole unit. While the catalytic hydrogenation (Pd-C/H₂) was unsuccessful, the use of pinacol borane (H-BPin) turned out to be the most effective reducing agent for the desired outcome.¹⁷ Olefinic reduction (possibly *via* intermediate **43**) is showcased



Scheme 2 Annulation scope for α -mono-aryl-substituted ACP and structural isomers.



Scheme 3 (a) Conversion of aza-bicyclo-[3.3.0]octanes to fused pyrroles or saturated systems. ^aone-pot process: compound **1/1'** (1.0 equiv.), alkyne (1.2 equiv.), HFIP, rt, then DDQ (1.5 equiv.); ^bstep-wise process from aza-bicyclo-octanes: **11/13–14/20/24/29** (1.0 equiv.), DDQ (1.5 equiv.), toluene (0.1 M), rt; yields for step-2 are provided.



Scheme 4 Control experiments and the mechanism.

with two examples (**15/20** as the starting), which gave good yields and high diastereoselectivity (**41–42**; Scheme 3b).

Of note, while an array of HFIP-assisted chemical transformations have been reported in the literature,¹⁴ the current transformation involving γ -aminocyclopentenone as a 1,3-amphoteric system and electron-poor alkyne, however, underscores a distinct type of reaction manifold being facilitated through the H-bonding network of HFIP. Some other features of the current reaction also merit note. The poor nucleophilicity of aniline nitrogen generally hinders its addition onto carbon-based π -systems and this is often circumvented under high pressure/temperature.¹⁸ This current development, however, needs no such requirement. Furthermore, the addition of aniline to the electron-poor alkyne solely occurs through the N-centre in the present reaction and does not involve the *para*-position of the phenyl ring.¹⁹ When an equivalent yet intermolecular reaction mimicking the current transformation was conducted (Scheme 4a), C–C bond formation did not proceed (MVK; **42** or cyclopentenone; **43**). This suggested that C–C bond formation from the intervening enamine was much faster in the intramolecular setting, which was in agreement with the untraceable acyclic enamine intermediate in the reaction mixture. For an unsymmetrical alkyne, a stronger electron-withdrawing group sets the regioselectivity of the annulation (Scheme 4b; **46**). Based on the experimental observations, a mechanistic proposal is laid out in Scheme 4c.

In summary, an operationally simple, metal-free, modular, and stereoselective approach was developed for the assembly of azabicyclo[3.3.0]octane and cyclopenta[*b*]pyrrole derivatives. The process operates through a unique HFIP hydrogen-bonding network and capitalizes on the tandem alkyne hydroamination of alkyne and Csp^2 – Csp^3 bond formation, constituting an overall [3+2]-annulation between various isomeric γ -amino cyclopentenones and electron-deficient alkynes. The current method, in addition to complementing existing processes for preparing similar scaffolds, also highlights an instance of HFIP-promoted new chemical transformation.

Funding from SERB (CRG/2020/000381) and CSIR-EMR-II (02(0395)/21/EMR-II) to JS is acknowledged. SP and SH thank CSIR for fellowship.

Conflicts of interest

There are no conflicts of interest to declare.

Notes and references

- (a) S. Thirumalairajan, B. M. Pearce and A. Thompson, *Chem. Commun.*, 2010, **46**, 1797–1812; (b) I. S. Young, P. D. Thornton and A. Thompson, *Nat. Prod. Rep.*, 2010, **27**, 1801–1839; (c) S. S. Gholap, *Eur. J. Med. Chem.*, 2016, **110**, 13–31.
- (a) D. Wang, Y. Fan, P. Yu and L. Désaubry, *Chem. Commun.*, 2020, **56**, 5584–5592; (b) N. A. Frolov and A. N. Vereshchagin, *Int. J. Mol. Sci.*, 2023, **24**, 2937.
- C. Pramanik, P. Barik, S. A. Ali, D. S. Nayak, M. Iqbal, A. Mandal, R. Jana, S. Giri and S. Samanta, *New J. Chem.*, 2023, **47**, 6476–6527.
- For selected examples, see: (a) D. X. Hu, D. M. Withall, G. L. Challis and R. J. Thomson, *Chem. Rev.*, 2016, **116**, 7818–7853; (b) A. Fürstner, *Angew. Chem., Int. Ed.*, 2003, **42**, 3582–3603; (c) M. L. R. Heffernan, Q. K. Fang, R. J. Foglesong, S. C. Hopkins, C. O. Ogbu, M. Soukri and K. L. Spear, *PCT Int. Appl.*, 2011, WO2011011330 A2; (d) M. E. Adams, M. B. Wallace, T. Kanouni, N. Scoria, S. M. O'Connell, H. Miyake, L. Shi, P. Halkowycz, L. Zhang and Q. Dong, *Bioorg. Med. Chem. Lett.*, 2012, **22**, 2411–2414; (e) X.-T. Xu, X.-Q. Mou, Q.-M. Xi, W.-T. Liu, W.-F. Liu, Z.-J. Sheng, X. Zheng, K. Zhang, Z.-Y. Du, S.-Q. Zhao and S.-H. Wang, *Bioorg. Med. Chem. Lett.*, 2016, **26**, 5334–5339; (f) Y. Tachibana, M. Miyagawa, T. Masuda and T. Hasegawa, *PCT Int. Appl.*, 2011, WO2011013752 A1.
- (a) T. Nagata, M. Nakagawa and A. Nishida, *J. Am. Chem. Soc.*, 2003, **125**, 7484–7485; (b) I. S. Young and M. A. Kerr, *J. Am. Chem. Soc.*, 2007, **129**, 1465–1469; (c) D. B. Martin and C. D. Vanderwal, *Angew. Chem., Int. Ed.*, 2010, **49**, 2830–2832.
- For selected references, see: (a) C. Song, D. W. Knight and M. A. Whatton, *Org. Lett.*, 2006, **8**, 163–166; (b) M. Fujiwara, M. Kawatsura, S. Hayase, M. Nanjo and T. Itoh, *Adv. Synth. Catal.*, 2009, **351**, 123–128; (c) J. A. Malona, J. M. Colbourne and A. J. Frontier, *Org. Lett.*, 2006, **8**, 5661–5664; (d) C. Huang, R. Ding, C. Song, J. Lu, L. Liu, X. Han, J. Wu, H. Hou and Y. Fan, *Chem. – Eur. J.*, 2014, **20**, 16156–16163.
- (a) X.-Q. Mou, Z.-L. Xu, S.-H. Wang, D.-Y. Zhu, J. Wang, W. Bao, S.-J. Zhou, C. Yang and D. Zhang, *Chem. Commun.*, 2015, **51**, 12064–12067; (b) M. Yoshida, Y. Maeyama, M. A-Amin and K. Shishido, *J. Org. Chem.*, 2011, **76**, 5813–5820; (c) X. Yang, K. Wu, P. Wu, J. Chen, C. Sun and Z. Yu, *Chem. – Eur. J.*, 2015, **21**, 9323–9327; (d) C. Wang, C. Dong, L. Kong, Y. Li and Y. Li, *Chem. Commun.*, 2014, **50**, 2164–2166; (e) L. Zhang, X. Xu, W. Xia and Q. Liu, *Adv. Syn. Catal.*, 2011, **353**, 2619–2623; (f) L. Marin, V. Gandon, E. Schulz and D. Leboeuf, *Adv. Syn. Catal.*, 2017, **359**, 1157–1163.
- (a) E. Semenova, O. Lahtigui, I. Ghiviriga and A. J. Grenning, *Org. Lett.*, 2021, **23**, 2263–2267; (b) E. Li, P. Jia, L. Liang and Y. Huang, *ACS Catal.*, 2014, **4**, 600–603.
- G. K. Veits, D. R. Wenz and J. R. d. Alaniz, *Angew. Chem., Int. Ed.*, 2010, **49**, 9484–9487.
- (a) C. Jagadeesh, B. Mondal, S. Pramanik, D. Das and J. Saha, *Angew. Chem., Int. Ed.*, 2021, **60**, 8808–8812; (b) B. Mondal, C. Jagadeesh, D. Das and J. Saha, *Chem. Commun.*, 2022, **58**, 2504–2507.
- (a) Z. He, A. Zajdlik and A. K. Yudin, *Acc. Chem. Res.*, 2014, **47**, 1029; also see: (b) X.-Q. Zhang, T. Xu, C. Zhang, C. Wang and Y. Wang, *Org. Chem. Front.*, 2023, **10**, 680.
- (a) M. Patel, R. K. Saunthwal and A. K. Verma, *Acc. Chem. Res.*, 2017, **50**, 240–254; (b) X. Y. Chen, L. Zhang, Y. Tang, S. Yuan, B. Zhu, G. Chen and X. Cheng, *Synlett*, 2020, 878–882.
- (a) X. Li, M. Chen, X. Xie, N. Sun, S. Li and Y. Liu, *Org. Lett.*, 2015, **17**, 2984–2987; (b) Z. Tashrif, M. M. Khanaposhtani, M. Biglar, B. Larjani and M. Mahdavi, *Asian J. Org. Chem.*, 2020, **9**, 969–991; (c) X. Y. Chen, L. Zhang, Y. Tang, S. Yuan, B. Zhu, G. Chen and X. Cheng, *Synlett*, 2020, 878–882.
- H. F. Motiwala, A. M. Armaly, J. G. Cacioppo, T. C. Coombs, K. R. K. Koehn, V. M. Norwood IV and J. Aube, *Chem. Rev.*, 2022, **122**, 12544–12747.
- K. Kishi, S. Takizawa and H. Sasai, *ACS Catal.*, 2018, **8**, 5228.
- Relative orientation was determined from 3J coupling constant.
- R. Fu, Y. Liu, T. Wu, X. Zhang, Y. Zhu, J. Luo, Z. Zhang and Y. Jiang, *Chem. Commun.*, 2022, **58**, 3525.
- (a) A. Fedotova, B. Crousse, I. Chataigner, J. Maddaluno, A. Y. Rulev and J. Legros, *J. Org. Chem.*, 2015, **80**, 10375; (b) J. Aleksic, M. Stojanovic, J. Boskovic and M. Baranac-Stojanovic, *Org. Biomol. Chem.*, 2023, **21**, 1187.
- I. Colomer, *ACS Catal.*, 2020, **10**, 6023–6029.