

Cite this: *RSC Sustainability*, 2023, 1, 1085

Recovery of metals and valuable chemicals from waste electric and electronic materials: a critical review of existing technologies

Sahil Gulliani,^a Maurizio Volpe,^{id}*^b Antonio Messineo^{id}^b and Roberto Volpe^{id}*^a

The growing development of technology has increased the amount of waste generated by electrical and electronic equipment (WEEE) every year. WEEE contains valuable metals and hazardous materials which, if not properly recovered, may drastically contribute to the depletion of natural resources while posing threat to the environment. The recent escalation of geopolitical tensions has fueled a growing spike in commodity and energy prices. In today's world, the recycling technologies have already evolved from primitive methods to more sophisticated techniques such as automatic disassembly, chemical leaching, electrolysis and so on. It is mandatory that researchers will develop novel technologies to tackle the complexity of WEEE treatment and material recovery. This analysis critically reviews the accomplishments in the field of e-waste recycling and further assesses the principles of recycling, separation, and optimized parameters of different technologies. The application of conventional techniques like pyrometallurgy and chemical leaching (non-cyanide, reduced wastewater) results in an active recovery of various materials. Compared to cyanide and strong acid leaching, thiourea and thiosulphate have achieved significant advancements in environmental protection. Additionally, novel technologies like bio-metallurgy cryo-milling, siderophores and supercritical extraction technology also resulted in enhanced recovery efficiencies for base and precious metals, along with metal recovery techniques using recyclable lixiviates. However, the application of these technologies is restricted due to the heterogeneous nature of WEEE. Therefore, this review focuses on the deficiencies of each of them and further discusses the interpretation of future urgent developments in the WEEE recycling sector.

Received 24th January 2023
Accepted 8th May 2023

DOI: 10.1039/d3su00034f

rsc.li/rscsus

Sustainability spotlight

The ever-increasing growth of technology generates large amounts of waste, in particular by electrical and electronic equipment (WEEE), which contain metals and hazardous materials that, if not properly recovered, drastically contribute to the depletion of natural resources and pose a threat to the environment. Researchers and industry have developed novel technologies to tackle the complex WEEE treatment and the recovery of the materials it is made of. Our analysis reviews the accomplishments in e-waste recycling and assesses the principles of recycling, separation, and the parameters of different technologies, by looking at both traditional and novel technologies. Overall this work is timely and relevant to the UN goal for sustainable development number 12: ensure sustainable consumption and production patterns.

1. Introduction

Current developments in technology have led to the consumption of an increased number of electrical and electronic equipment (EEE) worldwide.¹ Appliances like mobile phones, laptops, and tablets have pierced into our everyday lives, and with frequent advancements, the waste of electrical and electronic equipment (WEEE) has grown exponentially. Global E-waste Monitor in 2020 reported that an estimated 53.6 million

metric tonnes (Mt) of WEEE was generated in 2019, representing an increase of 21% since 2014, with e-waste on a predicted course to 74 Mt by 2030. Therefore, global e-waste generation is growing annually by 2 Mt, a problem attributed to higher consumption rates of electronics (increasing 3% annually), shorter product lifecycles, and limited repair options ("International E-Waste Day: 57.4 M Tonnes Expected in 2021," 2021). The WEEE contains a diverse range of products, making it a very complex stream to recycle. Between these products, the most commonly found are printed circuit boards (PCBs), Li-ion batteries (LIBs) and other types of batteries, cathode ray tubes (CRTs), liquid crystal displays (LCDs), cell phones, and televisions (TVs), and these products contain on average by weight up to 60% of metals, 12% of CRTs and LED screens, 15% of

^aSchool of Engineering and Materials Science, Queen Mary University of London, Mile End Road, London E1 4NS, UK. E-mail: r.volpe@qmul.ac.uk

^bFaculty of Engineering and Architecture, University of Enna Kore, Cittadella Universitaria, 94100, Enna, Italy. E-mail: maurizio.volpe@unikore.it



plastics, and 5% of metal-plastic mixtures. WEEE has several valuable materials like metals, but also organics and glass fibers.² WEEE mainly contains metals like copper, silver, gold, palladium, iridium, and rare earth materials in much smaller quantities, representing a valuable source of critical and strategic raw materials that otherwise should be recovered mainly by mining the corresponding originating ores. Efficient recovery of those materials from WEEE (Urban mining) not only would contribute to the depletion of natural resources but also in fact make their supply dependent on producing countries with significant problems linked to the increasingly common geopolitical tensions.

Table 1 shows the quantities of base and precious metals found in different WEEE components like PCBs, TVs, mobiles, and computers.

However, large volumes of WEEE create problems as they contain toxic and hazardous compounds like heavy metals, brominated flame retardants (BFRs) and epoxy resins which are harmful to humans and the environment. As the current infrastructure of the recycling industry is not equipped to handle such large volumes of hazardous and complex waste streams at low cost, the job is taken up by the informal sector employing primitive methods for the recovery of economically valuable materials in developing countries like China, India, Pakistan, and Nigeria, where environmental regulations and control are less strict thus exposing the operators to toxic substances.⁴ The majority of WEEE generated is either incinerated or landfilled after its end-of-life.⁵ The heavy metals and toxic compounds present in WEEE leech over time and reach and contaminate the groundwater streams and soil. Table 2 shows some of the harmful and beneficial materials found in WEEE.

The EU produced more than 12 million tons of WEEE in 2020, and just approximately 40% by mass was reported to be recycled (adapted from Eurostat – European Commission, 2022) (Fig. 1).

Moreover, some developed countries like the USA, along with others, export the majority of their e-waste produced to developing nations like China, India, Pakistan and Nigeria.⁷ The USA is the main world's exporter with 7.1 million tonnes a year, exporting to Mexico, Venezuela, Paraguay, Ghana, Nigeria and China (Danciu *et al.*, 2018). The world per capita yearly generation spans from the highest generating country, Norway (28.3 kg per capita) to African countries (10.8 kg per capita) and China (4.4 kg per capita).^{8,9}

Table 2 Beneficial and harmful material in WEEE⁶

Metal content of various WEEE		
Component	Beneficial materials	Harmful materials
PCBs	Glass fiber, epoxy resin, Cu	BFRs, heavy metals
Li-ion batteries	Cu, Al, Li, Co, Mn, steel	LiPF ₆
Cathode ray tube	Glass	Pb (PbO)
LCD	Glass, In ₂ O ₃	TCA, PVA, liq. crystal
Refrigerators	Cu, Al, glass	Freon

However, to tackle the problem, solutions that target processing the e-waste at its source are required, for a possible sustainable future. To discard complex WEEE scrap in an environmentally sustainable and economical way, various advanced metallurgical technologies are proposed along with mechanical pre-treatment by many researchers. Therefore, this critical review presents various improvements that have been achieved in the recycling industry, to recover valuable materials from WEEE using mechanical–physical separation, pyrometallurgy, hydrometallurgy, bio-metallurgy and supercritical fluid extraction. Meanwhile, opinions have been provided on the enhancement of recycling efficiency for future developments to recover metals and non-metals from WEEE. The pre-treatment of WEEE is vital for freeing the metals and non-metal components and their easy separation and recovery. The pretreatment is followed by a pyrometallurgical process of the pulverized materials, in smelters to remove non-metals. Subsequently, valuable metals can be extracted by chemical leaching. Although hydrometallurgy steps are included in this study as a sustainable approach, they produce large amounts of wastewater, due to leaching treatments, thus hampering the development of an environmentally friend process. Bio-metallurgy processes that employ organisms like fungi and bacteria to carry out the leaching also suffer from several problems and between them the long times of leaching. A better, environmentally speaking, approach is offered by supercritical CO₂ or water extraction technologies that suffer from high investment and maintenance costs.

2. WEEE recycling process pre-treatments: physical–mechanical procedures

The pre-treatment of WEEE is employed to release the metals and non-metals present in them, using physical methods such

Table 1 Composition of WEEE³

Metal content of various WEEE								
Type of WEE	Fe (wt%)	Cu (wt%)	Al (wt%)	Pb (wt%)	Ni (wt%)	Ag (ppm)	Au (ppm)	Pd (ppm)
Mobile phone	50	12	1	0.3	0.1	1380	350	210
DVD player	62	5	2	0.3	0.05	115	15	10
TV board	28	10	10	1	0.2	280	20	4
PC board	7	20	85	1.5	1	1000	250	110
PC main board	4.5	14.3	2.8	2.2	1.1	566	566	124
Conventional electronic device	8	20	2	2	2	2000	1000	50
PCB	12	10	7	1.2	0.85	280	110	—





Fig. 1 WEEE put every year in the EU market and amount of WEEE treated, collected, recovered, recycled and/or reused between 2011 and 2020.

as crushing, milling, and screening. Lately, the extraction of valuable metals like Au, Ag, Pd, and Cu and valuable elements like rare earth compounds has attracted attention for using physical, chemical and hydro/pyro-metallurgical techniques.

Physical separation is the most practiced method due to its low operating and capital costs; however, it is responsible for significant metal losses (15–30%). The physical and mechanical separation step has reached nowadays its maximum industrialization.¹⁰ The pre-treatment of WEEE involves four main processes: disassembly and de-soldering; physical processing (size reduction to a fine powder); material screening (rotary or vibratory); physical separation of metallic fraction (MF) & non-metallic fraction (NMF). Physical and mechanic pre-treatments are also needed to improve the recovery of valuable chemical compounds like those containing rare earth elements (REEs).¹¹

2.1 Disassembly and de-soldering

Disassembly aims to remove hazardous and reusable components from WEEE to reduce the toxicity of the main feed before further processing.^{12,13} There are two forms of disassembly: first, selective disassembly which is subdivided into mechanical and manual or physical methods, and the latter is extensively used in developing countries due to its competitive costs whereas the former is employed in developed countries; and the second is simultaneous disassembly.⁴

2.1.1 Manual disassembly. In manual disassembly, de-soldering is performed by heating the PCB to high temperatures to melt the solder and pluck the components with pliers. This method utilizes tools like chisels, cutting torches, and hammers to separate metals. Some researches show the use of manual dismantling with minor tweaks in the method like the use of electric blowers, coal heated plates, or electric heating plates as well as a collection of toxic exhaust gases.¹⁴ Although these processes have been banned due to their hazardous nature and the release of black fumes and dioxins, they are still being practiced in third world countries as they lack proper environmental policies or their implementation.

2.1.2 Mechanical disassembly. Mechanical disassembly is performed using two techniques, selective or simultaneous disassembly. The selective technique can be regarded as a ‘look and pick’ approach where exact components are identified and detached individually. Comparatively, simultaneous disassembly is based on the principle of ‘evacuate and sort’ which involves heating the board in a tin furnace to de-solder the components and remove them simultaneously. Simultaneous disassembly requires sorting the components based on their physical characteristics. Although this method is more efficient than selective disassembly, it has disadvantages like higher processing times, higher cost, capital-intensive equipment and damage to components due to heat. Some researchers advised using heated air, simple oven heating, ionic liquids dissolved with water or high-temperature steam for de-soldering (Sn or Sn-free).^{15–18} Zeng and co-workers¹⁷ suggested that automatic disassembly and heating water-soluble ionic liquid disassembly (WSILD) are only feasible when the waste quantity is above 1 kt and 3 kt, respectively. For quantities below 1 kt (waste printed circuit board) WPCB, manual disassembly was found to be superior. Conclusively, heating-WSILD can be beneficial both environmentally and economically on an industrial scale in the future. Apple is leading the pack in bringing a paradigm shift for automated disassembly technology. They unveiled two mechanical robots, Daisy and Liam, capable of dismantling various iPhones simultaneously and separating their reusable components.

Semi-automatic disassembly is performed by a synergistic application of heat, above the melting point of solder, and external forces like vibrating, shearing or impact to dismount the electrical components in a part removal unit. The heat produced using infrared heaters reaches temperatures of 250 °C. These processes do not require any gas controlling, solder removal or bare board collection units. Park and Fray developed an apparatus that could achieve a 94% disassembly ratio, at a temperature of 250 °C and a feed rate of 0.33 cm s⁻¹.¹⁹ An automatic disassembly is an intellectual approach where mechanical robots disassemble e-waste components by



a recognition system. Optical means like 1-D, 2-D, or 3-D images, infrared imaging and radio frequency identification²⁰ are being used for contemporary recognition systems. Object recognition is possible using sensors and IR lasers²¹ and involves three steps: identification of objects, providing knowledge for identification, and categorizing objects by comparing their characteristics stored in the database or knowledge-base. Nowakowski²⁰ suggested a procedure emphasizing the use of 2D-codes and radio frequency identification for disassembly (RFID) of components from WEEE at their end of life. Laboratory scale simulations stipulated easy reading of 2D-code labels and RFID tags for medium-sized equipment. An automatic disassembly system developed by Feldmann and Scheller²² utilized manual dismantling of reusable or hazardous parts followed by heating to desolder the joints and provided selective disassembly by procuring information from 3D images. The components of interest were isolated from other parts by image processing algorithms. Subsequently, the components of interest recovered were sent to an identification unit which sorted out components into different categories using pattern recognition based on defined parameters.

Furthermore, an automatic reverse manufacturing system involves recognition systems, automatic de-soldering units and a robot unit. An automated recognition system determined the class, size, and position of the components. Moreover, a knowledge-base was developed according to the component layout, which assisted in efficiently locating resourceful components. Components were de-soldered by applying hot gas and then cherry-picked by the robotic unit. The system was also equipped with an automatic optical inspection system coupled with an image processing program to monitor the size and appropriate geometric specifications in 3D.²³

Another concept for selective dismantling PCBs and mobile phones in brief cycle times suggested employing an image processing unit, robotic handling units, 3D laser computation, and material recognition through laser spectroscopy along with laser treatment to unsolder and cut the components. The knowledge base required in-depth information regarding the physical and chemical attributes related to the components to be handled.²⁴

2.2 Physical processing techniques (pulverizing)

Upon the removal of hazardous and reusable elements, the waste PCB board goes through physical processing. Effective liberation of abundant metals, plastics, and other materials by employing various mechanical tools and equipment like hammer crushers and crushing and cutting mills is a critical step. Crushers equipped with a bottom sieve, rotary crushers, and shredders have also been reported in various studies. Comminution and high-efficiency liberation are vital for better recovery rates of materials.²⁵ Shredding or grinding operations can produce hazardous fine metal particles, dioxins, and BFRs in the dust and reduce the number of precious metals by around 40%.²⁶

Ghosh and co-workers¹² stated that disc and ball milling can effectively pulverize the feed after processing PCB boards

through cutters. Two-step crushing is an efficient way to liberate materials. Firstly, for ideal output, primary crushing is carried out at low speed and high torque shearing in shredders (10 mm) followed by finer comminution through various milling processes.^{27,28} A shift has been seen in recent years with the increased use of swing hammer mills for the second step.^{29–31}

2.3 Material screening (sieving)

In this process, particles are segregated into different categories depending on their size, using methods like shape separation, screening or sieving. This procedure helps in producing a homogeneously sized feed and also enhances the metal concentration. Screening is a necessary process because metals compared to plastics and ceramics differ in their physical properties (shape/size). The most widely practiced screening method in metal recovery, using rotary screens (trammel), is employed by the automobile and solid municipal waste sectors. For non-metallic recovery, the most common apparatus is vibrating screens.³² Shape separation methods are essential as particle size defines the characteristic properties of the materials. Shape separation techniques like rotary horizontal sieve drums and inclined plates are used to recover materials from waste electrical wires, PCBs, and TVs.^{33,34}

2.4 Physical separation of metals and non-metals

The effectiveness of the physical separation of materials is controlled by their physical properties like geometry, shape and size. Some major physical separation techniques used in the WEEE recycling industry are provided in Table 3 below.

Density separation processes like gravity separation work on the principle that differently sized particles have different densities, whereas magnetic separation is used to segregate ferrous materials from non-ferrous materials. Eddy current, triboelectric³⁵ and corona electrostatic separators, working on the principle of electric conductivity, segregate MF from NMF. A schematic scheme of these techniques for physical separation is given in Fig. 2.

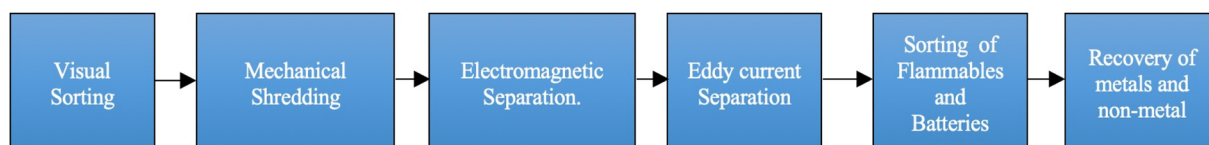
2.4.1 Density separation technologies. The density separation process works on the principle that variably sized (or shaped) particles have different densities. These processes were initially developed for the powder and mineral processing sectors but are used in the recycling sector as well. The pulverized feed is differentiated using fluids, based on the density or specific gravity of heavy and light particles. Eventually, the heavy particles settle down whereas the lighter particles float on the fluid. If the difference in their specific gravities separates the particles, the process is known as gravity separation. The densities of different materials are shown in Table 4.

Moreover, the external force exerted by a viscous fluid (*e.g.* air or water) acts as the separation medium. Some dense fluids used in the separation of metals from organics and ceramics are tetrabromoethane and acetone.^{32,38} The most widely used density separators in WEEE recycling are heavy fluid separators, water-flow beds, and air-flow beds. Concentrating tables or air tables can be used to further distribute the metals present in various sizes. As the inclined concentrating table shakes, the



Table 3 Type of physical separation technologies³⁶

Technology	Material separated	Merits and demerits
Magnetic separation (MS)	Ferrous metals	MS was most suitable for separating steel or iron but not suitable for separating non-ferrous metals
Electron-conductivity separation (ECS)	Ferrous and non-ferrous metals	ECS was encouraged to recover non-ferrous metallic particles and hard to separate ferrous metals/other metals
Air current separation (ACS)	Separation of light particles from heavy particles	Wind velocity, particle size, particle density, <i>etc.</i> were the critical influences for ACS
Corona electrostatic separation (CES)	Separation of metallic particles (size from 0.1 to 2 mm) from non-metallic particles	The movement trajectory and collection position of metallic particles in CES were hard to predict and compute

Fig. 2 Schematic representation of physical separation techniques.³⁷

difference in the specific gravity and size of the particles helps attain the required segregation. In air-tables, particles are suspended in an air stream and get separated due to the difference in their densities. Therefore, for ideal operation, the feedstock needs to be continuously monitored for optimum particle size, to encounter the size effect and help in the relative motion of particles based on their specific gravity. WEEE contains plastics, glass, light (*i.e.* Al) and heavy metals (*i.e.*, Cu, Fe, and Pb) having densities of $<2 \text{ g cm}^{-3}$, 2.7 g cm^{-3} , and $>7 \text{ g cm}^{-3}$, respectively. Zhang and Forssberg,^{39,40} reported that by applying the sink-float technique it was possible to recover 50 wt% of the primary plastic by flotation at a specific density of 2.0 g cm^{-3} . Several other research reports have been published which show improvements in recent years. Peng *et al.*²⁸ achieved 95 wt% metal recovery by implementing inclined separation troughs, and Eswaraiyah *et al.* developed an air classifier that separated particles based on their settling velocity.⁴¹ It was also reported that some specific metals allow efficient separation only at an optimum particle size, which was found to be approximately $150 \mu\text{m}$ for Cu.^{42,43} Sarvar and co-workers reported a jig apparatus for the separation of 0.59 mm and 1.68 mm particles.⁴⁴

2.4.2 Magnetic separation technology. The most widespread magnetic separators to recover ferromagnetic metals are low-intensity drum separators. Due to the development of rare

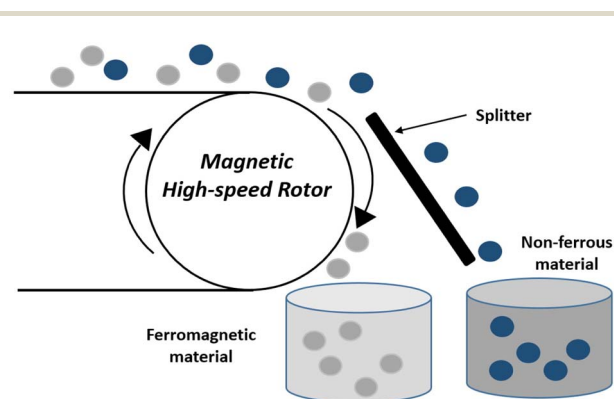
earth magnets, having high-intensity magnetic fields, a significant number of improvements have been achieved for design and operation in recent years.⁴⁵ These high-intensity magnetic separators have enhanced separation efficiency as they can capture very fine particles, embedded metals, and weakly magnetic particles (*e.g.*, work-hardened stainless steel) from the waste.^{32,46} Fig. 3 provides a schematic diagram of magnetic separation.

Magnetic separators operate by transporting the comminuted waste towards the magnetic drum by a conveyer belt. As the waste enters the high-intensity magnetic field, ferrous metals are attracted to the conveyer belt whereas non-ferrous materials freely fall into a vessel placed below due to the gravitational force. Another vessel placed at a position where the magnetic field ends collects particles stuck to the conveyer belt.³⁶

The main drawback of high-intensity magnetic separators is an agglomeration of fine fragments, leading to the accumulation of non-ferrous metals on the surface of ferrous metals, resulting in reduced efficiencies. The magnetic and non-

Table 4 Specific gravities of various materials found in WEEE

Material	Specific gravity (g cm^{-3})
Non-metallics	1.8–2.0
Aluminium, titanium, magnesium	1.7–4.5
Copper, nickel, zinc, iron	7.0–9.0
Silver, lead, molybdenum	10.2–11.3
Gold and platinum	19.3–21.4

Fig. 3 Schematic representation of a magnetic separator (adapted from Hsu *et al.*, 2019).

magnetic metals recovered include Fe, Ni, and Cu, respectively.^{47,48} A study carried out by Veit *et al.*⁴⁹ successfully segregated 15.2% Ni and 43% Fe, by applying a magnetic field in the range of 6000 to 65 000 Gauss (G). However, the Cu content in magnetic metals was significant. A modified two-step process was reported by Yoo *et al.*⁵⁰ for magnetic separation. They applied gravity separation to segregate heavy particles (>5.0 mm) of milled PCBs from small-sized particles (<5.0 mm). Subsequently, in the first and second steps they applied a magnetic field intensity of 700 and 3000 G respectively. The results indicated a recovery of 83% Ni, Fe and 92% Cu following the first step. After the second step, the Cu concentration increased while the Ni and Fe concentration decreased.

2.4.3 Electro-conductivity technology (eddy current and corona separation). Electrostatic separation helps segregate materials based on their conductivity or resistivity. Eddy current separation,^{43,51–53} corona electrostatic separation,^{14,54} and triboelectric separation⁵⁵ are the three main methods used in the industry. The electrostatic separating effectiveness is a function of the difference in polarity and the quantity of charge gained by the particles. Mixed particles having vast differences between their conductivities can be separated using corona charging whereas to separate particles having similar conductivities, triboelectric separation or contact charging is utilized.

The most common eddy current separator used today is the belt-driven rotary drum design.⁵² This technology is based on the principle that when a ferrous material passes through a changing magnetic field, an eddy current is induced in it, which deflects the particles to a higher degree due to repulsive forces. In the separation section, other external forces like gravity, centrifugal, and friction are also present except the magnetic force. Therefore, to achieve efficient separation, the magnetic forces acting on the ferrous particles must overcome other forces.⁴³ Ruan and co-workers recovered Al by applying eddy current separators and varying parameters such as the feeding speed to improve the output of the system.⁵⁶ Excluding Al, eddy current separators have also been used to recover Cu, non-ferrous metals, glass and other materials. Moreover, the aluminum recovered is sent for further processing like density separation to be of economic value.³² Corona electrostatic separation is regarded as the most effective technology in mechanical separation as it doesn't emit any gas or wastewater and for this reason is considered environmentally friendly. The rotor speed, particle size, moisture content, and electrode used are the factors that influence the separation efficiency. A vibrating feeder transports the pulverized particles (<0.6 mm) towards a rotating drum where a high electrostatic field is generated using the corona electrode and an electrostatic electrode.^{57,58} The charged NMF is attracted towards the drum, eventually falling into the collection tank below, whereas MF gets discharged in the direction of the earthed electrode instantaneously.

3. Metallurgy processes

Metallurgy is the science that studies the production metals that begins with the processing of ores to extract them, and

includes the mixture of metals to make alloys. Metallurgy thus involves chemical and physical processes which are used to produce different kinds of metal alloys using both metal and non-metal compounds.

3.1 Pyrometallurgy

Pyrometallurgy has been performed using smelting, sintering, melting, plasma arc furnaces or blast furnaces involving gaseous reactions at elevated temperatures.

Pyrometallurgy is one of the techniques that has achieved successful industrialisation, helping in the separation of metals, using thermo-physical properties.⁵⁹ Also rare earth elements have been successfully recovered *via* pyrometallurgical processes.⁶⁰ Physical-mechanical pretreatment of WEEE is a prerequisite for large scale pyrometallurgical processes like smelting to improve the extraction efficiency of metals. Two extensively used methods for smelting are flash smelting, the addition of oxygen-rich air to remove impurities, and bath smelting where reactions take place in a molten pool containing both molten metal and slag.⁶¹ The pulverized feed containing metals is combusted in a furnace, volatilizing the metals due to chemical reactions at high temperatures, and the impurities get transformed into slag. In the conversion process, copper converters are used to produce copper matte by blowing in air from the nozzles. The iron sulphides get oxidised whereas the copper sulphides transform into metal copper. Subsequent refining procedures are applied to procure pure copper in a rotary furnace. The final compounds obtained are metal ingots containing copper with some other precious metals.^{47,62,63} Fig. 4 provides a flow chart of this process.

Many researchers focused on reviewing current pyrometallurgical technologies and industrial methods being utilised in the recycling sector.^{3,55} Pyrometallurgy can be regarded as a primary step to incinerate organic material from the metal phases as the former gets converted to slag. Therefore, to further refine and isolate the metals, a synergistic treatment by hydro- and bio-metallurgical methods are commonly utilised.

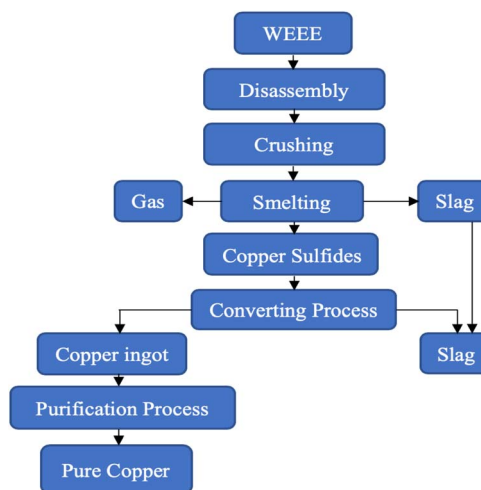


Fig. 4 Schematic flow chart of the smelting process.



An excellent example of application is the Norada smelter in Canada, having a capacity to treat 100 000 tonnes of waste yearly to produce 99.1% pure Cu. Moreover, the Rönnskar smelting facility operating in Sweden is one of the world's largest recyclers boasting a capacity to treat 120 000 tonnes of WEEE annually *via* two distinct furnaces, and one of those is a kaldo furnace. The pulverized scrap is introduced into the system at different intervals of the process, and the Cu rich WPCBs are introduced directly into the system, whereas Cu deficient WPCBs are added to the kaldo furnace. Cu blisters along with Zn and Ni and precious metals like Ag, Au, and Pd were recovered after products obtained from the kaldo furnace were refined. Dust and gas collection systems were installed to recover Pb, Sn, In and Cd from the off-gasses and to harness the waste thermal energy.⁶⁴ Furthermore, Umicore facility situated in Belgium can process 25 000 tonnes of waste yearly with the amount of WEEE being 10%.

The process is carried out in two stages, first, recovering precious metals followed by base metal recovery using electrolytic refining to obtain highly pure Cu. The facility uses Isa Smelt furnaces (Fig. 5) based on the submerged lance technique. The final products obtained by smelting are Cu, Au, Ag, Pt, Pd, Rh, Ir and Ru. The Umicore facility can produce 30 000, 2 400, 100 and 50 t per year of Cu, Ag, Au and Pt group metals, respectively. Precious metals are recovered with more than 95% efficiency.⁶⁵ Pyrometallurgy operations utilise the organic matter that remains in pre-treated WEEE partly as the reducing agent and partly as fuel, which in turn helps reduce the energy costs.⁶⁶ The Umicore plant uses 4.5% coke, or 6% WEEE combined with 1% coke, as the reducing agent to supply comparable metal recovery and operational efficiency. Correspondingly, the Rönnskar smelter uses fossil fuels for the aforementioned purposes, and therefore, pulverized WEEE was assessed as a source of alternate energy from the metal extraction process.^{55,64}

3.2 Hydrometallurgy (leaching and metal recovery)

The primary focus of hydrometallurgy is recovering metals from pre-treated WEEE by controlled and predictable chemical reactions. Moreover, it is an eco-friendly approach compared to pyrometallurgy. Base and precious metal recovery is the main focus of hydrometallurgy as they affect the economic viability of the system. Hydrometallurgy includes two distinct steps,

chemical leaching of metals and their subsequent extraction from the leachate *via* precipitation/cementation, solvent extraction, and ion exchange.³⁸ Chemical leaching has been an extensive field of study as researchers are trying to shift towards sustainable techniques for metal recovery. Initial treatment for the recovery of base metals like Cu helps increase the concentration of precious metals in the solid remains to make the leaching process easier.¹² However, these processes produce a great deal of wastewater which needs proper handling before its disposal to the environment. Moreover, this method suffers from slow reaction kinetics and increased acid consumption. Fig. 6 shows the various processes used in hydrometallurgy, acid leaching being the most widely used while other processes have not yet achieved industrialisation. Cyanide leaching is hazardous due to its toxicity; thus, thiourea and thiosulphate are preferable for precious metal recovery.

The least developed branches are leaching with ligands like EDTA and DTPA, and etching, presenting low economic value.

3.2.1 Chemical leaching with acids. Montero and co-workers⁶⁷ reported that more than 300 t of precious metals like Pd, Pt, Nb, Ag, and Au are used each year in manufacturing electronic equipment because of their outstanding conductive properties and inertness. A variety of them are integrated with other base metals and isolating them is a strenuous challenge. Moreover, precious metals are generally found in their natural form (elemental), which further complicates the situation.¹²

Therefore, leaching of precious metals is carried out after the base metals have been stripped, enhancing the selectivity while reducing contamination. Sheng and Etsell⁶⁸ employed a multi-step approach to recover Au and Cu. The first step used HNO₃ for the dissolution of Cu, followed by leaching of Au from the remaining leachate using aqua regia in the second step. Finally, Au was precipitated using ferrous sulphate. However, due to the corrosive nature of HNO₃ and aqua regia, the construction of an industrial-scale reactor is not practical and/or economically viable.

Acid leaching is the most prevalent route of hydrometallurgy. Reagents like are H₂SO₄, HCl and HNO₃ have been extensively studied in the past due to their low cost and highly predictable and easily controllable behavior.⁶⁹ Weak dilute acids successfully leach metals like Zn and Fe, but fail to leach Cu and other precious metals (like Ag and Au) because of their higher electrochemical potentials. For the liberation of a considerable

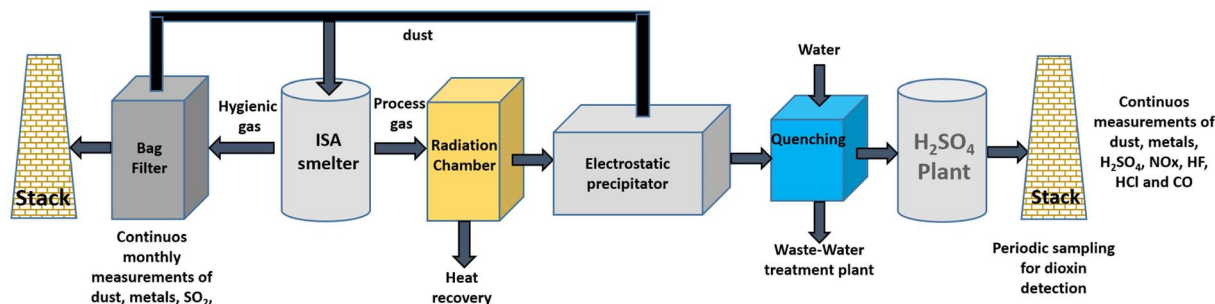


Fig. 5 Emission control of the Isa Smelt furnace (adapted from Cui and Zhang, 2008).



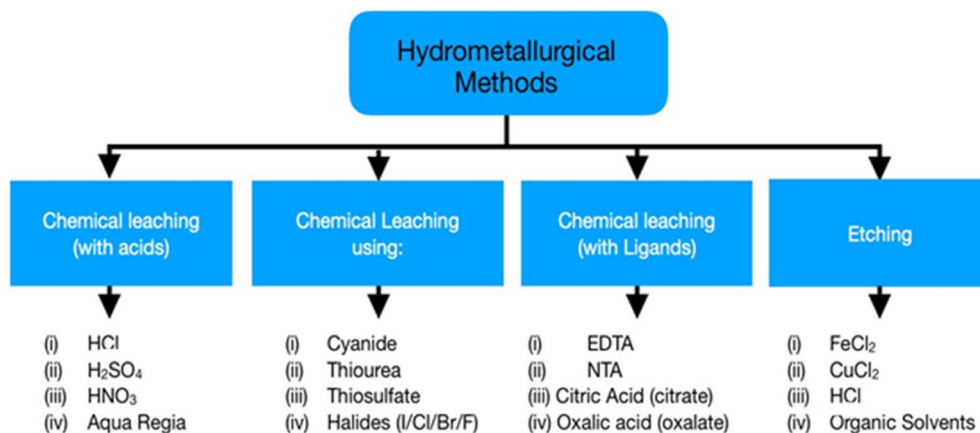


Fig. 6 Hydrometallurgical processes.

portion of these metals, the application of strong acids (e.g., concentrated HNO_3) or weak acids complimented with oxidizing agents (e.g., O_2 , H_2O_2 , Cl_2 , Cu^{2+} , and Fe^{3+}) is necessary. Table 5 shows a summary of the studies performed on chemical leaching. Insoluble salt formation such as those of Ag and Pb also leads to reduced leaching efficiency. Therefore, acid leaching can be categorized as (a) using acids only, (b) using oxidizing acids/combination of an acid and oxidant, and (c) multi-step leaching.

Using H_2SO_4 , HNO_3 , HCl and Aqua regia, Bas *et al.*⁷⁰ reported that when the concentration of HNO_3 increased from 1 to 5 M, the leaching rate of Cu and Ag also increased. Higher leaching efficiency of Cu (88.5–99.9%) was achieved with 2 M (or more) HNO_3 , at 6 w/v% pulp density and 70 °C. With 1–5 M HNO_3 , leaching yielded only 68% Ag because of its high reduction potential (0.80 V for Ag^+/Ag vs. 0.34 V for Cu^{2+}/Cu) suggesting that a higher concentration of HNO_3 might lead to a higher leaching rate of precious metals. Under ambient conditions, dilute H_2SO_4 failed to leach relevant amounts of Cu; with 1 M H_2SO_4 solution only 8.8% Cu was leached in 96 h.⁶⁹ However, the leaching rate of 1 M H_2SO_4 can be enhanced by applying pressure (2 MPa) and high temperature (120 °C) resulting also in a complete recovery of Cu, Ni, Zn and Fe.^{71,72}

Sulphuric acid has advantages of low corrosion activity, spontaneous regeneration, and reduced cost compared to aqua regia, making it a better product for industrial applications. Aqua regia, a universal solvent, is not a very selective leaching

agent towards many base and precious metals (e.g. Cu, Pb, Zn, Ni and Au).⁶³ Park and Fray¹⁹ effectively leached 97% Au using aqua regia from WPCBs. Their results demonstrated high durability of Ag in aqua regia, leaching only 2% Ag in 3 h at 20 °C with a liquid to solid ratio of 20 mL g^{-1} . Moreover, Pd present in the solution precipitated as $\text{Pd}(\text{NH}_4)_2\text{Cl}_6$. Therefore, due to its highly corrosive and oxidising nature towards the reactor, the industrial-scale application of aqua regia remains restricted.⁷³

The application of acids along with an oxidant provides faster reaction kinetics of the process. H_2SO_4 combined with H_2O_2 , as an oxidising agent, known as piranha acid, is very efficient and results in complete leaching of Cu from WPCBs.⁷⁴ In some studies, Cu^{2+} and Fe^{3+} ions and O_2 have also been utilised as oxidising agents. Yazici and Deveci⁷⁵ successfully leached more than 90% Cu, Fe, Ni and Ag along with 58% Pd from WPCBs by using Cu^{2+} as the oxidizing agent in a chloride solution. Moreover, a superior leaching efficiency of 82% Pd was achieved when O_2 was used to enhance the *in situ* regeneration of Cu^{2+} .

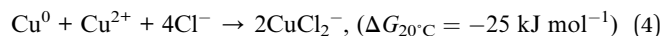
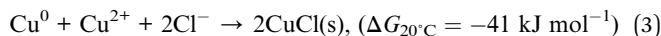
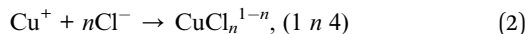
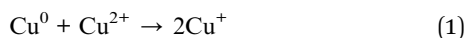
However, it is reported that the formation of Cl^- should be sustained below an adequate level to prevent the precipitation of Cu^+ as CuCl compounds, which can hinder leaching. In another study, Yazici and Deveci⁷⁶ used HCl - CuCl_2 - NaCl , a chloride solution, to extract Cu. The cupric ion (Cu^{2+}) formed the stable cuprous ion (Cu^+) when an appropriate ligand (Cl^-) was present in the sulphate solution. The formation of CuCl compounds (CuCl_n^{2-n}) was also reported due to the presence of

Table 5 Summary of chemical leaching by acids

Source	Reagent	Metal extracted (%)	Conditions	Particle size	Reference
Computer PCBs	$0.5\text{H}_2\text{SO}_4 + 0.5 \text{ g per L Cu}^{2+} + 25.6 \text{ g per L Cl}^- + \text{O}_2$	Cu: 100	80 °C – 2 h	<0.25 mm	(Yazici and Deveci, 2013) ⁷⁵
WPCBs	$0.5 \text{ M H}_2\text{SO}_4 + 35\% \text{ H}_2\text{O}_2$	Cu: 86	25 °C – 3 h	<0.3 mm	(Behnamfard <i>et al.</i> , 2013) ⁷³
WPCBs	$\text{HNO}_3 + \text{organic swelling}$	Pb: 99.9 Sn: 98.7	90 °C – 2 h (Sn), 45 min (Pb)	<5 mm	(Jha <i>et al.</i> , 2012) ⁷⁹
WPCBs	2–5 M HNO_3	Ag: 68 Cu: 99.9	30–70 °C – 2 h	n.a.	(Bas <i>et al.</i> , 2013) ⁷⁷
WPCBs	4.5 M HCl (Sn), 0.1 M HNO_3 (Pb)	Pb: 99.9 Sn: 97.8%	90 °C – 1 h	<5 mm	(Jha <i>et al.</i> , 2012) ⁷⁹



Cu^{2+} ions.⁷⁷ Increasing the concentration of Cu^{2+} ions to 79 mmol l^{-1} efficiently leached 98% Cu in 2 h. The following equations (eqn (1)–(4)) show the copper leaching mechanism:⁶³




Yazici and Devenci^{76,77} also studied the effects of various characteristics like the primary concentration of Cu^{2+} and Cl^- and the temperature on the leaching process. As the quantity of Cu^{2+} ions and temperature increased, enhanced leaching of metals was observed. The molar ratio of $\text{Cl}^-/\text{Cu}^{2+}$ is of prime importance in the process due to the resilient interaction of Cu^{2+} and Cl^- ions during leaching. Some studies have reported using multi-step leaching to enhance the selectivity of the leaching process. Somasundaram and co-workers⁷⁸ used a two-step approach to selectively leach 92% Sn along with trace amounts of Cu, Ni and Pb from WPCBs using 3 M HCl and 0.1 M CuCl_2 at 35 °C. In the subsequent step, the temperature and concentration of CuCl_2 were increased to 50 °C and 0.5 M, respectively, to leach the remaining Cu, Ni and Pb. Another study conducted by Jha and co-workers⁷⁹ focused on leaching Sn and Pb from solder of WPCBs. In the first step, treatment with 0.2 M HNO_3 leached 99.99% Pb while no leaching of Sn was observed as it was transformed into SnO_2 . In the second step, the SnO_2 formed previously was treated with 3.5 M HCl to leach the remaining Sn. For optimum recovery of Cu, Sn and Pb, the most suitable reagents were found to be $\text{H}_2\text{SO}_4 + \text{H}_2\text{O}_2 + \text{NH}_3$, HNO_3 and HCl, respectively.

Studies have suggested that base metals can be easily leached under mild conditions by an inorganic acid from WEEE scrap, but for leaching precious metals these lixivants remain uneconomical; a higher concentration of acid, increased pressure and longer leaching time are some reasons limiting their use. Aqua regia, HCl and HNO_3 are highly reactive and volatile compounds which present risk to the workers handling them as well as the environment. Moreover, the corrosive nature of strong acids requires the equipment to be anti-corrosive and thus more expensive. Harmful gases like NO_x are emitted during leaching along with the formation of undesired by-products which requires proper management of the wastewater (acidic) before its release. Consequently, a large number of studies suggest a multi-step approach: leaching of base metals using inorganic acids as the first step followed by precious metal recovery in the second step by applying alternative lixivants like cyanide, thiourea, and thiosulphate. Acid leaching may be a favoured method for leaching because of its fast kinetics and high leaching rate but suffers from being highly caustic.⁸⁰

3.2.2 Leaching using cyanide, thiourea, thiosulfate and halides. To mitigate the challenge offered by highly corrosive reagents, less corrosive lixivants like cyanide, thiourea,

thiosulphate and halides are used for leaching precious metals. The Mac Arthur Forest process has been the industrial standard for leaching gold and silver from their ores since more than a century.¹² The cyanidation reaction occurs under alkali conditions ($\text{pH} > 9-10$). Moreover, it is suggested that cyanidation should be carried out above the pH of 10 because toxic HCN is predominantly formed at $\text{pH} < 8.5$. The overall reaction is given in eqn (5):⁸¹



Montero and co-workers⁶⁷ recovered 62.3% Cu, 51.3% Ag, 46.6% Au and 47.2% Nb from crushed WPCB using NaCN solution by the column leaching method. Another study by Quinet and co-workers⁸² inspected a two-step approach to recover precious metals from WPCBs. The first step involved the dissolution of Cu and Ag with oxidative sulphuric acid and subsequent treatment by oxidative chloride for the dissolution of Cu and Pd, and eventually recovered 99%, 95% and 93% of Pd, Au and Ag, respectively, by cyanidation. However, cyanidation processes to recover metals from WEEE occur near urban areas, and the use of large quantities of cyanide is restricted in urban areas due to environmental issues. Thus, alternate lixiviant substitutes are necessary for Au leaching. Over the past few years, thiourea has attracted attention from researchers as a primary reagent to leach Au due to its low toxicity and higher leaching rate.⁸³ It was found that its performance of leaching depends on the redox potential (ORP), concentration of thiourea and pH . Thiourea can achieve 99% dissolution of Au in an acidic medium by forming cationic complexes as shown in eqn (6):⁶³



Ferric sulphate as an oxidant along with acidic thiourea can also be employed to leach Au.⁸⁴ The addition of Fe^{3+} ions helped raise the ORP of the solution resulting in enhanced Au recovery⁸³ (Gurung *et al.*, 2013). The reaction taking place is reported in eqn (7):

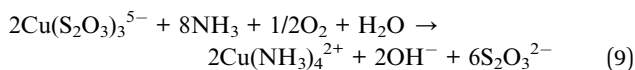
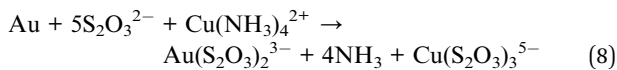


The presence of a trace amount of other base metals in the acidic thiourea medium can also be leached, resulting in excess thiourea consumption. It was reported that the optimal pH value for thiourea leaching is between 1 and 2.⁸⁵ Gurung and co-workers⁸³ leached Cu and trace amounts of Fe, Ni, Pb and Zn along with Au and Ag using thiourea from WPCBs. They reported that Ag leaching was not affected by the addition of Fe^{3+} ions due to the faster kinetics of Ag leaching compared to Au. Moreover, Birloaga and Vegliò⁸⁰ employed two-stage leaching from WPBS. Initial treatment with H_2SO_4 and H_2O_2 resulted in base metal recover. Subsequently, 90% Au and 75% Ag were recovered using thiourea leaching.

Thiosulphate ($\text{S}_2\text{O}_3^{2-}$) can substitute cyanide for leaching precious metals. Thiosulphate presents lower environmental toxicity, low corrosively, low cost and high selectivity, making it beneficial for leaching application.⁸⁶ Thiosulphate leaching is



carried out in pH ranging from 9 to 10.5 as it quickly decays in an acidic medium.⁸⁷ The leaching rate using thiosulphate is very low even with oxidants like O₂. However, the addition of Cu²⁺ and ammonia can increase the leaching efficiency as they form the cupric ammonia complex, which acts as a catalyst. The leaching reaction mechanism is shown in eqn (8) and (9):³

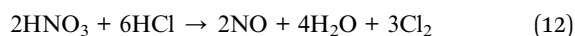


Most of the recovery rates reported in research papers suggested leaching rates below 16% for Au and Ag from intact WPCBs. Reagents like CuSO₄ or H₂O₂, NH₃·H₂O, and Na₂S₂O₃ or (NH₄)₂S₂O₃ failed to leach a considerable amount of precious metals.^{88,89} Similarly, Petter *et al.*⁹⁰ employed 0.015–0.03 M CuSO₄, 0.2 M NH₃·H₂O, and 0.1 M Na₂S₂O₃ to recover Au from pulverized WPCBs of phones (~1 mm). They reported only 15% Au leaching from the solution. Other systems involving the application of H₂O₂ also did not seem to enhance the leaching efficiency of Au and Ag but using pulverised WPCBs for longer leaching times did increase recover rates (>95%) for Au and Ag.⁸⁸ Tesfaye *et al.*⁹¹ suggested that issues related to thio-sulphate leaching are high consumption rates and low reaction kinetics, making the process inefficient and expensive regardless of the eco-friendly nature.

Au leaching with halogens (Cl/Br/I/F) has been used in the mining industry long before cyanide was introduced. However, a lack of research has been noted in halogen leaching of WEEE but the only halide used on an industrial scale is chloride/chlorine.^{3,12} The mechanism uses gold present in two oxidation states, Au⁺ and Au³⁺, undergoing complexation with chloride/iodide/bromide as shown in eqn (10) and (11) (ref. 92) where M and L represent a precious metal and halide element, respectively.



The conventional medium for leaching gold is aqua regia and the reaction mechanism are shown in eqn (12) and (13).⁶⁸



The industrial-scale adaptation of this method is limited because chlorine is highly toxic, and the conditions required for the reaction to take place are highly corrosive requiring expensive equipment like special stainless steel and rubber lined reactors. New studies on using iodine as a leaching agent under alkali conditions have been conducted in recent years. This method is usually employed to leach precious metals in the second step after leaching of base metals from WPCBs. Iodine/iodide is a better alternative for chlorine/chloride as it is non-

toxic, non-corrosive, and highly selective towards precious metals and has fast kinetics as well.⁸⁷ In addition to this, the most stable compound formed by Au and halogens is the Au-iodide complex.¹² Altansukh *et al.*⁷¹ reported leaching >99% Au from WPCBs pretreated with acid leaching using 2 g per L I₂ and 12 g per L KI. On the other hand, disadvantages like high iodine consumption and higher cost of iodine hinder successful industrialisation of this method.

3.2.3 Leaching using ligands. Complexometry is a branch of chemistry that uses chelating agents (ligands) for complexing with metal ions forming soluble metal–ligand complexes. Leaching using several chelating agents like EDTA, DTPA, NTA, oxalic acid, and citric acid has been carried out in more recent years. These lixivants are multi-dentate ligands, like EDTA, a potent chelating agent, which has been employed to extract heavy metals from soils and industrial wastes and several other applications over the years.⁹³ It can be successfully applied for WEEE recovery as well. Many studies have been conducted proving the possibility metal recover of Pb, Cr, Cu, Cd and Zn from WEEE using EDTA.^{94–99} Research shows that around 86% Cd, Cu, Pb and Zn can be extracted using EDTA. The formation of a stable metal chelate complex of EDTA assists in enhanced extraction efficiencies of Cd and Pd compared to citric acid.^{100–102} Jadhao *et al.*⁹⁷ recovered 84% Cu from crushed WPCBs using 0.5 M EDTA as the ligand at 100 °C with a pH of 7 for 3 h. The recyclability of EDTA is the biggest advantage, and the same authors were also able to recover 96% of the EDTA by adding H₂SO₄ in the leaching solution to precipitate EDTA. In another study, Pant and co-workers⁹⁹ used a combination of EDTA along with *Serratia plymuthica* to extract metals through bioleaching from CRTs. A significant drawback of EDTA is the vast quantities of alkali and acid required for its chelation (pH 8–9; alkaline) and de-chelation (pH 2–3; acidic). Elliott and Shastri¹⁰³ suggested a combination of an eco-friendly and recyclable ligand, DTPA along with oxalate, citrate and tartrate for the extraction of Cu, Zn, Pb and Cr. Moreover, the main lixivants for bioleaching of rare earth metals are citric and oxalic acid.¹⁰⁴ Synthesizing modern biodegradable ligands and their reaction mechanisms have become a hotspot for researchers.⁹³

3.2.4 Hydrometallurgical etching. Hydrometallurgical etching is a type of leaching process that extracts metal by employing chemicals. It is an established process which utilises hydrochloric acid (HCl), ferric chloride (FeCl₃) and copper chloride (CuCl₂) in the recovery of precious metals.^{99,105,106} Ghasem and Khoramnejadian¹⁰⁷ used HCl : HNO₃ (1 : 1) at 60 °C for 1 h to recover 99.9% Au. Kim *et al.*¹⁰⁸ employed Cl₂ as an oxidant for leaching Au from PCBs. The first stage was extracting Cu along with 5% Au. Further treatment by the ion-exchange method resulted in 93% extraction of Au. Moreover, heavy metals like Cu, Fe, Ni, Al, Au and Ag have also been extracted by indulging organic solvents for leaching. The solvent extraction method has been used by other researchers to extract Cu, Co, In, Pt, Rh, Ni and V.^{109–112}

3.2.5 Metal recovery techniques. To extract the metals from the leachate, processes like cementation, solvent extraction, ion exchange and electrowinning are used. However, precipitation



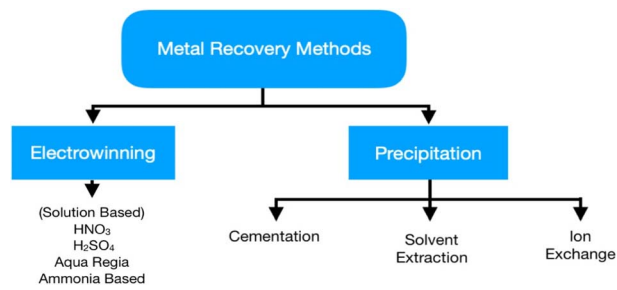
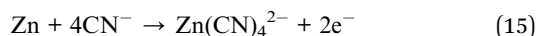
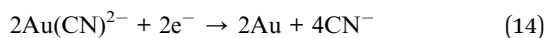


Fig. 7 Metal recovery processes.

is the standardized recovery path employed in most of the research studies. Another technique, called electrowinning, can be regarded as electrolysis of metal ions, used after the leaching step, to recover metal ions using electrodeposition. Fig. 7 shows different paths to recover metals after leaching.

In cementation, metals with higher reduction potential like Fe, Zn, and Cu readily replace metals that have lower reduction potential such as precious metals.⁹² The most commercialized process to recover precious metals globally is called the Merrill-Crowe process.

The mechanism includes Au deposition on the cathode and corrosion of Zn at the anode (surface of Zn). Furthermore, the Zn cementation is constant for pH 8–11. The anodic and cathodic reactions are as follows (eqn (14) and (15)):



The demerits of this process include passivation of the zinc particle surface by the formation of zinc hydroxide or oxides, due to low cyanide quantity, resulting in inhibition of the redox reaction, H₂ production, and the damaging effect of impurities like Cu, Ni, and S in gold cementation.¹¹³ Moreover, high reagent consumption and co-precipitation of metals are some other problems of this process. Behnamfard *et al.*⁷³ reported using 8 g per L sodium borohydride (NaBH₄) solution at room temperature for 15 min to extract 100% Ag and Au in thiourea and thiosulphate media through reduction precipitation. Moreover, Awadalla and Ritcey¹¹⁴ used an aqueous solution of 12% NaBH₄ and 40% NaOH to reduce Au ions to metallic gold at moderate temperatures. Thiourea works as both a leaching agent and a stripping agent for Au and therefore thiourea is the best alternative to cyanide for Au recovery. Additionally, Joda and Rashchi¹¹⁵ precipitated 87% Ag⁺ from HNO₃ using NaCl whereas other advanced methods like precipitation using oxalate¹¹⁶ and solvent displacement¹¹⁷ from WPCB leachate have also been put forward.

Solvent extraction is applied to extract metals from the aqueous leachates. This method provides benefits like improved selectivity of metals and moderate reaction conditions, while the consumption rate for reagents remains high for WPCBs. Moreover, after the extraction of metals is concluded, a back extraction needs to be performed to recover the reagent

for further usage.⁹² Reagents like the LIX series including LIX26, LIX841C, LIX84, and LIX984N have been successfully used to extract Cu in acidic media with recovery rates above 99%. Oishi *et al.*¹¹⁸ reported that they successfully recovered above 95% of impurities such as Fe, Zn, Ni, Pb and Mn from an ammonia-ammonium medium which in turn improved the Cu extraction efficiency. Other research efforts have also been conducted on the recovery of precious metals, but studies based on WEEE remain to be limited. Various systems have applied organophosphorus based media, guanidine-based media and a combination of amine and organophosphorus-based media for solvent exchange recovery.⁹² The most relevant lixiviant for the recovery of aurocyanide complexes (Au) from an alkaline cyanide medium was found to be LIX79.³ Therefore, LIX79 can be utilized to recover Au from WEEE treated with cyanide for leaching.

Moreover, Tanda and co-workers¹¹⁹ demonstrated efficient recovery of Cu using oximes and diketones as lixivants from an alkali glycinate medium. Ion exchange (IE) methods work on the principle of adsorption and can provide better precious metal recovery rates. Moreover, the resins involved in adsorption have excellent recyclability and can conduct desorption under ambient conditions. The characteristics of resins employed in IE include superior mechanical strength, wear resistance, and breakage rate.⁹² Gurung and co-workers¹¹³ conducted a study to selectively adsorb Au and Ag using a cross-linked persimmon tannin gel (CPT) from WPCBs. They reported that Ag could be recovered with higher selectivity from the thiourea leach liquor using the unique bio-sorbent.

Furthermore, Zhang and Dreisinger¹²⁰ experimented on three gel-based resins, namely Dowex G51, Dowex 21K, and ambulate IRA-410 to recover the Au present in ammoniacal thiosulphate leachate. They concluded that high Au recovery rates could be achieved at higher pulp densities without the presence of Cu whereas, in the presence of Cu, lower pulp densities are required due to the unstable thiosulphate solution which can lead to the formation of polythionates. However, the effect of Cu can be eliminated by using Amberlite XAD-7HP to recover Au from chlorine-based leach liquor. Kim and co-workers¹⁰⁸ achieved this by using 0.1 mol per L HCl and 1 mol per L HCl in acetone to extract Cu and Ag, respectively. In another study,⁸³ a combination of bithiourea modified persimmon tannin (BTU-PT) and CTP gel was used for recovering 100% Au³⁺ from chloride leachate of WPCBs. They reported that the thiocarbonyl group was the primary chelating agent in the process and that CPT has better selectivity for Au over other bases and precious metals. After Au recovery, BTU-PT gel was employed to adsorb Pd from the remaining solution. In another attempt, Dhiman and Gupta¹²¹ used Cyphos IL102, for the first time, to recover 98.6% Co, 99.9% Mn, and 99.6% Li from spent LIBs as Co₃O₄, MnO₂, and Li₂CO₃, respectively. It was reported that the IE exchange mechanism used CoCl₄²⁻ anions as the chelating agent to extract Co. As the leachate of WEEE includes both precious and base metals, inventions of new resin materials with adaptive functional groups are required.



3.2.6 Recovery of metals via electrowinning. Electrowinning has received successful industrialization and can directly recover metals from acidic media (HNO_3 , Aqua Regia, H_2SO_4 , and HCl) and ammoniacal media.³⁸ In recent years, electrowinning has risen to similar popularity of techniques like cementation and solvent exchange. However, some issues like pH sensitivity, re-dissolution of metals, and overpotential are encountered in it.

Chu and co-workers¹²² studied the effect of various parameters such as current density, electrolysis time, and NaCl , H_2SO_4 , and $\text{CuSO}_4 \cdot 5\text{H}_2\text{O}$ concentrations on the extracted Cu powder size and current efficiency. More recently citrate-based solutions have been proposed because citric acid is considered to be an environmentally friendly component. A high deposition rate and current efficiency of various heavy metals have been achieved at a deposition potential -0.85 V at 60 °C.¹²³ The use of electrocatalysts has also been recently successfully implemented for highly efficient Cu recovery by electrowinning.¹²⁴ Highly pure Cu recovery was recently achieved by integrating solid-liquid extraction and electrowinning of bottom ash (rich in Cu, Zn, Al, Ca, Mg, and P) derived from municipal solid waste incineration.¹²⁵ Selective recovery of Sn and Cu from printed circuit board waste *via* selective leaching combined with cyclone electrowinning was reported by Guo and co-workers.¹²⁶ A recent critical review on the recovery of copper from e-waste underlined the challenges and opportunity of the electrowinning technology.¹²⁷ The use of electrocatalysts improved Cu electrowinning as they reduced the cathodic reduction overpotentials, enhanced surface reaction kinetics and increased current efficiency.¹²⁷

3.2.7 Electrochemically assisted leaching of metals. Electrochemically assisted leaching has great potential as an environmentally safe technology for the recovery and recycling of metal containing materials, especially electronics. In such a process, a leaching reagent is generated or continuously regenerated at an electrode that is placed in a solution containing the metal-containing compounds that are to be dissolved.¹²⁸ As mentioned before, chemical leaching procedures for the recovery of metals from WEEE employ the use of strong acids like concentrated HNO_3 which is hazardous to handle in large quantities and generates substantial amounts of toxic nitrous oxides; otherwise HCl can be used for the recovery of several metals, excluding Ag. To avoid the use of hazardous strong acids and the environmental issues related with their use, different leaching processes have been investigated and proposed. As an alternative, peroxydisulfate ($\text{S}_2\text{O}_8^{2-}$) with a standard potential of 2.0 V can be used as a strong oxidizer that is already employed in advanced oxidation processes as well as leaching/etching applications.¹²⁹

Here, $\text{S}_2\text{O}_8^{2-}$ salts are usually added batchwise to the solution which has the disadvantage that $\text{S}_2\text{O}_8^{2-}$ has a limited stability in strongly acidic solutions, that are typically required for leaching unreactive metals. To overcome this problem, $\text{S}_2\text{O}_8^{2-}$ can be produced electrochemically *in situ* with high efficiency on boron-doped diamond electrodes. These electrodes possess a high overpotential for O_2 -evolution and thus

allow the generation of strongly oxidizing species which have been proven to be kinetically effective for leaching Ag, Cu and Sn from WEEE (Liu *et al.*, 2019; Modrzyński *et al.*, 2022).^{128,130}

3.2.8 Heavy metal removal via adsorption processes. Although heavy metal adsorption methods are generally developed for the removal of contaminated wastewater, this technique could be successfully used for the recovery of such elements from water streams derived from WEEE treatments (*i.e.* chemical and/or electrochemical leaching). The present section thus briefly reports the main features of heavy metal removal *via* adsorption.

The adsorption mechanism is defined by the physicochemical properties of the adsorbent and heavy metals and operating conditions (*i.e.*, temperature, adsorbent amount, pH value, adsorption time, and initial concentration of metal ions). This method was reported to have low operating costs, high removal capacity, easy implementation, and simple treatment by regenerating the adsorbed heavy metal ions.¹²⁴ Heavy metal adsorption processes can be distinguished by the nature of the adsorbent like carbon-based, mineral, magnetic, and bio-sorbent.¹³¹

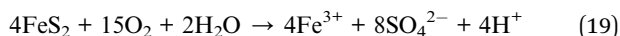
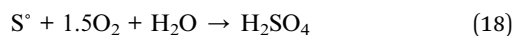
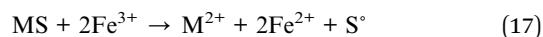
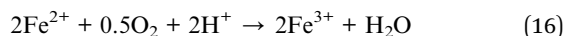
Carbon-based nanoporous adsorbents, especially activated carbon (AC), carbon nanotubes (CNTs), and graphene (GN), are extensively used in the applications of heavy metal removal owing to their tremendous surface area ($500\text{--}1500$ m² g⁻¹).¹³² More recently carbon based adsorbents showing high adsorption capacities have also been produced *via* thermochemical treatments of waste biomass.^{133–135} Mineral adsorbents such as zeolites, silica, and clay show high efficiency in heavy metal water purification with low operating costs.¹³⁶ Clay has extraordinary cation exchange capacity (CEC), selectivity, surface hydrophilicity, and surface electronegativity.¹³⁷ Magnetic adsorbents, which show low cost, easy-synthesis, extraordinary surface charge, and reusability, are a specific material matrix that hosts iron particles (usually magnetic nanoparticles, such as Fe_3O_4). Magnetic nanoparticles could be supported on carbon, polymers, starch, or biomass. The adsorption process is affected by the magnetic field, surface charge, and redox activity characteristics.¹³¹ Bio-sorbent materials show high heavy metal removal efficiency thanks to the presence of numerous functional groups (*i.e.*, carboxyl, amino, hydroxyl, phosphate, and thiol) on the surface.¹³⁸ Generally, the interaction between pollutants and the surface of the bio-sorbent can occur through electrostatic interaction, aggregation, complexation/coordination, microprecipitation, ion exchange, reduction, or oxidation. Biosorption can be defined as a type of adsorption in which the adsorbent is a material of biological origin, either natural or waste from an agro-industrial process. Biosorbents should preferably be industrial waste with no added value, high bio-availability and a fast production/growth cycle. The combination of these factors reduces the cost of the bio-sorption process, which is the main advantage of this approach. High bio-sorption capacity, rapid removal and resistance to friction are highly desirable features for the material to be considered as a potential bio-sorbent.¹³⁹ In general, the most commonly used bio-sorbents for the uptake of



toxic metals can be divided into three groups: microorganisms, algae and agro-industrial waste.¹³¹

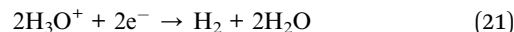
3.3 Biometallurgy

Biometallurgy employs micro-organisms to leach metals from their primary and secondary metal sources like ores and WEEE, respectively. Biometallurgy is preferable over typical pyrometallurgy and hydrometallurgy techniques because of its reduced energy consumption, simple mechanism, reduced chemical reagent consumption, lower capital requirements, and environmentally benign nature.^{140,141} Most of the research conducted in the WEEE sector is still on a laboratory scale and has not achieved commercialization because of prolonged leaching times. Micro-organisms can utilize metal ions for structural and catalytic functions while their interaction mechanism is subjective to their type, prokaryotes or eukaryotes. These organisms either bind with the metal ions or are consumed by the cell to perform intracellular activities, thus providing selective metal extractions.³ Therefore, bioleaching uses sulfur- and iron-oxidizing acidophilic microbes to recover base (e.g., Cu, Zn, Al, Mn, Co, and In) and precious (e.g., Au and Ag) metals. Fungal strains like *Aspergillus niger* and *Penicillium simplicissimum* thermophilic bacterial strains like *Acidithiobacillus ferrooxidans*, *Acidithiobacillus thiooxidans*, *Leptospirillum ferrooxidans*, *Pseudomonas putida*, and *Cyanobacterium violaceum* are among the most extensively researched micro-organisms for the recovery of heavy metals from WPCBs, LIBs, and LCDs.^{142–148} These mesophilic chemolithotrophic microbes use Fe²⁺ and S⁰ as an energy source, e.g. *A. ferrooxidans*, which are perfect candidates to carry out leaching from WEEE. Metal dissolution can place in two ways: first, direct leaching mechanisms where bacteria are directly employed, and second, indirect mechanisms where bacterial oxidation of Fe²⁺ to Fe³⁺ is used. The mechanism involves oxidation of ferrous ions (Fe²⁺) to ferric ions (Fe³⁺) and oxidation of elemental sulfur to produce biogenic sulphuric acid. The ferric ions produced by the bacteria are capable of leaching metal sulfides like CuS, NiS, ZnS, or FeS₂ from acidic media. This reaction mechanism is given in eqn (16)–(20).^{77,143}

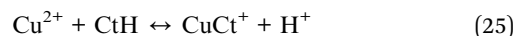
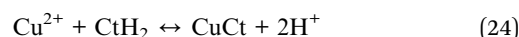
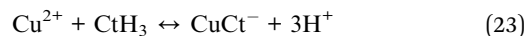


The ferric ion oxidizes the metal while the microbes assist in the circular regeneration of Fe³⁺ to Fe²⁺. Moreover, heterotrophic micro-organisms (e.g., Fungi; *A. niger*) produce organic acids like citric acid, malic acid, and oxalic acid, which assist in dissolving metals like Cu in WEEE by acidification and complexation.¹⁴⁵ For example leaching of Cu in an acidic medium is due to a reduction couple, i.e. reduction of hydrogen

at the cathode and oxidation of Cu at the anode as shown in eqn (21) and (22):



Bahaloo-Horeh and Mousavi¹⁴⁹ used *A. niger* to recover Cu, Co, Mn, Al, Li, and Ni from spent mobile LIBs. They concluded that maximum recovery could be attained at 1% PD and out of the various acids produced by *A. niger*, citric acid dominated the leaching process. The ligands present in organic acids like citrate (Ct) can form stable complexes with metals which elevates their solubility in the solution as shown in eqn (23)–(25).



In a similar study, Faraji and co-workers recovered 100% of Zn, 85.88% of Cu, and 80.39% of Ni in 30 days using *A. niger* and performed kinetic studies on the mechanism.¹⁵⁰ The Zn, Cu, and Ni dissolution was found to be controlled by diffusion through the liquid and chemical reaction in multistage and spent medium approaches, respectively.¹⁵⁰ Initially, Brandl *et al.*¹⁴² utilized *A. ferrooxidans*, *A. thiooxidans*, *P. simplicissimum*, and *A. niger* to successfully leach Cu, Zn, Al, Ni, Pb, and Sn from WEEE scrap in a modified two-step approach. They suggested that the bacteria or fungi should be inoculated on a culture medium to grow separately in the primary step, followed by the introduction of WEEE into the grown culture in the subsequent step. This pre-growth method is required as WEEE is highly alkaline and contains other toxic organic compounds which inhibit the growth of microbes in a direct contact mechanism. Therefore, by providing microbes the time to adapt and grow, they can significantly leach increased amounts of metals in the second step. Maximum leaching efficiency was achieved for concentrations lower than 10 g L⁻¹ WEEE or PD of 1%.

Furthermore, the two-step, indirect mechanism seems to have become the standard practice in bioleaching these days because it is highly predictable and controllable. Akbari and Ahmadi investigated the bioleaching of Cu and Zn from a mixture of WPCBs and sulphidic tailing containing Cu–Ni–Co by employing Fe and S oxidizing bacteria.¹⁴³ The two-step approach resulted in bioleaching of 92% Cu, 67% Zn, and 45% Al in batch mode whereas 96.8% Cu recovery was attained in continuous mode. Moreover, Zn and Ni start to co-precipitate at a pH value of 2.5, which hinders the Cu leaching. The metals were recovered using solvent extraction with LIX984N diluted in kerosene.

Exhausted batteries carrying heavy metals require proper management not only because of the environmental hazard but also to recover metals such as Li (5–20%) and Co (5–7%) as they are scarce natural resources.¹⁵¹ Presently, recycling attempts are being made to leach Co and Li from the cathodes of LIB



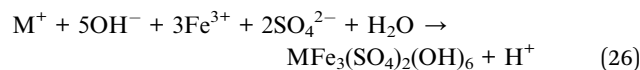
containing LiCoO₂.¹⁵² Mishra and co-workers reported that with an increase in Fe²⁺ concentration, the dissolution rate of Co decreases due to the precipitation of Fe³⁺ as jarosite whereas greater pulp densities inhibit the dissolution of metals because of the excess metals present in the sample.¹⁵² Another study by¹⁵³ attempted to recover Li, Co, Ni, and Mn from spent electric vehicle LIBS cathodes made up of LiMn₂O₄, LiFePO₄, and LiNi_xCoyMn_{1-x-y}O₂ at 1% PD. The results demonstrated that the best Li recovery could be achieved using *A. thiooxidans*. The pH optimization significantly enhanced the bioleaching performance resulting in leaching more than 95% of all four metals on average.

Moreover, the indirect mechanism is best suited for high yields of Li, whereas a direct contact mechanism is essential for the dissolution of Co, Ni, and Mn.¹⁵³ Furthermore, WEEE components like LCDs contain minute amounts of rare metal indium. Xie and his research group reported that 100% of indium could be leached from LCDs using *Acidithiobacillus* genus.¹⁴⁶ The study investigated three systems, namely Fe-based, S-based, and mixed systems. Maximum leaching was achieved in the sulfur-based system with leaching times reduced by half. They concluded that *A. thiooxidans* acts as a catalyst, accelerating the bioleaching rate of indium.

The selectivity of metal dissolution depends on the ORP of metals. Therefore, metals with higher *E*^o like Cu, Ag, and Au are more challenging to oxidize compared to metals with lower *E*^o like Zn and Al.¹⁵⁴ A multi-step bioleaching approach can be applied to increase the Au mobilization.¹⁴⁸ Complete leaching of base metals is essential in the first step so that precious metals can be leached with greater efficiencies subsequently. Marra and co-workers recovered Au using cyanide producing bacteria *P. putida* combined with pre-treatment of WEEE dust with *A. thiooxidans* to extract base metals, followed by the recovery of precious and rare earth metals: (>95%) Ce, Eu, Nd and (>80%) La.¹⁵⁵ They reported complete leaching of Cu in 8 days whereas it only took 3 h to mobilize 48% Au. Moreover, Au recovery can be performed by other cyanogenic bacteria like *chromobacterium violaceum* but *P. fluorescens* exhibits a better growth rate and metal resistance, thus achieving better leaching kinetics compared to *C. violaceum*.¹⁵⁶

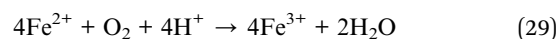
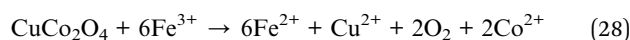
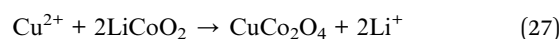
The industrial application of bioleaching is restricted due to the excessive sensitivity of the microbes, limiting the processing amount of WEEE in a particular batch. It is also worth noting that bioleaching efficiency decreases significantly as target metals precipitate to form jarosite, further reducing the efficiency of metal recovery. Consequently, the ferric (Fe³⁺) ions produced by the microbial activity increase the pH of the solution as the H⁺ ions get depleted. If the pH value goes over 2.0, then hydrolysis of Fe³⁺ ions takes place, resulting in further production of H⁺ ions and a drop in the pH. This provides ideal conditions for the formation of jarosite as cations like K⁺, Na⁺, Ag⁺, and Pb²⁺ readily react with Fe(OH)₃. Jarosite formation is influenced by conditions like high pH, temperature, or concentration of Fe²⁺ ions.¹⁵² Moreover, jarosite passivates the surface of WEEE scrap, stopping the leaching to take place any further, increasing the number of Fe³⁺ ions. Mishra and his research group also conducted bioleaching of spent LIBS

containing LiCoO₂ and reported slow dissolution rates of Li and Co as the Fe³⁺ ions combined with other metal ions to form metal complexes.¹⁵² Eqn (26) shows the jarosite formation reaction, where M stands for metal.

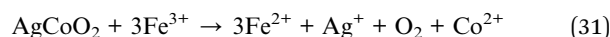
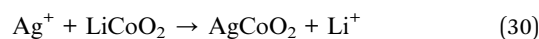


To mitigate the problems like slow dissolution kinetics and low metal yields, some researchers focused on employing different materials like Ag⁺ ions, Cu²⁺ ions, graphene, citric acid, and nitrogen-based carbon nanotubes as catalysts in an attempt to reduce leaching times drastically.¹⁵⁷⁻¹⁵⁹

Zeng and co-workers suggested the addition of Cu²⁺ ions as catalysts to recover Li and Co from spent LIB cathodes made of LiCoO₂. The Cu²⁺ ion forms an intermediate compound CuCo₂O₄ on the surface of the cathode material due to the cationic exchange reaction between the Cu²⁺ ions and LiCoO₂. The Fe³⁺ ions present in the solution can effortlessly dissolve the intermediate compound CuCo₂O₄ followed by oxidation of CuCo₂O₄ to Cu²⁺ and regeneration of Fe³⁺ ions from Fe²⁺ ions by microbial activity. The mechanism is shown in eqn (27)–(29).¹⁶



In a similar study by Zeng and coworkers, Ag⁺ ions were demonstrated to act as a catalyst for better leaching kinetics and metal recovery from cathode material LiCoO₂ of LIBs. The Ag⁺ ions substituted the Li⁺ ions to form an intermediate AgCoO₂ which subsequently gets oxidized by the presence of Fe³⁺ ions and results in the discharge of Ag⁺ ions. The oxidation of Fe²⁺ ions by bacteria converts them back into Fe³⁺ again.¹⁷ Silver sulfate, silver nitrate, and silver chloride can be utilized as sources of Ag⁺ ions in this process.¹⁵¹ The reaction mechanism is given in eqn (30) and (31).



Although these methods enhance the leaching kinetics of the bioleaching process significantly, the high cost of metal catalysts can prove to be a challenge in the industrialization of the process. Therefore, other non-metallic catalysts like citric acid (lime juice), graphene, NCNTs, and activated carbon should be looked into as well. Moreover, a combination of metallic and non-metallic catalysts can also have a synergistic effect on the leaching efficiency (e.g. Ag⁺ ions and activated carbon).¹⁵¹ Table 6 shows a summary of bioleaching studies.

Priya and Hait¹⁵⁹ suggested a hybrid hydro-biometallurgy approach using lime juice (citric acid), an organic tetradentate chelating agent, improved the base metal recovery from PCBs. They reported that the addition of 0.2 M citric acid improved the production of exopolymeric substances (lipopolysaccharides) by



Table 6 Summary of precious metal leaching

Source	Lixiviant	Metal recovery (%)	Conditions	Reference
Crushed PCBs	Cyanide 65.12 g per mol $\text{CN}^- + \text{O}_2$ (air)	Au: 46.4 Ag: 51.3 Nb: 47.2 Cu: 62.3	E° : -0.67 V pH: > 10 25°C	(Montero <i>et al.</i> , 2012) ⁶⁷
WPCBs	Thiourea 20 g per mol $\text{CS}(\text{NH}_2)_2 + 6$ g per L $\text{Fe}^{3+} + 10$ g per L H_2O_2	Au: 85.76 Ag: 71.36	E° : 0.38 V pH: 1–2 25°C , 3 h	(Behnamfard <i>et al.</i> , 2013) ⁷³
WPCBs	Thiosulphate 0.2 M $(\text{NH}_4)_2\text{S}_2\text{O}_3 + 0.02$ M $\text{Cu}(\text{SO}_4) + 0.4$ M NH_4OH	Au: 95 Ag: 100	E° : 0.274–0.038 V pH: > 8 –11 25°C 400°C , 48 h	(Oh <i>et al.</i> , 2003) ¹⁷⁸
WPCBs	1–1.2 iodide + 1–2% H_2O_2	Pb: 99.9 Sn: 97.8	E° : 1 V pH: 7 25°C 1 h	(Altansukh <i>et al.</i> , 2019) ¹⁷⁷

A. ferrooxidans and decreased the formation of jarosite which provided enhanced dissolution of metals. The results demonstrated 94% Cu, 92% Zn, 81% Ni and 64% Pb leaching in 18 days at a PD of 7.5 g L^{-1} . Subsequently, using chemical precipitation, 99% Cu was extracted from the leachate. Gu *et al.* suggested the application of graphene to leach Cu using *A. ferrooxidans* from WPCBs, resulting in enhanced Cu leaching. Graphene is a nanomaterial that can provide greater surface areas and stability while providing good conduction properties. The microbial growth decreased as the quantity of graphene was added beyond a limit.¹⁶⁰ The enhanced leaching of Cu could be a result of adsorption of bacteria on the graphene surface providing increased reaction time between the waste and the bacteria. Leached metals could also be adsorbed on the graphene surface, decreasing the amount of the metal ions present in the solution and a rise in metal mobilization could be achieved from the waste to the solution.

They reported that the optimum graphene dosage was 0.04 g for 50 mL of culture medium at 1% PD. Moreover, after the bioleaching process was complete, graphene particles were analyzed, and it was found that Fe^{3+} precipitates along with some other cations were surrounding the graphene particles.¹⁶⁰

Similarly, in another test Gu and co-workers used an *A. ferrooxidans* and nitrogen-doped carbon nanotube (NCNT) modified electrode as a catalyst to leach 99% Cu from WPCBs.¹⁶⁰ The reported optimal conditions were and initial pH of 2.0,

modified electrode 2.5 mg cm^{-2} , temperature 28°C , solid/liquid ration of 1/50 and 1 g WPCB powder. Complete copper leaching could be achieved in 9 days using these conditions. They concluded that the formation of jarosite wasn't affected by the NCNT electrode. Table 7 shows the summary of studies based on catalyst bioleaching.

4. Emerging technologies for WEEE treatment and material recovery

4.1 Supercritical fluid technology

Lately, supercritical fluid (SCF) extraction (SFE) technology has gained much recognition because of its beneficial physico-chemical properties like high selectivity, low viscosity, high mass transfer rate, high diffusion rate, and high solubility.^{161,162} It holds enormous potential to enable eco-friendly extraction of WEEE from solvents using reagents like water and carbon dioxide, with the addition of some modifiers or co-solvents like methanol. Generally, an SCF is any fluid above its critical temperature (T_c) and critical pressure (P_c). In this phase, the fluid's physiochemical properties intermediate between the gaseous phase (low diffusivity and viscosity) and the liquid phase (high dissolution).¹⁶³ Researchers have employed SCFs for the recovery of organic materials like halogenated epoxy resins, BFRs and base and precious metals in a simultaneous

Table 7 Catalyzed bioleaching

Source	Lixiviant	Metal recovery (%)	Reference
WPCBs	<i>A. ferrooxidans</i> + graphene (catalyst)	Cu: 91.8	(Gu <i>et al.</i> , 2017a) ¹⁶⁰
WPCBs	<i>A. ferrooxidans</i> + nitrogen based carbon nanotube modified electrode (catalyst)	Cu: 99	(Gu <i>et al.</i> , 2017a) ¹⁶⁰
High grade WPCBs from computers	<i>A. ferrooxidans</i> + Cu^{2+} (catalyst)	Cu: 94 Zn: 92 Ni: 91 Pb: 64	(Priya and Hait, 2018) ¹⁵⁹
Spent LiB cathode	<i>A. ferrooxidans</i> + Ag^+ (catalyst)	Co: 99.9	(Zeng <i>et al.</i> , 2012) ¹⁶
Spent LiB cathode	1–1.2 iodide + 1–2% H_2O_2	Co: 98.4	(Zeng <i>et al.</i> , 2013) ¹⁷



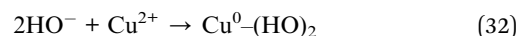
process.^{162,164–168} The most extensively used supercritical fluids are supercritical water (SCW) and supercritical CO₂ (SC–CO₂). SCW ($T_c = 374$ °C and $P_c = 22.1$ MPa) is a non-polar compound, which can easily oxidise organic material. However, SC–CO₂ is preferred over SCW due to its lower critical point ($T_c = 31.1$ °C; $P_c = 7.38$ MPa), lower costs, highly efficient mass transfer, easy separation, recyclability, and ability to completely dissolution with gaseous reagents.^{161,166,169} Moreover, for metal extraction applications, SC–CO₂ is frequently used with co-solvents because of its non-polar characteristics which form weak interactions with polar metal cations.¹⁶⁸

Wang and Zhang¹⁶⁵ reported complete decomposition of BFRs using SC–water, methanol, and isopropanol. They achieved maximum extraction (>95%) of bromine at 420 °C for all three fluids. Moreover, the organic bromine was successfully transformed into an inorganic compound through the application of SCE. Some researchers attempted de-bromination of BERs by employing SCW along with other co-solvents. Xing and Zhang carried out an experiment, indicating the rapid decomposition of BER from WPCB using SCW as solvent.¹⁷⁰ The de-bromination process conducted at 400 °C, 20 MPa pressure, and 120 minutes retention time resulted in 97% bromine, which was converted to HBr, along with by-products, phenol, and 4-(1-methyl ethyl)-phenol.¹⁷⁰ In another study, SCW was used to decompose BER from memory cards in a semi-batch type reactor. They achieved 90% decomposition of BER into phenols at 495 °C and 33 MPa pressure and a retention time of 305 minutes.¹⁶¹ To treat WPCBs, Xiu and co-workers¹⁶⁴ used SCW along with alcohol as a co-solvent. They reported that the introduction of alcohol reduced the critical temperature and pressure in the system resulting in decreased corrosion of the system. Moreover, the reaction could be controlled by altering the reaction conditions to form different compounds at different temperatures. At 300 °C, the majority of the products in the oil phase were found to be 4-(1-methyl ethyl)-phenol, whereas at 400 °C they were *p*-xylene and methoxybenzene.

Liu and Zhang recovered 95% Co and 98% Li from spent LIBs and PVC (polyvinyl chloride) simultaneously using sub/supercritical water. In addition to this, they successfully de-chlorinated PVCs with no toxic by-products at 350 °C temperature, 30 min retention time, a PVC/LiCoO₂ ratio of 3 : 1, and a PD of 16 g L⁻¹. The de-chlorination of PVC resulted in the formation of HCl, which readily solubilized the metals from LiCoO₂.¹⁷¹

Calgaro and co-workers utilized SC–CO₂ along with H₂SO₄ and H₂O₂ as modifiers to extract base metal Cu from WPCBs. The addition of 20% H₂O₂ in 2.5 M H₂SO₄ resulted in the extraction of 88.79% Cu at 7.5 MPa and 35 °C in just 20 min.¹⁶⁶ Xiu *et al.* recovered base metals from WPCBs using a combination of pre-treatment with SCW and dilute hydrochloric acid leaching. The pre-treatment process, including SCW oxidation and SCW de-polymerization, resulted in enhanced base metal extraction of 99.8% Cu (with H₂O₂, in 60 min) and 90% Zn, Cd, Sn, Mn, and Cr (in 60 min). However, high temperatures (420–440 °C) make it an energy intensive process.¹⁷² Recently it has been reported that a reaction time of 20 min was needed to recover 90% Cu using a combination of SC–CO₂, H₂SO₄, and

H₂O₂ from comminuted WPCBs.¹⁷³ An application of SC-methanol ($T_c = 240$ °C and $P_c = 8.09$ MPa) was proposed by Xiu and co-workers.¹⁶⁷ The leachate produced by the chemical leaching of WPCB, rich in HNO₃ and other metals, was used to produce highly fine Cu particles. During the SCE process, the SC-methanol played the role of a solvent as well as a reducing agent, reducing the Cu²⁺ ions to Cu⁰. SC-methanol has the ability to form intermediately charged compounds that act like positive (CH₃⁺) and negative (OH⁻) charge centers, the latter acting as the electron donors. The reaction is represented by eqn (32).¹⁶⁹



Parameters like reaction temperature and initial Cu concentration affect the production of uniform and smaller-sized particles. Low initial Cu concentration and elevated reaction temperatures favor the formation of more uniform-sized particles. The optimum temperature, pressure, and retention time of the reaction were found to be 360 °C, 28 MPa, and 10 min, respectively.

Xiu and his research group employed a two-step approach to recover precious metals Au, Ag, and Pd from WPCBs of mobile phones. The first step included pre-treatment of the waste using SCW oxidation followed by iodine/iodide leaching of precious metals in the subsequent step. The results demonstrated recovery of 98.5% Au, 99% Ag, and 97.2% Pd at 410 °C and 30 min for Ag, and 420 °C and 60 min for Au and Pd. For the maximum dissolution rate the optimum conditions like leaching time, PD, pH, and iodine mole ratio for iodine/iodide leaching were found to be 120 min (60 min for Ag), 1/10 g mL⁻¹ (1/8 g mL⁻¹ for Ag), 9.0, and 1 : 5 (1 : 6 for Ag), respectively.¹⁷⁴ No inorganic acids or cyanide were used to recover precious metals in the process. Therefore, it can be concluded that SCW treatment with an iodine/iodide leaching system is an environmentally benign process to recover precious metals. Liu *et al.* carried out a comparative study to recover Ag and Pd from WPCBs using SC oxidation and extraction in a multi-step process. In the first step, SCW oxidation and HCl leaching were used to decompose any organic material present to enrich the precious metal concentration. Subsequently, in the second step, SC–CO₂ extraction was carried out using acetone and KI–I₂ as co-solvents, to recover 96.4% Ag and 93.7% Pd at 50 °C, 30 MPa, and a leaching time of just 10 min.¹⁶⁸ Moreover, He and Xu⁵ reported that SCW oxidation produces a significant effect to enhance the extraction rates of Cu and Au (99%). Even though various research papers have suggested SCF technology as a feasible option to recover metals from WEEE, the high capital and operating costs of high pressure and corrosion resistant reactors must be considered for its large-scale application. Although SCF technology can be regarded as an eco-friendly approach due to its various advantages like significantly lower leaching times, zero toxicity, non-hazardous nature, an abundance of green reagents like CO₂ and water, it also suffers from challenges like corrosion, salt precipitation, high energy consumption, and high operational and maintenance costs along with the construction of reactors from expensive



corrosion-resistant alloys.¹⁶¹ Moreover, the research database for the economic viability of supercritical systems is scarce at the moment. Therefore, more research and development are required before an industrial scale plan can be achieved.

4.2 Siderophores

Siderophores are small, high-affinity iron-chelating compounds secreted by microorganisms such as bacteria, fungi, and grasses. In the most recent years siderophores have been shown to be an interesting and environmentally sustainable alternative for the biological removal of metals and metalloids.¹⁷⁵ The chelating molecules are produced to trap ferric ions from the environment to satisfy the microorganism's metabolic needs. They are known as the best ligands for ferric ions but may also have a strong affinity towards other metals, allowing a new understanding of an interesting biological and eco-friendly method that can be used for the recovery of REEs.¹⁷⁶ Many researchers have compared the REEs' recovery efficiency and chemical leaching of siderophores, and they have found higher recovery efficiency for lithium and molybdenum, and lower recovery efficiency for cerium, mainly due to the cerium complex formation with siderophores, which was inhabited by the competing cations present in the solution, such as Fe^{3+} . The recovery of REEs using siderophores is cost-effective, rapid, reversible, and eco-friendly technology compared with conventional methods for the recovery of REEs which are available in small concentration from different end-of-life electronic wastes.¹⁷⁶

4.3 Cryo-milling

Cryo-milling is an alternative physical treatment approach, which is a green and novel technology for the recovery of metals and recycling of REEs from WEEE. In this process, WEEE is degraded into nanoparticle sizes using a ball mill operated at low temperatures. This leads to an increase in the efficiency of the separation of oxides, polymers, and meal constituents.¹⁷³ Moreover, this eco-friendly process, due to the generation of small volumes of waste, is scaled up on a large industrial scale. As a counterpart cryo-milling needs more energy when compared to hydrometallurgical methods. Moreover, further research is still necessary to improve the capacity of the cryo-milling process, by developing a mechanical process, using liquid nitrogen as a cooling, which could be economically viable for the treatment of electronic waste.¹⁷⁶ Milling at low temperature was shown to be very effective in separating different kinds of materials (polymers, oxides, and metals) due to their different toughness and textile strengths. This method revealed higher recovery rates and shorter recovery times when compared to conventional milling methods.¹⁷³

5. Conclusions

Out of all the other municipal waste produced, WEEE has shown the most rapid growth lately. WEEE contains toxic and hazardous materials that can be harmful to the environment as well as human beings. Therefore, we should resort to the recycling of WEEE and up-cycling of the re-useable parts of the

electrical components as the best-suited alternative to disposal. When the WEEE gets transferred from a developed nation to developing nations, the unskilled labor available there uses informal methods of recycling to recover valuable material from them, resulting in the production of harmful and non-eco-friendly compounds. Moreover, the exponential growth of WEEE will keep up in the future as we move towards a more technology-driven world. If a greater amount of WEEE is land-filled, it can cause an imbalance in the natural mineral resource cycle as a whole, which can have vast implications. Thus, it is important to develop a methodology to set up a circular economy of these natural resources. Considering the complex nature of WEEE, developing an exact approach for recycling is cumbersome. The main objective of a recycling method should be to increase metal extraction efficiency and reduce environmental pollution. Several studies have provided various recycling routes to reduce environmental pollution and recover 30% metal content in it, simultaneously.

This review shows that a synergistic approach of mechanical-physical pre-treatment, pyrometallurgy, hydrometallurgy and biometallurgy would help achieve these goals. Moreover, the review reports some of the emerging technologies such as supercritical fluid extraction, siderophores extraction and cryo-milling, which if correctly implemented could represent a more environmentally sustainable approach for WEEE material recovery and recycling. Each of the processes mentioned in the review plays a crucial role in the recycling process as a whole, starting from the collection of WEEE until the extraction of metals and recoverable organics.

Therefore, it can be concluded that in the last two decades, WEEE recycling has seen various advancements in the field of recycling, but further research attempts are required to find an economically feasible method for the large-scale application of this process. Moreover, the more environmentally friendly processes also have higher energy consumption which is eventually mainly generated from fossil fuels. Thus, a balance needs to be maintained between recovery efficiency and energy consumption to develop an economically feasible recycling system. Furthermore, a 3R policy should be implemented to reuse, recycle, and reduce WEEE, preferentially in their sequential order. Having said this, the manufacturers of these products have EPR for developing equipment with longer life, higher modularity (providing the possibility of systems upgrade), less complex designs (for easier disassembly), lighter weight, easy access, and low cost of spare parts, promoting repair, reuse, and recovery of products at the end of their life.

Conflicts of interest

There are no conflicts to declare.

References

- 1 International E-Waste Day: 57.4M Tonnes Expected in 2021, 2021, pp. 1–7, https://weee-forum.org/ws_news/international-e-waste-day-2021/.



- 2 J. Wang and Z. Xu, Disposing and Recycling Waste Printed Circuit Boards: Disconnecting, Resource Recovery, and Pollution Control, *Environ. Sci. Technol.*, 2015, **49**, 721–733.
- 3 J. Cui and L. Zhang, Metallurgical recovery of metals from electronic waste: A review, *J. Hazard. Mater.*, 2008, **158**(2–3), 228–256.
- 4 X. Chi, M. Streicher-Porte, M. Y. L. Wang and M. A. Reuter, Informal electronic waste recycling: A sector review with special focus on China, *Waste Manage.*, 2011, **31**(4), 731–742, DOI: [10.1016/j.wasman.2010.11.006](https://doi.org/10.1016/j.wasman.2010.11.006).
- 5 Eurostat - European Commission, Waste statistics - electrical and electronic equipment, *Eurostat Stat Explain*, 2022, pp. 1–10, https://ec.europa.eu/eurostat/statistics-explained/index.php?title=Waste_statistics_-_electrical_and_electronic_equipment#Electronic_equipment_28EEE.29_put_on_the_market_and_WEEE_processed_in_the_EU.
- 6 Y. He and Z. Xu, Recycling gold and copper from waste printed circuit boards using chlorination process, *RSC Adv.*, 2015, **5**(12), 8957–8964.
- 7 M. Kaya, Recovery of metals and nonmetals from electronic waste by physical and chemical recycling processes, *Waste Manage.*, 2016, **57**, 64–90, DOI: [10.1016/j.wasman.2016.08.004](https://doi.org/10.1016/j.wasman.2016.08.004).
- 8 A. M. Danciu, M. Greenley and A. P. Cobuz, An overview of global e-waste, its effects on developing countries and possible solutions, *Rev. Appl. Socio-Economic Res.*, 2018, **15**(1), 20–28.
- 9 K. Liu, Q. Tan, J. Yu and M. Wang, A global perspective on e-waste recycling, *Circ. Econ.*, 2023, **2**(1), 100028.
- 10 N.-E. Menad, in *Physical Separation Processes in Waste Electrical and Electronic Equipment Recycling*, ed. Chagnes A., Cote G., Ekberg C., Nilsson M. and Retegan T. B. T.-W. R., Elsevier, 2016, pp. 53–74, <https://www.sciencedirect.com/science/article/pii/B9780128033630000031>.
- 11 Y. E. Ouardi, S. Virolainen, E. Salomon, M. Mouele, M. Laatikainen, E. Repo, *et al.*, The recent progress of ion exchange for the separation of rare earths from secondary resources – A review, *Hydrometallurgy*, 2023, **218**, 106047.
- 12 B. Ghosh, M. K. Ghosh, P. Parhi, P. S. Mukherjee and B. K. Mishra, Waste Printed Circuit Boards recycling: An extensive assessment of current status, *J. Cleaner Prod.*, 2015, **94**, 5–19, DOI: [10.1016/j.jclepro.2015.02.024](https://doi.org/10.1016/j.jclepro.2015.02.024).
- 13 J. Li, P. Shrivastava, Z. Gao and H. C. Zhang, Printed circuit board recycling: A state-of-the-art survey, *IEEE Trans. Electron. Packag. Manuf.*, 2004, **27**(1), 33–42.
- 14 K. Huang, J. Guo and Z. Xu, Recycling of waste printed circuit boards: A review of current technologies and treatment status in China, *J. Hazard. Mater.*, 2009, **164**(2–3), 399–408.
- 15 L. Chen, X. Tang, Y. Zhang, L. Li, Z. Zeng and Y. Zhang, Process for the recovery of cobalt oxalate from spent lithium-ion batteries, *Hydrometallurgy*, 2011, **108**(1–2), 80–86, DOI: [10.1016/j.hydromet.2011.02.010](https://doi.org/10.1016/j.hydromet.2011.02.010).
- 16 X. Zeng, L. Zheng, H. Xie, B. Lu, K. Xia, K. Chao, *et al.*, Current Status and Future Perspective of Waste Printed Circuit Boards Recycling, *Procedia Environ. Sci.*, 2012, **16**, 590–597, DOI: [10.1016/j.proenv.2012.10.081](https://doi.org/10.1016/j.proenv.2012.10.081).
- 17 G. Zeng, S. Luo, X. Deng, L. Li and C. Au, Influence of silver ions on bioleaching of cobalt from spent lithium batteries, *Miner. Eng.*, 2013, **49**, 40–44, DOI: [10.1016/j.mineng.2013.04.021](https://doi.org/10.1016/j.mineng.2013.04.021).
- 18 P. Zhu, Y. Chen, L. Y. Wang and M. Zhou, Treatment of waste printed circuit board by green solvent using ionic liquid, *Waste Manage.*, 2012, **32**(10), 1914–1918, DOI: [10.1016/j.wasman.2012.05.025](https://doi.org/10.1016/j.wasman.2012.05.025).
- 19 Y. J. Park and D. J. Fray, Recovery of high purity precious metals from printed circuit boards, *J. Hazard. Mater.*, 2009, **164**(2–3), 1152–1158.
- 20 P. Nowakowski, A novel, cost efficient identification method for disassembly planning of waste electrical and electronic equipment, *J. Cleaner Prod.*, 2018, **172**, 2695–2707, DOI: [10.1016/j.jclepro.2017.11.142](https://doi.org/10.1016/j.jclepro.2017.11.142).
- 21 J. Beigbeder, D. Perrin, J. F. Mascaro and J. M. Lopez-Cuesta, Study of the physico-chemical properties of recycled polymers from waste electrical and electronic equipment (WEEE) sorted by high resolution near infrared devices, *Resour., Conserv. Recycl.*, 2013, **78**, 105–114.
- 22 K. Feldmann and H. Scheller, Disassembly of electronic products, *IEEE Int. Symp. Electron. Environ.*, 1994, **9**, 81–86.
- 23 I. Stobbe, H. Griese, H. Pötter, H. Reichl and L. Stobbe, Quality assured disassembly of electronic components for reuse, *IEEE Int. Symp. Electron. Environ.*, 2002, 299–305.
- 24 R. Noll, R. Ambrosch, K. Bergmann, S. W. Britten, H. Brumm, A. Chmielarz, *et al.*, Automated disassembly, separation and recovery of valuable materials from electronic equipment: overview of R&D approaches and first results of the European project ADIR, *Next Generation Urban Mining*, 2017.
- 25 M. Kaya, Current WEEE recycling solutions, *Waste Electrical and Electronic Equipment Recycling: Aqueous Recovery Methods*, Elsevier Ltd, 2018, pp. 33–93, DOI: [10.1016/B978-0-08-102057-9.00003-2](https://doi.org/10.1016/B978-0-08-102057-9.00003-2).
- 26 P. Jiang, M. Harney, B. Chen, Y. Song, Q. Chen, T. Chen, *et al.*, Improving the end-of-life for electronic materials via sustainable recycling methods, *Procedia Environ. Sci.*, 2012, **16**, 712–715, DOI: [10.1016/j.proenv.2012.10.066](https://doi.org/10.1016/j.proenv.2012.10.066).
- 27 M. Iji and S. Yokoyama, Recycling of Printed Wiring Boards with Mounted Electronic Components, *Circuit World*, 1997, **23**(3), 10–15, DOI: [10.1108/03056129710370196](https://doi.org/10.1108/03056129710370196).
- 28 P. Mou, L. Wa, D. Xiang, J. Gao and G. Duan, A physical process for recycling and reusing waste printed circuit boards, *IEEE Int. Symp. Electron. Environ.*, 2004, 237–242.
- 29 M. Goosey and R. Kellner, Recycling technologies for the treatment of end of life printed circuit boards (PCBs), *Circuit World*, 2003, **29**(3), 33–37.
- 30 S. Sander, G. Schubert and H. G. Jäkel, The fundamentals of the comminution of metals in shredders of the swing-hammer type, *Int. J. Miner. Process.*, 2004, **74**, 385–393.
- 31 G. Schubert and S. Bernotat, Comminution of non-brittle materials, *Int. J. Miner. Process.*, 2004, **74**, 19–30.



- 32 J. Cui and E. Forssberg, Mechanical recycling of waste electric and electronic equipment: A review, *J. Hazard. Mater.*, 2003, **99**(3), 243–263.
- 33 M. Furuuchi and K. Gotoh, Shape separation of particles, *Powder Technol.*, 1992, **73**(1), 1–9.
- 34 A. Gungor and S. M. Gupta, Disassembly sequence planning for products with defective parts in product recovery, *Comput. Ind. Eng.*, 1998, **35**(1), 161–164. <https://www.sciencedirect.com/science/article/pii/S0360835298000473>.
- 35 J. Yang, H. Wang, G. Zhang, X. Bai, X. Zhao and Y. He, Recycling organics from non-metallic fraction of waste printed circuit boards by a novel conical surface triboelectric separator, *Resour., Conserv. Recycl.*, 2019, **146**, 264–269. <https://www.sciencedirect.com/science/article/pii/S0921344919301132>.
- 36 J. Ruan and Z. Xu, Constructing environment-friendly return road of metals from e-waste: Combination of physical separation technologies, *Renewable Sustainable Energy Rev.*, 2016, **54**, 745–760.
- 37 N. Shirodkar and R. Terkar, Stepped Recycling: The Solution for E-waste Management and Sustainable Manufacturing in India, *Mater. Today: Proc.*, 2017, **4**(8), 8911–8917, DOI: [10.1016/j.matpr.2017.07.242](https://doi.org/10.1016/j.matpr.2017.07.242).
- 38 E. Hsu, K. Barmak, C. A. West and A.-H. Park, Advancements in the Treatment and Processing of Electronic Waste with Sustainability: A Review of Metal Extraction and Recovery Technologies, *Green Chem.*, 2019, **21**(5), 919–936.
- 39 S. Zhang, E. Forssberg, B. Arvidson and W. Moss, Aluminum recovery from electronic scrap by High-Force® eddy-current separators, *Resour., Conserv. Recycl.*, 1998, **23**(4), 225–241. <https://www.sciencedirect.com/science/article/pii/S0921344998000226>.
- 40 S. Zhang and E. Forssberg, Intelligent Liberation and classification of electronic scrap, *Powder Technol.*, 1999, **105**(1), 295–301. <https://www.sciencedirect.com/science/article/pii/S0032591099001515>.
- 41 C. Eswaraiyah, T. Kavitha, S. Vidyasagar and S. S. Narayanan, Classification of metals and plastics from printed circuit boards (PCB) using air classifier, *Chem. Eng. Process.*, 2008, **47**(4), 565–576.
- 42 J. Hanafi, E. Jobiliong, A. Christiani, D. C. Soenarta, J. Kurniawan and J. Irawan, Material Recovery and Characterization of PCB from Electronic Waste, *Procedia - Soc. Behav. Sci.*, 2012, **57**, 331–338. <https://www.sciencedirect.com/science/article/pii/S1877042812046563>.
- 43 N. Menad, S. Guignot and J. A. van Houwelingen, New characterisation method of electrical and electronic equipment wastes (WEEE), *Waste Manage.*, 2013, **33**(3), 706–713.
- 44 M. Sarvar, M. M. Salarirad and M. A. Shabani, Characterization and mechanical separation of metals from computer Printed Circuit Boards (PCBs) based on mineral processing methods, *Waste Manage.*, 2015, **45**, 246–257. <https://www.sciencedirect.com/science/article/pii/S0956053X15004341>.
- 45 L. Dascalescu, T. Zeghloul and A. Iuga, *Electrostatic Separation of Metals and Plastics from Waste Electrical and Electronic Equipment*, ed. Chagnes A., Cote G., Ekberg C., Nilsson M. and Retegan T. B. T.-W. R., Elsevier, 2016, ch. 4, pp. 75–106. <https://www.sciencedirect.com/science/article/pii/B9780128033630000043>.
- 46 T. Veasey, R. J. Wilson and D. M. Squires, The physical separation and recovery of metals from wastes, *Process engineering for the chemical, metals and minerals industries*, 1993, vol. 1.
- 47 H. M. Veit, A. M. Bernardes, J. Z. Ferreira, J. A. S. Tenório and C. de Fraga Malfatti, Recovery of copper from printed circuit boards scraps by mechanical processing and electrometallurgy, *J. Hazard. Mater.*, 2006, **137**(3), 1704–1709.
- 48 L. H. Yamane, V. T. de Moraes, D. C. R. Espinosa and J. A. S. Tenório, Recycling of WEEE: characterization of spent printed circuit boards from mobile phones and computers, *Waste Manage.*, 2011, **31**(12), 2553–2558.
- 49 H. M. Veit, T. Diehl, A. P. Salami, J. da Silva Rodrigues, A. M. Bernardes and J. A. S. Tenório, Utilization of magnetic and electrostatic separation in the recycling of printed circuit boards scrap, *Waste Manage.*, 2005, **25**(1), 67–74.
- 50 J.-M. Yoo, J. Jeong, K. Yoo, J. Lee and W. Kim, Enrichment of the metallic components from waste printed circuit boards by a mechanical separation process using a stamp mill, *Waste Manage.*, 2009, **29**(3), 1132–1137.
- 51 R. Jujun, Q. Yiming and X. Zhenming, Environment-friendly technology for recovering nonferrous metals from e-waste: Eddy current separation, *Resour., Conserv. Recycl.*, 2014, **87**, 109–116.
- 52 Y. R. Smith, J. R. Nagel and R. K. Rajamani, Eddy current separation for recovery of non-ferrous metallic particles: A comprehensive review, *Miner. Eng.*, 2019, **133**, 149–159. <https://www.sciencedirect.com/science/article/pii/S089268751830582X>.
- 53 A. Q. Mairizal, A. Y. Sembada, K. M. Tse and M. A. Rhamdhani, Electronic waste generation, economic values, distribution map, and possible recycling system in Indonesia, *J. Cleaner Prod.*, 2021, **293**, 126096. <https://www.sciencedirect.com/science/article/pii/S0959652621003164>.
- 54 F. Hamerski, A. Krummenauer, A. M. Bernardes and H. M. Veit, Improved settings of a corona-electrostatic separator for copper concentration from waste printed circuit boards, *J. Environ. Chem. Eng.*, 2019, **7**(1), 102896.
- 55 A. Khaliq, M. A. Rhamdhani, G. Brooks and S. H. Masood, Metal Extraction Processes for Electronic Waste and Existing Industrial Routes: A Review and Australian Perspective, *Resources*, 2014, **3**, 152–179.
- 56 J. Ruan, L. Dong, J. Zheng, T. Zhang, M. Huang and Z. Xu, Key factors of eddy current separation for recovering aluminum from crushed e-waste, *Waste Manage.*, 2017, **60**, 84–90.



- 57 H. Lu, J. Li, J. Guo and Z. Xu, Movement behavior in electrostatic separation: Recycling of metal materials from waste printed circuit board, *J. Mater. Process. Technol.*, 2008, **197**, 101–108.
- 58 P. Hadi, M. Xu, C. S. K. Lin, C.-W. Hui and G. McKay, Waste printed circuit board recycling techniques and product utilization, *J. Hazard. Mater.*, 2015, **283**, 234–243. <https://www.sciencedirect.com/science/article/pii/S0304389414007705>.
- 59 J. Lee, H. T. Song and J.-M. Yoo, Present status of the recycling of waste electrical and electronic equipment in Korea, *Resour., Conserv. Recycl.*, 2007, **50**(4), 380–397. <https://www.sciencedirect.com/science/article/pii/S0921344907000250>.
- 60 A. Canal Marques, J. M. Cabrera and C. De Fraga Malfatti, Printed circuit boards: A review on the perspective of sustainability, *J. Environ. Manage.*, 2013, **131**, 298–306, DOI: [10.1016/j.jenvman.2013.10.003](https://doi.org/10.1016/j.jenvman.2013.10.003).
- 61 V. Montenegro, H. Sano and T. Fujisawa, Recirculation of high arsenic content copper smelting dust to smelting and converting processes, *Miner. Eng.*, 2013, **49**, 184–189.
- 62 H. Cui and C. G. Anderson, Literature Review of Hydrometallurgical Recycling of Printed Circuit Boards (PCBs), *J. Adv. Chem. Eng.*, 2016, **6**(1), 1000142.
- 63 L. Zhang and Z. Xu, A review of current progress of recycling technologies for metals from waste electrical and electronic equipment, *J. Cleaner Prod.*, 2016, **127**, 19–36, DOI: [10.1016/j.jclepro.2016.04.004](https://doi.org/10.1016/j.jclepro.2016.04.004).
- 64 F. E. Mark and T. M. Lehner, *Plastics Recovery from Waste Electrical & Electronic Equipment in Non-ferrous Metal Processes*, 2000.
- 65 C. Hagelüken, Recycling of electronic scrap at Umicore's integrated metals smelter and refinery, *World Metall.-Erzmet.*, 2006, **59**, 1–16.
- 66 B. Kim, J. Lee, J. Jeong, D.-H. Yang, D. Shin and K.-I. Lee, A Novel Process for Extracting Precious Metals from Spent Mobile Phone PCBs and Automobile Catalysts, *Mater. Trans.*, 2013, **54**, 1045–1048.
- 67 R. Montero, A. Guevara and E. de la Torre, *Recovery of Gold, Silver, Copper and Niobium from Printed Circuit Boards Using Leaching Column Technique*, 2012.
- 68 P. P. Sheng and T. H. Etsell, *Recovery of Gold from Computer Circuit*, 2007.
- 69 U. U. Jadhav and H. Hocheng, Hydrometallurgical Recovery of Metals from Large Printed Circuit Board Pieces, *Sci. Rep.*, 2015, **5**, 14574.
- 70 A. D. Bas, H. Deveci and E. Y. Yazici, Treatment of manufacturing scrap TV boards by nitric acid leaching, *Sep. Purif. Technol.*, 2014, **130**(2), 151–159, DOI: [10.1016/j.seppur.2014.04.008](https://doi.org/10.1016/j.seppur.2014.04.008).
- 71 B. Altansukh, K. Haga, N. Ariunbolor, K. Shigeru and A. Shibayama, Leaching and Adsorption of Gold from Waste Printed Circuit Boards Using Iodine-Iodide Solution and Activated Carbon, *Eng. J.*, 2016, **20**, 29–40.
- 72 A. Kumari, M. K. Jha, J. Lee and R. P. Singh, Clean process for recovery of metals and recycling of acid from the leach liquor of PCBs, *J. Cleaner Prod.*, 2016, **112**, 4826–4834.
- 73 A. Behnamfard, M. Mehdi and F. Veglio, Process development for recovery of copper and precious metals from waste printed circuit boards with emphasize on palladium and gold leaching and precipitation, *Waste Manage.*, 2013, **33**(11), 2354–2363, DOI: [10.1016/j.wasman.2013.07.017](https://doi.org/10.1016/j.wasman.2013.07.017).
- 74 I. Birloaga, V. Coman, B. Kopacek and F. Vegliò, An advanced study on the hydrometallurgical processing of waste computer printed circuit boards to extract their valuable content of metals, *Waste Manage.*, 2014, **34**(12), 2581–2586, DOI: [10.1016/j.wasman.2014.08.028](https://doi.org/10.1016/j.wasman.2014.08.028).
- 75 E. Y. Yazici and H. A. Deveci, Extraction of metals from waste printed circuit boards (WPCBs) in H₂SO₄ CuSO₄ NaCl solutions, *Hydrometallurgy*, 2013, **139**, 30–38.
- 76 E. Y. Yazici and H. A. Deveci, Cupric chloride leaching (HCl–CuCl₂–NaCl) of metals from waste printed circuit boards (WPCBs), *Int. J. Miner. Process.*, 2015, **134**, 89–96.
- 77 A. D. Bas, H. Deveci and E. Y. Yazici, Hydrometallurgy Biorecovery of copper from low grade scrap TV circuit boards using mesophilic bacteria, *Hydrometallurgy*, 2013, **138**, 65–70, DOI: [10.1016/j.hydromet.2013.06.015](https://doi.org/10.1016/j.hydromet.2013.06.015).
- 78 M. Somasundaram, R. Saravanathamizhan, C. A. Basha, V. Nandakumar, S. N. Begum and T. Kannadasan, Recovery of copper from scrap printed circuit board: modelling and optimization using response surface methodology, *Powder Technol.*, 2014, **266**, 1–6.
- 79 M. K. Jha, A. Kumari, P. K. Choubey, J. Lee, V. Kumar and J. Jeong, Leaching of lead from solder material of waste printed circuit boards (PCBs), *Hydrometallurgy*, 2012, **121–124**, 28–34. <https://www.sciencedirect.com/science/article/pii/S0304386X1200093X>.
- 80 I. Birloaga and F. Vegliò, Journal of Environmental Chemical Engineering Study of multi-step hydrometallurgical methods to extract the valuable content of gold, silver and copper from waste printed circuit boards, *Biochem. Pharmacol.*, 2016, **4**(1), 20–29, DOI: [10.1016/j.jece.2015.11.021](https://doi.org/10.1016/j.jece.2015.11.021).
- 81 A. Akcil, C. Erust, C. Sekhar, M. Ozgun, M. Sahin and A. Tuncuk, Precious metal recovery from waste printed circuit boards using cyanide and non-cyanide lixiviants – A review, *Waste Manage.*, 2015, **45**, 258–271, DOI: [10.1016/j.wasman.2015.01.017](https://doi.org/10.1016/j.wasman.2015.01.017).
- 82 P. Quinet, J. Proost and A. Van Lierde, Recovery of precious metals from electronic scrap by hydrometallurgical processing routes, *Min., Metall., Explor.*, 2005, **22**(1), 17–22, DOI: [10.1007/BF03403191](https://doi.org/10.1007/BF03403191).
- 83 M. Gurung, B. Adhikari, H. Kawakita, K. Ohto, K. Inoue and S. Alam, Selective Recovery of Precious Metals from Acidic Leach Liquor of Circuit Boards of Spent Mobile Phones Using Chemically Modified Persimmon Tannin Gel, *Ind. Eng. Chem. Res.*, 2012, **51**, 11901–11913.
- 84 J. Li and J. D. Miller, Reaction kinetics of gold dissolution in acid thiourea solution using ferric sulfate as oxidant, *Hydrometallurgy*, 2007, **89**(3), 279–288. <https://www.sciencedirect.com/science/article/pii/S0304386X07001697>.



- 85 G. Hilson and A. J. Monhemius, Alternatives to cyanide in the gold mining industry: what prospects for the future?, *J. Cleaner Prod.*, 2006, **14**(12), 1158–1167. <https://www.sciencedirect.com/science/article/pii/S0959652605000636>.
- 86 B. Xu, W. Kong, Q. Li, Y. Yang, T. Jiang and X. Liu, A review of thiosulfate leaching of gold: Focus on thiosulfate consumption and gold recovery from pregnant solution, *Metals*, 2017, **7**(6), 222.
- 87 Z. Yanhua, S. Liu, H. Xie, X. Zeng and J. Li, Current Status on Leaching Precious Metals from Waste Printed Circuit Boards, *Procedia Environ. Sci.*, 2012, **16**, 560–568.
- 88 J. Ficeriová, P. Balázvz and E. P. D. Gock, Leaching of gold, silver and accompanying metals from circuit boards (PCBs) waste, *Acta Montan. Slovaca*, 2011, **16**, 128–131.
- 89 P. M. H. Petter, H. M. Veit and A. M. Bernardes, Leaching of gold and silver from printed circuit board of mobile phones, *REM, Rev. Esc. Minas*, 2015, **68**, 61–68.
- 90 P. M. H. Petter, H. M. Veit and A. M. Bernardes, Evaluation of gold and silver leaching from printed circuit board of cellphones, *Waste Manage.*, 2014, **34** 2, 475–482.
- 91 F. Tesfaye, D. Lindberg and J. Hamuyuni, *Valuable Metals and Energy Recovery from Electronic Waste Streams*, 2017.
- 92 Z. Wu, W. Yuan, J. Li, X. Wang, L. Liu and J. Wang, A critical review on the recycling of copper and precious metals from waste printed circuit boards using hydrometallurgy, *Front. Environ. Sci. Eng.*, 2017, **11**, 1–14.
- 93 G. Chauhan, K. K. Pant and K. D. P. Nigam, Environmental Science Processes & Impacts Chelation technology: a promising green approach for resource management and waste minimization, *Environ. Sci. Technol.*, 2015, **17**, 12–40.
- 94 R. W. Peters, Chelant extraction of heavy metals from contaminated soils, *J. Hazard. Mater.*, 1999, **66**(1), 151–210. <https://www.sciencedirect.com/science/article/pii/S0304389499000102>.
- 95 K.-J. Hong, S. Tokunaga and T. Kajiuchi, Extraction of heavy metals from MSW incinerator fly ashes by chelating agents, *J. Hazard. Mater.*, 2000, **75**, 57–73.
- 96 M. Cheikh, J. P. Magnin, N. Gondrexon and J. Willison, Zinc and lead leaching from contaminated industrial waste sludges using coupled processes, *Environ. Technol.*, 2010, **31**(14), 1577–1585.
- 97 P. Jadhao, G. Chauhan, K. K. Pant and K. D. P. Nigam, Greener approach for the extraction of copper metal from electronic waste, *Waste Manage.*, 2016, **57**, 102–112. <https://europepmc.org/abstract/MED/26597372>.
- 98 M. Pocięcha and D. Lestan, Recycling of EDTA solution after soil washing of Pb, Zn, Cd and As contaminated soil, *Chemosphere*, 2012, **86**(8), 843–846. <https://www.sciencedirect.com/science/article/pii/S0045653511012562>.
- 99 D. Pant, P. Singh and M. K. Upreti, Metal leaching from cathode ray tube waste using combination of *Serratia plymuthica* and EDTA, *Hydrometallurgy*, 2014, **146**, 89–95.
- 100 Z. A. Begum, I. M. M. Rahman, Y. Tate, H. Sawai, T. Maki and H. Hasegawa, Remediation of toxic metal contaminated soil by washing with biodegradable aminopolycarboxylate chelants, *Chemosphere*, 2012, **87**(10), 1161–1170, DOI: [10.1016/j.chemosphere.2012.02.032](https://doi.org/10.1016/j.chemosphere.2012.02.032).
- 101 J. Yoo, C.-D. Lee, J.-S. Yang and K. Baek, Extraction characteristics of heavy metals from marine sediments, *Chem. Eng. J.*, 2013, **228**, 688–699.
- 102 L. Di Palma and R. Mecozzi, Heavy metals mobilization from harbour sediments using EDTA and citric acid as chelating agents, *J. Hazard. Mater.*, 2007, **147**(3), 768–775.
- 103 H. A. Elliott and N. L. Shastri, Extractive Decontamination of Metal-Polluted Soils Using Oxalate, *Water, Air, Soil Pollut.*, 1999, **110**(3), 335–346, DOI: [10.1023/A:1005067404259](https://doi.org/10.1023/A:1005067404259).
- 104 D.-Y. Chung, E. Kim, E.-H. Lee and J.-H. Yoo, Solubility of Rare Earth Oxalate in Oxalic and Nitric Acid Media, *J. Ind. Eng. Chem.*, 1998, **4**, 277–284.
- 105 L. Barbieri, R. Giovanardi, I. Lancellotti and M. Michelazzi, A new environmentally friendly process for the recovery of gold from electronic waste, *Environ. Chem. Lett.*, 2010, **8**(2), 171–178, DOI: [10.1007/s10311-009-0205-2](https://doi.org/10.1007/s10311-009-0205-2).
- 106 A. K. Awasthi and J. Li, An overview of the potential of eco-friendly hybrid strategy for metal recycling from WEEE, *Resour., Conserv. Recycl.*, 2017, **126**, 228–239, DOI: [10.1016/j.resconrec.2017.07.014](https://doi.org/10.1016/j.resconrec.2017.07.014).
- 107 A. M. H. Ghasem and S. Khoramnejadian, The extraction of gold from e-waste by hydrometallurgy, *Orient. J. Chem.*, 2015, **31**(1), 113–120.
- 108 E. Kim, M. Kim, J. Lee and B. D. Pandey, Selective recovery of gold from waste mobile phone PCBs by hydrometallurgical process, *J. Hazard. Mater.*, 2011, **198**, 206–215. <https://www.sciencedirect.com/science/article/pii/S030438941101274X>.
- 109 K. Zhang, Y. Wu, W. X. Wang, B. Li, Y.-N. Zhang and T. Zuo, Recycling indium from waste LCDs: A review, *Resour., Conserv. Recycl.*, 2015, **104**, 276–290.
- 110 J. Yang, T. Retegan and C. Ekberg, Indium recovery from discarded LCD panel glass by solvent extraction, *Hydrometallurgy*, 2013, **137**, 68–77.
- 111 B. Raju, J. R. Kumar, J. Lee, H.-S. Kwon, M. L. Kantam and B. R. Reddy, Separation of platinum and rhodium from chloride solutions containing aluminum, magnesium and iron using solvent extraction and precipitation methods, *J. Hazard. Mater.*, 2012, **227–228**, 142–147.
- 112 S. P. Barik, K. H. Park and C. W. Nam, Process development for recovery of vanadium and nickel from an industrial solid waste by a leaching-solvent extraction technique, *J. Environ. Manage.*, 2014, **146**, 22–28, DOI: [10.1016/j.jenvman.2014.06.032](https://doi.org/10.1016/j.jenvman.2014.06.032).
- 113 M. Gurung, B. Adhikari, H. Kawakita, K. Ohto, K. Inoue and S. Alam, Recovery of gold and silver from spent mobile phones by means of acidthiourea leaching followed by adsorption using biosorbent prepared from persimmon tannin, *Hydrometallurgy*, 2013, **133**, 84–93.
- 114 F. T. Awadalla and G. M. Ritcey, Recovery of Gold from Thiourea, Thiocyanate, or Thiosulfate Solutions by Reduction-Precipitation with a Stabilized Form of Sodium



- Borohydride, *Sep. Sci. Technol.*, 1991, **26**(9), 1207–1228, DOI: [10.1080/01496399108050525](https://doi.org/10.1080/01496399108050525).
- 115 N. N. Joda and F. Rashchi, Recovery of ultra fine grained silver and copper from PC board scraps, *Sep. Purif. Technol.*, 2012, **92**, 36–42.
- 116 J.-W. Ahn, S.-H. Ryu and T. Kim, *Recovery of Tin and Nitric Acid from Spent Solder Stripping Solutions*, 2015, pp. 426–31.
- 117 E. Yazıcı and H. Deveci, *Recovery of Copper Sulphate from Sulphuric Acid Leach Solutions via Solvent Displacement Crystallisation Using Acetone*, 2016.
- 118 T. Oishi, K. Koyama, M. Tanaka and J. Lee, Influence of Electrolyte on an Energy-Saving Copper Recycling Process Using Ammoniacal Alkaline Solutions, *Mater. Trans.*, 2006, **47**, 2871–2876.
- 119 B. C. Tanda, E. A. Oraby and J. J. Eksteen, Recovery of copper from alkaline glycine leach solution using solvent extraction, *Sep. Purif. Technol.*, 2017, **187**, 389–396. <https://www.sciencedirect.com/science/article/pii/S1383586617303854>.
- 120 H. Zhang and D. B. Dreisinger, The recovery of gold from ammoniacal thiosulfate solutions containing copper using ion exchange resin columns, *Hydrometallurgy*, 2004, **72**(3), 225–234. <https://www.sciencedirect.com/science/article/pii/S0304386X0300183X>.
- 121 S. Dhiman and B. Gupta, Partition studies on cobalt and recycling of valuable metals from waste Li-ion batteries via solvent extraction and chemical precipitation, *J. Cleaner Prod.*, 2019, **225**, 820–832, DOI: [10.1016/j.jclepro.2019.04.004](https://doi.org/10.1016/j.jclepro.2019.04.004).
- 122 Y. Chu, M. Chen, S. Chen, B. Wang, K. Fu and H. Chen, Micro-copper powders recovered from waste printed circuit boards by electrolysis, *Hydrometallurgy*, 2015, **156**, 152–157, DOI: [10.1016/j.hydromet.2015.06.006](https://doi.org/10.1016/j.hydromet.2015.06.006).
- 123 H. Cesiulis and N. Tsyntaru, Eco-Friendly Electrowinning for Metals Recovery from Waste Electrical and Electronic Equipment (WEEE), *Coatings*, 2023, **13**(3), 574.
- 124 A. Tripathi and M. Rawat Ranjan, Heavy Metal Removal from Wastewater Using Low Cost Adsorbents, *J. Biorem. Biodegrad.*, 2015, **6**, 315.
- 125 M. Reig, X. Vecino, C. Valderrama, I. Sirés and J. Luis Cortina, Waste-to-energy bottom ash management: Copper recovery by electrowinning, *Sep. Purif. Technol.*, 2023, **311**, 123256.
- 126 X. Guo, H. Qin, Q. Tian and D. Li, Recovery of metals from waste printed circuit boards by selective leaching combined with cyclone electrowinning process, *J. Hazard. Mater.*, 2020, **384**, 121355, DOI: [10.1016/j.jhazmat.2019.121355](https://doi.org/10.1016/j.jhazmat.2019.121355).
- 127 A. Fathima, J. Y. B. Tang, A. Giannis, I. M. S. K. Ilankoon and M. N. Chong, Catalysing electrowinning of copper from E-waste: A critical review, *Chemosphere*, 2022, **298**, 134340. <https://www.sciencedirect.com/science/article/pii/S0045653522008335>.
- 128 C. Modrzynski, J. Z. Bloh and C. Weidlich, Kinetic Investigations of the Electrochemically Assisted Leaching of Metals for the Recycling of Photovoltaics, *J. Electrochem. Soc.*, 2022, **169**(7), 073513.
- 129 J. Lee, U. Von Gunten and J. H. Kim, Persulfate-Based Advanced Oxidation: Critical Assessment of Opportunities and Roadblocks, *Environ. Sci. Technol.*, 2020, **54**(6), 3064–3081.
- 130 Z. Liu, H. Ding, C. Zhao, T. Wang, P. Wang and D. D. Dionysiou, Electrochemical activation of peroxymonosulfate with ACF cathode: Kinetics, influencing factors, mechanism, and application potential, *Water Res.*, 2019, **159**, 111–121, DOI: [10.1016/j.watres.2019.04.052](https://doi.org/10.1016/j.watres.2019.04.052).
- 131 N. A. A. Qasem, R. H. Mohammed and D. U. Lawal, Removal of heavy metal ions from wastewater: a comprehensive and critical review, *npj Clean Water*, 2021, **4**(1), 36.
- 132 M. Karnib, A. Kabbani, H. Holail and Z. Olama, Heavy metals removal using activated carbon, silica and silica activated carbon composite, *Energy Procedia*, 2014, **50**, 113–120.
- 133 X. Zhang, Y. Wang, J. Cai, K. Wilson and A. F. Lee, Bio/hydrochar Sorbents for Environmental Remediation, *Energy Environ. Mater.*, 2020, **3**(4), 453–468.
- 134 M. A. Islam, M. J. Ahmed, W. A. Khanday, M. Asif and B. H. Hameed, Mesoporous activated coconut shell-derived hydrochar prepared via hydrothermal carbonization-NaOH activation for methylene blue adsorption, *J. Environ. Manage.*, 2017, **203**, 237–244, DOI: [10.1016/j.jenvman.2017.07.029](https://doi.org/10.1016/j.jenvman.2017.07.029).
- 135 N. Saha, M. Volpe, L. Fiori, R. Volpe, A. Messineo and M. T. Reza, Cationic dye adsorption on hydrochars of winery and citrus juice industries residues: Performance, mechanism, and thermodynamics, *Energies*, 2020, **13**(18), 1–16.
- 136 Y. Li, L. Li and J. Yu, Applications of Zeolites in Sustainable Chemistry, *Chem*, 2017, **3**(6), 928–949.
- 137 T. Zhang, W. Wang, Y. Zhao, H. Bai, T. Wen, S. Kang, *et al.*, Removal of heavy metals and dyes by clay-based adsorbents: From natural clays to 1D and 2D nanocomposites, *Chem. Eng. J.*, 2021, **420**, 127574, DOI: [10.1016/j.cej.2020.127574](https://doi.org/10.1016/j.cej.2020.127574).
- 138 H. P. d. S. Costa, M. G. C. da Silva and M. G. A. Vieira, Biosorption of aluminum ions from aqueous solutions using non-conventional low-cost materials: A review, *J. Water Process Eng.*, 2021, **40**, 101925, DOI: [10.1016/j.jwpe.2021.101925](https://doi.org/10.1016/j.jwpe.2021.101925).
- 139 M. I. A. Abdel Maksoud, A. M. Elgarahy, C. Farrell, A. H. Al-Muhtaseb, D. W. Rooney and A. I. Osman, Insight on water remediation application using magnetic nanomaterials and biosorbents, *Coord. Chem. Rev.*, 2020, **403**, 213096, DOI: [10.1016/j.ccr.2019.213096](https://doi.org/10.1016/j.ccr.2019.213096).
- 140 N. K. Singh and J. Li, Bio-Extraction of Metals as Secondary Resources from E-Waste, *Appl. Mech. Mater.*, 2015, **768**, 602–611.
- 141 J. Li, T. Xu, J. Liu, J. Wen and S. Gong, A review of current progress of supercritical fluid technologies for e-waste treatment, *Environ. Sci. Pollut. Res.*, 2021, **28**(33), 44622–44637, DOI: [10.1007/s11356-021-15074-z](https://doi.org/10.1007/s11356-021-15074-z).



- 142 H. Brandl, R. Bosshard and M. Wegmann, Computer-munching microbes: metal leaching from electronic scrap by bacteria and fungi, *Hydrometallurgy*, 2001, **59**, 319–326.
- 143 S. Akbari and A. Ahmadi, Chemical Engineering & Processing : Process Intensification Recovery of copper from a mixture of printed circuit boards (PCBs) and sulphidic tailings using bioleaching and solvent extraction processes, *Chem. Eng. Process.*, 2019, **142**, 107584, DOI: [10.1016/j.cep.2019.107584](https://doi.org/10.1016/j.cep.2019.107584).
- 144 B. Mikoda, A. Potysz and E. Kmiecik, Bacterial leaching of critical metal values from Polish copper metallurgical slags using *Acidithiobacillus thiooxidans*, *J. Environ. Manage.*, 2019, **236**, 436–445. <https://www.sciencedirect.com/science/article/pii/S0301479719301835>.
- 145 M. Saidan, B. Brown and M. Valix, Leaching of Electronic Waste Using Biometabolised Acids, *Chin. J. Chem. Eng.*, 2012, **20**(3), 530–534. <https://www.sciencedirect.com/science/article/pii/S1004954111602152>.
- 146 Y. Xie, S. Wang, X. Tian, L. Che, X. Wu and F. Zhao, Leaching of indium from end-of-life LCD panels via catalysis by synergistic microbial communities, *Sci. Total Environ.*, 2019, **655**, 781–786. <https://www.sciencedirect.com/science/article/pii/S0048969718344978>.
- 147 M. Xia, Y.-P. Wang, T. Peng, L. Shen, R. Yu, Y. Liu, *et al.*, Recycling of metals from pretreated waste printed circuit boards effectively in stirred tank reactor by a moderately thermophilic culture, *J. Biosci. Bioeng.*, 2017, **123** 6, 714–721.
- 148 A. I'ldar, J. van de Vossenberg, E. R. Rene, E. D. van Hullebusch and P. N. L. Lens, Two-step bioleaching of copper and gold from discarded printed circuit boards (PCB), *Waste Manage.*, 2016, **57**, 149–157.
- 149 N. Bahaloo-horeh and S. M. Mousavi, Enhanced recovery of valuable metals from spent lithium-ion batteries through optimization of organic acids produced by *Aspergillus niger*, *Waste Manage.*, 2017, **60**, 666–679, DOI: [10.1016/j.wasman.2016.10.034](https://doi.org/10.1016/j.wasman.2016.10.034).
- 150 F. Faraji, R. Golmohammadzadeh and F. Rashchi, Fungal bioleaching of WPCBs using *Aspergillus niger*: Observation, optimization and kinetics, *J. Environ. Manage.*, 2018, **217**, 775–787, DOI: [10.1016/j.jenvman.2018.04.043](https://doi.org/10.1016/j.jenvman.2018.04.043).
- 151 M. Baniasadi, F. Vakilchah, N. Bahaloo-Horeh, S. M. Mousavi and S. Farnaud, Advances in bioleaching as a sustainable method for metal recovery from e-waste: A review, *J. Ind. Eng. Chem.*, 2019, **76**, 75–90, DOI: [10.1016/j.jiec.2019.03.047](https://doi.org/10.1016/j.jiec.2019.03.047).
- 152 D. Mishra, D.-J. Kim, D. E. Ralph, J. Ahn and Y. H. Rhee, Bioleaching of metals from spent lithium ion secondary batteries using *Acidithiobacillus ferrooxidans*, *Waste Manage.*, 2008, **28** 2, 333–338.
- 153 Y. Xin, X. Guo, S. Chen, J. Wang, F. Wu and B. Xin, Bioleaching of valuable metals Li, Co, Ni and Mn from spent electric vehicle Li-ion batteries for the purpose of recovery, *J. Cleaner Prod.*, 2016, **116**, 249–258. <https://www.sciencedirect.com/science/article/pii/S0959652616000056>.
- 154 Y. Hong and M. Valix, Bioleaching of electronic waste using acidophilic sulfur oxidising bacteria, *J. Cleaner Prod.*, 2014, **65**, 465–472.
- 155 A. Marra, A. Cesaro, E. R. Rene, V. Belgiorno and P. N. L. Lens, Bioleaching of metals from WEEE shredding dust, *J. Environ. Manage.*, 2018, **210**, 180–190.
- 156 V. A. Pham and Y. P. Ting, Gold Bioleaching of Electronic Waste by Cyanogenic Bacteria and its Enhancement with Bio-Oxidation, *Adv. Mater. Res.*, 2009, **71–73**, 661–664.
- 157 A. R. K. Gollakota, N. Kishore and S. Gu, A review on hydrothermal liquefaction of biomass, *Renewable Sustainable Energy Rev.*, 2018, **81**, 1378–1392.
- 158 W. Gu, J. Bai, B. Dong, X. Zhuang, J. Zhao, C.-L. Zhang, *et al.*, Enhanced bioleaching efficiency of copper from waste printed circuit board driven by nitrogen-doped carbon nanotubes modified electrode, *Chem. Eng. J.*, 2017, **324**, 122–129.
- 159 A. Priya and S. Hait, Extraction of metals from high grade waste printed circuit board by conventional and hybrid bioleaching using *Acidithiobacillus ferrooxidans*, *Hydrometallurgy*, 2018, **177**, 132–139, DOI: [10.1016/j.hydromet.2018.03.005](https://doi.org/10.1016/j.hydromet.2018.03.005).
- 160 W. Gu, J. Bai, B. Dong, X. Zhuang, J. Zhao, C. Zhang, *et al.*, Catalytic effect of graphene in bioleaching copper from waste printed circuit boards by *Acidithiobacillus ferrooxidans*, *Hydrometallurgy*, 2017, **171**, 172–178. <https://www.sciencedirect.com/science/article/pii/S0304386X16308982>.
- 161 K. Li and Z. Xu, Application of supercritical water to decompose brominated epoxy resin and environmental friendly recovery of metals from waste memory module, *Environ. Sci. Technol.*, 2015, **49**(3), 1761–1767.
- 162 E. Hsu, C. J. Durning, A. C. West and A.-H. A. Park, Enhanced extraction of copper from electronic waste via induced morphological changes using supercritical CO₂, *Resour., Conserv. Recycl.*, 2021, **168**, 105296. <https://www.sciencedirect.com/science/article/pii/S092134492030611X>.
- 163 S. Sanyal, Q. Ke, Y. Zhang, T. H. Ngo, J. Carrell, H. Zhang, *et al.*, Understanding and optimizing delamination/recycling of printed circuit boards using a supercritical carbon dioxide process, *J. Cleaner Prod.*, 2013, **41**, 174–178.
- 164 F. Xiu, Y. Qi, S. Wang, W. Nie, H. Weng and M. Chen, Application of critical water-alcohol composite medium to treat waste printed circuit boards: Oil phase products characteristic and debromination, *J. Hazard. Mater.*, 2018, **344**, 333–342.
- 165 Y. Wang and F.-S. Zhang, Degradation of brominated flame retardant in computer housing plastic by supercritical fluids, *J. Hazard. Mater.*, 2012, **205–206**, 156–163.
- 166 C. O. Calgaro, D. F. Schlemmer, M. D. C. R. Silva, E. V. Maziero, E. H. Tanabe and D. A. Bertuol, Fast copper extraction from printed circuit boards using supercritical carbon dioxide, *Waste Manage.*, 2015, **45**, 289–297, DOI: [10.1016/j.wasman.2015.05.017](https://doi.org/10.1016/j.wasman.2015.05.017).



- 167 F. Xiu, H. Weng, Y. Qi, G. Yu, Z. Zhang, F.-S. Zhang, *et al.*, A novel recovery method of copper from waste printed circuit boards by supercritical methanol process: Preparation of ultrafine copper materials, *Waste Manage.*, 2017, **60**, 643–651.
- 168 K.-X. Liu, Z. Zhang and F.-S. Zhang, Direct extraction of palladium and silver from waste printed circuit boards powder by supercritical fluids oxidation-extraction process, *J. Hazard. Mater.*, 2016, **318**, 216–223.
- 169 K.-Y. Li and Z. Xu, A review of current progress of supercritical fluid technologies for e-waste treatment, *J. Cleaner Prod.*, 2019, **227**, 794–809.
- 170 M. Xing and F.-S. Zhang, Degradation of brominated epoxy resin and metal recovery from waste printed circuit boards through batch sub/supercritical water treatments, *Chem. Eng. J.*, 2013, **219**, 131–136.
- 171 K. Liu and F.-S. Zhang, Innovative leaching of cobalt and lithium from spent lithium-ion batteries and simultaneous dechlorination of polyvinyl chloride in subcritical water, *J. Hazard. Mater.*, 2016, **316**, 19–25. <https://www.sciencedirect.com/science/article/pii/S0304389416304435>.
- 172 F.-R. Xiu, Y. Qi and F.-S. Zhang, Recovery of metals from waste printed circuit boards by supercritical water pre-treatment combined with acid leaching process, *Waste Manage.*, 2013, **33**(5), 1251–1257. <https://www.sciencedirect.com/science/article/pii/S0956053X13000536>.
- 173 C. S. Tiwary, S. Kishore, R. Vasireddi, D. R. Mahapatra, P. M. Ajayan and K. Chattopadhyay, Electronic waste recycling via cryo-milling and nanoparticle beneficiation, *Mater. Today*, 2017, **20**(2), 67–73. <https://www.sciencedirect.com/science/article/pii/S1369702116303972>.
- 174 F.-R. Xiu, Y. Qi and F.-S. Zhang, Leaching of Au, Ag, and Pd from waste printed circuit boards of mobile phone by iodide lixiviant after supercritical water pre-treatment, *Waste Manage.*, 2015, **41**, 134–141. <https://www.sciencedirect.com/science/article/pii/S0956053X15001038>.
- 175 Z. Roskova, R. Skarohlid and L. McGachy, Siderophores: an alternative bioremediation strategy?, *Sci. Total Environ.*, 2022, **819**, 153144. <https://www.sciencedirect.com/science/article/pii/S0048969722002340>.
- 176 T. G. Ambaye, M. Vaccari, F. D. Castro, S. Prasad and S. Rtimi, Emerging technologies for the recovery of rare earth elements (REEs) from the end-of-life electronic wastes: a review on progress, challenges, and perspectives, *Environ. Sci. Pollut. Res.*, 2020, **27**(29), 36052–36074.
- 177 A. Batnasan, *et al.*, Gold recovery from Waste Printed Circuit Boards by Advanced Hydrometallurgical Processes, *Mater. Trans.*, 2019, **60**, 287–296.
- 178 C. J. Oh, *et al.*, Selective leaching of valuable metals from waste printed circuit boards, *J. Air Waste Manage. Assoc.*, 2003, **53**(7), 897–902.

