

Cite this: *Chem. Sci.*, 2023, 14, 9838

All publication charges for this article have been paid for by the Royal Society of Chemistry

Received 21st July 2023

Accepted 12th August 2023

DOI: 10.1039/d3sc03778a

rsc.li/chemical-science

# A unified strategy for the synthesis of aldohexoses by boronate assisted assembly of $\text{CH}_2\text{X}_2$ derived $\text{C}_1$ -building blocks†‡

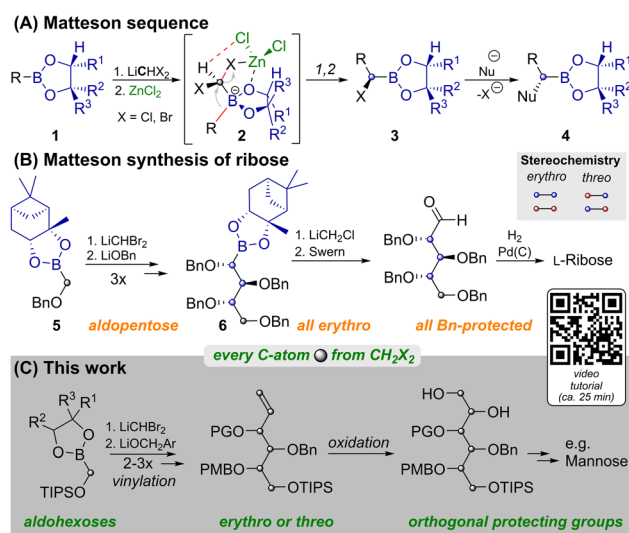
Sujenth Kirupakaran, Glib Arago and Christoph Hirschhäuser \*

A synthetic strategy for all aldohexoses with individually addressable protecting groups from dihalomethane  $\text{C}_1$ -units is reported. The underlying synthesis of  $\text{C}_6$ -sugar alcohols relies on three consecutive Matteson sequences, vinylation and bishydroxylation. *Erythro* and *threo* isomers have been realized for every glycol motif by strategic variation of the sequence.

Carbohydrates are of immense biological importance as a source of energy and as complex chiral scaffolds that participate in numerous recognition processes.<sup>1</sup> Deciphering this “glycocode” is a task, which requires modern analytics as well as organic synthesis.<sup>2</sup> Nowadays oligosaccharides can even be prepared in an automated manner from orthogonally protected monosaccharides.<sup>3</sup> Syntheses of the latter often still rely on ex-chiral pool strategies, each of which has to face the challenge of differentiating five similar hydroxyl groups.<sup>4</sup> *De novo* syntheses, such as the ones developed by Sharpless,<sup>5</sup> Danishefsky<sup>6</sup> or MacMillan<sup>7</sup> approach this problem from the bottom up. Strategies based on  $\text{C}_1$ -building blocks, like those by Fischer,<sup>8</sup> Dondoni<sup>9</sup> and Matteson<sup>10</sup> could allow for maximal protecting group variability and enable isotopic labelling of individual atoms.<sup>11</sup> However, each of these methods has its individual limitations<sup>12</sup> and no unified  $\text{C}_1$ -based strategy to aldohexoses had been reported until now. One key to our route is the Matteson homologation (MH) shown in Scheme 1A.<sup>13</sup> This sequence employs chiral boronic esters (**1**), which react with a lithiated dihalomethane and  $\text{ZnCl}_2$  at low temperatures. In the resulting ate complex (**2**) electrostatic interactions<sup>14</sup> between the zinc bound chloride atoms and the carbenoid C–H favour an anti-periplanar arrangement of one C–X-bond relative to the boronate R-group. Upon warming 1,2-rearrangement results in the diastereoselective formation of  $\alpha$ -halo boronates (**3**). Reaction with various nucleophiles yields  $\alpha$ -chiral boronates (**4**) under stereochemical inversion. Thus MHs are highly useful for preparing heteroatom rich motifs.<sup>16</sup>

As shown in Scheme 1B, iterative MH and substitution with alkoxides can lead to carbohydrate like structures. This was applied by Matteson to the synthesis of *L*-ribose.<sup>10</sup> While MH

and substitution with  $\text{LiOBn}$  worked well for the  $\text{C}_1$ -building block **5**, and two more homologs, further homologation proved to be problematic. Attempts to react **6** with  $\text{LiCHBr}_2$  led to intractable mixtures and the use of  $\text{LiCHCl}_2$  only allowed for the indirect detection of product traces. The route was thus concluded by homologation with  $\text{LiCH}_2\text{Cl}$ , which does not allow for installation of another stereocenter. For detailed discussion of this surprising limitation, an explanatory hypothesis and supporting evidence see the ESI.† Importantly this restricted Matteson's synthesis to ribose (an aldopentose),<sup>15</sup> while most biologically relevant monosaccharides are hexoses. Thus, a  $\text{C}_1$ -based synthesis of aldohexoses that allows for (i) installing individual protecting groups, (ii) choosing the configuration at each stereocenter and (iii) potentially introducing isotopic labels at every individual atom, remained an open challenge.<sup>11</sup>



Scheme 1 Matteson reactions in the synthesis of monosaccharides. YouTube tutorial: <https://youtu.be/vXy5oVavJUU>.

University of Duisburg-Essen, Universitätsstr. 5-7, 45117 Essen, Germany. E-mail: Christoph.hirschhaeuser@uni-due.de

† Dedicated to Prof. Hans-Günther Schmalz on the occasion of his 66th birthday.

‡ Electronic supplementary information (ESI) available. See DOI: <https://doi.org/10.1039/d3sc03778a>



We achieved this by preparing orthogonally protected versions of prototypical sugar alcohols from  $\text{CH}_2\text{X}_2$  building blocks through three MHs, vinylation and bishydroxylation (Scheme 1C). By strategically combining different homologation and vinylation strategies, both *erythro* and *threo* isomers were realized. Conversion of the sugar alcohols into aldohexoses can be achieved by oxidation of either terminal hydroxyl functionality. By combining this with a short synthesis of the vinylation agent from  $\text{CH}_2\text{X}_2$  building blocks we paved the way for the late-stage introduction of isotopic labels.

To start the discussion with the stereochemically most basic example, the synthesis of allitol **12a** is depicted in Scheme 2. It begins with the  $\text{CH}_2\text{Br}_2$  derived  $\text{C}_1$ -building block **7a**. MH with  $\text{LiCHBr}_2$  and substitution with  $\text{LiOPMB}$  delivered the  $\text{C}_2$ -building block **8a**. Two consecutive MHs, which are followed by substitution with an alkoxide, produce a masked *erythro* glycol motif. Thus, a second MH and substitution with  $\text{LiOBn}$  delivered **9a**, with an *erythro* relationship between  $\text{C}^2$  and  $\text{C}^3$  (as IUPAC priorities change during the route, carbon atoms are numbered according to their introduction in this article). Another homologation and substitution with  $\text{LiOBn}$  yielded **10a** in 47% yield after two steps.<sup>18</sup> While other alkoxide based protecting groups could have been used here, a second benzyl group was chosen, to allow for confirmation of the relative configuration by direct comparison (see ESI†). Vinylation of **10a** was achieved by Zweifel-olefination.<sup>17</sup> Although this reaction had not been described for the sterically hindered and thermodynamically stable pinanediol boronic esters, it proceeded reasonably well after some optimization (see ESI†) yielding **11a**. The product contained some unidentified contaminations, which were removed after the next step, in which Sharpless bishydroxylation delivered the desired allitol-derivative **12a** (32% yield, calculated over both steps). Several silyl ethers at  $\text{C}^1$

were tested but neither the use of TBS- (*tert*-butyldimethylsilyl) nor TBDPS-groups (*tert*-butyldiphenyl-silyl) on the first hydroxyl group allowed for introduction of a forth carbon atom (**13** → **14**). This was quite surprising as a third Matteson-sequence had worked well for the benzyl-derivative **6**. Indeed, homologation of **13** to bromides **15** proceeded with reasonable efficiency, but subsequent substitution with  $\text{LiOBn}$  led to decomposition. This was attributed to competing nucleophilic attack of benzoate on the silyl ether. We suspected that the latter was activated by an intramolecular O–B interaction, which simultaneously deactivates the boron-atom as an electrophile. By using the TIPS-group (triisopropylsilyl) this side reaction was avoided, through better shielding of the silicon atom (further discussion in ESI†).<sup>19</sup>

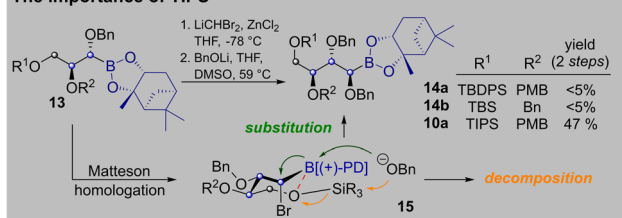
In order to extend the route to other diastereomers it was necessary to modify the synthesis, so that *threo*-glycols could be obtained. This was a particular challenge for the three stereocenters generated by Matteson homologation as the exchange of the pinanediol director is quite cumbersome.<sup>20</sup> Thus the route was modified as shown in Scheme 3.

In order to establish a *threo*-relationship between  $\text{C}^2$  and  $\text{C}^3$  the synthesis starts with *S,S*-dicyclohexylethylenediol (*S,S*-DICHED)<sup>21</sup> boronic ester **7b**. Homologation and substitution analogously to Scheme 2 delivered **8b-1**. The greater thermodynamic stability of pinanediol boronic esters<sup>22</sup> allowed for transesterification to **8b-2** with (+)-pinanediol in  $\text{Et}_2\text{O}$ ,<sup>15</sup> as well as recovery of the precious *S,S*-DICHED auxiliary. However, once this card had been played and the more stable pinanediol boronate was formed, a different strategy had to be applied. In order to establish a *threo* relationship between  $\text{C}^3$  and  $\text{C}^4$ , the third Matteson homologation was followed by substitution with vinylmagnesium bromide<sup>23</sup> and oxidation to **16b**. In contrast to Scheme 2 the C–B bond is now converted into the new C–O bond, while the vinyl group is introduced under inversion.

### Synthesis of a protected $\text{C}_6$ -sugar-alcohol

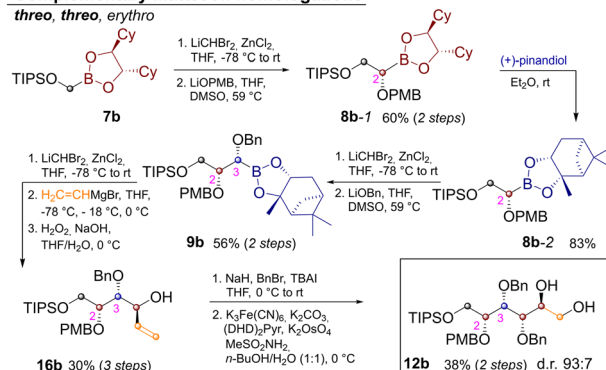


### The importance of TIPS

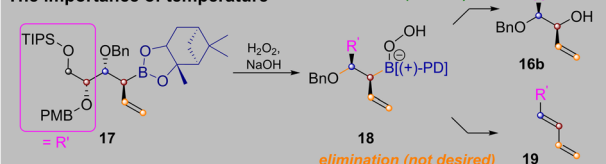


Scheme 2 Synthesis of protected allitol and associated challenges.

### Complementary Matteson homologations



### The importance of temperature



Scheme 3 Synthesis of protected L-glucitol and associated challenges.

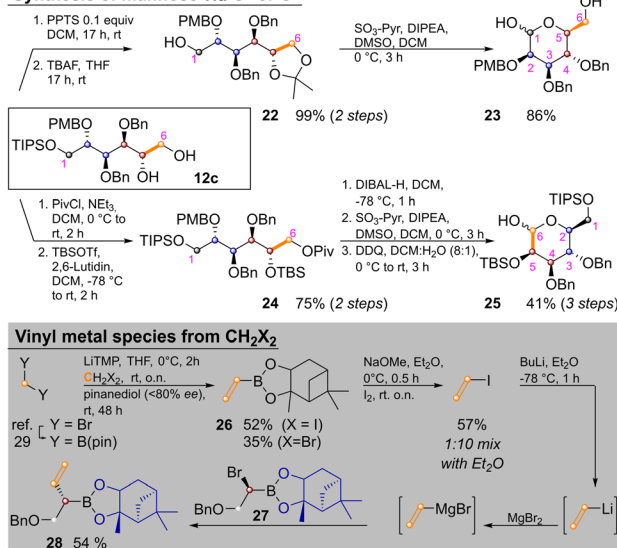


Benzyl protection and Sharpless-bishydroxylation delivered the desired glucitol **12b**. Surprisingly the seemingly simple combination of a Matteson sequence and a boronate oxidation in **9b** → **16b** proved to be quite challenging. Competing elimination reactions, such as the one from **18** to the conjugated diene **19** had to be suppressed by a strict temperature regime. Therefore, **9b** was homologated as usual. Substitution with vinylmagnesium bromide to **17** required addition of the Grignard reagent at  $-78\text{ }^{\circ}\text{C}$ , storage in a freezer over night at  $-18\text{ }^{\circ}\text{C}$  and stirring for 4 h at  $0\text{ }^{\circ}\text{C}$ . Instead of isolating **17**,  $\text{H}_2\text{O}_2$  was added at  $0\text{ }^{\circ}\text{C}$  and the reaction was kept at this temperature for 4 h, before the reaction was quenched by the addition of  $\text{Na}_2\text{S}_2\text{O}_3$  (see ESI† for further discussion).

By appropriately combining the two complementary strategies shown in Schemes 2 and 3 all but two aldohexoses should be available. However, both idose and galactose are still elusive at this point, as they have *threo* relationships between  $\text{C}^2$  and  $\text{C}^3$  as well as  $\text{C}^4$  and  $\text{C}^5$  and so far we have only shown how to establish an *erythro* relationship by Sharpless bishydroxylation. Thus Scheme 4 depicts the synthesis of mannitol **12c** and its inversion to epoxide **20**, which has the desired *threo* relationship between  $\text{C}^4$  and  $\text{C}^5$ . This required homologation of **9a**, substitution with vinylmagnesium bromide and oxidation to **16c**. Benzoylation yielded **11c** and Sharpless-bishydroxylation delivered mannitol **12c**. Acylation of the primary hydroxide, mesylation of the remaining alcohol and epoxide closure by basic ester cleavage (with concomitant substitution of the mesylate) produced **20**.<sup>27</sup>

L-Mannitol **12c** was chosen as a last example for several reasons: firstly to demonstrate the ease with which the routes in Schemes 2 and 3 can be combined. Secondly chemically labelled mannose-derivatives are notoriously hard to track in biological systems, which makes isotope labelled derivatives of great value.<sup>24</sup> Finally, several mannitol derivatives are commercially available. This allowed us to confirm the relative configuration of the Sharpless bishydroxylation products by direct comparison (see ESI†).<sup>25</sup> In these reactions very strong substrate control is exhibited by the allylic stereocenter favoring

### Synthesis of mannose via $\text{C}^1$ or $\text{C}^6$



Scheme 5 Synthesis of L-mannose and vinyl iodide from  $\text{C}_1$ -units.

the *erythro*-product. This is in accordance with predictions of the Houk-model **21** (Scheme 4, see ESI† for complete table and discussion).<sup>26</sup> While an oxidative method that allows for choosing the desired configuration at this last stereocenter directly would still be preferable, positioning of the diol nevertheless allows for straight forward inversion as demonstrated by conversion into **20**.<sup>27</sup> Finally two methods for converting the prepared sugar-alcohols into carbohydrates were probed on **12c** (Scheme 5).<sup>28</sup>

Temporary ketal protection of diol **12c** and selective cleavage of the TIPS group delivered **22** in 99% yield. Parikh–Doering oxidation of the free hydroxide at  $\text{C}^1$  proceeded under ketal cleavage leading to L-mannose derivative **23** in 86% yield. In it only the easily distinguishable primary and anomeric hydroxyl groups are unprotected. The three secondary hydroxyl groups are masked by orthogonal protecting groups, the placement of which could be easily varied. In some cases it might be advantageous to convert sugar alcohols of type **12** into an aldohexose via the other terminus (*i.e.*,  $\text{C}^6$ ). This was achieved by orthogonal protection of **12c**, yielding **24** in 75% yield over two steps. Pivaloyl deprotection, Parikh–Doering oxidation and PMB cleavage led to **25** in 41% yield over three steps. These two options could allow for late-stage introduction of isotopic labels, as three of six carbon atoms are introduced in the final homologation/vinylation sequence. To enable this, a route to vinyl metal species from  $\text{C}_1$ -building blocks (*i.e.*,  $\text{CH}_2\text{X}_2$ ) was developed: bis(pinacolato)borylmethane<sup>29</sup> was lithiated and reacted with either dibromo- or diiodomethane as described by Morken and coworkers,<sup>30</sup> yielding vinyl pinacol boronic ester. This product is highly volatile, but transesterification with pinanediol to **26** enabled purification by flash chromatography. Reaction of **26** with NaOMe and  $\text{I}_2$  yielded vinyl iodide. Vinyllithium (the preferred reagent for Zweifel reactions)<sup>17</sup> was obtained by iodo-lithium exchange. Efficient reaction with  $\alpha$ -bromoboronate **27**, required transmetalation with  $\text{MgBr}_2$ .

### Combining routes and controlling the last stereocenter



Scheme 4 Synthesis of protected L-mannitol **12c** and inversion to epoxide **20**.

## Conclusions

All in all we have developed a highly modular route that opens up a vast field of opportunities for the synthesis of differentially protected sugar alcohols and carbohydrates. By combining the different approaches depicted in Schemes 2–4 a wide variety of C<sub>6</sub>-sugar alcohols and by extension all natural and unnatural aldohexoses become available. Two consecutive MHs, followed by substitution with an alkoxide lead to *erythro*-C<sub>3</sub> building block **9a**. To introduce a C<sup>2</sup>–C<sup>3</sup> *threo*-relationship the chiral director can be changed from DICHD to pinanediol. The transesterification proceeds readily and allows for recovery of the valuable DICHD auxiliary. Both enantiomers of DICHD and pinanediol are available, so that all stereoisomers of C<sub>3</sub>-building blocks of type **9** are accessible. To gain control over the relationship between C<sup>3</sup> and C<sup>4</sup> a strategic crossroad was incorporated in the next homologation. A vinyl group was introduced either by Zweifel olefination (*erythro*) or Matteson substitution (*threo*). Thereby C<sub>3</sub>-building blocks of type **9** can be converted into vinyl tetrol of type **11**, again with the potential for making all stereoisomers. For installing the final glycol moiety Sharpless bishydroxylation was employed. Unfortunately overwhelming substrate control only allowed for the direct synthesis of sugar alcohols of type **12** with a C<sup>4</sup>–C<sup>5</sup>-*erythro* configuration. In order to obtain a C<sup>4</sup>–C<sup>5</sup>-*threo* configuration at this position conversion into epoxide **20** was necessary. Some first attempts at epoxide opening to a diol of type **12** (with a C<sup>4</sup>–C<sup>5</sup>-*threo* configuration) were plagued by side reactions (see ESI†). Fortunately this only affects the synthesis of monosaccharides with both C<sup>2</sup>–C<sup>3</sup>-*threo* and C<sup>4</sup>–C<sup>5</sup>-*threo* configurations (*i.e.*, galactose and idose). For these cases the corresponding epoxides might be better converted into hexoses along the lines of Sharpless's carbohydrate synthesis.<sup>31</sup> In all other cases conversion into the desired aldohexoses can be achieved by appropriate cyclisation *via* C<sup>1</sup> or C<sup>6</sup> due to the orthogonal silyloxy group at C<sup>1</sup> (Scheme 5). Another advantage of these two cyclisation options arises as half of the carbon scaffold is introduced in the last homologation/vinylation sequence. The required vinyl metal species can be prepared from two (CH<sub>2</sub>X<sub>2</sub> derived) C<sub>1</sub> building blocks (Scheme 5). By choosing the appropriate cyclisation route an isotopic label could thus be placed at every position in the aldohexose scaffold. Thus this C<sub>1</sub> based *de novo* approach to aldohexoses is uniquely suited for the synthesis of labelled aldohexoses, which we plan to pursue in the near future.

## Data availability

All experimental and characterization data, as well as pictures of NMR spectra are available in the ESI.†

## Author contributions

S. K. developed the synthesis of aldohexoses; G. A. developed the synthesis of vinyl metal species from C<sub>1</sub>-units; C. H. conceived the project and wrote the manuscript.

## Conflicts of interest

There are no conflicts to declare.

## Acknowledgements

Funding from Deutsche Forschungsgemeinschaft (DFG; 371758729) is acknowledged.

## Notes and references

- (a) A. Varki and J. B. Lowe, *Essentials of Glycobiology*, ed. A. Varki, Cold Spring Harbor Laboratory Press, Cold Spring Harbour, New York, 2nd edn, 2009, p. 80; (b) Y. van Kooyk and G. A. Rabinovich, *Nat. Immunol.*, 2008, **9**, 593; (c) R. D. Cummings, *Mol. Biosyst.*, 2009, **5**, 1087.
- M. C. Galan, R. A. Jones and A.-T. Tran, *Carbohydr. Res.*, 2013, **375**, 35.
- (a) E. R. Palmacci, M. C. Hewitt and P. H. Seeberger, *Angew. Chem., Int. Ed.*, 2001, **40**, 4433; (b) O. J. Plante, E. R. Palmacci and P. H. Seeberger, *Science*, 2001, **291**, 1523; (c) L. G. Melean, K. R. Love and P. H. Seeberger, *Carbohydr. Res.*, 2002, **337**, 1893; (d) P. H. Seeberger, *Nat. Rev. Drug Discovery*, 2003, **6**, 521; (e) O. J. Plante and P. H. Seeberger, *Curr. Opin. Drug Discovery Dev.*, 2003, **6**, 521; (f) P. H. Seeberger and D. B. Werz, *Nat. Rev. Drug Discovery*, 2005, **4**, 751; (g) P. H. Seeberger and B. Castagner, *Combinatorial Chemistry on Solid Supports*, 2007, vol. 278, p. 289; (h) P. H. Seeberger, *Chem. Soc. Rev.*, 2008, **37**, 19; (i) P. H. Seeberger, *Acc. Chem. Res.*, 2015, **48**, 1450.
- A. Z. Aljahdali, P. Shi, Y. Zhong and G. A. O'Doherty, *Adv. Carbohydr. Chem. Biochem.*, 2013, **70**, 55.
- (a) S. Y. Ko, A. W. M. Lee, S. Masamune, L. A. Reed, K. B. Sharpless III and F. J. Walker, *Science*, 1983, **220**, 949; (b) S. Ko, A. W. M. Lee and S. Masamune, *Tetrahedron*, 1990, **46**, 245; (c) I. Henderson, K. B. Sharpless and C. Wong, *J. Am. Chem. Soc.*, 1994, **116**, 558.
- (a) S. J. Danishefsky, G. Phillips and M. Ciufolini, *Carbohydr. Res.*, 1987, **171**, 317; (b) S. J. Danishefsky and M. P. DeNinno, *Angew. Chem.*, 1987, **26**, 15; (c) S. J. Danishefsky, W. H. Pearson and B. E. Segmüller, *J. Am. Chem. Soc.*, 1985, **107**, 1280.
- A. B. Northrup and D. W. MacMillan, *Science*, 2004, **305**, 1752.
- (a) E. Fischer and J. Tafel, *Ber.*, 1889, **22**, 97; (b) E. Fischer, *Ber.*, 1890, **23**, 370.
- (a) A. Dondoni, G. Fantin, M. Fogagnolo and A. Medici, *Angew. Chem., Int. Ed.*, 1986, **25**, 835; (b) A. Dondoni and D. Perrone, *Aldrichim. Acta*, 1997, **30**, 35.
- D. S. Matteson and M. L. Peterson, *J. Org. Chem.*, 1987, **52**, 5116.
- D. S. Matteson, A. A. Kandil and R. Soundararajan, *J. Am. Chem. Soc.*, 1990, **112**, 3964.
- S. Kirupakaran, H.-G. Korth and C. Hirschhäuser, *Synthesis*, 2018, **50**, 2307.
- (a) D. S. Matteson, *Acc. Chem. Res.*, 1988, **21**, 294; (b) D. S. Matteson, *Pure Appl. Chem.*, 1991, **63**, 339; (c)





- D. S. Matteson, K. M. Sadhu, R. Ray, P. K. Jesthi, M. L. Peterson, D. Majumdar, D. J. S. Tsai, G. D. Hurst and E. Erdik, *J. Organomet. Chem.*, 1985, **281**, 15; (d) D. S. Matteson, K. M. Sadhu, R. Ray, M. L. Peterson, D. Majumdar, G. D. Hurst, P. K. Jesthi, D. J. S. Tsai and E. Erdik, *Pure Appl. Chem.*, 1985, **57**, 1741, reviews: (e) S. P. Thomas, R. M. French, V. Jheengut and V. K. Aggarwal, *Chem. Rec.*, 2009, **9**, 24; (f) D. S. Matteson, *J. Org. Chem.*, 2013, **78**, 10009; (g) D. S. Matteson, B. S. Collins, V. K. Aggarwal and E. Ciganek, *Org. React.*, 2021, **105**, 427–860; For a comprehensive overview on homologation chemistry see: (h) V. Pace, *Homologation Reactions: Reagents, Applications, and Mechanisms*, Wiley-VCH GmbH, Weinheim, 2023.
- 14 V. Fasano and V. K. Aggarwal, *Tetrahedron*, 2021, **78**, 131810.
- 15 Synthesis of nucleoside analogs by Matteson homologations: B. Ju Kim, J. Zhang, S. Tan, D. S. Matteson, W. H. Prusoff and Y.-C. Cheng, *Org. Biomol. Chem.*, 2012, **10**, 9349.
- 16 While substrate controlled boronate homologations superseded MHs in many ways, silanes have been the only type of masked hydroxyl group incorporated by these homologations: (a) V. K. Aggarwal, M. Binanzer, M. C. de Ceglie, M. Gallanti, B. W. Glasspoole, S. J. F. Kendrick, R. P. Sonawane, A. Vázquez-Romero and M. P. Webster, *Org. Lett.*, 2011, **13**, 1490; (b) A. L. Hoyt and P. R. Blakemore, *Org. Biomol. Chem.*, 2015, **13**, 3781; (c) T. Bootwicha, J. M. Feilner, E. L. Myers and V. K. Aggarwal, *Nat. Chem.*, 2017, **9**, 896; Thus MHs are still used in state of the art syntheses targeting heteroatom rich molecules: (d) T. Kinsinger, P. Schäfer and U. Kazmaier, *Org. Lett.*, 2023, **25**, 3303; (e) T. Kinsinger and U. Kazmaier, *Org. Lett.*, 2022, **24**, 3599.
- 17 (a) G. Zweifel, H. Arzoumanian and C. C. Whitney, *J. Am. Chem. Soc.*, 1967, **89**, 3652; (b) G. Zweifel, N. L. Polston and C. C. Whitney, *J. Am. Chem. Soc.*, 1968, **90**, 6243; (c) G. Zweifel, R. P. Fisher, J. T. Snow and C. C. Whitney, *J. Am. Chem. Soc.*, 1972, **94**, 6560; For recent reviews see: (d) R. Armstrong and V. Aggarwal, *Synthesis*, 2017, **49**, 3323; (e) K. Bojaryn and C. Hirschhäuser, *Chem.-Eur. J.*, 2022, **28**, e202104125.
- 18 The yield for **10a** was slightly diminished, since even a small degree of O–B-coordination favors competing elimination.
- 19 See ESI† for attempts to overcome the 4-homologation-barrier.
- 20 (a) S. J. Coutts, J. Adams, D. Krolkowski and R. J. Snow, *Tetrahedron Lett.*, 1994, **35**, 5109; (b) H. C. Brown and M. V. Rangaishenvi, *J. Organomet. Chem.*, 1988, **358**, 15.
- 21 (a) R. W. Hoffmann, K. Ditrach, G. Köster and R. Stürmer, *Chem. Ber.*, 1989, **122**, 1783; (b) K. B. Sharpless, W. Amberg, Y. L. Bennani, G. A. Crispino, J. Hartung, K. S. Jeong, H. L. Kwong, K. Morikawa and Z. M. Wang, *J. Org. Chem.*, 1992, **57**, 2768; (c) W. C. Hiscox and D. S. Matteson, *J. Org. Chem.*, 1996, **61**, 8315; (d) K. Bojaryn, C. Hoffmann, F. R. Struth and C. Hirschhäuser, *Synlett*, 2018, **29**, 1092.
- 22 C. D. Roy and H. C. Brown, *J. Organomet. Chem.*, 2007, **692**, 784.
- 23 (a) F. R. Struth and C. Hirschhäuser, *Eur. J. Org. Chem.*, 2016, **2016**, 958; (b) T. Kinsinger and U. Kazmaier, *Org. Lett.*, 2022, **24**, 3599.
- 24 H. R. A. Jonker, K. Saxena, A. Shcherbakova, B. Tiemann, H. Bakker and H. Schwalbe, *Angew. Chem., Int. Ed.*, 2020, **59**, 20659.
- 25 (a) E. N. Jacobsen, I. Marko, M. B. France, J. S. Svendsen and K. B. Sharpless, *J. Am. Chem. Soc.*, 1989, **111**, 737; (b) H. C. Kolb, P. G. Andersson, Y. L. Bennani, G. A. Crispino, K. S. Jeong, H. L. Kwong and K. B. Sharpless, *J. Am. Chem. Soc.*, 1993, **115**, 12226; (c) H. C. Kolb, M. S. VanNieuwenhze and K. B. Sharpless, *Chem. Rev.*, 1994, **94**, 2483.
- 26 (a) J. Haller, T. Strassner and K. N. Houk, *J. Am. Chem. Soc.*, 1997, **119**, 8031; (b) E. Vedejs and C. K. McClure, *J. Am. Chem. Soc.*, 1986, **108**, 1094.
- 27 (a) K. Sato, S. Akai, H. Youda, M. Kojima, M. Sakuma, S. Inaba and K. Kurosawa, *Tetrahedron Lett.*, 2005, **46**, 237; (b) Y. Le Merrer, C. Gravier-Pelletier, J. Dumas and J. C. Depezay, *Tetrahedron Lett.*, 1990, **31**, 1003; (c) T. Uchiyama and O. Hindsgaul, *J. Carbohydr. Chem.*, 1998, **17**, 1181.
- 28 Also see: (a) E. Dibello, D. Gamenara and G. A. Seoane, *Synthesis*, 2017, **49**, 1087; (b) R. Che, Q. Zhu, J. Yu, J. Li, J. Yu and W. Lu, *Tetrahedron*, 2017, **73**, 6172; (c) T. Uchiyama and O. Hindsgaul, *J. Carbohydr. Chem.*, 1998, **17**, 1181; (d) B. Doboszewski and P. Herdewijn, *Tetrahedron Lett.*, 2012, **53**, 2253.
- 29 Z.-Q. Zhang, C.-T. Yang, L.-J. Liang, B. Xiao, X. Lu, J.-H. Liu, Y.-Y. Sun, T. B. Marder and Y. Fu, *Org. Lett.*, 2014, **16**, 6342.
- 30 J. R. Coombs, Z. Zhang and J. P. Morken, *Org. Lett.*, 2015, **17**, 1708.
- 31 This hydrolysis of **20** (ESI†) delivered only minimal yields: (a) B. Schmidt, O. Kunz and A. Biernat, *J. Org. Chem.*, 2010, **75**, 2389; Reaction of epoxides to hexoses: (b) S. Y. Ko, A. W. M. Lee, S. Masamune, L. A. Reed, K. Barry Sharpless and F. J. Walker, *Tetrahedron*, 1990, **46**, 245; (c) X. Yu and G. O'Doherty, *ACS Symp. Ser.*, 2008, **3**; (d) A. Z. Aljahdali, P. Shi, Y. Zhong and G. A. O'Doherty, *Adv. Carbohydr. Chem. Biochem.*, 2013, **69**, 55.

