


 Cite this: *Chem. Commun.*, 2023, 59, 2763

 Received 16th December 2022,  
 Accepted 6th February 2023

DOI: 10.1039/d2cc06864h

[rsc.li/chemcomm](https://rsc.li/chemcomm)

## Solvent-free hydroboration of alkenes and alkynes catalyzed by rhodium-ruthenium nanoparticles on carbon nanotubes†

 Mateus P. Nunes,<sup>‡a</sup> Dhanaji V. Jawale,<sup>‡b</sup> Fábio G. Delolo,<sup>id a</sup> Maria H. Araujo,<sup>a</sup> Edmond Gravel,<sup>id \*b</sup> Eric Doris<sup>id \*b</sup> and Eufrânio N. da Silva Júnior<sup>id \*a</sup>

**A heterogeneous catalyst consisting of bimetallic rhodium-ruthenium particles immobilized on carbon nanotubes was used in the hydroboration reaction and proved highly effective for a variety of alkenes and alkynes. The reactions were carried out with low catalytic loadings (0.04 mol%), under solvent-free conditions, and at room temperature. In addition, to demonstrate its recyclability, the catalyst was recovered by a simple centrifugation process and reused over 5 consecutive cycles without losing any activity.**

Organoboron reagents are versatile intermediates in the synthesis of bioactive compounds, used for example in cross-coupling reactions.<sup>1</sup> Alkylboranes and alkenylboranes can be produced by catalytic hydroboration of alkenes or alkynes by adding B–H to olefins in an atom-efficient process.<sup>2</sup> In this context, homogeneous catalytic systems based on noble metals (*e.g.* Ir,<sup>3</sup> Pt,<sup>4</sup> Pd,<sup>5</sup> Ru,<sup>6</sup> and Rh<sup>7</sup>), rare-earth metals (*e.g.* La, Sm, Y, Yb, Sc),<sup>8</sup> but also earth-abundant metals<sup>9</sup> (*e.g.* Fe,<sup>10</sup> Co,<sup>11</sup> Cu,<sup>12</sup> Ni,<sup>13</sup> Mn<sup>14</sup>) have been reported as catalysts for the hydroboration of unsaturated hydrocarbons. However, these systems usually rely on the use of additives such as ligands and/or bases and cannot be readily recycled. In addition to environmental aspects, the non-recyclability of the catalysts is a major drawback for cost-effective industrial applications.

Unlike homogeneous catalyst complexes, heterogeneous catalysts are more sustainable because they can be readily recovered from reaction mixtures and reused. However, heterogeneous catalysts have only been scarcely explored in the hydroboration of alkenes and alkynes.<sup>15</sup>

Among the strategies to optimize the catalytic performance of heterogeneous systems, our groups have previously investigated the immobilization of metallic particles on carbonaceous materials.<sup>16</sup> We demonstrated that the immobilization of metal nanoparticles on multi-walled carbon nanotubes (CNT) can provide a significantly enhanced catalytic activity in various organic transformations.

More recently, we also reported the assembly of bimetallic rhodium–ruthenium nanoparticles (RhRu NP) on CNT. The RhRuCNT nano-hybrid was investigated in the efficient hydrothiolation<sup>17</sup> and hydrophosphinylation<sup>18</sup> of various alkenes and alkynes, under mild reaction conditions (Scheme 1). In the above nano-hybrid, rhodium and ruthenium acted synergistically, thus providing better performances than either of the metals taken individually. With these features in mind, we report here the use of the RhRuCNT nano-hybrid catalyst in the hydroboration of alkenes and alkynes at room temperature and under solvent-free conditions.

The preparation of the RhRuCNT catalyst, as well as the other tested catalysts (*i.e.* RuCNT, RhCNT, RhRu NP), was carried out using our previously reported procedure (see ESI† for details).<sup>19</sup> In brief, RhRuCNT was assembled in water using a layer-by-layer strategy and the following steps: i) adsorption and photo-polymerization of a primary layer made of an anionic amphiphile (DANTA) at the surface of multiwalled-carbon nanotubes (MWCNT), ii) deposition of a secondary layer made of a cationic polymer (PDADMAC), and iii) deposition of the preformed bimetallic nanoparticles (RhRuNPs).<sup>20</sup> In this system (Fig. 1), the polyammonium network served as a tridimensional anchoring and stabilizing environment for RhRu nanoparticles. The RhRuCNT catalyst was recovered as an aqueous suspension whose metal concentration was measured by inductively coupled plasma mass spectrometry (ICP-MS, [Ru] = 4.3 mM and [Rh] = 3.8 mM).

To evaluate the RhRuCNT nano-hybrid material in the hydroboration reaction, we selected 1-hexene (**1a**) and pinacolborane (HBpin, **2**) as model substrates (Table 1). The reaction was

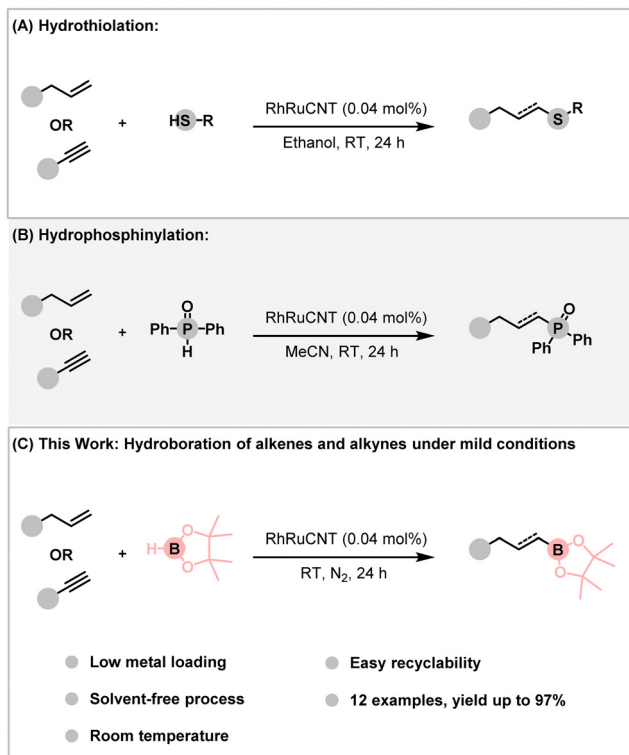
<sup>a</sup> Institute of Exact Sciences, Department of Chemistry, Federal University of Minas Gerais, Belo Horizonte, 31270-901, MG, Brazil. E-mail: eufranio@ufmg.br

<sup>b</sup> Université Paris-Saclay, CEA, INRAE, Département Médicaments et Technologies pour la Santé (DMTS), SCBM, 91191, Gif-sur-Yvette, France. E-mail: edmond.gravel@cea.fr, eric.doris@cea.fr

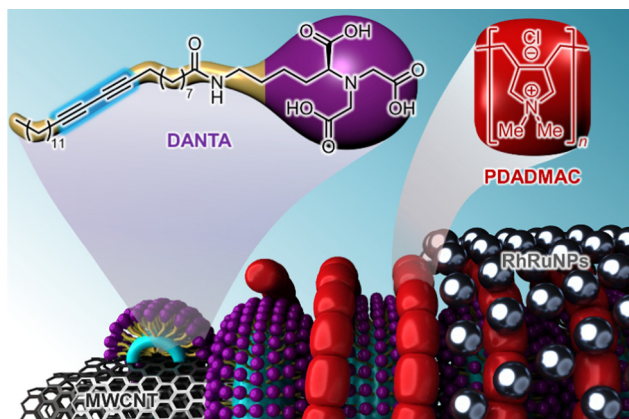
† Electronic supplementary information (ESI) available: experimental procedures and NMR data. See DOI: <https://doi.org/10.1039/d2cc06864h>

‡ These authors contributed equally to this work.





**Scheme 1** Overview of transformations catalyzed by RhRuCNT nanohybrid catalyst. (A) Hydrothiolation, (B) Hydrophosphinylation, and (C) this work: Hydroboration.



**Fig. 1** Schematic overview of the RhRuCNT hybrid with chemical structures of DANTA and PDADMAC.

performed under an inert nitrogen atmosphere, without solvent, and at room temperature for 24 h. In the presence of 0.04 mol% of RhRuCNT, the hydroborylated product (**3a**) was obtained as a single regioisomer in 96% yield (Table 1, entry 1). On the other hand, the monometallic hybrids RuCNT and RhCNT afforded only 19% and 60% yield, respectively (entries 2 and 3). The combination of RhCNT and RuCNT slightly improved the catalytic performance, although not to the extent of RhRuCNT (entry 4). These results suggest a

**Table 1** Catalyst screening for the hydroboration reaction<sup>a</sup>

Entry	Catalyst	Yield <sup>b</sup> (%)
1	RhRuCNT	96
2	RuCNT	19
3	RhCNT	60
4	RuCNT + RhCNT	73 <sup>c</sup>
5	Colloidal RhRu NPs	NR
6	CNT	NR

<sup>a</sup> Reaction conditions: **1a** (1.0 mmol), **2** (1.1 mmol), catalyst (0.04 mol%), room temperature (RT), inert atmosphere (N<sub>2</sub>), neat, 24 h. <sup>b</sup> Isolated yield. <sup>c</sup> 0.02 mol% Ru + 0.02 mol% Rh. NR: no reaction.

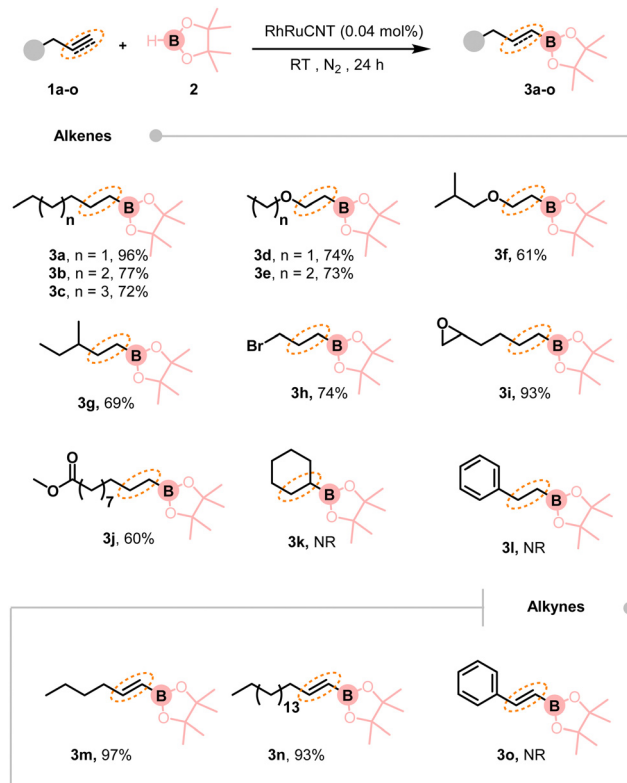
cooperative effect between Rh and Ru<sup>21</sup> in which the more electron-deficient ruthenium could be responsible for the activation of the unsaturated substrates, while rhodium may act as the main catalytic species. This synergy accounts for the higher conversion observed for RhRuCNT.<sup>22</sup> The reaction mechanism might follow a classical 3-step sequence involving: i) oxidative addition of the B–H bond to the metal center, followed by ii) insertion of the alkene into the rhodium–hydride bond, and iii) reductive elimination (Scheme S1, ESI<sup>†</sup>). Although two regioisomeric compounds can be formed, we observed only the C-terminal-borylation of the substrate.

It is also important to highlight the key role played by nanotubes in the process as, in addition to providing high specific surface area, CNT are electronically active and can stabilize transient oxidation states of the supported metals.<sup>21</sup> In fact, the reaction performed in the presence of unsupported colloidal RhRu NPs (without CNT) showed no conversion (entry 5). The same comment applies to a reaction run with CNT devoid of any metal (entry 6).

In order to support the hypothesis of a heterogeneous catalytic process, a control reaction was run under the above-mentioned conditions (Table 1, Entry 1) except that, after 3 h, the mixture was filtered on a membrane (0.45 μm) to remove the supported catalyst. <sup>1</sup>H-NMR of the filtrate indicated 27% conversion of the substrate. After stirring the filtered mixture for another 24 h, no additional conversion was detected, suggesting that the transformation takes place at the surface of the hybrid and is not due to soluble metallic species released from the hybrid. Moreover, neither Ru nor Rh was detected by ICP-MS analysis of the filtered reaction mixture.

Next, we applied the RhRuCNT system to a range of substrates in order to evaluate the versatility and generality of this methodology (Scheme 2). First, we evaluated aliphatic olefins with an extended saturated hydrocarbon chain. The corresponding products **3b** and **3c** were obtained with 77 and 72% yield, starting from 1-heptene and 1-octene, respectively. Ether-containing alkylboranes **3d–3f** were obtained in 61 to 74% yield from the corresponding vinyl-ethers, and the branched hydroborylated product **3g** from 3-methyl-1-pentene in 69% yield. The developed methodology also proved compatible with





**Scheme 2** Substrate scope for the hydroboration. Reaction conditions: Substrate (1.0 mmol), **2** (1.1 mmol), RhRuCNT (0.04 mol%), room temperature (RT), inert atmosphere (N<sub>2</sub>), neat, 24 h. Isolated yields are shown. NR: no reaction.

various groups that can be used for further functionalization, such as a terminal bromide (**3h**), an epoxide (**3i**), and a methyl ester (**3j**). The products were obtained in good to excellent yields (74–93%). Nevertheless, cyclohexene (**3k**) and styrene (**3l**), exemplifying an internal olefin and an aromatic one, did not react under our reaction conditions.

Yet, the same protocol was applied to the hydroboration of alkynes in order to access vinylborane derivatives. Aliphatic vinylboranes **3m** and **3n** were produced in 97 and 93% yield, starting from 1-hexyne and 1-octadecyne, respectively. Unfortunately, the methodology was not effective to convert phenylacetylene into compound **3o**. While the hydroboration reaction of alkynes is known for issues both in terms of regioselectivity and stereoselectivity,<sup>23</sup> using our RhRuCNT catalyst, *trans*-configuration anti-Markovnikov products were exclusively obtained for all the alkyne substrates that were investigated.

As stated above, in addition to environment-friendly conditions, the efficient recycling of the metal-based catalysts is of key importance for the development of sustainable chemical processes. We thus turned our attention to performing recycling and kinetics experiments to evaluate the stability of the RhRuCNT in the hydroboration reaction of 1-hexene **1a** with HBpin **2**. After completion of the reaction, ethanol (0.5 mL) was added to the mixture and the suspension was centrifuged. The supernatant (containing the product) was collected and the

**Table 2** Catalyst recycling<sup>a</sup>

Cycle #	Yield <sup>b</sup> (%)	TON <sup>c</sup>
1 (fresh)	96	2400
2	96	2400
3	95	2375
4	93	2325
5	94	2350
6	91	2275

<sup>a</sup> Reaction conditions: **1a** (1.0 mmol), **2** (1.1 mmol), catalyst (0.04 mol%), room temperature (RT), inert atmosphere (N<sub>2</sub>), neat, 24 h. <sup>b</sup> Isolated yield. <sup>c</sup> TON – turnover number (mol of 1-hexene converted per mol of RhRuCNT).

pellet was washed with ethanol (2 × 2 mL). The combined organic phases were worked-up to provide compound **3a**. The recovered catalyst pellet was dried under reduced pressure before it was used in the next run by simply adding fresh reagents. This process was repeated five more times with no significant decrease in the catalytic activity (Table 2). Yield above 90% was still obtained in the sixth run. A cumulative TON (turnover number) of 14 125 was calculated from this set of experiments. ICP-MS analysis of the mother liquors showed no significant metal leaching. In addition, transmission electron microscopy (TEM) and X-ray photoelectron spectroscopy (XPS) indicated no alteration of the supported catalyst (Fig. S27 and S28, ESI<sup>†</sup>). Finally, the hydroboration reaction rate using RhRuCNT was measured through the calculation of a turnover frequency (TOF) – (moles of 1-hexene converted per mole of RhRuCNT per hour) – which reached a value of 225 h<sup>-1</sup> after 3 h of reaction (27% yield).

In conclusion, a novel procedure using a heterogeneous catalyst for the hydroboration of alkenes and alkynes under mild conditions is presented. The catalytic system based on RhRuCNT operates with low catalytic loadings (0.04 mol%), solvent-free, and at room temperature. The RhRuCNT catalyst can transform a range of substrates with high selectivity and yield of the desired products. In addition, the catalyst showed high stability in recycling studies with no significant loss of catalytic performance. The RhRuCNT hybrid compares favourably with recently reported heterogeneous catalytic systems (see Table S2, ESI<sup>†</sup>) that, in many cases, require either heating<sup>15a,24,25</sup> or the use of toxic solvents and/or additives.<sup>26–29</sup> This new application expands the versatility of RhRuCNT-based nanohybrids in the field of heterogeneous catalysis.

D.V.J. thanks the “Make our Planet Great Again” program and the “Initiative de Recherche Stratégique MOMENTOM” for financial support. E.N.S.J acknowledges funding from CNPq (PQ 309774/2020-9 and Universal Project 405052/2021-9), CAPES, FAPEMIG (PPM-00635-18 and Rede de Pesquisa e Inovação para Bioengenharia de Nanossistemas-RED-00282-16), Return Fellowship of the Alexander von Humboldt Foundation (AvH),



Royal Society of Chemistry for the research fund grant (R19-9781) and INCT-Catálise/CNPq/FAPESC. We would also like to thank Prof. Eduardo N. dos Santos and Prof. Elena V. Gusevs-kaya from UFMG for their support, as well as Dr Frédéric Fossard from CNRS-ONERA for HRSTEM experiments.

## Conflicts of interest

There are no conflicts to declare.

## Notes and references

- (a) C. Sandford and V. K. Aggarwal, *Chem. Commun.*, 2017, **53**, 5481; (b) L. Xu, S. Zhang and P. Li, *Chem. Soc. Rev.*, 2015, **44**, 8848; (c) A. Suzuki, *Angew. Chem., Int. Ed.*, 2011, **50**, 6722; (d) A. Suzuki and Y. Yamamoto, *Chem. Lett.*, 2011, **40**, 894.
- (a) K. Saha and S. Ghosh, *Dalton Trans.*, 2022, **51**, 2631; (b) X. Yang, S. J. Kalita, S. Maheshuni and Y.-Y. Huang, *Coord. Chem. Rev.*, 2019, **392**, 35.
- (a) H. Zhao, Q. Gao, Y. Zhang, P. Zhang and S. Xu, *Org. Lett.*, 2020, **22**, 2861; (b) M. W. Drover, L. L. Schafer and J. A. Love, *Angew. Chem., Int. Ed.*, 2016, **55**, 3181.
- (a) X.-H. Yu, K. Cao, Y. Huang, J. Li and G. Chang, *Chem. Commun.*, 2014, **50**, 4585; (b) T. Ishiyama, N. Matsuda, N. Miyaura and A. Suzuki, *J. Am. Chem. Soc.*, 1993, **115**, 11018.
- (a) F. Sun, S. Tan, H.-J. Cao, J. Xu, V. I. Bregadze, D. Tu, C. Lu and H. Yan, *Angew. Chem., Int. Ed.*, 2022, **61**, e202207125; (b) M. Yang, Y. Yu, W. Ma, Y. Feng, G. Zhang, Y. Wu, F. Zhou, Y. Yang and D. Liu, *RSC Adv.*, 2022, **12**, 9815.
- (a) S. Kisan, V. Krishnakumar and C. Gunanathan, *ACS Catal.*, 2017, **7**, 5950; (b) A. Kaithal, B. Chatterjee and C. Gunanathan, *Org. Lett.*, 2015, **17**, 4790.
- (a) W. Zhao, K.-Z. Chen, A.-Z. Li and B.-J. Li, *J. Am. Chem. Soc.*, 2022, **144**, 13071; (b) Y.-X. Tan, F. Zhang, P.-P. Xie, S.-Q. Zhang, Y.-F. Wang, Q.-H. Li, P. Tian, X. Hong and G.-Q. Lin, *J. Am. Chem. Soc.*, 2019, **141**, 12770.
- K. Nie, Y. Han, C. Wang and X. Cheng, *Appl. Organomet. Chem.*, 2022, **36**(3), e6570.
- J. V. Obligacion and P. J. Chirik, *Nat. Rev. Chem.*, 2018, **2**, 15.
- (a) W. Su, R.-X. Qiao, Y.-Y. Jiang, X.-L. Zhen, X. Tian, J.-R. Han, S.-M. Fan, Q. Cheng and S. Liu, *ACS Catal.*, 2020, **10**, 11963; (b) X. Chen, Z. Cheng and Z. Lu, *Org. Lett.*, 2017, **19**, 969.
- (a) M. Hu, B. B. Tan and S. Ge, *J. Am. Chem. Soc.*, 2022, **144**, 15333; (b) J. Pecak, S. Fleissner, L. F. Veiros, E. Pittenauer, B. Stöger and K. Kirchner, *Organometallics*, 2021, **40**, 278.
- (a) J. M. Medina, T. Kang, T. G. Erbay, H. Shao, G. M. Gallego, S. Yang, M. Tran-Dubé, P. F. Richardson, J. Derosa, R. T. Helsel, R. L. Patman, F. Wang, C. P. Ashcroft, J. F. Braganza, I. McAlpine, P. Liu and K. M. Engle, *ACS Catal.*, 2019, **9**, 11130; (b) D. Gao, Y. Xiao, M. Liu, Z. Liu, M. K. Karunananda, J. S. Chen and K. M. Engle, *ACS Catal.*, 2018, **8**, 3650.
- (a) G. Vijaykumar, M. Bhunia and S. K. Mandal, *Dalton Trans.*, 2019, **48**, 5779; (b) J.-F. Li, Z.-Z. Wei, Y.-Q. Wang and M. Ye, *Green Chem.*, 2017, **19**, 4498.
- (a) S. Weber, D. Zobernig, B. Stöger, L. F. Veiros and K. Kirchner, *Angew. Chem., Int. Ed.*, 2021, **60**, 24488; (b) P. Ghosh and A. J. von Wangelin, *Angew. Chem., Int. Ed.*, 2021, **60**, 16035.
- For examples of heterogeneous hydroboration reactions, see: (a) W.-H. Li, J. Yang, H. Jing, J. Zhang, Y. Wang, J. Li, J. Zhao, D. Wang and Y. Li, *J. Am. Chem. Soc.*, 2021, **143**, 15453; (b) S. Thoka, M. Madasu, C. F. Hsia, S. Y. Liu and M. H. Huang, *Chem. – Asian J.*, 2017, **12**, 2318; (c) K. Manna, P. Ji, F. X. Greene and W. Lin, *J. Am. Chem. Soc.*, 2016, **138**, 7488; (d) B. Mohan and K. H. Park, *Appl. Catal., A*, 2016, **519**, 78; (e) S. B. Hong, M. Y. Liu, W. Zhang, Q. Zeng and W. Deng, *Tetrahedron Lett.*, 2015, **56**, 2297; (f) J. Zhao, Z. Q. Niu, H. Fu and Y. D. Li, *Chem. Commun.*, 2014, **50**, 2058; (g) A. Grirrane, A. Corma and H. Garcia, *Chem. – Eur. J.*, 2011, **17**, 2467; (h) R. Cano, D. J. Ramon and M. Yus, *J. Org. Chem.*, 2010, **75**, 3458.
- (a) D. V. Jawale, V. Geertsen, F. Miserque, P. Berthault, E. Gravel and E. Doris, *Green Chem.*, 2021, **23**, 815; (b) P. Prakash, D. De Masi, V. Geertsen, F. Miserque, H. Li, I. N. N. Namboothiri, E. Gravel and E. Doris, *ChemistrySelect*, 2017, **2**, 5891; (c) P. Prakash, R. A. Kumar, F. Miserque, V. Geertsen, E. Gravel and E. Doris, *Chem. Commun.*, 2018, **54**, 3644; (d) G. A. M. Jardim, Í. A. O. Bozzi, W. X. C. Oliveira, C. Mesquita-Rodrigues, R. F. S. Menna-Barreto, R. A. Kumar, E. Gravel, E. Doris, A. L. Braga and E. N. da Silva Júnior, *New J. Chem.*, 2019, **43**, 13751.
- D. V. Jawale, J. A. Tchuiteng Kouatchou, F. Fossard, F. Miserque, V. Geertsen, E. Gravel and E. Doris, *Green Chem.*, 2022, **24**, 1231.
- D. V. Jawale, F. Fossard, F. Miserque, V. Geertsen, E. Doris and E. Gravel, *Catal. Sci. Technol.*, 2022, **12**, 4983.
- J. John, E. Gravel, A. Hagege, H. Li, T. Gacoin and E. Doris, *Angew. Chem., Int. Ed.*, 2011, **50**, 7533.
- Y. Wang, J. Ren, K. Deng, L. Gui and Y. Tang, *Chem. Mater.*, 2000, **12**, 1622.
- G. M. A. Rahman, D. M. Guldi, E. Zambon, L. Pasquato, N. Tagmatarchis and M. Prato, *Small*, 2005, **1**, 527.
- (a) K. Loza, M. Heggen and M. Epple, *Adv. Funct. Mater.*, 2020, **30**, 1909260; (b) N. Toshima and T. Yonezawa, *New J. Chem.*, 1998, 1179.
- S. Rej, A. Das and T. K. Panda, *Adv. Synth. Catal.*, 2021, **363**, 4818.
- J. Zhang, Z. Wang, W. Chen, Y. Xiong, W.-C. Cheong, L. Zheng, W. Yan, L. Gu, C. Chen, Q. Peng, P. Hu, D. Wang and Y. Li, *Chemistry*, 2020, **6**, 725.
- L. J. Zhang, J. C. Yuan, L. J. Ma, Z. Y. Tang and X. M. Zhang, *J. Catal.*, 2021, **401**, 63.
- S. Furukawa, M. Ieda and K.-I. Shimizu, *ACS Catal.*, 2019, **9**, 5096.
- J.-S. Jia, T.-X. Wu, Y.-J. Fu, Z.-R. Hu, H.-T. Tang, Y.-M. Pan and F.-P. Huang, *Adv. Synth. Catal.*, 2022, **364**, 1873.
- S. Saini, D. S. Gavali, R. Bhawar, R. Thapa, R. S. Dhayal and S. K. Bose, *Catal. Sci. Technol.*, 2023, **13**, 147.
- Z.-L. Wu, X. Lan, N. Gao, X. Kang, Z. Wang, T. Hu and B. Zhao, *J. Catal.*, 2021, **404**, 250.

