



Cite this: *Chem. Commun.*, 2022, 58, 11059

# Porous metal–organic frameworks for hydrogen storage

Dian Zhao, <sup>a</sup> Xinxin Wang, <sup>a</sup> Lianglan Yue,<sup>a</sup> Yabing He <sup>\*a</sup> and Banglin Chen <sup>\*b</sup>

The high gravimetric energy density and environmental benefits place hydrogen as a promising alternative to the widely used fossil fuels, which is however impeded by the lack of safe, energy-saving and cost-effective H<sub>2</sub> storage systems. The use of solid adsorbents as candidate materials offers a less energy-intensive way of storing hydrogen. The exceptional diversity and tunability of the chemical composition, topological structure, and surface chemistry together with large surface area position porous metal–organic frameworks as promising hydrogen storage material candidates. In this review, we first introduce several classes of important metal–organic frameworks for hydrogen storage, and then highlight the progress associated with the key challenges to be addressed, including the improvement of hydrogen–framework interaction required for enhancing room-temperature hydrogen storage capacities, and the optimization/balance of both gravimetric and volumetric storage/working capacities. In particular, the strategies used to tune and enhance hydrogen binding energies have been comprehensively reviewed. Future development prospects and related challenges of using porous metal–organic frameworks as hydrogen storage materials are also outlined. This feature review provides a wide perspective and insightful thoughts and suggestions for hydrogen storage using metal–organic frameworks, and promotes the further development of hydrogen storage materials to realize a hydrogen economy.

Received 19th July 2022,  
Accepted 26th August 2022

DOI: 10.1039/d2cc04036k

rsc.li/chemcomm

## 1. Introduction

Currently, energy crisis and environmental pollution are two important issues facing mankind, caused by rapid industrialization and overpopulation that consume massive amounts of fossil fuels and generate huge amounts of carbon dioxide (CO<sub>2</sub>) and other greenhouse gases. The global concentration of

<sup>a</sup> Key Laboratory of the Ministry of Education for Advanced Catalysis Materials, College of Chemistry and Life Sciences, Zhejiang Normal University, Jinhua 321004, China. E-mail: heyabing@zjnu.cn

<sup>b</sup> Department of Chemistry, University of Texas at San Antonio, One UTSA Circle, San Antonio, Texas 78249-0698, USA. E-mail: banglin.chen@utsa.edu



Dian Zhao

Dian Zhao was born in Hubei, China. He received his PhD in Materials Science from Zhejiang University in 2017 under the supervision of Prof. Guodong Qian. After that, he joined the Zhejiang Normal University, where he is currently an associate professor of Chemistry. His research is focused on the design and synthesis of porous metal–organic frameworks for luminescence sensing, solid-state lighting, and gas storage applications.



Yabing He

Yabing He earned his PhD in organic chemistry from the Changchun Institute of Applied Chemistry, Chinese Academy of Sciences, under the direction of Prof. Lianxun Gao in 2010. After that, he worked in the group of Prof. Banglin Chen at the University of Texas at San Antonio as a postdoctoral Research Fellow during 2010–2012. In 2012, he joined the Zhejiang Normal University, where he is a professor of chemistry. His current research focuses on the design and synthesis of porous materials and study of their gas adsorption and separation properties.

atmospheric CO<sub>2</sub> has crossed the unprecedented threshold of 400 ppm. To create an environmentally friendly and carbon-neutral society, finding new energy resources becomes urgent. Due to its renewability, universal abundance, pollution-free combustion (H<sub>2</sub>O as the only product without CO<sub>2</sub> emission), and high specific energy (120 MJ kg<sup>-1</sup> vs. 44.5 MJ kg<sup>-1</sup> for gasoline), hydrogen (H<sub>2</sub>) stands at the forefront among alternative energy carriers and is envisioned as a clean sustainable fuel of the future to replace fossil fuels. A major obstacle to the widespread implementation of H<sub>2</sub> gas as a primary fuel source, especially for on-board mobile transportation, is its extremely low volumetric energy density (0.0813 g L<sup>-1</sup> at 298 K and 1 bar) because of its volatility under ambient conditions. Although the energy density can be increased by liquefaction (70.8 g L<sup>-1</sup> at 20.4 K and 1 bar) or to a lesser extent by compression (39.2 g L<sup>-1</sup> at 298 K and 700 bar) or by the combined cryo-compression (64.1 g L<sup>-1</sup> at 77 K and 350 bar); the above-mentioned physical densification techniques suffer from the issues of using either complex well-insulated cryogenic tanks to maintain low temperature or heavy- and thick-walled high-pressure vessels with expensive compressors to support high pressure, which involves high cost and is energy-intensive, thus preventing it from being competitive with the widely used gasoline and precluding its use in mass-market applications. Therefore, safe, efficient, and economically and technically viable storage of H<sub>2</sub> remains a big concern for practical application.

For on-board vehicle applications, the current scheme is to fabricate a fuel cell vehicle enabling a 300 mile driving range for which 5.6 kg of H<sub>2</sub> must be stored and released in a safe and efficient manner. To encourage research in this important field and advance the move toward a H<sub>2</sub> economy, the US DOE (United States Department of Energy) has set the 2020-year

(4.5 wt%, 30 g L<sup>-1</sup>), 2025-year (5.5 wt%, 40 g L<sup>-1</sup>), and ultimate (6.5 wt%, 50 g L<sup>-1</sup>) targets for on-board storage systems. The data in brackets correspond to the storage capacities on both gravimetric and volumetric bases. It is worth noting that these targets are based on the mass and volume of the entire system including the storage tank, porous material, and all other essential accessories. Although the storage pressure is not specified, an operating pressure below 100 bar has the potential to reduce the costs associated with the storage vessel and compression while maintaining reasonable capacities. The working temperature should be at near room temperature in the range of 233–333 K.

The adsorption-based technique has received significant attention and has been proposed as an alternative approach to increasing the storage density at non-cryogenic temperatures and lower pressures. However, the success of the technique will call for the development of effective materials that are capable of storing a large amount of H<sub>2</sub> under relatively mild conditions with small volume, light weight, and fast kinetics and high reversibility for charging and delivering H<sub>2</sub>. Although metal hydride systems displaying high volumetric storage capacity have been intensely examined in this respect, there are still unsolved issues associated with their use including high dehydrogenation temperature, low specific uptake by mass, slow kinetics, susceptibility to impurity contamination, and high cost. Besides metal hydrides, various adsorbents such as carbon materials,<sup>1</sup> zeolites, and polymers have been studied for H<sub>2</sub> storage, with the molecular identity of H<sub>2</sub> being maintained, but systematic engineering of their structures is difficult. Furthermore, they do not meet the gravimetric and volumetric storage targets because of their relatively weak interaction with H<sub>2</sub>.

Metal-organic frameworks (MOFs, also known as porous coordination polymers) have emerged as an exciting class of porous solid adsorbents formed by the solution assembly of inorganic metal ions or metal-containing clusters and organic linkers that generates multi-dimensionally extended networks. In principle, variation of metal ions/clusters and organic ligands enables a multitude of design possibilities for MOF materials allowing for the fine-tuning of their porosity and pore chemistry for a wide range of potential applications. With respect to the porosity, the pore size spans from the ultra-micro-porosity to meso-porosity and even macro-porosity. Unusually high internal surface areas of more than 7000 m<sup>2</sup> g<sup>-1</sup> are also observed for MOFs that are not readily achieved in traditional porous materials. Regarding the pore chemistry, the desired functional groups and/or metal binding sites can be programmatically incorporated for specific guest-binding interactions. Such chemical tunability can be used to improve their properties for a desired application. Besides inherent design and synthetic flexibility, their highly crystalline nature facilitates the structural characterization *via* X-ray diffraction techniques and the establishment of the structure-performance correlation. These interesting properties have spurred tremendous interest in the use of MOFs as solid-state adsorbent materials for numerous applications such as fuel storage,<sup>2</sup> mixture separation,<sup>3</sup> molecular sensing,<sup>4</sup> nonlinear



**Banglin Chen**

*Banglin Chen received his BS (1985) and MS (1988) degrees in chemistry from Zhejiang University in China, and his PhD from the National University of Singapore (2000). He worked with Professors Omar M. Yaghi, Stephen Lee, and Andrew W. Maverick, respectively, during 2000–2003 before joining the University of Texas-Pan American in 2003. He is now a professor at The University of Texas at San Antonio, working on multifunctional MOFs and HOFs.*

*He is a Fellow of AAAS, FRSC and EURASC. In 2011, Dr Chen was ranked as the 15<sup>th</sup> Top Chemist over the past decade (2000 to 2010) based on the citation impact score by the Thomson Reuters. Since 2014, he was chosen annually as a highly cited researcher in Chemistry by the Clarivate Analytics. In November 2018 and October 2021, he received the Humboldt Prize and 2021 Southwest Regional ACS Award, respectively.*

optics,<sup>5</sup> heterogeneous catalysis,<sup>6</sup> and drug delivery,<sup>2e,h,7</sup> including H<sub>2</sub> storage discussed herein.

Since MOF-5 was reported for the first time for reversible H<sub>2</sub> uptake in 2003 by Yaghi *et al.*, investigation of porous MOFs for H<sub>2</sub> storage has become one of the most active research fields in materials chemistry. At the early stage of research, the MOFs reported usually exhibited limited H<sub>2</sub> uptake capacities due to the partial structure collapse/distortion/amorphization upon guest removal, and most studies mainly focused on the low-pressure adsorption and selective adsorption properties such as H<sub>2</sub>/N<sub>2</sub> and H<sub>2</sub>/O<sub>2</sub> separations.<sup>8</sup> With the further development of MOF chemistry and the in-depth understanding of the H<sub>2</sub> adsorption mechanism including position, occupancy and binding energy *via* advanced characterization techniques, together with the advent of mild activation methods such as supercritical CO<sub>2</sub> drying<sup>9</sup> and freeze drying<sup>10</sup> and the availability of high-pressure adsorption measurement instruments, their full potential is being realized, overcoming the early limitations. Although important progress on H<sub>2</sub> storage has been made and several excellent and comprehensive reviews on H<sub>2</sub> storage have been published,<sup>2a,c,d,f,g,11</sup> some key issues listed below are not still well addressed, necessitating further research. (1) Although the quantities of H<sub>2</sub> adsorbed in some MOFs (for example, 10 wt% and 66 g L<sup>-1</sup> for MOF-5 at 77 K and 100 bar<sup>12</sup>) have exceeded the DOE on-board H<sub>2</sub> storage targets, the storage temperature of usually 77 K makes their use economically unfavourable. Nonetheless, once the storage temperature increases to room temperature, the storage capacity drops significantly and becomes quite limited, typically 1–2 wt% at 100 bar, as a result of weak nonspecific disperse-type interaction as mirrored by the adsorption enthalpies ( $Q_{st}$ ) ranging from –4 to –8 kJ mol<sup>-1</sup>, which equally limits their practical applications. Therefore, improving the room-temperature storage capacity of MOFs *via* enhancing the H<sub>2</sub> binding energy is highly desirable, which however remains a long-standing challenge to be addressed. Thermodynamic considerations have indicated that the enthalpy for H<sub>2</sub> adsorption should fall in the optimal range of –15 to –20 kJ mol<sup>-1</sup> to have reversible storage around ambient temperature. (2) There is still a trade-off effect between the gravimetric and volumetric H<sub>2</sub> uptake capacities, which makes it very difficult to concurrently meet the gravimetric and volumetric target capacity requirements set by US DOE. Therefore, how to balance the gravimetric and volumetric capacities is also a crucial issue to be considered.† (3) The working/deliverable capacity is the most important consideration when evaluating adsorbents for gas fuel storage because it determines the driving range of mobile vehicles. A minimum pressure of 5 bar is assumed to be necessary for the fuel injector in the vehicle, while 100 bar is regarded as the maximum pressure that could ease tank-design constraints and safety concerns. How to improve the H<sub>2</sub> working/deliverable capacity is also a vital issue. (4) Last but not least, it is important to understand the H<sub>2</sub> binding characteristic and



Fig. 1 The structure, H<sub>2</sub> adsorption properties, and H<sub>2</sub> binding sites of MOF-5. (a) The structure is illustrated using a cube fragment with the void highlighted by a yellow sphere. (b) Comparison of the H<sub>2</sub> isotherms of the samples with and without air exposure, which are distinguished using the filled and open symbols, respectively. The densities of pure H<sub>2</sub> gas indicated by the solid lines were also included for a visual comparison. The square and circle symbols represent the excess and total uptake data. (c) INS spectra revealed the two binding sites corresponding to the inorganic cluster and organic ligand, which were labelled as sites I and II and schematically shown in the top right corner. Reprinted with permission from ref. 12 and 13. Copyright 2007, American Chemical Society, and Copyright 2003, Science.

derive the structure–performance relationship, which is favourable to fabricating next-generation adsorbent materials for H<sub>2</sub> storage. The exploration of the H<sub>2</sub> location within MOFs and its structural behaviour during adsorption allows the delineation of the structural features that maximize H<sub>2</sub> loading. However, such an investigation is quite scarce due to the limited availability of some advanced spectroscopic instruments in common laboratories. In this feature article, starting from the introduction of several important classes of MOFs for H<sub>2</sub> storage, from which some valuable information and even lessons guiding the design and synthesis on H<sub>2</sub>-storage MOF materials can be gleaned, we would like to highlight the recent progress associated with the above-mentioned aspects, with the main focus placed on the chemical strategies on the optimization and improvement of the framework–H<sub>2</sub> interactions.

## 2. Several types of classic MOFs for H<sub>2</sub> storage

### 2.1 Zn<sub>4</sub>O-Based series

IRMOFs belong to the tetrahedral Zn<sub>4</sub>O unit-based framework family in which the organic component can be systematically varied in terms of size and functionality.<sup>14</sup> A typical representative of this series is MOF-5 constructed from the 1,4-benzenedicarboxylate linker (Fig. 1a); its H<sub>2</sub> adsorption properties were

† Crystallographic densities were used to calculate volumetric capacities in the main text unless specified otherwise.



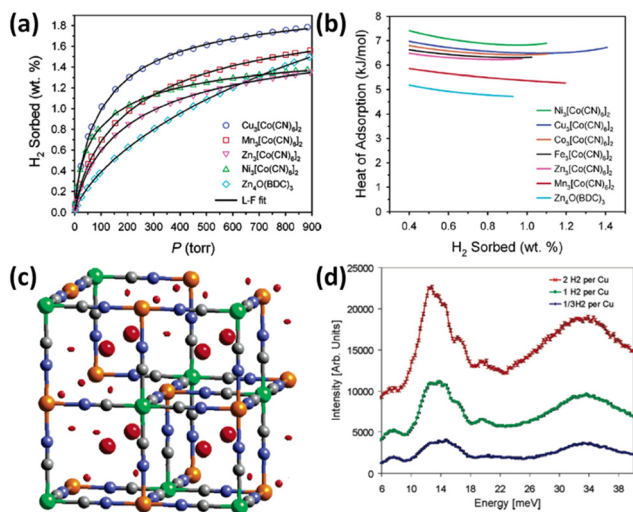
investigated for the first time by Yaghi *et al.* in 2003.<sup>13</sup> The maximum cryogenic uptake capacity is recorded as 4.5 wt%, while the ambient-temperature one is linearly related to the storage pressure, reaching 1 wt% at 20 bar. Inelastic neutron scattering (INS) studies revealed that both the metal oxide cluster and the organic unit are the primary adsorption sites for H<sub>2</sub> bound in MOF-5 (Fig. 1c), indicating that the H<sub>2</sub> storage capacities of MOFs can be optimized by metal replacement and linker tuning. Although it was found later by the authors that the uptake data were incorrect, which might be caused by the presence of impurities displaying a stronger affinity compared to H<sub>2</sub>,<sup>15</sup> this pioneering work absolutely highlighted the huge potential of porous MOFs for application in H<sub>2</sub> storage, which has attracted the attention of many researchers in academia and industry and triggered a lot of research on MOFs for H<sub>2</sub> storage. Besides, it is suggested that a D<sub>2</sub> isotherm should be measured to validate that the observed uptake is due to H<sub>2</sub> rather than other impurities. In the following year, considering that the organic linker is also one of the crucial adsorption sites in MOF-5, the same group measured H<sub>2</sub> sorption properties at 77 K and 1 atm of a series of chemically functionalized IRMOFs including IRMOF-1, 8, 11 and 18, together with MOF-177.<sup>15</sup> MOF-177 is another typical example of Zn<sub>4</sub>O-based MOFs constructed from the tritopic BTB (4,4',4''-benzene-1,3,5-triyl-tribenzoate) linker with different topological structures.<sup>16</sup> It is found that the H<sub>2</sub> uptake scales with the number of organic rings per formula unit while is uncorrelated with the apparent surface area, which is different from that documented for porous nanostructured carbons.<sup>17</sup> Obviously, this work again authenticated the importance of an organic linker on H<sub>2</sub> adsorption. Due to the mixed results on the adsorption properties of the prototypical MOF-5 reported in the open literature, Long *et al.* systematically investigated the impact of preparation and handling on the H<sub>2</sub> storage properties of MOF-5.<sup>12</sup> Optimizing the reaction parameters including solvent, temperature, and time during the solvothermal assembly, coupled with the avoidance of water and air exposure during sample handling, furnished a material with a BET (Brunauer–Emmett–Teller) surface area of up to 3800 m<sup>2</sup> g<sup>−1</sup>. At 77 K and 100 bar, the total gravimetric and volumetric H<sub>2</sub> uptakes, respectively, reached 10 wt% and 66 g L<sup>−1</sup>, which are quite remarkable (Fig. 1b). In principle, ligand extension allows the formation of the expanded isorecticular analogues, but sometimes framework interpenetration occurs, which not only precludes high porosity but also hampers attaining the phase-pure sample for further investigation, as demonstrated in the case of IRMOF-8. Matzger *et al.* adopted the room-temperature route, instead of the solvothermal route, to synthesize phase-pure non-interpenetrated IRMOF-8, as indicated by the experimental and calculated consistency in terms of the surface area and pore size.<sup>18</sup> H<sub>2</sub> adsorption studies revealed the gravimetric uptake of 1.23 wt% at 77 K and 1 bar and *Q*<sub>st</sub> values falling in the 5.5–4.6 kJ mol<sup>−1</sup> range.

Apart from the IRMOF series, combination of an inorganic Zn<sub>4</sub>O-cluster with a single tritopic tricarboxylate linker or with mixed tricarboxylate/dicarboxylate linkers yielded frameworks with exceptional porosity as exemplified by MOF-180/200/205/210.<sup>19</sup> At 77 K and 80 bar, the total gravimetric uptake

capacities of MOF-200, MOF-205, and MOF-210, respectively, reached 16.3 wt%, 12.0 wt%, and 17.6 wt%, which are all higher than that of MOF-177 (11.6 wt%) under the same conditions. However, due to the low crystal density and unsuitable pore size, the volumetric uptake capacities are relatively moderate. The corresponding values, respectively, are 36, 46, and 44 g L<sup>−1</sup>, which are smaller than that of MOF-177 (50 g L<sup>−1</sup>). Other Zn<sub>4</sub>O-based ultrahigh-surface-area materials synthesized by adopting the same mixed-linker or coordination copolymerization strategy include the UMCM series. UMCM-1 derived from tritopic BTB and ditopic BDC (1,4-benzenedicarboxylate) linkers showed a high BET surface area of 4730 m<sup>2</sup> g<sup>−1</sup>.<sup>20</sup> Interestingly, when the BDC linker was replaced with a longer thieno[3,2]thiophene-2,5-dicarboxylate, a topologically distinct compound UMCM-2 was obtained, which is attributed to the different linker arrangement around the Zn<sub>4</sub>O cluster. UMCM-2 exhibited a BET surface area of 5200 m<sup>2</sup> g<sup>−1</sup> and total gravimetric and volumetric H<sub>2</sub> uptakes of 12.4 wt% and 50 g L<sup>−1</sup> at 77 K and 80 bar.<sup>21</sup>

## 2.2 Prussian blue series

Prussian blue analogues possess purely inorganic face-centred cubic framework structures. Each node is occupied by metal ions that are bridged by CN<sup>−</sup> ions to form a three-dimensional network. To satisfy the correct charge balance, framework vacancy is formed at the hexacyanometalate sites in the entire structure. Taking Fe<sub>4</sub>[Fe(CN)<sub>6</sub>]<sub>3</sub>·14H<sub>2</sub>O Prussian blue itself as an example, there is one-quarter of the [Fe(CN)<sub>6</sub>]<sup>4−</sup> sites missing, thus leading to a framework structure featuring vacancies at 25% of the [Fe(CN)<sub>6</sub>]<sup>4−</sup> sites with water molecules fulfilling the octahedral coordination of some of the Fe<sup>3+</sup> ions. It is expected that the combination of divalent M<sup>2+</sup> ions with [M'(CN)<sub>6</sub>]<sup>3−</sup> complexes will yield vacancies at one-third of the hexacyanometalate sites and thus Prussian blue analogues with the framework formula of M<sub>3</sub>[M'(CN)<sub>6</sub>]<sub>2</sub> bearing larger porosity are generated. Upon dehydration, both the vacant coordination sites on the nitrogen-bound divalent M<sup>2+</sup> cations and the polarizable CN<sup>−</sup> bridging group furnish the potential sites for binding H<sub>2</sub>. In view of the considerations mentioned above, Long *et al.* examined the porosities and H<sub>2</sub> storage properties of six Prussian blue analogues M<sub>3</sub>[Co(CN)<sub>6</sub>]<sub>2</sub> (M = Mn, Fe, Co, Ni, Cu, and Zn).<sup>22</sup> The porosity characterization *via* argon sorption measurements revealed that all the compounds investigated are microporous materials, with the BET specific surface area varying from 560 to 870 m<sup>2</sup> g<sup>−1</sup>, depending on the divalent metal ions. At 77 K and 1.2 bar, the storage capacity varies from 1.4 wt% in the Zn compound to 1.8 wt% in the Cu compound (Fig. 2a). With the exception of the Ni compound, the H<sub>2</sub> adsorption enthalpies match the Irving–Williams stability order (Fig. 2b). The larger enthalpy of adsorption for the Ni compound is likely attributed to its smaller crystallite size. Importantly, the enthalpies of adsorption for the Prussian blue analogues are all significantly higher than the 4.7–5.2 kJ mol<sup>−1</sup> range observed for MOF-5 without open metal sites (OMSs). Due to the high H<sub>2</sub> adsorption capacity of Cu<sub>3</sub>[Co(CN)<sub>6</sub>]<sub>2</sub>, Hartman *et al.* investigated the H<sub>2</sub> binding characteristic of this material.<sup>23</sup> Neutron powder diffraction (NPD) studies revealed two adsorption sites for H<sub>2</sub> molecule. One is located at the



**Fig. 2** The isotherms, heat of adsorption, and binding mechanism with respect to H<sub>2</sub> in M<sub>3</sub>[Co(CN)<sub>6</sub>]<sub>2</sub> Prussian blue analogues (M = Mn, Fe, Co, Ni, Cu, and Zn). (a) The H<sub>2</sub> uptake data are represented by the open symbols, and compared with the Langmuir–Freundlich fitting results. For clarity, the H<sub>2</sub> isotherms of the Fe and Co compounds are not shown due to the isotherm similarity between the Fe and Zn compounds as well as between the Co and Mn compounds. MOF-5 was also included for comparison. (b) The isosteric heat of H<sub>2</sub> adsorption in M<sub>3</sub>[Co(CN)<sub>6</sub>]<sub>2</sub> compounds is plotted as a function of H<sub>2</sub> coverages. (c) Difference Fourier analyses of NPD data revealed two sites for D<sub>2</sub> adsorbed in the Cu compound highlighted in red colour but different shapes, which are referred to as the (1/4, 1/4, 1/4) interstitial location and unsaturated copper site. (d) Neutron vibrational spectroscopy of the Cu compound loaded with different amounts of H<sub>2</sub> displayed the broad peaks attributable to a range of local bonding potentials for the adsorbed H<sub>2</sub> molecules. Reprinted with permission from ref. 22 and 23. Copyright 2005, American Chemical Society, and Copyright 2006, American Chemical Society.

(0.25, 0.25, 0.25) crystallographic site, while the other one is situated on the exposed Cu<sup>2+</sup> ion (Fig. 2c). Neutron vibrational spectroscopy measurements showed broad peaks (Fig. 2d), indicating a range of local binding potential for the H<sub>2</sub> molecule adsorbed, which may be explained by the aperiodic arrangement of framework vacancies.

Furthermore, valence state alternation of the metal ions provided diverse Prussian blue analogues with varied concentrations of framework vacancies. The variation of framework vacancy concentration in turn affects the material properties such as permanent porosities, framework densities, and concentration of open metal sites as well as the stability of the framework against desolvation. Their interplay leads to a complicated effect on H<sub>2</sub> adsorption performance. Eight Prussian blue analogues (Ga[Co(CN)<sub>6</sub>] (0%), Fe<sub>4</sub>[Fe(CN)<sub>6</sub>]<sub>3</sub> (25%), Cu<sub>3</sub>[Co(CN)<sub>6</sub>]<sub>2</sub> (33%), M<sub>2</sub>[Fe(CN)<sub>6</sub>] (M = Mn, Co, Ni, and Cu) (50%) and Co<sub>3</sub>[Co(CN)<sub>5</sub>]<sub>2</sub>; the value given in parentheses indicates framework vacancy concentration) were synthesized to compare the impact of framework vacancy concentration on the porosities and H<sub>2</sub> sorption properties.<sup>24</sup> The BET surface area ranges from 550 m<sup>2</sup> g<sup>−1</sup> for Fe<sub>4</sub>[Fe(CN)<sub>6</sub>]<sub>3</sub> to 750 m<sup>2</sup> g<sup>−1</sup> for Cu<sub>3</sub>[Co(CN)<sub>6</sub>]<sub>2</sub>, while the uptake capacity at 77 K and 1.2 bar varies from 0.9 wt% in Co<sub>2</sub>[Fe(CN)<sub>6</sub>] to 2.3 wt% in Cu<sub>2</sub>[Fe(CN)<sub>6</sub>]. The maximum storage uptake capacities predicted by isotherm fitting with Langmuir–Freundlich equation

are correlated with the framework vacancy concentrations, while the adsorption heats are not significantly higher for compounds incorporating framework vacancies than for fully saturated frameworks, suggesting that the H<sub>2</sub> binding interaction in these materials is not dominated by the exposed metal coordination sites.

### 2.3 MOF-74 series

The MOF-74 (also referred to as CPO-27) series based on the tetraanionic dobdc (2,5-dihydroxyterephthalate/2,5-dioxido-1,4-benzenedicarboxylate) linker and dicationic metal ion represent a family of isostructural framework compounds. They feature one-dimensional honeycomb-like hexagonal channels of about 12 Å in diameter equipped with unsaturated metal coordination sites at the vertices that are accessible to the incoming guest molecules of suitable sizes. Due to the exceptionally high density of OMSs attainable by removing the axially occupied solvent molecules, they have been widely investigated for various applications including catalysis, conductivity, drug delivery, and storage and separation of various gases.<sup>25</sup> Particularly, this structure type is compatible with the incorporation of a wide array of metal species. To date, eight different isostructural analogues with M = Mg, Mn, Fe, Co, Ni, Cu, Zn, and Cd have been fabricated. As such, they serve as an ideal platform to systematically understand the framework–adsorbate interactions.

In 2008, Zhou *et al.* measured H<sub>2</sub> sorption isotherms of five MOF-74 compounds based on Mg<sup>2+</sup>, Mn<sup>2+</sup>, Co<sup>2+</sup>, Ni<sup>2+</sup>, and Zn<sup>2+</sup>.<sup>29</sup> Q<sub>st</sub> analyses showed that the H<sub>2</sub> binding energy is heavily dependent on the metal ions, following the trend of Zn < Mn < Mg < Co < Ni. Within this series, the Zn compound holds the lowest value of −8.5 kJ mol<sup>−1</sup>, while the Ni compound has the highest value of −12.9 kJ mol<sup>−1</sup>. The trend observed for the four transition metal compounds matches the Irving–Williams sequence holding true for high-spin complexes. As revealed by first-principles calculations, the major interaction between the H<sub>2</sub> molecule and the open metal site originates from the Coulomb attraction. With regard to the Ni compound, the binding mechanism has been exposed by means of low-temperature IR spectrometry<sup>30</sup> as well as NPD.<sup>26a</sup> During H<sub>2</sub> adsorption, the IR absorbance bands appear in two distinct regions. The 4010–4040 cm<sup>−1</sup> region is associated with that interacting primarily with Ni<sup>2+</sup> ions, while the 4110–4150 cm<sup>−1</sup> region corresponds to H<sub>2</sub> bound to the organic ligand. On the basis of variable-temperature IR spectroscopy, the adsorption enthalpy was calculated to be −13.5 kJ mol<sup>−1</sup>, basically consistent with the studies of Zhou *et al.* mentioned above. NPD studies revealed that D<sub>2</sub> was located close to the open Ni(II) ion (Fig. 3a), with the Ni(II)–D<sub>2</sub> separation as short as 2.20 Å, which well correlates with the high initial heat of H<sub>2</sub> adsorption. Considering that Mg<sup>2+</sup> acts as a lightweight cation with a high charge density, the low-pressure and high-pressure H<sub>2</sub> adsorption properties as well as the H<sub>2</sub> binding nature of the Mg compound were further investigated in depth.<sup>26b</sup> The Mg compound exhibited a H<sub>2</sub> uptake capacity of 2.2 wt% at 77 K and 1 bar and a zero-coverage isosteric heat of H<sub>2</sub> adsorption at −10.3 kJ mol<sup>−1</sup>. The total adsorption amount reaches 4.9 wt% and 45 g L<sup>−1</sup> at 77 K and 100 bar, which is significantly reduced to



**Fig. 3** NPD experiments revealed (a) three  $D_2$  binding sites in Ni-MOF-74, (b) two  $D_2$  binding sites in Mg-MOF-74, (c) three  $D_2$  binding sites in Fe(II)-MOF-74, (d) seven  $D_2$  binding sites in the Co-MOF-74 isomer, and (e) five  $D_2$  binding sites in  $Fe_2(dobpdc)$ . The experimental  $D_2$  loadings are 1.5  $D_2$  per  $Ni^{2+}$  ion, 0.6  $D_2$  per  $Mg^{2+}$  ion, 2.25  $D_2$  per  $Fe^{2+}$  ion, 3.0  $D_2$  per  $Co^{2+}$  ion, and 4.5  $D_2$  per  $Fe^{2+}$  ion. (f) shows two different coordination environments of  $Mn^{2+}$  ions and two  $D_2$  molecules bound by  $Mn^{2+}$  ions in the  $Mn_2(dsdbc)$  compound as determined by NPD studies with a loading of 0.7  $D_2$  per  $Mn^{2+}$  ion. Reprinted with permission from ref. 26–28. Copyright 2013, Elsevier; Copyright 2011–2012 and 2016, Royal Society of Chemistry; and Copyright 2014, 2016, 2018 American Chemical Society.

0.8 wt% and 7.5 g L<sup>-1</sup> when the temperature increases to 298 K. Analyses of variable-temperature isotherms and FTIR yielded the comparable isosteric adsorption heats of -10.3 and -12.1 kJ mol<sup>-1</sup>, respectively. NPD experiments showed that the exposed  $Mg^{2+}$  ion is the highest-affinity adsorption site with a  $Mg-D_2$  distance of 2.45 Å, while the oxido group is the secondary adsorption site for  $D_2$  with a  $D_2-O_{oxido}$  distance of 3.5 Å (Fig. 3b), which is also supported by the INS studies. After this, the redox-active member of the MOF-74 series,  $Fe_2(dobpdc)$ , was successfully synthesized,<sup>31</sup> and the  $H_2$  storage characteristics of the Fe compound and its oxidized version were also investigated.<sup>27b</sup> The  $H_2$  uptake capacity at 77 K and 1.2 bar is 2.2 wt% and the initial  $H_2$  adsorption heat is -9.7 kJ mol<sup>-1</sup> for the Fe(II) compound. The oxidized counterpart exhibits a higher initial  $H_2$  adsorption heat (-10 kJ mol<sup>-1</sup>) in magnitude than the un-oxidized parent solid as a result of the higher charge density and thus the stronger polarizability of  $Fe^{3+}$  compared to  $Fe^{2+}$ , while it shows lower  $H_2$  storage capacity due to the reduced surface area and higher molecular weight. NPD explorations revealed that the open  $Fe^{2+}$  site is the primary adsorption site for  $D_2$  in the Fe(II) compound, with  $Fe-D_2$  contact of 2.47 Å (Fig. 3c). Two additional adsorption sites were also observed, in which  $D_2$  interacts with the one bound in the Fe(II) site with the intermolecular distance of 2.87–3.22 Å as

well as the framework with the closest atom- $D_2$  contacts of 3.2–3.3 Å. With respect to the oxidized counterpart  $Fe_2(O_2)(dobpdc)$ , the peroxide species was also the binding position for  $D_2$  adsorption, in addition to the three adsorption sites observed in the parent Fe(II) compound.

The pore environment of MOF-74 frameworks can be further varied by linker isomerization. On using *m*-dobdc (4,6-dioxido-1,3-benzenedicarboxylate) as the isomeric ligand,<sup>28a</sup> the resulting framework still retains the same overall topology. Although  $Ni_2(m-dobdc)$  and  $Ni_2(dobpdc)$  belong to a pair of ligand-originated framework isomers, the ligand field alteration results in higher charge densities of unsaturated  $Ni^{2+}$  centres in the isomeric version than that in the parent compound.<sup>28b</sup> As a result,  $Ni_2(m-dobdc)$  exhibits a binding enthalpy of up to -13.7 kJ mol<sup>-1</sup>, which is 1.4 kJ mol<sup>-1</sup> larger than that of  $Ni_2(dobpdc)$ . At 298 K and 100 bar,  $Ni_2(m-dobdc)$  takes up 11.9 g L<sup>-1</sup> of  $H_2$ , which is among the highest for the reported adsorbents under the same conditions. The usable capacity under the 5–100 bar pressure swing at 298 K is slightly reduced to 11.0 g L<sup>-1</sup>, which still outperforms that of compressed  $H_2$  under the conditions (7.3 g L<sup>-1</sup>). As a comparison,  $H_2$  is required to be compressed over 150 bar to obtain the same total volumetric usable capacity at 298 K. Taking  $Co_2(m-dobdc)$  as an example, NPD investigations revealed seven distinct adsorption sites (Fig. 3d), among which the open  $Co^{2+}$  site is the strongest adsorption site (Fig. 3d). Notably,  $Ni_2(m-dobdc)$  is the top-performing material with respect to the critical metric of usable volumetric  $H_2$  capacity at pressures between 5 and 100 bar and near ambient temperature.

By using extended but geometrically equivalent ligands such as 4,4'-dioxido-3,3'-biphenyldicarboxylate (*dobpdc*)<sup>28c,32</sup> and other analogues with multiple phenylene groups,<sup>33</sup> the pores of the MOF-74 framework can be expanded while preserving the parent framework structure. Long *et al.* investigated the  $H_2$  storage properties of the expanded MOF-74 family with a larger pore diameter of 18–22 Å based on the *dobpdc* linker and six different metal ions ( $Zn^{2+}$ ,  $Mn^{2+}$ ,  $Fe^{2+}$ ,  $Mg^{2+}$ ,  $Co^{2+}$ , and  $Ni^{2+}$ ).<sup>28c</sup> Isosteric heat of  $H_2$  adsorption ranging from -8.4 to -12.0 kJ mol<sup>-1</sup> followed a similar trend to the above-mentioned MOF-74 series. However, as a result of the higher surface areas and pore volumes, they exhibited enhanced gravimetric  $H_2$  uptake capacities but a lower volumetric one compared to the non-expanded MOF-74 series. Taking the Fe(II) compound as an example, NPD experiments revealed two extra adsorption sites, which were not observed for the non-expanded framework (Fig. 3e). The primary adsorption occurs in the metal centre with a  $Fe-D_2$  distance of 2.44 Å comparable to the one found for  $Fe_2(dobpdc)$ . The secondary site is located in the middle of the two adjacent primary sites with close  $D_2-C_{carboxylate}$  and  $D_2-O_{aryoxide}$  distances of 3.03 and 3.01 Å. The third and fourth loci lie at the ligand benzene rings. The fifth site occurs in between the two sites IV. At 298 K and 100 bar, the total gravimetric capacities range from 1.3 wt% (Zn) to 1.8 wt% (Mg) and correlate reasonably well with the respective BET surface areas. Also, the drug olsalazine was employed as an extended ligand to synthesize a mesoporous series of expanded MOF-74 analogues ( $M = Mg, Fe, Co, Ni$ , and  $Zn$ ) with the pore diameter of about 27 Å.<sup>34</sup> Despite larger pore apertures, these



frameworks exhibited  $Q_{st}$  values comparable to those of  $M_2(m\text{-dobdc})$ , ranging from  $-10.8$  to  $-12.0$  kJ mol $^{-1}$ . Variable-temperature  $H_2$  adsorption isotherms revealed strong adsorption at the open metal sites. Besides, these frameworks also displayed the utility for drug delivery.

In the materials mentioned above, each metal site is only capable of adsorbing a single gas molecule, thus resulting in a limited storage capacity. It is speculated that if a metal site contains more than one terminal solvent molecule, the low-coordinated metal centre generated *via* desolvation can accommodate more gas molecules. Based on this idea, Long *et al.* used a thiolated analogue (dsbdc, 2,5-disulfido-1,4-benzenedicarboxylate) of the dobdc linker to construct a Mn(II)-based framework compound.<sup>27a</sup> Different from Mn-MOF-74 in which all the metal has the same coordination environment, this compound contains two different kinds of octahedral metal centres (Fig. 3f). Mn1 is coordinated by six ligating atoms coming from the dsbdc linker, while the coordination of Mn2 is fulfilled with just four ligating atoms originating from dsbdc linkers and two *cis*-arranged DMF molecules. The DMF molecules can be removed upon activation as confirmed by structural analyses using synchrotron X-ray powder diffraction. NPD experiments disclosed that the exposed four-coordinated Mn $^{2+}$  ion is capable of binding two gas molecules such as  $D_2$ ,  $CD_4$  and  $CO_2$  (Fig. 3f). The Mn2- $D_2$  separation is 3.40 and 3.07 Å for  $D_2$  loadings of 0.7 and 1.4 per Mn2 ion, respectively, indicating relatively weak metal- $D_2$  interactions. This is also consistent with the result of adsorption heat extracted from temperature-dependent  $H_2$  adsorption isotherms.  $Mn_2(\text{dsbdc})$  exhibited a very modest initial binding enthalpy of  $-5.6$  kJ mol $^{-1}$ , significantly lower than the corresponding value of  $-8.8$  kJ mol $^{-1}$  in  $Mn_2(\text{dobdc})$ . The relatively weak binding enthalpy is due to the larger radius of sulfide atom relative to that of the oxido atom.

## 2.4 Metal-tetrazolate frameworks

Due to the similarities between tetrazolate and carboxylate in terms of for example  $pK_a$  values, the tetrazolate-based ligands have been designed and applied to construct porous MOFs.<sup>35</sup> The use of polytetrazolate as bridging ligands is deemed to be favourable for creating rigid frameworks with exposed metal coordination sites. As a demonstration, Long *et al.* used 1,3,5-benzenetristetrazolate (BTT) to fabricate a Mn(II)-based compound (Mn-BTT) in which the chloride-centred square-planar  $[Mn_4Cl]$  units are connected *via* the BTT ligands to yield an anionic sodalite-type network that is charge-balanced by  $[Mn(\text{DMF})_6]^{2+}$  counterions.<sup>36</sup> Desolvation engineering enables optimization of this compound to exhibit a higher surface area (2100 m $^2$  g $^{-1}$  BET) and more accessible Mn(II) sites, and thus a better  $H_2$  storage capacity. At 77 K and 90 bar, the gravimetric and volumetric uptake capacities of Mn-BTT reached 6.9 wt% and 60 g L $^{-1}$ , respectively. The latter value is only 11 g L $^{-1}$  lower than the liquid- $H_2$  density. The initial adsorption heat was found to be  $-10.1$  kJ mol $^{-1}$ , which is the highest value recorded for a MOF solid at that time. NPD studies with sequenced  $H_2$  loadings revealed four adsorption sites for  $H_2$  which are summarized in Fig. 4a. Both site I and site II are the two strongest



Fig. 4  $D_2$  binding sites in (a) Mn-BTT, (b) Cu-BTT and (c) Fe-BTT compounds as determined by the NPD experiment with the  $D_2$  loadings of 12, 30 and 20 per formula unit, respectively, and (d) comparison of their  $H_2$  adsorption heats. Reprinted with permission from ref. 36, 38 and 39. Copyright 2006, American Chemical Society; Copyright 2007, Wiley; Copyright 2010, Royal Society of Chemistry.

adsorption sites. The  $D_2$  molecule at the site I is located on the open Mn(II) centre with a Mn(II)- $D_2$  distance of 2.27 Å, while the one at site II displays multi-site interactions with both the chloride anion and four tetrazole rings. The  $D_2$  molecule at the third site located inside the large cuboctahedral cage has van der Waals contact with two tetrazole rings with a distance of 3.26 Å between  $D_2$  and the centroid of the tetrazole ring. The fourth  $H_2$  binding site was situated inside the small octahedral cage in which the four carbon atoms from the surrounding tetrazole rings are in the closest contact with the bound  $D_2$  molecule therein. This work provided the first neutron diffraction evidence for a metal- $D_2$  interaction within a MOF.

The above experiments showed that the large adsorption enthalpy of Mn-BTT is due in part to the strong interaction between  $D_2$  molecules and unsaturated Mn $^{2+}$  ions within the anionic framework skeleton. To tune the metal- $D_2$  interaction, the same group undertook the post-synthetic ion exchange experiments and studied the  $H_2$  adsorption properties of the respective ion-exchanged frameworks.<sup>37</sup> The results showed that the  $H_2$  adsorption enthalpies can be varied through ion exchange, and the Co(II)-exchanged compound exhibited an initial adsorption enthalpy of  $-10.5$  kJ mol $^{-1}$ , which is 0.4 kJ mol $^{-1}$  higher in magnitude than that of the pristine material Mn-BTT.

The inability to fully desolvate Mn-BTT limits its maximum potential for  $H_2$  storage. Replacement of Mn $^{2+}$  with Cu $^{2+}$  yielded a Cu-BTT compound that can however be fully activated to expose a greater number of open metal coordination sites for  $H_2$  adsorption.<sup>38</sup> With respect to the  $H_2$  uptake, Cu-BTT exceeds Mn-BTT at 77 K and 1.2 bar, despite the lower surface area. However, the lower surface area of Cu-BTT resulted in its lower total gravimetric  $H_2$  uptake at a higher pressure of 90 bar

(5.7 wt% vs. 6.9 wt%) in comparison to that of Mn-BTT. In terms of the  $\text{H}_2$  adsorption enthalpy, the initial value is lower for Cu-BTT ( $9.5 \text{ kJ mol}^{-1}$ ) than for Mn-BTT ( $10.1 \text{ kJ mol}^{-1}$ ) due to the Jahn–Teller effect of the copper(II) ion resulting in lower binding affinity toward  $\text{H}_2$  relative to the Mn(II) ion, which was also corroborated by NPD studies revealing that the Cu(II)– $\text{D}_2$  distance of  $2.47 \text{ \AA}$  is slightly longer than the  $2.27 \text{ \AA}$  observed for the Mn(II)– $\text{D}_2$  distance in Mn-BTT (Fig. 4b). However, with the increasing  $\text{H}_2$  loadings, the  $\text{H}_2$  adsorption heat of Cu-BTT surpassed that of Mn-BTT, which is attributed to Cu-BTT possessing more OMSs available.

Substitution of Mn(II) or Cu(II) ions in the structure with divalent cations bearing a smaller radius provides a possible approach to improve the isosteric heat of  $\text{H}_2$  adsorption because the higher charge density of the exposed metal cations on the framework surface facilitates inducing a dipole moment in  $\text{H}_2$ , thus leading to stronger binding.<sup>39</sup> To this end, they prepared an Fe(II)-based analogue *via* a high throughput methodology. The Fe(II) compound exhibited an initial  $\text{H}_2$  adsorption heat of  $-11.9 \text{ kJ mol}^{-1}$ , which is higher in magnitude than that of Mn-BTT ( $-10.1 \text{ kJ mol}^{-1}$ ) as a result of the higher charge-to-radius ratio for  $\text{Fe}^{2+}$  compared to  $\text{Mn}^{2+}$  (Fig. 4d). Also, the initial adsorption heat of Fe-BTT is larger than that of Cu-BTT ( $-9.5 \text{ kJ mol}^{-1}$ ), although  $\text{Cu}^{2+}$  is a smaller ion than  $\text{Fe}^{2+}$ , which might be due to the Jahn–Teller effect of Cu(II) ions that reduces the charge at the open coordination site. However, beyond 0.4 wt%  $\text{H}_2$  uptake, the isosteric heat of  $\text{H}_2$  adsorption for Cu-BTT overtakes that of Fe-BTT. This is likely due to the greater number of desolvated  $\text{M}^{2+}$  ions in Cu-BTT, whereas Fe-BTT retains some bound methanol molecules. The total  $\text{H}_2$  uptake of Fe-BTT reaches 4.1 wt% and  $35 \text{ g L}^{-1}$  at 77 K and 95 bar. These values are below the corresponding values recorded for Mn-BTT (6.9 wt%,  $60 \text{ g L}^{-1}$  at 90 bar), and Cu-BTT (5.7 wt%,  $53 \text{ g L}^{-1}$  at 90 bar). NPD studies reveal the four  $\text{D}_2$  binding site, with the framework  $\text{Fe}^{2+}$  ion as the strongest-affinity site (Fig. 4c). The Fe– $\text{D}_2$  distance is as short as  $2.17 \text{ \AA}$ .

One strategy for adjusting the adsorption capacity in microporous frameworks involves ligand elongation to expand the known structure types. To this end, Long *et al.* designed and synthesized two expanded versions related to the aforementioned BTT ligand, namely, 1,3,5-tri-*p*-(tetrazol-5-yl)phenylbenzene ( $\text{H}_3\text{TPB-3tz}$ ) and 2,4,6-tri-*p*-(tetrazol-5-yl)phenyltriazine ( $\text{H}_3\text{TPT-3tz}$ ), and constructed the corresponding MOFs that are isotopic with that of M-BTT as revealed by single-crystal X-ray diffraction.<sup>40</sup> Interestingly, the ligand-directed interpenetration occurs during the assembly process. Solvothermal reaction of the benzene-centred ligand with the copper ion generated the non-interpenetrated framework, while the resulting framework is doubly interpenetrated upon using the triazine-centred linker to assemble with  $\text{Mn}^{2+}$  or  $\text{Cu}^{2+}$  ion. Gas adsorption studies showed that the interpenetrated compound exhibited better framework stabilities and higher  $\text{H}_2$  storage performance. At 77 K and 80 bar, the total  $\text{H}_2$  uptake capacity of the Mn-TPT-3tz compound reached 4.5 wt% and  $37 \text{ g L}^{-1}$ , respectively. Due to the lack of unsaturated metal centres, the volumetric storage capacity of the Mn-TPT-3tz compound is lower than that of the pristine Mn-BTT compound.



Fig. 5  $\text{D}_2$  binding sites in copper-multicarboxylate frameworks of (a) HKUST-1, (b) NOTT-101 and (c) NOTT-112 compounds as determined by the NPD experiment with  $\text{D}_2$  loadings of 4, 1.82 and 2.0 per copper ion, respectively. Reprinted with permission from ref. 42 and 43. Copyright 2006, and 2009–2010, American Chemical Society.

## 2.5 Copper-multicarboxylate frameworks

Polycarboxylate ligands are a class of the most widely used organic ligands because of their strong coordination and chelation abilities as well as flexible coordination modes. In particular, coordination of the carboxylate group with  $\text{Cu}^{2+}$  is prone to yield the typical  $\text{Cu}_2(\text{COO})_4$  dicopper paddlewheel unit with the terminal solvent molecules easily desorbed as a result of the Jahn–Teller effect of the copper(II) ion, thus yielding an open copper site to increase  $\text{H}_2$  adsorption. Therefore, copper-multicarboxylate frameworks have been widely explored as  $\text{H}_2$  storage materials.

HKUST-1 is an iconic coordination framework compound composed of a dicopper paddlewheel bridged by a 3-connected organic linker 1,3,5-BTC (benzene-1,3,5-tricarboxylate) to form a tbo-type network. The removal of the axially bound  $\text{H}_2\text{O}$  molecule makes the framework Cu(II) sites available for interaction with the  $\text{H}_2$  molecule, which is evidenced by *in situ* IR spectroscopy performed at 15 K showing a  $\nu(\text{H-H})$  band of Cu(II)– $\text{H}_2$  adducts.<sup>41</sup> Also, the NPD studies established six binding sites for  $\text{D}_2$  adsorbed in HKUST-1 (Fig. 5a). The most favoured one of these sites lies in close proximity to the open Cu sites with a Cu– $\text{D}_2$  distance of  $2.39 \text{ \AA}$ .<sup>42</sup> A triazine-centred tricarboxylate ligand, namely, 4,4',4''-s-triazine-2,4,6-triyltribenzoate (TATB), was used to construct a pair of framework catenation isomers (namely, PCN-6 and PCN-6'), revealing that the framework catenation is favourable for the enhancement of  $\text{H}_2$  adsorption because the interpenetration divided the large void into a smaller one that can better fit the  $\text{H}_2$  molecule.<sup>44</sup> At 77 K and 50 bar, the total gravimetric and volumetric  $\text{H}_2$  uptake capacities of the interpenetrated compound PCN-6 are 9.5 wt% and  $53 \text{ g L}^{-1}$ , which are systematically higher than the corresponding values of 5.8 wt% and  $16.2 \text{ g L}^{-1}$  for the noninterpenetrated counterpart PCN-6'. The INS studies indicated that the much stronger interactions of adsorbed  $\text{H}_2$  with the organic linker in the catenated material originate from a greater number of interacting atoms from the organic ligands, especially at high  $\text{H}_2$  loadings.



Isophthalate-containing multicarboxylate ligands are in particular attractive for framework construction because of their propensity to form cage-type architectures.<sup>45</sup> Chen *et al.* reported the first copper–diisophthalate framework MOF-505 based on 3,3',5,5'-biphenyltetracarboxylic acid for H<sub>2</sub> adsorption.<sup>46</sup> Studies of the effect of the desolvation conditions on H<sub>2</sub> uptake indicated the favourable role of the open copper site. The fully desolvated MOF-505 exhibited 2.47 wt% H<sub>2</sub> uptake at 77 K and close to 1 bar. After this, a variety of diisophthalate ligands incorporating distinct central spacers between two terminal isophthalate units were developed, and the corresponding copper(II) frameworks were constructed for H<sub>2</sub> adsorption studies. For example, Schröder *et al.* studied the H<sub>2</sub> adsorption properties of a series of copper–diisophthalate frameworks based on tetracarboxylic acids bearing a range of polyaromatic backbones,<sup>43b,47</sup> revealing that the low-pressure H<sub>2</sub> uptake is mainly dominated by the adsorbate–adsorbent interaction that is closely related to the pore size and pore surface chemistry, while the available pore volume controls the high-pressure H<sub>2</sub> adsorption capacities. In particular, there exists an optimal pore size to obtain a significant H<sub>2</sub> storage density. With respect to NOTT-101, NPD studies revealed that the exposed copper site, the triangular window and the cusp formed by three phenyl rings are three main adsorption sites for H<sub>2</sub> (Fig. 5b). The Cu–D<sub>2</sub> distance is 2.50 Å, which is slightly longer than that observed in HKUST-1 (2.39 Å),<sup>42</sup> but clearly not of the “Kubas”-type binding.<sup>48</sup> Replacement of biphenyl in NOTT-102 with phenanthrene and 9,10-dihydrophenanthrene yielded the two frameworks NOTT-110 and NOTT-111. Compared to the parent compound, they exhibited a similar surface area and slightly lower pore sizes but significant enhancement of H<sub>2</sub> uptake at the low to medium pressure region at 77 K, indicating that the ligand curvature enables enhancement of H<sub>2</sub> adsorption.<sup>47a</sup> Zhou *et al.* used a methylene-bridged diisophthalate ligand to construct a pair of copper-based framework isomers (PCN-12 and PCN-12'). Comparison of their uptake properties revealed that the rational arrangement of the open copper site has a significant effect on H<sub>2</sub> uptake.<sup>49</sup> At 77 and 1.01 bar, the H<sub>2</sub> uptake capacity of 3.05 wt% for PCN-12 is higher than that of 2.4 wt% for its isomer PCN-12'.

The organic linkers bearing more than two isophthalate subunits were also involved in MOF construction. A rht-type topological platform based on the dicopper paddlewheel unit and triisophthalate linkers was developed by several well-known research groups of Eddaoudi,<sup>50</sup> Schröder,<sup>43a,51</sup> Farha,<sup>52</sup> and Zhou,<sup>50</sup> and explored for high-pressure H<sub>2</sub> adsorption studies. The entire structure of this type can be described as the packing of three types of polyhedral cages of cuboctahedron, truncated tetrahedron, and truncated octahedron in the ratio of 1:2:1, and has the advantage of prohibiting network interpenetration. Due to ultrahigh porosity, hierarchical cage, and OMS incorporation, they exhibited impressive H<sub>2</sub> uptake capacities. The MOFs of this structure type investigated include PCN-68/610,<sup>50</sup> NU-100/110/111,<sup>52d</sup> and NOTT-112/113/114/115/116/119/122 series.<sup>51</sup> At 77 K and 100 bar, the total H<sub>2</sub> uptake of PCN-68 reaches 13 wt%.<sup>50</sup> NPD studies on NOTT-112 have revealed five different binding sites for H<sub>2</sub> molecules (Fig. 5c).<sup>43a</sup> Interestingly, the chemically un-equivalent copper(II) ions displayed different

affinity towards H<sub>2</sub> molecules. The H<sub>2</sub> binding first occurred at the vacant copper site (CuA) within the cuboctahedral cage followed by the outside one (CuB) as the secondary binding site. The distances are 2.23 and 2.41 Å for CuA–D<sub>2</sub> and CuB–D<sub>2</sub>, respectively. The D<sub>2</sub> molecules sited at the third and fourth sites were populated nearby the triangular windows formed by three dicopper paddlewheel units and three isophthalate moieties connecting the cuboctahedral cage and the truncated tetrahedral cage. The fifth binding site is positioned with the truncated tetrahedral cage around the three-fold axis of the triangular window. Besides, a few copper-tetraisophthalate frameworks have been designed for H<sub>2</sub> storage investigation.<sup>53</sup> For example, three aromatic-rich binaphthalene-based octacarboxylates were employed as 8-connected organic linkers to construct porous copper-tetraisophthalate frameworks. They displayed high stability and impressive H<sub>2</sub> adsorption. Furthermore, H<sub>2</sub> uptake capacities can be tuned by altering side groups, ranging from 1.8 to 2.5 wt% at 77 K and 1.01 bar.<sup>53b</sup> Also, NOTT-140 with tetrahedrally-branched tetraisophthalate as a ligand was reported by Schröder's group to exhibit the total H<sub>2</sub> uptake capacity of 6 wt% at 77 K and 20 bar.<sup>53a</sup>

### 3. Regulation and optimization of H<sub>2</sub> adsorption performance

As a new entry to the field of H<sub>2</sub> storage materials, MOFs can be engineered in terms of pore dimension and shape as well as pore surface environment *via* the chemistry with respect to their compositions of inorganic secondary building unit (SBU), organic linkers and guest species for the purpose of modifying and improving the H<sub>2</sub> adsorption performance. In the following section, we discussed the strategies used for increasing the H<sub>2</sub>–framework interaction and ambient-temperature H<sub>2</sub> storage performance, balancing the gravimetric and volumetric capacities as well as improving the H<sub>2</sub> working capacities.

#### 3.1 Increasing the H<sub>2</sub>–framework interactions and ambient-temperature H<sub>2</sub> storage performance

**3.1.1 SBU design and chemistry.** Theoretical calculations have revealed that for ambient-temperature on-board H<sub>2</sub> storage, the adsorbent materials should possess the enthalpy of H<sub>2</sub> adsorption falling within the range of –15 to –20 kJ mol<sup>–1</sup>.<sup>54</sup> In particular, according to the equation derived by Bhatia and Myers, an adsorbent material should have an average adsorption enthalpy of –12.1 kJ mol<sup>–1</sup> if the operating pressure changes from 100 to 5 bar and the working temperature is at 298 K.<sup>54b</sup> However, most adsorbents bind H<sub>2</sub> *via* weak physisorption with the enthalpies near –5 kJ mol<sup>–1</sup>. To improve H<sub>2</sub> binding, one strategy is to install the coordinatively unsaturated metal centre (also termed OMS) into the framework.<sup>30</sup> The exposed positive charges are able to polarize H<sub>2</sub> more strongly than the typical framework surface available for physisorption in most storage materials. Table 1 summarizes the M–D<sub>2</sub> distance determined by NPD studies and *Q*<sub>st</sub> values extracted from varied-temperature isotherms upon H<sub>2</sub> binding on OMS-incorporated MOFs. It can

**Table 1** Summary of porous MOFs with open metal sites as one of the primary binding sites and their  $Q_{st}$  values and metal–D<sub>2</sub> contacts for H<sub>2</sub> adsorption

MOFs	OMS	M–D <sub>2</sub> (centroid) distance (Å)	– $Q_{st}$ (kJ mol <sup>–1</sup> )	Ref.
Cu(I)-MFU-4l	Cu(I)	1.6, 1.66 <sup>a</sup>	32	55
V <sub>2</sub> Cl <sub>2.8</sub> (btdd)	V(II)	1.966(8)	20.9	56
MFM-132	Cu(II)	CuA–D <sub>2</sub> : 2.07(2) CuB–D <sub>2</sub> : 2.329(15)	6.8	57
Fe-BTT	Fe(II)	2.17(5)	11.9	39
Ni-MOF-74	Ni(II)	2.201(1)	11.9	26a
Co <sub>2</sub> (m-dobdc)	Co(II)	2.23(5)	11.5	28a
NOTT-112	Cu(II)	CuA–D <sub>2</sub> : 2.23(1) CuB–D <sub>2</sub> : 2.41(1)	5.64	43a and 51
Ni <sub>2</sub> (m-dobdc)	Ni(II)	2.25(7), 2.18(4)	12.3	28a and b
Mn-BTT	Mn(II)	2.27	10.1	36
Co-MOF-74	Co(II)	2.32(2)	10.8	28a
HKUST-1	Cu(II)	2.39(1)	6.8	42
Fe <sub>2</sub> (dobpdc)	Fe(II)	2.44(7)	10.0	28c
Mg-MOF-74	Mg(II)	2.45(4)	10.3	26b
Cu-BTT	Cu(II)	2.47	9.5	38
Fe-MOF-74	Fe(II)	2.47(3)	9.7	27b
NOTT-101	Cu(II)	2.50(3)	5.38	43b
Cr-BTC	Cr(II)	2.63(2)	7.4	58
Mn <sub>2</sub> (dsbdc)	Mn(II)	3.40(4)	5.6	27a

<sup>a</sup> Determined by DFT calculations.

be seen that even so, very few MOFs have been shown to achieve the necessary binding enthalpies.

One effective approach to fabricate OMS is to remove the terminal solvent molecules attached to the metallic node during solvothermal assembly. The degree of solvent removal is highly dependent on the activation conditions including the activation solvents, activation temperature, and ramping rate. With respect to the activation solvent, low-boiling solvents such as methanol and acetone were frequently used to exchange with the guest molecules encapsulated in the pore space and even replace the terminally coordinated amide solvent molecules such as DMF (*N,N*-dimethylformamide). In terms of activation temperature, a too low one does not liberate all the terminal solvent molecules, while a too high one might result in the risk of thermal collapse of the framework. In order to maximize the pore volume and OMS density determining the saturated amount of H<sub>2</sub> adsorption and H<sub>2</sub> binding energetics, full activation should be established. Therefore, the activation conditions need to be carefully optimized prior to H<sub>2</sub> adsorption measurement. Long's work on the metal-tetrazolate frameworks for H<sub>2</sub> storage has clearly highlighted the significance of desolvation on H<sub>2</sub> adsorption performance.

As exemplified by several classes of important MOFs mentioned above, metal–H<sub>2</sub> interaction heavily depends on the nature of the metal ion and its surrounding coordination environment. The studies on the impact of divalent metal ions on the H<sub>2</sub> adsorption heat in MOF-74, expanded MOF-74 and M-BTT series showed that the isosteric heat of H<sub>2</sub> adsorption usually correlates with the ionic radii of the metal ions. As the ionic radius of the metal ion decreases, the metal ion displays a higher charge density and thus a stronger polarizing ability, resulting in the enhanced interaction between metal and dihydrogen molecule. It should be mentioned that the copper ion is

frequently an exception as a result of the Jahn–Teller effect originating from its d<sup>9</sup> electronic configuration. In particular, comparison of the D<sub>2</sub> binding behaviour of Cr-BTC<sup>58</sup> and HKUST-1<sup>42</sup> also highlighted the importance of electronic configuration of the metal ion on H<sub>2</sub> binding. There are two chemically un-equivalent copper ions in NOTT-112 and MFM-132, and they displayed different binding energies towards H<sub>2</sub>, indicating that the surrounding of copper ions is capable of yielding a certain effect on H<sub>2</sub> binding. Therefore, the charge, radius, and electronic configuration as well as its arrangement and coordination environment should be carefully considered upon the design and construction of OMSs for H<sub>2</sub> affinity improvement.

In the above examples, the Coulomb force was mainly involved in the metal–H<sub>2</sub> interaction. Inspired by a high binding enthalpy of –80 kJ mol<sup>–1</sup> in the metal–dihydrogen compound W(CO)<sub>3</sub>(<sup>1</sup>Pr<sub>3</sub>P)<sub>2</sub>(η<sup>2</sup>-H<sub>2</sub>) discovered by Kubas and co-workers,<sup>59</sup> Long *et al.* reported the first framework compound of V<sub>2</sub>Cl<sub>2.8</sub>(btdd) (H<sub>2</sub>btdd = bis(1*H*-1,2,3-triazolo[4,5-*b*],[4',5'-*i*])dibenzo[1,4]dioxin) exhibiting H<sub>2</sub> adsorption enthalpy within the optimal range for ambient temperature H<sub>2</sub> storage by using a less-reducing, weaker π-basic vanadium site capable of back-bonding interactions with H<sub>2</sub> (Fig. 6a and b).<sup>56</sup> In this material, vanadium is of mixed valences with the V(III):V(II) ratio of 2:3. The empty d<sub>σ</sub> orbital of V(II) in this material accepts the electron from the HOMO of the H<sub>2</sub> molecule, and at the same time the d<sub>π</sub> orbital offers the electron to the LUMO of the H<sub>2</sub> molecule, thus forming a “σ + π” synergistic effect to enhance the metal–H<sub>2</sub> interaction. This binding nature was collaborated by a series of isotherm measurements, spectroscopy characterization studies and theoretical calculations. The Clausius–Clapeyron analyses of the temperature-dependent H<sub>2</sub> isotherms yielded an isosteric



**Fig. 6** (a) The 3D structure of V<sub>2</sub>Cl<sub>2.8</sub>(btdd) and the coordination environment of the V(II) centre in (b) the activated framework and (c) in the framework dosed with 0.75 equiv. of D<sub>2</sub> molecules. (d) The high-pressure H<sub>2</sub> isotherm in the temperature range of 208–313 K. Reprinted with permission from ref. 56. Copyright 2021, American Chemical Society.

heat of H<sub>2</sub> adsorption of  $-20.9 \text{ kJ mol}^{-1}$ , which falls in the optimal range required for ambient-temperature H<sub>2</sub> storage. Infrared spectroscopy studies showed the appearance of two new peaks at 3919 and 4112  $\text{cm}^{-1}$  relative to the bare framework spectrum upon dosing with H<sub>2</sub> at 97 K, which are, respectively, attributed to H<sub>2</sub> strongly bound to the open V(II) sites, and H<sub>2</sub> physisorbed at the secondary non-metallic site within the materials. Red shift occurs for H<sub>2</sub> bound in the metal sites in V<sub>2</sub>Cl<sub>2.8</sub>(tbdd) compared to Ni<sub>2</sub>(*m*-dobdc), indicating the stronger backbonding from d<sub>π</sub> to LUMO, but the degree in red shift is much smaller than that typically characterized in molecular metal-dihydrogen complexes, indicating the attenuated dihydrogen activation. The weaker activation present in V<sub>2</sub>Cl<sub>2.8</sub>btdd is likely a result of the greater ionic charge at the metal centre as well as the weaker surrounding ligand field environment. Analyses of the variable-temperature IR spectrum using van't Hoff's equation give a H<sub>2</sub> binding enthalpy of  $-21 \text{ kJ mol}^{-1}$ , which is consistent with the results from isotherm measurement. Furthermore, the V-D<sub>2</sub> interaction was directly observed through NPD studies, revealing that D<sub>2</sub> binds at the V(II) centre with a distance of 1.966(8) Å accompanied with a slight change with respect to the V-Cl equatorial bonds and the Cl-V-Cl bond angle that contract and decrease, respectively, upon D<sub>2</sub> binding (Fig. 6c). High-pressure H<sub>2</sub> adsorption measurements revealed that V<sub>2</sub>Cl<sub>2.8</sub>(tbdd) achieved a total volumetric H<sub>2</sub> uptake of 10.7 g L<sup>-1</sup> at 298 K and 100 bar (Fig. 3d). The data demonstrated that stronger orbital-mediated interactions with π-basic metal sites provide a novel means of optimizing the thermodynamics of H<sub>2</sub> adsorption in porous materials for storage application.

Apart from OMS, the bridging group within the inorganic SBU was identified as the primary binding site for H<sub>2</sub>. For example, the NPD study confirms that the free bridging hydroxyl group within the pore of MFM-300(In) is the primary binding site for adsorbed D<sub>2</sub> molecules.<sup>60</sup> D<sub>2</sub> forms a direct binding interaction with the bridging hydroxyl group in the pore, and the binding distance is slightly longer than that observed in MOFs with OMSSs, consistent with the nature of the different binding mechanisms.

Asides from the design and selection of metal ions, cluster post-modification is recognized as one of the effective means to fine-tune the framework structure and thus the adsorption performance. Volkmer *et al.* reported an elegant example of post-synthetic cluster chemistry performed in the MFU-4l framework constructed from the bistriazolate BTDD<sup>2-</sup> ligand and [Zn<sub>5</sub>Cl<sub>4</sub>]<sup>6-</sup> building unit for significantly enhanced H<sub>2</sub> binding enthalpy (Fig. 7a).<sup>55b</sup> The peripheral Cl<sup>-</sup> moieties can be exchanged with formate ions, and subsequent thermal decomposition generated the corresponding framework with the retained structure containing metal hydride complexes that can react with electrophiles such as PhCOCl (Fig. 7b). Besides, metathesis of the terminal Zn<sup>2+</sup> with Cu<sup>2+</sup> followed by the Cl<sup>-</sup> to HCOO<sup>-</sup> ligand exchange and subsequent thermal activation afforded the corresponding framework material [Cu(I)-MFU-4l] bearing threefold-coordinated unsaturated Cu(I) sites that showed remarkably strong but fully reversible binding of small molecules under ambient conditions (Fig. 7b and c). The H<sub>2</sub>



Fig. 7 (a) The structure of MFU-4l, (b) schematic representation of the conversion of MFU-4l into its corresponding hydride-containing and Cu(I)-containing compounds, and (c) binding geometries for H<sub>2</sub>, N<sub>2</sub>, O<sub>2</sub> and C<sub>2</sub>H<sub>4</sub> at the Cu(I) site as determined by DFT calculations. (d) D<sub>2</sub> binding sites for Cu(I)-MFU-4l determined at 7 K by NPD experiments at a 0.75 D<sub>2</sub>/Cu at the dosing temperatures of 40 K (left) and 77 K (right). Reprinted with permission from ref. 55a and b. Copyright 2014, Wiley. Copyright 2021, American Chemical Society.

adsorption heat was estimated to be up to  $-32.3 \text{ kJ mol}^{-1}$ . This work highlighted the promising potential of copper(I)-containing materials bearing a higher OMS density for H<sub>2</sub> storage. NPD studies performed by Long *et al.* revealed that the D<sub>2</sub> binding in Cu-MFU-4l followed a precursor-mediated adsorption path (Fig. 7d).<sup>55a</sup> At the D<sub>2</sub> dosing temperature of 40 K, the unsaturated copper centre serves as a very strong binding site (site I) but with very low occupancy, while the pentanuclear tetrahedral node acts as the highest occupancy site (site II). The additional site (site I\*) located above site I represents a metastable physisorbed state that serves as a precursor to chemisorption. When the dosing temperature is increased to 77 K and much higher, the sites I and I\* were occupied exclusively, and the occupancy of site I becomes much populated. More recently, starting from the existing framework compound MFU-4l,<sup>61</sup> Farha *et al.* adopted post-synthetic ionic exchange to obtain a Li<sup>+</sup>-decorated isorecticular compound MFU-4l-Li, exhibiting a better performance than its parent compound with respect to H<sub>2</sub> storage and release, which is



mainly attributed to the increase in the pore volume after transmetalation.<sup>62</sup> At 77 K and 100 bar, the gravimetric and volumetric H<sub>2</sub> uptake capacities of MFY-4l-Li are 9.9 wt% and 52.4 g L<sup>-1</sup>, which are 28.6% and 12.7% higher than the corresponding values of the parent compound (7.7 wt% and 46.5%). Under combined temperature and pressure swing conditions (77K/100 bar → 160 K/5 bar), the gravimetric and volumetric working capacities of MFU-4l-Li are 9.4 wt% and 50.2 g L<sup>-1</sup>, which also significantly exceed those examined for the parent compound (7.3 wt% and 44.3 g L<sup>-1</sup>). The H<sub>2</sub> isosteric heat of adsorption varies from -5.4 to -3 KJ mol<sup>-1</sup> during the entire adsorption process. The relatively modest adsorption heat might be responsible for its high working capacity under the operational conditions. The above-mentioned adsorption data place MFU-4l-Li among the best MOF-based materials for H<sub>2</sub> storage application.

With respect to the ambient temperature H<sub>2</sub> storage, Ni<sub>2</sub>(*m*-dobdc) is one of the best H<sub>2</sub> storage materials.<sup>28b</sup> At 298 K and 100 bar, the total volumetric H<sub>2</sub> uptake reaches 11.9 g L<sup>-1</sup>, which only slightly drops to 11.0 g L<sup>-1</sup> upon considering the 5–100 bar working capacities. The total volumetric capacity represents a 39% increase over compressed H<sub>2</sub> under the same conditions (7.7 g L<sup>-1</sup>). Usable H<sub>2</sub> capacities achieved with this material are greater than those of compressed H<sub>2</sub> under a range of conditions.

**3.1.2 Linker design and chemistry.** INS (inelastic neutron scattering) studies of H<sub>2</sub> adsorption in MOF-5 have revealed that in addition to the inorganic metal cluster, the organic linker is also a binding site for H<sub>2</sub>, indicating the important role of ligand selection. Incorporation of more conjugated aromatic rings into the organic linkers can not only significantly enhance the rigidity and stability of the resulting materials but also provide strong affinity for guest molecules based on specific van der Waals interactions. Based on this idea, Schröder's group reported a rht-type MOF denoted MFM-132 based on the dicopper paddlewheel and anthracene-decorated trisophthalate linker.<sup>57</sup> Due to the bulky anthracene, the structure contains a fourth cage in addition to the typical three cages observed in rht-type MOFs. The desolvated framework exhibited an exceptionally high volumetric capacity of 52 g L<sup>-1</sup> at 77 K and 60 bar. NPD studies showed that a cleft formed by the anthracene moieties within the pores of MFM-132 is directly responsible for its excellent H<sub>2</sub> adsorption performance by creating specific ligand-based binding domains.

The organic ligands can be modified to induce stronger interactions with H<sub>2</sub>. Pre-synthetic incorporation of polar functional groups, electronegative heteroatoms, and crown ether as specific metal-recognizing sites into the ligand skeleton has the potential to produce the enhanced H<sub>2</sub>-binding sites.<sup>63</sup> For example, Schröder's work showed that the pre-synthetic incorporation of functional groups such as methyl and fluorine into copper-diisophthalate frameworks endowed the resulting materials with enhanced heat of H<sub>2</sub> adsorption.<sup>43b</sup> A Zr-MOF containing sulphur heteroatom displayed higher H<sub>2</sub> sorption capacities than its heteroatom-free counterpart, which is attributed to the enhanced framework electronegativity arising from sulphur

doping.<sup>63</sup> SNU-200 bearing the 18-crown-6 moiety in the strut is capable of selective inclusion of cations such as K<sup>+</sup>, NH<sub>4</sub><sup>+</sup>, and MV<sup>2+</sup> (methyl viologen). In particular, the K<sup>+</sup>-bound compound exhibited the highest *Q*<sub>st</sub> value of -9.92 kJ mol<sup>-1</sup> which is attributed to K<sup>+</sup> ion providing accessible vacant coordination sites.<sup>64</sup> Also, post-synthetic covalent ligand modification is also presented as a means to modify the pore structures and thus tune the H<sub>2</sub> adsorption properties. For example, three framework compounds (IRMOF-3, UMCM-1-NH<sub>2</sub> and DMOF-1-NH<sub>2</sub>) containing the amino group can be modified in a controlled manner with benzoic anhydride and phenylisocyanate. The resulting modified frameworks displayed enhancement in the sorption affinity of MOFs with H<sub>2</sub> for the entire coverage range.<sup>65</sup>

Reduction of redox-active ligands with lithium metal provides an avenue to doping the framework with Li<sup>+</sup> ions. For example, the interpenetrated framework of Zn<sub>2</sub>(NDC)<sub>2</sub>(diPyNI) can be directly reduced with lithium metal in DMF, yielding the Li<sup>+</sup>-doped compound exhibiting a higher H<sub>2</sub> adsorption heat over the entire loading range and a larger H<sub>2</sub> uptake capacity at 77 K and 1 atm compared to the pristine compound (Fig. 8). The possible reasons for the significant improvement include enhanced ligand polarizability, introduction of charge-balanced Li<sup>+</sup> ions and increased surface area induced by framework displacement.<sup>66</sup> Goddard III *et al.* also employed the computational methods to confirm that such lithium-doped MOFs displayed significantly improved H<sub>2</sub> uptake capacities at ambient temperature relative to the undoped parent compound. The Li-MOF-C300 binds 4.56 wt% H<sub>2</sub> at 50 bar pressure, which is an order of magnitude higher than that of pure MOF-C300.<sup>67</sup>

The acid-base reaction is also utilized for linker modification. For example, the addition of a lithium alkoxide group to an organic linker is proposed as a protocol to establish Li<sup>+</sup> doping of MOFs. A hydroxyl-modified MIL-53(Al) analogue was synthesized by substituting terephthalic acid with 2-hydroxyterephthalic acid, and subsequent deprotonation of the hydroxyl group including the bridging OH groups and the pendent OH group with lithium diisopropylamide (LDA) afforded the Li<sup>+</sup>-doping material with the preservation of the framework structure. Compared to the un-doped solid, the resulting material exhibited a slightly decreased surface area but significant enhancement in H<sub>2</sub> uptake capacity and adsorption heat, highlighting the usefulness of Li<sup>+</sup> doping.<sup>68</sup>

Apart from experimental exploration, theoretical investigation was performed. Froudakis *et al.* studied the effect of the ligand modification with lithium atoms on H<sub>2</sub> storage capacities of MOFs *via* combined quantum mechanics and GCMC (grand canonical Monte Carlo) simulations.<sup>69</sup> IRMOF-8 (naphthalene dicarboxylate as linker) and IRMOF-14 (pyrenedicarboxylate as linker) were chosen as two model MOFs in which the hydrogen atoms of the organic linkers were substituted with lithium alkoxide groups without changing the material frameworks. Compared to the unmodified MOFs, the functionalized version showed a significant improvement in terms of the interaction energies and gravimetric H<sub>2</sub> storage capacities at cryogenic (77 K) and ambient (300 K) temperatures.

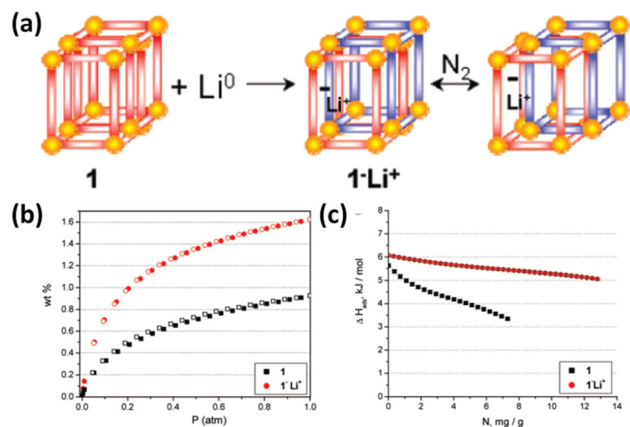


Fig. 8 (a) Illustration of the chemical conversion of  $\text{Zn}_2(\text{NDC})_2(\text{diPyNI})$  into  $\text{Zn}_2(\text{NDC})_2(\text{diPyNI})\cdot\text{Li}^+$  via framework reduction and framework displacement leading to the enhanced (b)  $\text{H}_2$  uptake capacity and (c) isosteric heat of  $\text{H}_2$  adsorption. Reprinted with permission from ref. 66. Copyright 2007, American Chemical Society.

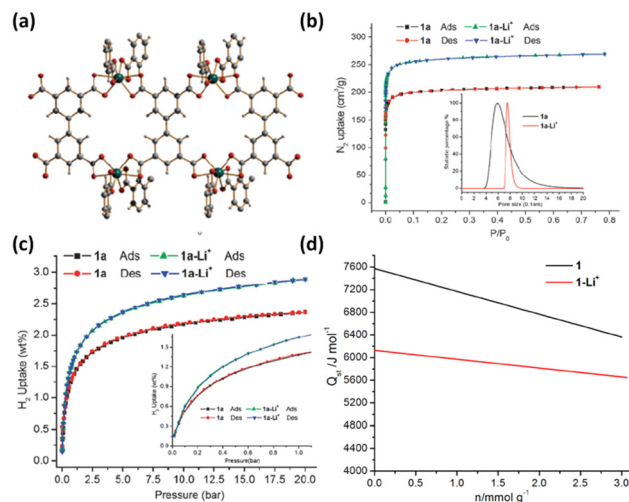


Fig. 9 (a) The partial structure of  $(\text{Me}_2\text{NH}_2)[\text{In}(\text{L})]$  and comparison of (b)  $\text{N}_2$  and (c)  $\text{H}_2$  isotherms at 77 K and (d)  $\text{H}_2$  adsorption heat for  $(\text{Me}_2\text{NH}_2)[\text{In}(\text{L})]$  before and after  $\text{Li}^+$  exchange. Reprinted with permission from ref. 70. Copyright 2008, Royal Society of Chemistry.

**3.1.3 Guest chemistry.** A number of theoretical and modelling studies have suggested that the introduction of lightweight non-transition metal ions such as  $\text{Li}^+$ ,  $\text{Na}^+$  or  $\text{Mg}^{2+}$  might afford non-dissociative  $\text{H}_2$  binding, thus enhancing the overall adsorption of  $\text{H}_2$ .<sup>71</sup> In particular,  $\text{Li}^+$ -doped materials appear to be especially interesting in this regard because lithium as the hardest alkali metal shows the strongest interaction with  $\text{H}_2$  molecules among other alkali metals through charge-induced dipole and quadrupole moments. Due to the high reactivity of  $\text{Li}(0)$ , the chemical reduction of organic struts using lithium metal to realize  $\text{Li}^+$ -doping might be operatively complex and intrinsically problematic. In contrast, post-synthetic exchange of extra-framework counter ions in the anionic framework compounds with  $\text{Li}^+$  ions provides a means to producing  $\text{Li}^+$ -doped materials. However, literature survey showed that the effect of  $\text{Li}^+$ -doping on  $\text{H}_2$  adsorption varies from MOF to MOF. For example, an anionic coordination framework  $(\text{Me}_2\text{N})[\text{InL}]$  ( $\text{H}_4\text{L}$  = biphenyl-3,3',5,5'-tetracarboxylic acid) incorporated the  $\text{Me}_2\text{NH}_2^+$  as the counterion, which can be exchanged by  $\text{Li}^+$  ions and  $\text{H}_3\text{O}^+$  ions (Fig. 9a).<sup>70</sup> The  $\text{Li}^+$ -exchanged material displayed a lower isosteric heat (Fig. 9d) for  $\text{H}_2$  adsorption but higher  $\text{H}_2$  uptake (Fig. 9c) than the parent material. The increase in  $\text{H}_2$  uptake capacity is due to an increase in accessible pore volume on cation exchange (Fig. 9b), while lower adsorption enthalpy is consistent with increased pore size and in turn indicated that the introduced  $\text{Li}^+$  ion is not accessible to the incoming  $\text{H}_2$  molecule and might be coordinated by ligand carboxylate oxygen atoms. In contrast,  $\text{Li}^+$ -exchange performed in a series of anionic In-diisophthalate frameworks (NOTT-200, NOTT-206, and NOTT-208) resulted in the simultaneous increase of both uptake capacity and adsorption heat of  $\text{H}_2$ .<sup>72</sup>

A strong electrostatic field can be introduced *via* post-synthetic ionic exchange. The ion exchange and its effect on  $\text{H}_2$  adsorption energy and uptake were investigated by utilizing a zeolite-like anionic framework compound of  $[\text{Me}_2\text{N}]_{48}[\text{In}_{48}(\text{HImDC})_{96}]$  ( $\text{H}_3\text{ImDC}$  = 4,5-imidazolidicarboxylic acid) as the

starting compound.<sup>73</sup> The extra-framework cation of  $\text{Me}_2\text{NH}_2^+$  can be fully exchanged with  $\text{Li}^+$  and  $\text{Mg}^{2+}$  ions. They existed in the form of aqua complexes in the resulting MOFs so that the adsorbed  $\text{H}_2$  molecules cannot directly bind with the extra-framework cations, thus resulting in similar  $\text{H}_2$  adsorption properties. However, the electrostatic field formed between the anionic framework and counterion afforded the enhanced adsorption heat of the exchanged materials compared to that of the pristine MOF because of the higher charge/size ratio of  $\text{Mg}^{2+}$  and  $\text{Li}^+$  ions relative to the  $\text{Me}_2\text{NH}_2^+$  ion.

Apart from the above-mentioned impregnation method, a direct synthesis method involving the introduction of  $\text{LiOH}$  into the solvothermal reaction system was developed for  $\text{Li}$ -doping.<sup>74</sup> The  $\text{Li}$ -included samples displayed increased pore size, surface area, and  $\text{H}_2$  uptake capacity.

**3.1.4 Pore size/shape optimization.** Tailoring the pore size to fit the molecular dimensions of the stored  $\text{H}_2$  molecule (2.89 Å kinetic diameter) is an established strategy for enhancing the binding energy between the framework and  $\text{H}_2$  as a result of the enhanced overlapping potentials from the opposite pore walls for  $\text{H}_2$  molecule.<sup>75</sup> In this aspect, framework interpenetration was usually utilized to create a narrow pore size that well matches the  $\text{H}_2$  molecule. For example, *Li et al.* reported a two-fold interpenetrated MOF based on dicopper paddlewheel and 4,4'-(hexafluoroisopropylidene)-bis(benzoic acid) that features the ordered arrays of 1D microtubes with a curved internal surface. As the small window size of  $3.5 \times 3.5 \text{ Å}^2$  and the large cage size of  $5.1 \times 5.1 \text{ Å}^2$  of 1D microtubes are comparable to those of the  $\text{H}_2$  molecule, the MOF took up close to 1 wt%  $\text{H}_2$  at 298 K and 48 atm.<sup>76</sup> Also, two four-fold interpenetrated MOFs constructed from aromatic-rich binaphthyl-based ligands were reported to exhibit significant  $\text{H}_2$  uptakes in the range of 0.98–1.12 wt% at 298 K and 48 bar,<sup>77</sup> which benefits from the framework interpenetration together with the aromatic-rich  $\pi$  surface strengthening interaction of the framework with  $\text{H}_2$ . It should be mentioned that framework

interpenetration has the potential to improve the H<sub>2</sub>–framework interaction, but might suffer from unpredictable and difficult control as well as significant porosity reduction.

The importance of the optimized pore size for H<sub>2</sub> adsorption was also demonstrated by NPD studies of H<sub>2</sub> binding in a rare-earth MOF Y(BTC).<sup>78</sup> The desolvated framework features open Y sites and tetragonal channels of about 6 Å in diameter. It was found that the strongest adsorbed position is not the OMS but is associated with the aromatic BTC linker, with a distance of 3.7 Å between the D<sub>2</sub> and the benzene rings of the BTC linker. The results in turn indicated that small pores with an optimal pore diameter of just slightly over twice the kinetic diameter of the H<sub>2</sub> molecule strengthen the interactions between H<sub>2</sub> molecules and pore walls and thus increase the heat of H<sub>2</sub> adsorption.

Apart from the pore dimension, the pore shape also plays an important effect on H<sub>2</sub> adsorption. For example, compared to the common rectangle channels in IRMOFs, the honeycomb-like channels featuring a rolling surface in M(HBTC)(4,4'-bipy) (M = Ni and Co) strengthen the interaction of the adsorbent and H<sub>2</sub> and thus increase the H<sub>2</sub> adsorption properties at room temperature.<sup>79</sup> The Ni compound shows a high H<sub>2</sub> storage capacity of 1.20 wt% at room temperature and 72 bar.

**3.1.5 Composite fabrication and the spillover effect.** H<sub>2</sub> spillover is a catalytic phenomenon of H<sub>2</sub> chemisorption and dissociation by using platinum-group-metal nanoparticles as catalysts followed by H surface diffusion to the supports. Deployment of such an effect can improve the room-temperature H<sub>2</sub>-storage performance of MOFs. Such feasibility was for the first time demonstrated in 2006 by Yang *et al.*<sup>80</sup> They were the first to report that the H<sub>2</sub> adsorption of MOF-5 and IRMOF-8 can be significantly improved by means of H<sub>2</sub> spillover at room temperature over a wide pressure range (Fig. 10a and b). Despite a lower specific surface area, IRMOF-8 exhibited a higher H<sub>2</sub> uptake capacity than MOF-5, which might be attributed to the organic linker in IRMOF-8 possessing more benzene rings than that in MOF-5. With the use of a 10 wt% Pt/AC catalyst (namely, 5 wt% of Pt supported on active carbon) for H<sub>2</sub> dissociation, the H<sub>2</sub> storage capacity of IRMOF-8 was significantly increased to 1.8 wt% at

298 K and 100 bar, which is quite impressive. For the purpose of comparison, the unmodified IRMOF-8 and Pt/AC catalysts only displayed H<sub>2</sub> uptakes of 0.5 wt% and 1.0 wt% under the same conditions. Furthermore, the H<sub>2</sub> isotherms were totally reversible after Pt doping, which is beneficial for H<sub>2</sub> delivery. The above results initiate the increasing interest and a lot of research in exploring the spillover effect and H<sub>2</sub> storage performance enhancement using other MOFs. Recently, Wang *et al.* doped Pt nanoparticles onto UiO-66 and its derivatives, and studied the resulting compositions for H<sub>2</sub> adsorption under room temperature and high pressure (Fig. 10c).<sup>81</sup> After Pt doping, the H<sub>2</sub> uptake capacity was increased from 0.08 to 0.71 wt%, which XPS studies revealed is due to H<sub>2</sub> spillover in which spillover H<sub>2</sub> radicals hydrogenate carboxylates in MOF supports. Besides, it was found that the MOF and Pt nanoparticle size have a significant effect on the H<sub>2</sub> adsorbed in the pore.<sup>82</sup> Although the above examples have revealed the effectiveness of H<sub>2</sub> spillover for enhanced ambient-temperature H<sub>2</sub> storage, the real mechanism is still unclear and there are still some disputes on its reproduction and reversibility, which are worthy to be further investigated.

Another strategy involves metal nanoparticle fabrication inside the pore of MOFs. The preparation of Mg nanocrystals in a MOF SNU-90 based on the Zn<sub>4</sub>O cluster and the ATB (aniline-2,4,6-tribenzoate) linker was achieved by thermal decomposition of air-sensitive bis-cyclopentadienyl magnesium (Cp<sub>2</sub>Mg) vapour.<sup>82</sup> The resulting composite material exhibited enhanced isosteric heats of H<sub>2</sub> adsorption as well as H<sub>2</sub> uptake at ambient temperature compared to the pristine compound, despite the lower surface area. The synergetic physisorption and chemisorption effects were responsible for the increased adsorption heat for H<sub>2</sub> physisorption and decreased desorption temperature for H<sub>2</sub> chemisorption.

### 3.2 Improving gravimetric/volumetric capacity and their balance

The gravimetric and volumetric uptake capacities are two critical indicators of H<sub>2</sub> storage material performance, and therefore it is very important to develop effective strategies to improve them. Because the experimental and theoretical studies have revealed that the gravimetric uptake capacity is positively correlated to the gravimetric surface area, construction of high-surface-area MOFs is a route to attaining high gravimetric uptake capacity. This can be rationalized as follows. The critical temperature of H<sub>2</sub> of 33 K is lower than the usual measurement temperature of 77 K. As a result, the multilayer adsorption can hardly be attained at the supercritical temperature. Monolayer adsorption dominated in the entire adsorption process in which the amount adsorbed is basically associated with the available surface area. In fact, "Chahines rule" predicts that the maximum H<sub>2</sub> storage capacity increases linearly by 2 wt%, when the surface area increases by 1000 m<sup>2</sup> g<sup>−1</sup>, which is decreased to 0.23 wt% when the temperature increases to ambient temperature. However, it is quite difficult to create a MOF with an extremely large surface area because of Aristotle's observation that nature abhors a vacuum. Aided by isorecticular chemistry and topological guidance,



Fig. 10 Comparison of H<sub>2</sub> isotherms of (a) MOF-5 and (b) IRMOF-8 before and after Pt doping exhibiting significantly enhanced H<sub>2</sub> storage capacities via the spillover effect. (c) Schematic representation of the synthetic route of Pt/aUiO that can dissociate dihydrogen to hydrogenate the organic linker. Reprinted with permission from ref. 80 and 81. Copyright 2006 and 2021, American Chemical Society.



some ultrahigh-surface-area MOFs such as MOF-210,<sup>19</sup> NU-1501,<sup>83</sup> NOTT-112<sup>43a</sup> and PCN-68,<sup>50</sup> *etc.* have been synthesized. Indeed, they exhibited ultrahigh gravimetric H<sub>2</sub> uptake capacities. Besides, utilization of a lightweight metal ion to construct metal organic frameworks is believed to be a way to improve gravimetric uptake capacity. The metal ions evaluated mainly included Mg<sup>2+</sup>,<sup>8c</sup> Be<sup>2+</sup>,<sup>84</sup> and Al<sup>3+</sup>,<sup>83</sup> of the main group.

For the on-board transportation application, volumetric uptake capacity might be more important than the gravimetric one for a given MOF used as the H<sub>2</sub> storage adsorbent because of the limited vehicular space. Despite its importance, MOF volumetric storage has not been studied as much as gravimetric storage. Generally, MOFs with the highest gravimetric performance exhibit modest volumetric capacities. Because the volumetric uptake capacity is a product of the gravimetric uptake and the framework/packing density, a single increase in the gravimetric surface area cannot secure the high volumetric uptake capacity. To obtain high volumetric uptake capacity, MOFs should possess a high volumetric surface area and a suitable pore size. The work from Schröder's group on engineering ligand chemistry to regulate H<sub>2</sub> adsorption properties revealed that there exists an optimal pore size for a H<sub>2</sub> storage material in order to realize high H<sub>2</sub> storage densities.<sup>43b</sup> A too small pore size cannot provide enough space for H<sub>2</sub> accommodation, while a too large pore size leads to a weak affinity to the H<sub>2</sub> molecule. In fact, the theoretical explorations on idealized homogenous solids predicted that the pore size optimized for maximal volumetric H<sub>2</sub> uptake capacities at 100 bar is about 7 and 10 Å at ambient temperature and cryogenic temperature, respectively.<sup>86</sup>

Asides from the structural regulation, improving the packing density of the MOF powder is also taken into account as one efficient method to optimize the volumetric storage density, which is however relatively less explored in the open literature. Indeed, inefficient material packing can lead to up to 60% loss of volumetric density on a single-crystal basis. Recently, Matzger *et al.* reported the significant improvement of packing density and thus volumetric uptake of the benchmark framework

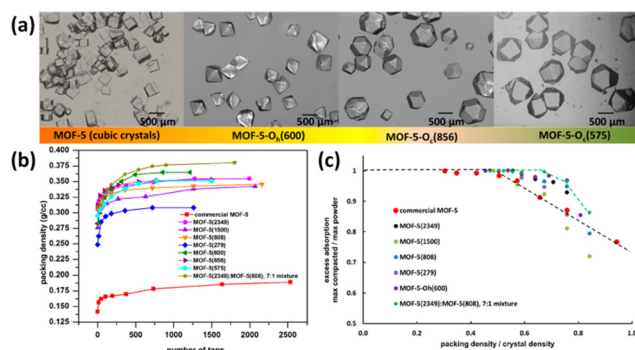
compound MOF-5 *via* engineering its morphology, size, and size distribution.<sup>85</sup> The crystal size of MOF-5 can be regulated *via* changing the synthetic parameters such as feedstock ratio, reaction temperature and duration, while the introduction of carboxylate additives into the reaction system can control the relative growth rates of different crystal faces and thus tune its morphologies varying from cubic to noncubic shapes such as cuboctahedron and octahedron (Fig. 11a). For a mixture consisting of MOF-5(2349) and MOF-5(808) with different average crystal sizes shown in the brackets in a 7:1 weight ratio, the packing density can be improved by up to 33% without a significant loss of gravimetric capacity compared to the commercial MOF-5 sample. It was demonstrated by system model projections that the volumetric capacity of a typical 700 bar compressed storage system (25 g L<sup>-1</sup>) and the DOE target 2020 volumetric capacity (30 g L<sup>-1</sup>) can be surpassed *via* engineering crystal morphology/size or use of a bimodal distribution of cubic crystal sizes coupled with system optimization.

There usually exists a trade-off between gravimetric and volumetric capacities reported for H<sub>2</sub> storage materials. Because the mass and size requirement for the on-board tank must be met to make the storage system feasible, an ideal H<sub>2</sub> adsorbent should simultaneously exhibit high gravimetric and volumetric densities. Therefore, it is crucial to ponder over the optimization of volumetric and gravimetric deliverable capacities in MOFs as concurrent objectives rather than separate ones. However, there remains a great challenge in providing satisfactory volumetric and gravimetric capacities within a single material. To date, few H<sub>2</sub> adsorbents balance high volumetric and gravimetric capacities.<sup>83,89,90,92,93</sup>

One key step toward a satisfactory trade-off between volumetric and gravimetric capacities would be to impart a single material with both high volumetric and gravimetric surface areas. In this regard, the computation method has been of great value in accelerating this search and is an effective method to identify the optimal materials. Farha and coworkers reported the simulation-motivated synthesis of an ultraporous MOF NU-1501-M based on metal trinuclear clusters exhibiting concurrently high gravimetric and volumetric BET surface areas of 7310 m<sup>2</sup> g<sup>-1</sup> and 2060 m<sup>2</sup> cm<sup>-3</sup>, which imparts the material with impressive gravimetric and volumetric storage performance for H<sub>2</sub> and methane.<sup>83</sup> Under the combined temperature and pressure swing conditions of 77 K/100 bar (adsorption) to 160/5 bar (desorption), agreeing with the tank design conditions proposed by DOE, the deliverable capacities reach 14.0 wt% and 46.2 g L<sup>-1</sup>, which is among the highest reported for MOFs.

### 3.3 Improving H<sub>2</sub> working capacities

The H<sub>2</sub> working capacity is defined as the amount of H<sub>2</sub> gas released *via* pressure reduction and typically evaluated assuming a pressure swing between 5 bar and 100 bar under the isothermal conditions. Considering that to empty a H<sub>2</sub> tank below the atmospheric pressure is not energetically economic, 5 bar has been taken as the lower limit of the working pressure. However, due to different structural factors influencing the H<sub>2</sub> adsorption performance in the high and low pressure regions, how to design



**Fig. 11** (a) Different morphologies and sizes of MOF-5 achieved through varying the solvothermal conditions and introduction of a morphology modifier. The number in the parentheses indicates the mean crystal size in microns. Comparison of (b) packing density and (c) H<sub>2</sub> uptake indicated the importance of crystal morphology and size on optimizing volumetric H<sub>2</sub> storage performance in MOFs. Reprinted with permission from ref. 85. Copyright 2021, American Chemical Society.

the MOF materials with high  $H_2$  working capacities has become a long-standing challenge that has triggered tremendous studies to improve the  $H_2$  working capacity.

With respect to the isothermal pressure-swing operation (100–5 bar & 77 K), the studies of the  $H_2$  Storage Engineering Center of Excellence (HSECoE) have positioned MOF-5, one of the most widely studied MOFs, as an important benchmark material due to its uncommon balance of both working capacities of 4.5 wt% and  $31.1 \text{ g L}^{-1}$  at 77 K. After this, the computational screening and experimental validation have identified IRMOF-20 based on thieno[3,2-*b*]thiophene-2,5-dicarboxylic acid as a candidate exceeding the MOF-5 baseline in terms of gravimetric and volumetric working capacities, which reach 5.7 wt% and  $33.4 \text{ g L}^{-1}$ .<sup>90</sup> Recently, further computational studies led to the finding of three MOFs with capacities surpassing that of IRMOF-20. They are SNU-70 (7.8 wt%, and  $34.3 \text{ g L}^{-1}$ ), UCMC-9 (7.3 wt%, and  $34.1 \text{ g L}^{-1}$ ), and PCN-610/NU-100 (10.1 wt%,  $35.5 \text{ g L}^{-1}$ ), establishing a new high-water mark for usable  $H_2$  capacities.<sup>92</sup>

Optimization of the conditions triggering the gas release is cited as an alternative approach to  $H_2$  working capacity improvement. Given that the HSECoE has proposed designing tanks for cryo-adsorption storage that operate with charge at 77 K and 100 bar and discharge at 160 K and 5 bar, a combined temperature and pressure swing is recommended to load and deliver  $H_2$  from these systems. As such, the quantity of  $H_2$  remaining in the tank after use is minimized, and therefore the deliverable  $H_2$  is maximized. However,  $H_2$  storage in MOFs using the pressure and temperature swing methods is yet to be systematically studied under these conditions experimentally. For this purpose, Snurr *et al.* used computational tools to construct 13 512 potential MOFs on the basis of 41 different topological structures and screened/predicted their  $H_2$  adsorption properties, revealing the feasibility of using MOFs for  $H_2$  storage under the suggested cryo-adsorption operating conditions.<sup>93</sup> The best MOF operating in 100 bar/77 K  $\rightarrow$  5 bar/160 K adsorption/desorption cycles achieves a  $H_2$  deliverable capacity of  $57 \text{ g L}^{-1}$ , surpassing that of current CHG (compressed  $H_2$  gas) technologies ( $35 \text{ g L}^{-1}$ , 5–700 bar). Also, computation simulations can delineate useful structure–performance relationship, which are shown in Fig. 12. A MOF material with the highest volumetric storage capacities at 77 K and 100 bar should have a void fraction of 0.85 (Fig. 12a). The largest volumetric deliverable capacity (77 K/100–160 K/5 bar) corresponds to a heat of adsorption around  $4 \text{ kJ mol}^{-1}$  (Fig. 12b), which is translated to a pore size of  $8 \text{ \AA}$  and a low void fraction (Fig. 12c). With such an optimal heat of  $H_2$  adsorption, the deliverable capacities can vary from 36 to  $57 \text{ g L}^{-1}$ , depending on the volumetric surface areas (Fig. 12b). The trade-off effect between gravimetric and volumetric deliverable capacities is topologically dependent. Namely, distinct topologies reach a maximum in volumetric deliverable capacity at different linker sizes (Fig. 12d). For the MOFs with the volumetric capacities over  $50 \text{ g L}^{-1}$ , the gravimetric deliverable capacities vary from 6 to 21 wt%. For further experimental demonstration, a new isorecticular series of (4,6)-connected MOFs (she-MOF-*x*, *x* = 1–4) together with NU-1103 were synthesized



Fig. 12 Computational simulations revealing the relationship of (a)  $H_2$  loading vs. void fraction, (b) volumetric  $H_2$  working capacities ( $\Delta H_2$ ) vs. heats of  $H_2$  adsorption, with colour showing MOF volumetric surface areas (VSA), and (c) heats of  $H_2$  adsorption and MOF void fractions vs. MOF largest cavity diameters. Highlighted points denote MOFs with  $\Delta H_2$  higher than  $53 \text{ g L}^{-1}$  and (d) volumetric vs. gravimetric  $H_2$  working capacities, with colour showing selected MOF topologies. NOTT-1103 was identified as one of the best performers in terms of balancing gravimetric and volumetric  $H_2$  working capacities with the structure and  $H_2$  isotherm shown in (e and f), respectively. Reprinted with permission from ref. 93. Copyright 2016, Royal Society of Chemistry.

and their  $H_2$  adsorption properties were measured. NU-1103, more stable than the she-MOF-X series, exhibited volumetric and gravimetric deliverable capacities of  $43.2 \text{ g L}^{-1}$  and 12.6 wt%, respectively. More recently, Farha and co-workers experimentally examined the gravimetric and volumetric working capacities of 14 MOFs under the new temperature and pressure swing tank design conditions.<sup>87</sup> A reasonably linear relationship between gravimetric working capacity and pore volume as well as a relatively constant trend for volumetric working capacities was observed for all of the 14 MOFs studied. Remarkably, the MOFs tested volumetrically exceed the DOE 2020 target of  $30 \text{ g L}^{-1}$ , which is still achievable with the exception of rht-MOF-7 even though taking into account a 25% loss in capacity upon packing. In particular, NU-125 presents the highest volumetric deliverable capacity of all MOFs studied at  $49 \text{ g L}^{-1}$ , owing partially to the favourable integration of volumetric surface area and void fraction. Also, this MOF displays a large gravimetric deliverable capacity of 7.7% overtaking the 6.5% ultimate system target.

## 4. Conclusions and outlook

Zero-carbon emission and high energy density place  $H_2$  as an attractive energy carrier to replace fossil oil in the future. The

key to the establishment of clean H<sub>2</sub> energy systems lies in H<sub>2</sub> storage. One of the promising ways is the physisorption of H<sub>2</sub> in porous solids due to fast kinetics, reversibility, and favorable thermodynamics. As reviewed above, the past two decades have witnessed the rapid development of porous MOFs for H<sub>2</sub> storage after a tentative testament to the potential feasibility of MOF-5 as a H<sub>2</sub> storage material in 2003. Besides from extremely high internal porosity, the rich structure and pore chemistry as well as diverse host-guest interaction, a feature less readily achieved in zeolites and activated carbon, afford MOFs with huge potential to tune the pore metrics and chemistry and thus regulate and optimize H<sub>2</sub> storage performance. In particular, the capacity to construct the isorecticular series makes MOFs an excellent platform for elucidating the effect of various structural parameters such as OMS, organic linker, pore size, and surface area on the H<sub>2</sub> adsorption properties, as demonstrated in several important classes of MOFs afore-discussed, thus providing the designing principles for future H<sub>2</sub> storage materials with better performance. To date, some benchmark materials have been established. In terms of adsorption heat, the highest value of  $-32 \text{ kJ mol}^{-1}$  holds for Cu(I)-MFU-4L. With respect to the balanced working capacities, MOF-5, IRMOF-20, SNU-7, and NU-100 were successively identified as the best MOFs under the isothermal pressure-swing operation. Upon considering the new tank design conditions (77 K/100 bar  $\rightarrow$  160 K/5 bar), several MOFs, in particular water-stable NU-1501-Al and NU-1103, have become the best material

performers (for details, see Table 2). In fact, their performance has exceeded that of compressed H<sub>2</sub> gas techniques.

Given that H<sub>2</sub> is a nonpolar diatomic molecule, the H<sub>2</sub>-framework interaction is usually quite weak that cannot meet the practical storage requirements. In fact, significant H<sub>2</sub> uptakes are only observed at cryogenic temperatures and high pressure. The improvement of ambient temperature H<sub>2</sub> storage capacities calls for enhancing the H<sub>2</sub>-binding energies. Theoretical calculations have revealed that the optimal H<sub>2</sub> adsorption heat for ambient-temperature storage should fall in the range of  $-15$  to  $-20 \text{ kJ mol}^{-1}$ . To date, various chemistries related to inorganic SBUs, organic linkers, and guest species have been intensively carried out to increase the H<sub>2</sub> adsorption heat. The SBU chemistry includes the introduction of open metal sites and post-synthetic metal/terminal ligand exchange. The unsaturated metal centre is capable of polarizing the H<sub>2</sub> molecule through induced dipole moment, thus yielding the dipole-induced dipole interactions. In particular, incorporation of special metal ions such as the early transition metal ion of V(II) for the formation of the Kubas-type metal-H<sub>2</sub> interaction has been initiated since the discovery of Kubas-type metal-H<sub>2</sub> molecular complexes. In addition to the nature of metal-H<sub>2</sub> interaction, the concentration of open metal sites and their rational spatial arrangement were also considered in designing MOFs with OMSs for H<sub>2</sub> storage. As demonstrated in NOTT-112, specific geometrical arrangement of open copper sites within the cuboctahedral cage strengthened the interaction of H<sub>2</sub> and open copper sites. By means of post-synthetic

**Table 2** Summary of H<sub>2</sub> adsorption properties of MOFs, with the available data recorded under the measurement pressure up to 100 bar

MOFs	$S_{\text{BET}}$ ( $\text{m}^2 \text{g}^{-1}$ )	$V_p$ ( $\text{cm}^3 \text{g}^{-1}$ )	$D_c$ ( $\text{g cm}^{-3}$ )	Total capacities (100 K and 77 K)		Working capacities (77 K, 5–100 bar)		Working capacities (77 K/100 bar, 160 K/5 bar)		$Q_{\text{st}}$ ( $\text{kJ mol}^{-1}$ )	Ref.
				Gravimetric basis (wt%)	Volumetric basis ( $\text{g L}^{-1}$ )	Gravimetric basis (wt%)	Volumetric basis ( $\text{g L}^{-1}$ )	Gravimetric basis (wt%)	Volumetric basis ( $\text{g L}^{-1}$ )		
Cu-MOF-74	1270	0.47	1.323	3.1	43.0	0.9	13.0	2.8	39.0	5.6	87
PCN-250	1780	0.71	0.896	5.4	50.8	1.6	15.7	4.9	46.4	6.6	87
Rht-MOF-7	1950	0.79	0.789	4.9	40.5	1.7	14.2	4.5	37.2	5.9	87
HKUST-1	1980	0.75	0.879	5.3	49.3	1.8	17.1	4.9	45.4	6.5	87
Zn <sub>3</sub> (BDC) <sub>2</sub> (DABCO)	2020	0.76	0.873	4.9	44.9	1.4	13.6	4.6	42.0	4.9	87
NU-1000	2200	1.48	0.571	8.0	49.5	4.6	29.6	7.6	47.1	5	87
UiO-67	2360	0.91	0.688	5.9	42.8	2.6	19.9	5.5	40.3	5.8	87
CYCU-3-Al	2450	1.56	0.477	8.2	42.9	4.9	26.2	7.9	41.0	4.5	87
UiO-68-Ant	3030	1.17	0.607	7.6	49.8	3.8	25.7	7.1	46.9	6	87
MFU-4L	3160	1.30	0.559	7.7	46.5	4.5	27.5	7.3	44.3	5.5	62 and 88
NU-125	3230	1.33	0.578	8.2	51.6	3.6	23.8	7.7	48.6	5.1	87
NOTT-112	3440	1.44	0.446	8.7	42.7	4.6	23.5	8.2	40.4	5.1	87
MOF-5	3512	1.47	0.61	8.0	53.3	4.5	31.1	7.8	51.9	NA	12
NU-1500-Al	3560	1.46	0.498	8.4	46.6	4.4	26.6	8.2	44.6	4.9	83
NU-1102	3720	1.65	0.403	9.9	45.3	6.9	30.5	9.6	43.7	4.5	89
MFU-4L-Li	4070	1.66	0.479	9.9	52.4	5.9	32.4	9.4	50.2	5.4	62
IRMOF-20	4073	1.56	0.51	9.3	52.7	5.7	33.4	9.1	51.0	NA	90
NU-1101	4340	1.72	0.459	9.5	48.7	6.1	29.9	9.1	46.6	5.5	89
BUT-22	4380	2.01	0.381	12.0	45.8	7.8	30.3	11.6	44.1	4.7	91
SNU-70	4944	2.14	0.411	10.7	48.9	7.8	34.3	10.6	47.9	NA	92
UMCM-9	5039	2.31	0.372	11.5	48.5	7.3	34.1	11.3	47.4	NA	92
NU-100	6050	3.17	0.29	14.1	48.1	10.1	35.5	13.9	47.6	NA	92
NU-1103	6246	2.72	0.298	12.9	44.9	10.1	33.3	12.6	43.2	3.8	89 and 93
NU-1501-Fe	7140	2.90	0.299	13.6	46.9	9.4	33.9	13.2	45.4	4	83
NU-1501-Al	7310	2.91	0.283	14.5	47.9	10.3	35.5	14.0	46.2	4	83

$S_{\text{BET}}$ : BET specific surface area;  $V_p$ : pore volume;  $D_c$ : framework density;  $Q_{\text{st}}$ : isosteric heat of H<sub>2</sub> adsorption at zero coverage; NA: not available.



metal and terminal ligand exchange, the monovalent copper(I) chemistry at SBU for example was also explored for binding H<sub>2</sub>. The utilization of an aromatic linker to construct a  $\pi$ -rich pore surface, chemical reduction of redox-active ligand with elemental Li(0), the acid–base reaction between the acidic functional group grafted at the organic linker and lithium-containing base for lithium doping, and post/pre-synthetic covalent modification of the ligands with polar functional groups represent notable synthetic strategies involving the linker chemistry. Regarding guest chemistry, a variety of guest species, in particular Li<sup>+</sup> ion, can be incorporated in the MOF pores *via* post-synthetic ion exchange and pre-synthetic introduction of LiOH into the reaction system. In addition, metal nanoparticles can be embedded in the pore exhibiting the synergistic effect of physisorption and chemisorption. For example, the doping of Pt nanoparticles to achieve H<sub>2</sub> spillover can improve the room-temperature H<sub>2</sub>-storage performance of MOFs.

For the development of H<sub>2</sub>-adsorbing MOFs, a high H<sub>2</sub> sorption capacity is an important criterion. To this end, the corresponding strategies have been established. The strategies to increase the gravimetric capacities include the construction of ultrahigh surface area MOFs and employment of the lightweight alkaline and alkaline earth ions for example as metal ions. The volumetric uptake capacities can be optimized by structural tuning with a suitable pore size and volumetric surface areas, which is more difficult to achieve than the gravimetric one. Besides, engineering the crystal morphology is an effective method to improve the packing density and thus boost volumetric performance. However, the mutual restriction of structural parameters makes it quite challenging to simultaneously obtain both high capabilities. An ideal MOF material should exhibit good gravimetric and volumetric H<sub>2</sub> uptake capacities. The computational simulation plays an important role in accelerating the identification of the optimized materials with balanced gravimetric and volumetric capacities. Regarding working capacities, deployment of the combined temperature and pressure swing also afforded a technical route to enhance the deliverable amount of H<sub>2</sub> fuel.

A detailed understanding of the H<sub>2</sub> sorption mechanism including the position, occupancy, and orientation of the adsorbed H<sub>2</sub> in the framework as well as H<sub>2</sub>–framework interactions is very crucial in H<sub>2</sub> adsorption studies. Such information can be directly and/or indirectly acquired and extracted using advanced spectroscopic characterization techniques such as NPD, INS, *in situ* synchrotron powder diffraction,<sup>94</sup> and *in situ* low-temperature IR spectroscopy in combination with the corresponding DFT theoretical calculations. The low X-ray scattering factor of an H atom limits the single-crystal X-ray diffraction technique, being seldom applied to structurally characterize H<sub>2</sub> adsorption sites. Depending on the MOF structure investigated, the primary H<sub>2</sub> adsorption sites might be located on different positions, including the open metal sites, the bridging OH groups, the organic linker, small windows and so on, which can be considered as H<sub>2</sub> binding sites being incorporated into the framework upon the design and construction of future H<sub>2</sub> storage materials. These investigations would afford key

guidance for the rational design and construction of porous MOFs with enhanced performance.

Although significant progress in development of MOFs as H<sub>2</sub> storage media has been made, there are many concerns that are not fully solved, including but not limited to the common issues associated with the framework stability, production cost, material machinability/shaping, and intrinsic heat management during use, to name a few. In particular, due to the weak interaction between MOFs and H<sub>2</sub>, the development of MOFs that can operate under ambient conditions has so far been unsuccessful. Further efforts should be devoted to simulating the Kubas-type metal–H<sub>2</sub> interaction in the MOF compounds to improve H<sub>2</sub> binding energies. Besides, the optimization and balancing of gravimetric and volumetric uptake capacities to address the trade-off effect as well as deep understanding of H<sub>2</sub> binding mechanism *via* spectral techniques and structure–performance correlation is still the future research direction. Since the mechanism investigation usually involves very low temperature, the H<sub>2</sub> binding behaviour under practical storage conditions is still unclear and requires continued investigation. We firmly believe that further collaboration between experimental and theoretical researchers and industrial partners around the world will accelerate the commercialization and industrialization of some promising MOFs applied in our daily lives for H<sub>2</sub> fuel storage in the near future.

## Conflicts of interest

There are no conflicts to declare.

## Acknowledgements

We acknowledge financial support from the Natural Science Foundation of China (no. 21771162 and 51802284) and Zhejiang Provincial Natural Science Foundation of China (LY20E020007).

## Notes and references

- 1 A. C. Dillon, K. M. Jones, T. A. Bekkedahl, C. H. Kiang, D. S. Bethune and M. J. Heben, *Nature*, 1997, **386**, 377–379.
- 2 (a) Z. Chen, K. O. Kirlikovali, K. B. Idrees, M. C. Wasson and O. K. Farha, *Chem*, 2022, **8**, 1–24; (b) Y. Yan, S. Yang, A. J. Blake and M. Schroder, *Acc. Chem. Res.*, 2014, **47**, 296–307; (c) M. P. Suh, H. J. Park, T. K. Prasad and D.-W. Lim, *Chem. Rev.*, 2012, **112**, 782–835; (d) D. Zhao, D. Yuan and H.-C. Zhou, *Energy Environ. Sci.*, 2008, **1**, 222–235; (e) Y. He, F. Chen, B. Li, G. Qian, W. Zhou and B. Chen, *Coord. Chem. Rev.*, 2018, **373**, 167–198; (f) X. Lin, J. Jia, P. Hubberstey, M. Schröder and N. R. Champness, *CrystEngComm*, 2007, **9**, 438–448; (g) J. L. C. Rowsell and O. M. Yaghi, *Angew. Chem., Int. Ed.*, 2005, **44**, 4670–4679; (h) Y. He, W. Zhou, R. Krishna and B. Chen, *Chem. Commun.*, 2012, **48**, 11813–11831.
- 3 (a) P. Zhou, L. Yue, X. Wang, L. Fan, D.-L. Chen and Y. He, *ACS Appl. Mater. Interfaces*, 2021, **13**, 54059–54068; (b) L. Fan, L. Yue, W. Sun, X. Wang, P. Zhou, Y. Zhang and Y. He, *ACS Appl. Mater. Interfaces*, 2021, **13**, 40788–40797; (c) L. Fan, P. Zhou, X. Wang, L. Yue, L. Li and Y. He, *Inorg. Chem.*, 2021, **60**, 10819–10829; (d) T. Lan, L. Li, Y. Chen, X. Wang, J. Yang and J. Li, *Mater. Chem. Front.*, 2020, **4**, 1954–1984; (e) B. Li, H. Wang and B. Chen, *Chem. – Asian J.*, 2014, **9**, 1474–1498; (f) J.-R. Li, J. Sculley and H.-C. Zhou, *Chem. Rev.*, 2012, **112**, 869–932.

- 4 (a) Y. Cui, Y. Yue, G. Qian and B. Chen, *Chem. Rev.*, 2012, **112**, 1126–1162; (b) B. Chen, S. Xiang and G. Qian, *Acc. Chem. Res.*, 2010, **43**, 1115–1124; (c) M. D. Allendorf, C. A. Bauer, R. K. Bhakta and R. J. T. Houk, *Chem. Soc. Rev.*, 2009, **38**, 1330–1352.
- 5 C. Wang, T. Zhang and W. Lin, *Chem. Rev.*, 2012, **112**, 1084–1104.
- 6 (a) M. Zhao, S. Ou and C.-D. Wu, *Acc. Chem. Res.*, 2014, **47**, 1199–1207; (b) A. Corma, H. García and F. X. L. I. Xamena, *Chem. Rev.*, 2010, **110**, 4606–4655.
- 7 (a) D. Zhao, K. Yu, X. Han, Y. He and B. Chen, *Chem. Commun.*, 2022, **58**, 747–770; (b) Y. He, W. Zhou, G. Qian and B. Chen, *Chem. Soc. Rev.*, 2014, **43**, 5657–5678; (c) P. Horcajada, R. Gref, T. Baati, P. K. Allan, G. Maurin, P. Couvreur, G. Férey, R. E. Morris and C. Serre, *Chem. Rev.*, 2012, **112**, 1232–1268.
- 8 (a) Y. E. Cheon, J. Park and M. P. Suh, *Chem. Commun.*, 2009, 5436–5438; (b) Y. E. Cheon and M. P. Suh, *Chem. Commun.*, 2009, 2296–2298; (c) M. Dincă and J. R. Long, *J. Am. Chem. Soc.*, 2005, **127**, 9376–9377.
- 9 X. Zhang, Z. Chen, X. Liu, S. L. Hanna, X. Wang, R. Taheri-Ledari, A. Maleki, P. Li and O. K. Farha, *Chem. Soc. Rev.*, 2020, **49**, 7406–7427.
- 10 L. Ma, A. Jin, Z. Xie and W. Lin, *Angew. Chem., Int. Ed.*, 2009, **48**, 9905–9908.
- 11 (a) D. P. Broom, C. J. Webb, K. E. Hurst, P. A. Parilla, T. Gennett, C. M. Brown, R. Zacharia, E. Tylanakis, E. Klontzas, G. E. Froudakis, T. A. Steriotis, P. N. Trikalitis, D. L. Anton, B. Hardy, D. Tamburello, C. Corngale, B. A. V. Hassel, D. Cossement, R. Chahine and M. Hirscher, *Appl. Phys. A: Mater. Sci. Process.*, 2016, **122**, 151; (b) Y. Basdogana and S. Keskin, *CrystEngComm*, 2015, **17**, 261–275; (c) M. Hirscher, B. Panella and B. Schmitz, *Microporous Mesoporous Mater.*, 2010, **129**, 335–339; (d) L. J. Murray, M. Dincă and J. R. Long, *Chem. Soc. Rev.*, 2009, **38**, 1294–1314; (e) A. W. C. V. D. Berg and C. O. Areán, *Chem. Commun.*, 2008, 668–681.
- 12 S. S. Kaye, A. Dailly, O. M. Yaghi and J. R. Long, *J. Am. Chem. Soc.*, 2007, **129**, 14176–14177.
- 13 N. L. Rosi, J. Eckert, M. Eddaoudi, D. T. Vodak, J. Kim, M. O’Keeffe and O. M. Yaghi, *Science*, 2003, **300**, 1127–1129.
- 14 M. Eddaoudi, J. Kim, N. Rosi, D. Vodak, J. Wachter, M. O’Keeffe and O. M. Yaghi, *Science*, 2002, **295**, 469–472.
- 15 J. L. C. Rowsell, A. R. Millward, K. S. Park and O. M. Yaghi, *J. Am. Chem. Soc.*, 2004, **126**, 5666–5667.
- 16 H. K. Chae, D. Y. Siberio-Pérez, J. Kim, Y. Go, M. Eddaoudi, A. J. Matzger, M. O’Keeffe and O. M. Yaghi, *Nature*, 2004, **427**, 523–527.
- 17 M. G. Nijkamp, J. E. M. J. Raaymakers, A. J. V. Dillen and K. P. D. Jong, *Appl. Phys. A*, 2001, **72**, 619–623.
- 18 J. I. Feldblyum, A. G. Wong-Foy and A. J. Matzger, *Chem. Commun.*, 2012, **48**, 9828–9830.
- 19 H. Furukawa, N. Ko, Y. B. Go, N. Aratani, S. B. Choi, E. Choi, A. Ö. Yazaydin, R. Q. Snurr, M. O’Keeffe, J. Kim and O. M. Yaghi, *Science*, 2010, **329**, 424–428.
- 20 K. Koh, A. G. Wong-Foy and A. J. Matzger, *Angew. Chem., Int. Ed.*, 2008, **47**, 677–680.
- 21 K. Koh, A. G. Wong-Foy and A. J. Matzger, *J. Am. Chem. Soc.*, 2009, **131**, 4184–4185.
- 22 S. S. Kaye and J. R. Long, *J. Am. Chem. Soc.*, 2005, **127**, 6506–6507.
- 23 M. R. Hartman, V. K. Peterson and Y. Liu, *Chem. Mater.*, 2006, **18**, 3221–3224.
- 24 S. S. Kaye and J. R. Long, *Catal. Today*, 2007, **312**, 311–316.
- 25 (a) B. R. Barnett, S. T. Parker, M. V. Paley, M. I. Gonzalez, N. Biggins, J. Oktawiec and J. R. Long, *J. Am. Chem. Soc.*, 2019, **141**, 18325–18333; (b) H. Kim and Y. Jung, *J. Phys. Chem. Lett.*, 2014, **5**, 440–446; (c) Y. He, R. Krishna and B. Chen, *Energy Environ. Sci.*, 2012, **5**, 9107–9120; (d) E. D. Bloch, W. L. Queen, R. Krishna, J. M. Zadrozny, C. M. Brown and J. R. Long, *Science*, 2012, **335**, 1606–1610.
- 26 (a) C. M. Brown, A. J. Ramirez-Cuesta, J.-H. Her, P. S. Wheatley and R. E. Morris, *Chem. Phys.*, 2013, **427**, 3–8; (b) K. Sumida, C. M. Brown, Z. R. Herm, S. Chavan, S. Bordiga and J. R. Long, *Chem. Commun.*, 2011, **47**, 1157–1159.
- 27 (a) T. Runčevski, M. T. Kapelewski, R. M. Torres-Gavosto, J. D. Tarver, C. M. Brown and J. R. Long, *Chem. Commun.*, 2016, **52**, 8251–8254; (b) W. L. Queen, E. D. Bloch, C. M. Brown, M. R. Hudson, J. A. Mason, L. J. Murray, A. J. Ramirez-Cuesta, V. K. Peterson and J. R. Long, *Dalton Trans.*, 2012, **41**, 4180–4187.
- 28 (a) M. T. Kapelewski, S. J. Geier, M. R. Hudson, D. Stück, J. A. Mason, J. N. Nelson, D. J. Xiao, Z. Hulvey, E. Gilmour, S. A. FitzGerald, M. Head-Gordon, C. M. Brown and J. R. Long, *J. Am. Chem. Soc.*, 2014, **136**, 12119–12129; (b) M. T. Kapelewski, T. e Runčevski, J. D. Tarver, H. Z. H. Jiang, K. E. Hurst, P. A. Parilla, A. Ayala, T. Gennett, S. A. FitzGerald, C. M. Brown and J. R. Long, *Chem. Mater.*, 2018, **30**, 8179–8189; (c) D. Gygi, E. D. Bloch, J. A. Mason, M. R. Hudson, M. I. Gonzalez, R. L. Siegelman, T. A. Darwish, W. L. Queen, C. M. Brown and J. R. Long, *Chem. Mater.*, 2016, **28**, 1128–1138.
- 29 W. Zhou, H. Wu and T. Yildirim, *J. Am. Chem. Soc.*, 2008, **130**, 15268–15269.
- 30 J. G. Vitillo, L. Regli, S. Chavan, G. Ricchiardi, G. Spoto, P. D. C. Dietzel, S. Bordiga and A. Zecchina, *J. Am. Chem. Soc.*, 2008, **130**, 8386–8396.
- 31 E. D. Bloch, L. J. Murray, W. L. Queen, S. Chavan, S. N. Maximoff, J. P. Bigi, R. Krishna, V. K. Peterson, F. Grandjean, O. G. J. Long, B. Smit, S. Bordiga, C. M. Brown and J. R. Long, *J. Am. Chem. Soc.*, 2011, **133**, 14814–14822.
- 32 (a) L.-C. Lin, J. Kim, X. Kong, E. Scott, T. M. McDonald, J. R. Long, J. A. Reimer and B. Smit, *Angew. Chem., Int. Ed.*, 2013, **52**, 4410–4413; (b) T. M. McDonald, W. R. Lee, J. A. Mason, B. M. Wiers, C. S. Hong and J. R. Long, *J. Am. Chem. Soc.*, 2012, **134**, 7056–7065.
- 33 H. Deng, S. Grunder, K. E. Cordova, C. Valente, H. Furukawa, M. Hmadeh, F. Gándara, A. C. Whalley, Z. Liu, S. Asahina, H. Kazumori, M. O’Keeffe, O. Terasaki, J. F. Stoddart and O. M. Yaghi, *Science*, 2012, **336**, 1018–1023.
- 34 D. J. Levine, T. e Runčevski, M. T. Kapelewski, B. K. Keitz, J. Oktawiec, D. A. Reed, J. A. Mason, H. Z. H. Jiang, K. A. Colwell, C. M. Legendre, S. A. FitzGerald and J. R. Long, *J. Am. Chem. Soc.*, 2016, **138**, 10143–10150.
- 35 M. Dincă, A. F. Yu and J. R. Long, *J. Am. Chem. Soc.*, 2006, **128**, 8904–8913.
- 36 M. Dincă, A. Dailly, Y. Liu, C. M. Brown, D. A. Neumann and J. R. Long, *J. Am. Chem. Soc.*, 2006, **128**, 16876–16883.
- 37 M. Dincă and J. R. Long, *J. Am. Chem. Soc.*, 2007, **129**, 11172–11176.
- 38 M. Dincă, W. S. Han, Y. Liu, A. Dailly, C. M. Brown and J. R. Long, *Angew. Chem., Int. Ed.*, 2007, **46**, 1419–1422.
- 39 K. Sumida, S. Horike, S. S. Kaye, Z. R. Herm, W. L. Queen, C. M. Brown, F. Grandjean, G. J. Long, A. Dailly and J. R. Long, *Chem. Sci.*, 2010, **1**, 184–191.
- 40 M. Dincă, A. Dailly, C. Tsay and J. R. Long, *Inorg. Chem.*, 2008, **47**, 11–13.
- 41 C. Prestipino, L. Regli, J. G. Vitillo, F. Bonino, A. Damin, C. Lamberti, A. Zecchina, P. L. Solari, K. O. Kongshaug and S. Bordiga, *Chem. Mater.*, 2006, **18**, 1337–1346.
- 42 V. K. Peterson, Y. Liu, C. M. Brown and C. J. Kepert, *J. Am. Chem. Soc.*, 2006, **128**, 15578–15579.
- 43 (a) Y. Yan, I. Telepeni, S. Yang, X. Lin, W. Kockelmann, A. Dailly, A. J. Blake, W. Lewis, G. S. Walker, D. R. Allan, S. A. Barnett, N. R. Champness and M. Schröder, *J. Am. Chem. Soc.*, 2010, **132**, 4092–4094; (b) X. Lin, I. Telepeni, A. J. Blake, A. Dailly, C. M. Brown, J. M. Simmons, M. Zoppi, G. S. Walker, K. M. Thomas, T. J. Mays, P. Hubberstey, N. R. Champness and M. Schröder, *J. Am. Chem. Soc.*, 2009, **131**, 2159–2171.
- 44 (a) S. Ma, J. Eckert, P. M. Forster, J. W. Yoon, Y. K. Hwang, J.-S. Chang, C. D. Collier, J. B. Parise and H.-C. Zhou, *J. Am. Chem. Soc.*, 2008, **130**, 15896–15902; (b) S. Ma, D. Sun, M. Ambrogio, J. A. Fillinger, S. Parkin and H.-C. Zhou, *J. Am. Chem. Soc.*, 2007, **129**, 1858–1859; (c) D. Sun, S. Ma, Y. Ke, D. J. Collins and H.-C. Zhou, *J. Am. Chem. Soc.*, 2006, **128**, 3896–3897.
- 45 Y. He, B. Li, M. O’Keeffe and B. Chen, *Chem. Soc. Rev.*, 2014, **43**, 5618–5656.
- 46 B. Chen, N. W. Ockwig, A. R. Millward, D. S. Contreras and O. M. Yaghi, *Angew. Chem., Int. Ed.*, 2005, **44**, 4745–4749.
- 47 (a) S. Yang, X. Lin, A. Dailly, A. J. Blake, P. Hubberstey, N. R. Champness and M. Schroder, *Chem. – Eur. J.*, 2009, **15**, 4829–4835; (b) X. Lin, J. Jia, X. Zhao, K. M. Thomas, A. J. Blake, G. S. Walker, N. R. Champness, P. Hubberstey and M. Schröder, *Angew. Chem., Int. Ed.*, 2006, **45**, 7358–7364.
- 48 G. J. Kubas, *Acc. Chem. Res.*, 1988, **21**, 120–128.
- 49 X.-S. Wang, S. Ma, P. M. Forster, D. Yuan, J. Eckert, J. J. Lopez, B. J. Murphy, J. B. Parise and H.-C. Zhou, *Angew. Chem., Int. Ed.*, 2008, **47**, 7263–7266.

- 50 D. Yuan, D. Zhao, D. Sun and H.-C. Zhou, *Angew. Chem., Int. Ed.*, 2010, **49**, 5357–5361.
- 51 Y. Yan, X. Lin, S. Yang, A. J. Blake, A. Dailly, N. R. Champness, P. Hubberstey and M. Schroder, *Chem. Commun.*, 2009, 1025–1027.
- 52 (a) G. Barin, V. Krungleviciute, D. A. Gomez-Gualdrón, A. A. Sarjeant, R. Q. Snurr, J. T. Hupp, T. Yildirim and O. K. Farha, *Chem. Mater.*, 2014, **26**, 1912–1917; (b) O. K. Farha, I. Eryazici, N. C. Jeong, B. G. Hauser, C. E. Wilmer, A. A. Sarjeant, R. Q. Snurr, S. T. Nguyen, A. Ö. Yazaydin and J. T. Hupp, *J. Am. Chem. Soc.*, 2012, **134**, 15016–15021; (c) O. K. Farha, C. E. Wilmer, I. Eryazici, B. G. Hauser, P. A. Parilla, K. O'Neill, A. A. Sarjeant, S. T. Nguyen, R. Q. Snurr and J. T. Hupp, *J. Am. Chem. Soc.*, 2012, **134**, 9860–9863; (d) O. K. Farha, A. Ö. Yazaydin, I. Eryazici, C. D. Malliakas, B. G. Hauser, M. G. Kanatzidis, S. T. Nguyen, R. Q. Snurr and J. T. Hupp, *Nat. Chem.*, 2010, **2**, 944–948.
- 53 (a) C. Tan, S. Yang, N. R. Champness, X. Lin, A. J. Blake, W. Lewis and M. Schröder, *Chem. Commun.*, 2011, **47**, 4487–4489; (b) L. Ma, D. J. Mihalcić and W. Lin, *J. Am. Chem. Soc.*, 2009, **131**, 4610–4612.
- 54 (a) H. Frost and R. Q. Snurr, *J. Phys. Chem. C*, 2007, **111**, 18794–18803; (b) S. K. Bhatia and A. L. Myers, *Langmuir*, 2006, **22**, 1688–1700.
- 55 (a) B. R. Barnett, H. A. Evans, G. M. Su, H. Z. H. Jiang, R. Chakraborty, D. Banyeretse, T. J. Hartman, M. B. Martinez, B. A. Trump, J. D. Tarver, M. N. Dods, L. M. Funke, J. Börgel, J. A. Reimer, W. S. Drisdell, K. E. Hurst, T. Gennett, S. A. FitzGerald, C. M. Brown, M. Head-Gordon and J. R. Long, *J. Am. Chem. Soc.*, 2021, **143**, 14884–14894; (b) D. Denysenko, M. Grzywa, J. Jelic, K. Reuter and D. Volkmer, *Angew. Chem., Int. Ed.*, 2014, **53**, 5832–5836.
- 56 D. E. Jaramillo, H. Z. H. Jiang, H. A. Evans, R. Chakraborty, H. Furukawa, C. M. Brown, M. Head-Gordon and J. R. Long, *J. Am. Chem. Soc.*, 2021, **143**, 6248–6256.
- 57 Y. Yan, I. d. Silva, A. J. Blake, A. Dailly, P. Manuel, S. Yang and M. Schröder, *Inorg. Chem.*, 2018, **57**, 12050–12055.
- 58 K. Sumida, J.-H. Her, M. Dinca, L. J. Murray, O. J. M. Schloss, C. J. Pierce, B. A. Thompson, S. A. FitzGerald, C. M. Brown and J. R. Long, *J. Phys. Chem. C*, 2011, **115**, 8414–8421.
- 59 G. J. Kubas, R. R. Ryan, B. I. Swanson, P. J. Vergamini and H. J. Wasserman, *J. Am. Chem. Soc.*, 1984, **106**, 451–452.
- 60 M. Savage, I. D. Silva, M. Johnson, J. H. Carter, R. Newby, M. Suyetin, E. Besley, P. Manuel, S. Rudić, A. N. Fitch, C. Murray, W. I. F. David, S. Yang and M. Schröder, *J. Am. Chem. Soc.*, 2016, **138**, 9119–9127.
- 61 D. Denysenko, M. Grzywa, M. Tonigold, B. Streppel, I. Krkljus, M. Hirscher, E. Mugnaioli, U. Kolb, J. Hanss and D. Volkmer, *Chem. – Eur. J.*, 2011, **17**, 1837–1848.
- 62 Z. Chen, M. R. Mian, S.-J. Lee, H. Chen, X. Zhang, K. O. Kirlikovali, S. Shulda, P. Melix, A. S. Rosen, P. A. Parilla, T. Gennett, R. Q. Snurr, T. Islamoglu, T. Yildirim and O. K. Farha, *J. Am. Chem. Soc.*, 2021, **143**, 18838–18843.
- 63 M. Yoon and D. Moon, *Microporous Mesoporous Mater.*, 2015, **215**, 116–122.
- 64 D.-W. Lim, S. A. Chyun and M. P. Suh, *Angew. Chem., Int. Ed.*, 2014, **53**, 7819–7822.
- 65 Z. Wang, K. K. Tanabe and S. M. Cohen, *Chem. – Eur. J.*, 2010, **16**, 212–217.
- 66 K. L. Mulfort and J. T. Hupp, *J. Am. Chem. Soc.*, 2007, **129**, 9604–9605.
- 67 S. S. Han and W. A. Goddard III, *J. Am. Chem. Soc.*, 2007, **129**, 8422–8423.
- 68 D. Himsl, D. Wallacher and M. Hartmann, *Angew. Chem., Int. Ed.*, 2009, **48**, 4639–4642.
- 69 E. Klontzas, A. Mavrandonakis, E. Tylianakis and G. E. Froudakis, *Nano Lett.*, 2008, **8**, 1572–1576.
- 70 S. Yang, X. Lin, A. J. Blake, K. M. Thomas, P. Hubberstey, N. R. Champness and M. Schroder, *Chem. Commun.*, 2008, 6108–6110.
- 71 (a) T. Stergiannakos, E. Tylianakis, E. Klontzas, P. N. Trikalitis and G. E. Froudakis, *J. Phys. Chem. C*, 2012, **116**, 8359–8363; (b) P. Dalach, H. Frost, R. Q. Snurr and D. E. Ellis, *J. Phys. Chem. C*, 2008, **112**, 9278–9284; (c) A. Blomqvist, C. M. Araújo, P. Srepusharawoot and R. Ahuja, *Proc. Natl. Acad. Sci. U. S. A.*, 2007, **104**, 20173–20176.
- 72 S. Yang, G. S. B. Martin, J. J. Titman, A. J. Blake, D. R. Allan, N. R. Champness and M. Schröder, *Inorg. Chem.*, 2011, **50**, 9374–9384.
- 73 F. Nouar, J. Eckert, J. F. Eubank, P. Forster and M. Eddaoudi, *J. Am. Chem. Soc.*, 2009, **131**, 2864–2870.
- 74 M. Bosch, M. Zhang, D. Feng, S. Yuan, X. Wang, Y.-P. Chen and H.-C. Zhou, *APL Mater.*, 2014, **2**, 124103.
- 75 B. Chen, X. Zhao, A. Putkham, K. Hong, E. B. Lobkovsky, E. J. Hurtado, A. J. Fletcher and K. M. Thomas, *J. Am. Chem. Soc.*, 2008, **130**, 6411–6423.
- 76 L. Pan, M. B. Sander, X. Huang, J. Li, M. Smith, E. Bittner, B. Bockrath and J. K. Johnson, *J. Am. Chem. Soc.*, 2004, **126**, 1308–1309.
- 77 B. Kesanli, Y. Cui, M. R. Smith, E. W. Bittner, B. C. Bockrath and W. Lin, *Angew. Chem., Int. Ed.*, 2005, **44**, 72–75.
- 78 J. Luo, H. Xu, Y. Liu, Y. Zhao, L. L. Daemen, C. Brown, T. V. Timofeeva, S. Ma and H.-C. Zhou, *J. Am. Chem. Soc.*, 2008, **130**, 9626–9627.
- 79 Y. Li, L. Xie, Y. Liu and R. Y. X. Li, *Inorg. Chem.*, 2008, **47**, 10372–10377.
- 80 Y. Li and R. T. Yang, *J. Am. Chem. Soc.*, 2006, **128**, 726–727.
- 81 P.-C. Kang, Y.-S. Ou, G.-L. Li, J.-K. Chang and C.-Y. Wang, *ACS Appl. Nano Mater.*, 2021, **4**, 11269–11280.
- 82 D.-W. Lim, J. W. Yoon, K. Y. Ryu and M. P. Suh, *Angew. Chem., Int. Ed.*, 2012, **51**, 9814–9817.
- 83 Z. Chen, P. Li, R. Anderson, X. Wang, X. Zhang, L. Robison, L. R. Redfern, S. Moribe, T. Islamoglu, D. A. Gómez-Gualdrón, T. Yildirim, J. F. Stoddart and O. K. Farha, *Science*, 2020, **368**, 297–303.
- 84 K. Sumida, M. R. Hill, S. Horike, A. Dailly and J. R. Long, *J. Am. Chem. Soc.*, 2009, **131**, 15120–15121.
- 85 K. Suresh, D. Aulakh, J. Purewal, D. J. Siegel, M. Veenstra and A. J. Matzger, *J. Am. Chem. Soc.*, 2021, **143**, 10727–10734.
- 86 M. Rzepka, P. Lamp and M. A. de la Casa-Lillo, *J. Phys. Chem. B*, 1998, **102**, 10894–10898.
- 87 P. García-Holley, B. Schweitzer, T. Islamoglu, Y. Liu, L. Lin, S. Rodriguez, M. H. Weston, J. T. Hupp, D. A. Gómez-Gualdrón, T. Yildirim and O. K. Farha, *ACS Energy Lett.*, 2018, **3**, 748–754.
- 88 B. J. Bucior, N. S. Bobbitt, T. Islamoglu, S. Goswami, A. Gopalan, T. Yildirim, O. K. Farha, N. Bagheri and R. Q. Snurr, *Mol. Syst. Des. Eng.*, 2019, **4**, 162–174.
- 89 D. A. Gómez-Gualdrón, T. C. Wang, P. García-Holley, R. M. Sawelewa, E. Argueta, R. Q. Snurr, J. T. Hupp, T. Yildirim and O. K. Farha, *ACS Appl. Mater. Interfaces*, 2017, **9**, 33419–33428.
- 90 A. Ahmed, Y. Liu, J. Purewal, L. D. Tran, A. G. Wong-Foy, M. Veenstra, A. J. Matzger and D. J. Siegel, *Energy Environ. Sci.*, 2017, **10**, 2459–2471.
- 91 B. Wang, X. Zhang, H. Huang, Z. Zhang, T. Yildirim, W. Zhou, S. Xiang and B. Chen, *Nano Res.*, 2021, **14**, 507–511.
- 92 A. Ahmed, S. Seth, J. Purewal, A. G. Wong-Foy, M. Veenstra, A. J. Matzger and D. J. Siegel, *Nat. Commun.*, 2019, **10**, 1568.
- 93 D. A. Gómez-Gualdrón, Y. J. Colón, X. Zhang, T. C. Wang, Y.-S. Chen, J. T. Hupp, T. Yildirim, O. K. Farha, J. Zhang and R. Q. Snurr, *Energy Environ. Sci.*, 2016, **9**, 3279–3289.
- 94 Y. Kubota, M. Takata, R. Matsuda, R. Kitaura, S. Kitagawa, K. Kato, M. Sakata and T. C. Kobayashi, *Angew. Chem., Int. Ed.*, 2005, **44**, 920–923.