



Cite this: *Polym. Chem.*, 2021, **12**, 534

Synthesis of thioamide containing polybenzoxazines by the Willgerodt–Kindler reaction†

Kamer Bayram, Baris Kiskan * and Yusuf Yagci *

Benzoxazines with thioamide linkages were successfully prepared. For this purpose, initially, thioamide containing phenolic reagents were synthesized by the Willgerodt–Kindler route using elemental sulfur, aromatic aldehydes and anilines. The obtained phenolic thioamides were then converted to benzoxazines by reacting with primary amines and formaldehyde. Moreover, the thioamide functional polymeric benzoxazine precursor was prepared with difunctional phenolic thioamide and bisaminopropyl end-functional poly(propylene glycol-*block*-ethylene glycol) by classical Mannich type polycondensation. The resulting precursor was solvent cast on glass plates and flexible films could be obtained after curing. All the synthesized compounds and polymers were characterized by spectral analyses. The curing behavior and thermal stabilities of benzoxazines and related polybenzoxazines were investigated by differential scanning calorimetry (DSC) and thermogravimetric analysis (TGA). Interestingly, DSC analyses revealed that the thioamide groups reduce the curing temperatures of benzoxazines by promoting ring opening polymerization, possibly generating thiols during heating.

Received 28th September 2020,
Accepted 7th December 2020

DOI: 10.1039/d0py01381a

rsc.li/polymers

Introduction

Polybenzoxazines as contender thermosets to classical phenolic resins have gained much interest in the past decade. These polymers exhibit unusual properties stemming from their unique structure. A typical polybenzoxazine contains aminomethyl bridges between phenolic moieties and therefore, several intra- and inter-molecular hydrogen bonds are generated.^{1,2} Moreover, the phenolic nature of these materials imparts properties already seen in phenol-formaldehyde resins and additional features.^{3,4} In general, most of the polybenzoxazines exhibit high thermal stability, char yield,⁵ and glass transition temperatures,⁶ low water adsorption and flammability, and limited shrinkage during production from their corresponding monomers.¹ Besides, low dielectric constants^{7,8} and resistance against corrosive chemicals are other benefits of these materials. Consequently, many different applications related to these properties are already

put into practice in the aerospace, automotive and electronic industries.^{9,10} Another appealing side of polybenzoxazines is their ease of synthesis from 1,3-benzoxazine monomers. Performing a simple heating procedure for 1,3-benzoxazines gives polybenzoxazines without using additives and/or curatives (Scheme 1).¹¹ However, the non-catalytic process requires high curing temperatures in a range of 180 to 250 °C for a complete ring opening polymerization.^{12–14} The curing temperature range is broad because the ring opening polymerization of benzoxazine monomers is severely affected by their molecular structure and the purity of the monomer.^{15,16} For example, acidic hydrogen containing functional groups reduce the curing temperatures drastically. For



Scheme 1 Synthesis of a 1,3-benzoxazine monomer and its ring opening polymerization.

Istanbul Technical University, Department of Chemistry, 34469 Maslak, Istanbul, Turkey. E-mail: kiskanb@itu.edu.tr

† Electronic supplementary information (ESI) available: Synthetic methods for Bis(VaBz)-Hex and attempted polymerization procedure for the one-pot synthesis of thioamide containing main chain polybenzoxazine. NMR and FTIR spectra of Bis(VaBz)-Hex, mono and dihydroxythioamides, products of one-pot main chain polybenzoxazine synthesis experiment, ¹³C NMR and FTIR spectra of Th-amd-MonoBz-Bn, Th-amd-MonoBz-Fr, and Th-amd-DiBz-Bn. See DOI: 10.1039/d0py01381a

example, carboxylic acids, phenols, and even alcohol functionalities lower the curing temperatures much below 200 °C.^{17–20} On the other hand, besides these functional groups, several different benzoxazine monomers were designed to alter the properties of polybenzoxazines.^{21–28} Hydrogen bonding interactions, rigidity, toughness, film forming ability, processibility, *etc.* can be tuned *via* the monomer design approach. Basically, a benzoxazine monomer is synthesized from a phenol, a primary amine that tolerates the synthesis conditions and formaldehyde solution or paraformaldehyde (Scheme 1). Several benzoxazine monomers with different substituents were reported and a large benzoxazine monomer library has already been developed.^{29–36}

Amide groups have attracted special attention among the different substituents located in the benzoxazine molecule because such structures can act as high performance polymers. As is well known, one of the easiest methods to synthesize an amide is the reaction of a primary/secondary amine with a carboxylic acid or its derivative. However, other synthetic approaches were applied to obtain amide-bearing benzoxazines due to difficulties of synthesizing primary amine-functional benzoxazines in one-pot. The major problem in the direct synthesis of a primary amine containing benzoxazine is related to the spontaneous formation of aminomethylols from the uncontrolled reaction between formaldehyde and amino groups. It should be noted that ensuring that the amount of primary diamine, phenol, and formaldehyde is precisely 1:1:2 moles does not prevent aminomethylol derivative formation. Hence, protecting agents were used to synthesize amino functional benzoxazines and, after the removal of the protecting groups, classical amide synthesis could be performed over these primary/secondary amines to obtain amide functional benzoxazines. Alternatively, phenolic amides were initially prepared and then converted to benzoxazines through classical benzoxazine synthesis to overcome the above-stated problems of synthesis. For this purpose, different aminophenols were reacted with acid halides to form phenolic amides as a reagent for classical benzoxazine synthesis.^{37–39} Besides, 3,4-dihydrocoumarines (DHC) were also used to synthesize aminophenols, as they are appropriate to synthesize benzanilide type phenolic compounds under mild reaction conditions with good yields.⁴⁰ The ring opening of DHC with amines easily takes place at room temperature without using a catalyst to form the desired amide bearing phenols. Moreover, DHC were also used to obtain amide containing main chain polybenzoxazine precursors *via* both one-pot or sequential methods.⁴¹

Despite the growing number of amide based benzoxazine monomers and prepolymers, thioamide functional benzoxazines have not been investigated so far. As is known, a variety of synthetic methods have been reported for thioamides since early times ranging from the direct incorporation of sulfur as elemental sulfur to using compounds bearing P=S and C=S groups in the syntheses.⁴² Consequently, thioamides have found many applications in several fields, such as medicinal

and organic chemistry. Recently, sulfur-containing polymers have attracted much attention in polymer and materials science⁴³ because of their fascinating properties such as high refractivity^{44,45} and semiconductivity⁴⁶ and electrochemical properties.⁴⁷ Among sulfur polymers, polythioamides^{48,49} have received particular attention since 1999,⁵⁰ when the Willgerodt–Kindler reaction⁵¹ was first utilized for polymer synthesis.⁵² This reaction is appealing for polymer synthesis due to the use of elemental sulfur. As is known, sulfur is a nontoxic, low cost and easily available compound.⁵³ Moreover, the utilization of elemental sulfur as a reagent to synthesize valuable compounds has gained global attention because sulfur is produced (*ca.* 80 million tons annually) as a waste product in the petroleum industry.⁵⁴ Typically, polythioamides are synthesized by using diamines, dicarboxylic acids and dialdehydes with sulfur in a Willgerodt–Kindler reaction. Several other examples have been reported for various purposes. For example, functional polythioamides were synthesized to recover gold by extracting Au³⁺ from acidic leaching solution of discarded electronic wastes.⁵⁴ Similarly, polythioamides were used as collectors for extracting valuable metals from aqueous and organic solutions.⁵⁵ Polythioamides with high refractive index values were synthesized by using aliphatic primary amines besides benzylic amines.⁴⁴ Moreover, surface modifications of single-walled-carbon nanotubes (SWCT) were performed *via* the Willgerodt–Kindler reaction to obtain benzothiomorpholides on the surface.⁵⁶

In this paper, we report the synthesis of thioamide based mono- and di-functional benzoxazines and the main chain polybenzoxazine precursor to exploit the properties of the thioamide group. For example, resonance ability, tautomerism and hydrogen-bonding interactions of thioamides could be imparted to benzoxazines. As will be shown, besides a versatile synthetic procedure, the obtained benzoxazines exhibited latent self-catalytic behavior reducing the ring opening polymerization temperature.

Experimental

Materials

Aniline (Merck, 99.5%), sulfur (S₈, colloidal powder, reagent grade, Aldrich), paraformaldehyde (Acros, 96%), benzylamine (Merck, ≥99%), furfurylamine (Fluka, ≥98%), sodium hydroxide (Acros, >97%), ethyl acetate (EtOAc, Merck, ≥99.5%), *O,O'*-bis(2-aminopropyl) polypropylene glycol-*block*-polyethylene glycol-*block*-polypropylene glycol (Sigma-Aldrich, Jeffamine® ED-900, St Louis, MO, USA), 4-aminophenol (*p*-aminophenol Merck, ≥99%), 4-hydroxybenzaldehyde (Merck, ≥98%), 1,6-diaminohexane (Fluka), 4-hydroxy-3-methoxybenzaldehyde (Vanillin) (Alfa Aesar, 99%), tetrahydrofuran (THF, VWR Chemicals, 99.7%), ethanol (EtOH, Aldrich, ≥99.5%), toluene (Carlo Erba, 99.5%), chloroform (CHCl₃, Carlo Erba, 99.9%), sodium sulfide nonahydrate (Carlo Erba), *N,N*-dimethylformamide (DMF, Merck), and magnesium sulfate anhydrous (Aldrich, ≥99.5%).

Instrumentation

The ^1H NMR and ^{13}C NMR measurements were recorded at room temperature in CDCl_3 or DMSO-d_6 with $\text{Si}(\text{CH}_3)_4$ as an internal standard, using a 500 MHz NMR spectrometer (Agilent NMR System VNMRs). FTIR spectra were recorded on a PerkinElmer FTIR Spectrum One spectrometer. Differential scanning calorimetry (DSC) was carried out on a PerkinElmer Diamond DSC with a heating rate of $10\text{ }^\circ\text{C min}^{-1}$ under a nitrogen flow, covering temperatures of $30\text{--}320\text{ }^\circ\text{C}$. Thermal gravimetric analysis (TGA) was performed on a PerkinElmer Diamond TA/TGA with a heating rate of $10\text{ }^\circ\text{C min}^{-1}$ under a nitrogen flow. Gel permeation chromatography (GPC) measurements were taken on a Tosoh EcoSEC GPC system equipped with an auto sampler system, a temperature controlled pump, a column oven, a refractive index (RI) detector, a purge and degasser unit and a TSK gel superHZ2000, $4.6\text{ mm ID} \times 15\text{ cm} \times 2\text{ cm}$ column. Tetrahydrofuran was used as an eluent at a flow rate of 1.0 mL min^{-1} at $40\text{ }^\circ\text{C}$. The refractive index detector was calibrated with polystyrene standards having narrow molecular weight distributions. Data were analyzed using EcoSEC Analysis software. High-resolution LC/MS analysis was performed using an Agilent Technologies Q-TOF LC/MS System equipped with a HiP sampler, binary pump, column comp. and Q-TOF. TOF/Q-TOF Acquisition parameters are: a dual ESI ion source, gas temp $300\text{ }^\circ\text{C}$, gas flow 10 l min^{-1} and nebulizer 40 psig .

Synthetic procedures

Synthesis of 4-hydroxy-*N*-phenylbenzothioamide (monohydroxythioamide) and 4-hydroxy-*N*-(4-hydroxyphenyl) benzothioamide (dihydroxythioamide). In a 100 mL round-bottom flask, aniline (1.67 g, 18 mmol), elemental sulfur (0.77 g, 24 mmol), and Na_2S (0.14 g, 1.8 mmol) were mixed with 15 mL DMF. Then, 4-hydroxybenzaldehyde (1.47 g, 12 mmol) was added to a mixture under nitrogen. The reaction content was heated at $120\text{ }^\circ\text{C}$ for 8 h under nitrogen. Then, the flask was cooled to ambient temperature, and then the content was poured into water. It was kept in a refrigerator for 2 days. The orange colored solid was precipitated and collected by filtering. The solid was dried in a vacuum chamber for 2 days at a temperature of $50\text{ }^\circ\text{C}$. Then, the solid was dissolved in ethyl acetate (*ca.* 100 mL) and unreacted elemental sulfur was separated by filtration. Ethyl acetate was removed using a rotary evaporator and the remaining solid was further dried in a vacuum chamber at $50\text{ }^\circ\text{C}$ for 24 h. (Yield: *ca.* 55%). A similar procedure was applied for the synthesis of dihydroxythioamide with a yield of *ca.* 59%. The amounts of reagents used are as follows: 4-aminophenol (1.96 g, 18 mmol), elemental sulfur (0.77 g, 24 mmol), Na_2S (0.14 g, 1.8 mmol), 4-hydroxybenzaldehyde (1.47 g, 12 mmol).

Synthesis of thioamide based monobenzoxazines (Th-amd-MonoBz-Fr and Th-amd-MonoBz-Bn). 4-Hydroxy-*N*-phenylbenzothioamide (monohydroxythioamide), (1.01 g, 4.4 mmol), furfurylamine (0.43 g, 4.4 mmol) (4.4 mmol benzylamine was used in the case of Th-amd-MonoBz-Bn), and paraformaldehyde

(0.27 g, 8.8 mmol) were dissolved in 30 mL toluene/ethanol mixture (2:1, v/v) in a 100 mL round-bottom flask. The reaction mixture was refluxed for 24 h. The solvent was evaporated using a rotary evaporator. The resulting product was dissolved in chloroform (*ca.* 50 mL) and extracted with 1 M sodium hydroxide five times. Then, the solution was neutralized by washing the chloroform solution with distilled water (*ca.* 250 mL) three times. The solution was dried with anhydrous MgSO_4 and filtered. Chloroform was evaporated under vacuum. The product was dried in a vacuum oven at a temperature of $50\text{ }^\circ\text{C}$ for 24 h (yield: *ca.* 32% for Th-amd-MonoBz-Fr and *ca.* 35% for Th-amd-MonoBz-Bn).

Synthesis of thioamide based bisbenzoxazine (Th-amd-DiBz-Bn). In a 100 ml round-bottom flask, 4-hydroxy-*N*-(4-hydroxyphenyl)benzothioamide (dihydroxythioamide) (1.50 g, 6.14 mmol), benzylamine (1.32 g, 12.3 mmol) and paraformaldehyde (0.74 g, 25 mmol) were dissolved in a 30 mL mixture of toluene/ethanol (2:1, v/v). The reaction mixture was refluxed for 24 h. The above work-up procedure was then applied. The product was dried in a vacuum oven at a temperature of $50\text{ }^\circ\text{C}$ for 24 h. (Yield: *ca.* 67%).

Synthesis of main chain polybenzoxazine (poly(thioamide-benz-PPEO)). 4-Hydroxy-*N*-(4-hydroxyphenyl)benzothioamide (dihydroxythioamide) (2.37 g, 9.6 mmol), Jeffamine ED-900 (8.68 g, 9.6 mmol) and paraformaldehyde (1.16 g, 38 mmol) were dissolved in a 75 mL mixture of toluene/ethanol (2:1, v/v) in a 250 ml round-bottom flask equipped with a reflux condenser and a magnet for stirring. The solution was refluxed for 24 h. After reflux, the solvent was removed using a rotary evaporator under reduced pressure. After cooling the content to room temperature, the oily product was dissolved in CHCl_3 and washed with Na_2CO_3 solution (0.2 M) and deionized water, subsequently. The solution was dried with anhydrous Na_2SO_4 and then filtered. The solvent was removed under vacuum and a waxy polymer was obtained.

Polymeric film preparation. A typical polybenzoxazine film was obtained as follows: 1 g of main chain polybenzoxazine precursor was dissolved in 10 mL of DCM and charged into a Teflon mold (2 cm width, 5 cm length, 0.5 cm depth). The molds were maintained at room temperature for 72 h to evaporate the DCM. Then, the films were heated at $120\text{ }^\circ\text{C}$ for 10 min for the removal of solvent residues in an ordinary oven. Afterwards, the main chain polymer was cured in molds by gradually heating up to $200\text{ }^\circ\text{C}$ (*ca.* $20\text{ }^\circ\text{C}$ ramp per 5 min starting from $120\text{ }^\circ\text{C}$). The overall curing process took *ca.* 30 min. After curing, a dark orange, transparent, and flexible cross-linked film with a smooth surface was obtained.

Results and discussion

Thioamides exhibit a larger rotational barrier for the $\text{C}=\text{N}$ bond and more charge transfer occurs from the N atom to the $\text{C}=\text{S}$ bonds compared to amides.^{57,58} Therefore, the hydrogen bonding and conformations around the $\text{S}=\text{C}-\text{NH}$ group are



Scheme 2 Hydrogen bond donor–acceptor behavior of thioamides compared to amides.

different from those of amides.⁵⁹ Generally, the S=C–NH bonds are weak hydrogen bond acceptors, on the other hand, NH protons operate as a hydrogen bond donor due their acidity.⁶⁰ For example, the formation of protonated thioformamide is more favorable than that of formamide and K_{eq} (thioamide) is *ca.* 6 times less than K_{eq} (amide) (Scheme 2).^{58,61} Because of these unique properties and widespread existence in nature, research interest in thioamide chemistry has recently been extended to polymer science.⁴²

Another important feature of thioamides is their ease of resonance ability and tautomerism in contrast to amides. Therefore, it seemed appropriate to investigate thioamide-based benzoxazines as these fundamental properties of thioamides can be combined with the unique features of polybenzoxazines to yield advanced materials. Thus, this motivation led us to use Willgerodt–Kindler reaction as a versatile tool to access thioamide based polybenzoxazines. For this purpose, our initial design was to synthesize dialdehyde functional benzoxazine (Bis(VaBz)-Hex) and react it with diamines and elemental sulfur to obtain main chain polybenzoxazines bearing thioamide groups in the structure in one-pot. Accordingly, Bis(VaBz)-Hex was synthesized from vanillin, 1,6-diaminohexane and paraformaldehyde (see the ESI† for experimental details and Fig. S1 and 2† for ¹H NMR and FTIR spectra). Bis(VaBz)-Hex was reacted with elemental sulfur and diamines (1,6-diaminohexane and Jeffamine ED-900) under different reaction conditions (Scheme 3). Initial attempts were performed under air and at 140 °C, but all the products were completely insoluble. Therefore, the same experiments were run under nitrogen gas and at *ca.* 100 °C to prevent uncontrolled crosslinking. However, these attempts were also unsuccessful, a soluble thioamide bearing main chain polybenzoxazines could not be obtained in good yields, and only a minor

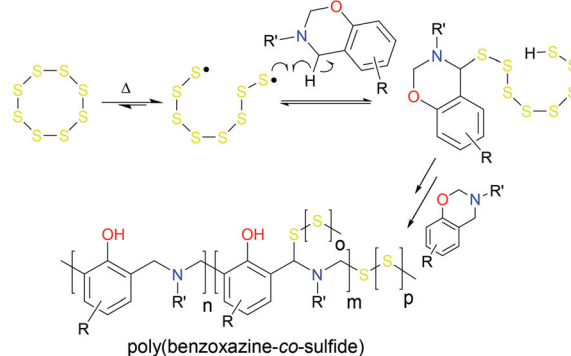


Scheme 3 Synthesis of Bis(VaBz)-Hex and attempt to obtain thioamide containing main chain polybenzoxazine.

amount of slightly soluble product was formed to perform spectral and chromatographic analysis.

According to gel permeation chromatography, the soluble product had a molecular weight (M_n) of *ca.* 1300 Da with a polydispersity index of 1.96. The spectral analysis revealed that all the oxazine rings were consumed under the stated reaction conditions (see Fig. S3† for the ¹H NMR spectrum of the oligomer). In Fig. S3,† proton signals of unreacted Bis(VaBz)-Hex are visible and the presence of phenolic –OH protons clearly evidence the ring opening of oxazine. From these results, it can be inferred that the one-pot polymerization with the Willgerodt–Kindler reaction does not proceed under the reported experimental conditions. The unsuccessful polymerization observed may be attributed to the uncontrolled reactions between elemental sulfur and benzoxazines. Previously, it was reported that benzoxazines have the ability to react with sulfur through the inverse vulcanization pathway. In part, this reaction proceeds over a radical process and is accordingly coined as sulfur radical transfer and coupling (SRTC). In this reaction, S–S bonds cleave homolytically to produce sulfur radicals and then oligosulfides are formed. These oligomers abstract hydrogen atoms from Mannich bridges (Ar–CH₂–N or O–CH₂–N) of the oxazine ring forming –SH at the chain ends of oligosulfide that triggers the cationic ring opening of benzoxazines (Scheme 4).

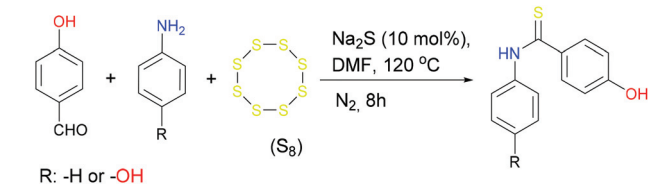
The usual inverse vulcanization reactions are performed at *ca.* 180 °C as efficient radical formation from sulfur occurs after *ca.* 169 °C in bulk. Hence, S–S bond cleavage at temperatures as low as 100 °C should be limited and minor amounts of side-reactions were expected during one-pot Willgerodt–Kindler polymerization. Therefore, the classical SRTC route was considered unlikely to occur in these initial attempts. On the other hand, the catalytic effect of amines should be considered as a potential reason for network formation. Indeed, recent reports revealed that inverse vulcanization reactions could be catalyzed *via* pyridines and amines at lower temperatures such as 120 °C. It is likely that the diamine reagents acted as a catalyst and triggered the SRTC reaction in the one-pot approach. To overcome the synthetic problems mentioned, a sequential synthetic approach was selected for the synthesis thioamide based benzoxazines. Initially, thioamides with phe-



Scheme 4 Proposed simplified mechanism for the SRTC reaction.

nolic groups were synthesized by Willgerodt–Kindler reaction as starting reagents for benzoxazine synthesis. Two types of thioamides were obtained as dihydroxythioamide and monohydroxythioamide (Scheme 5). Here, it should be noted that the reactions should be performed under nitrogen gas and with Na_2S as the catalyst in successive steps. Otherwise, the yields of these reactions decrease drastically and a considerable amount of unreacted sulfur remained. The chemical structures of the formed thioamides were confirmed by ^1H NMR and FTIR analyses (see Fig. S4 and 5†). The presence of thioamide NH protons is clearly visible at 11.41 and 11.20 ppm for mono- and difunctional derivatives, respectively. Moreover, the signal of the OH proton of monofunctional thioamide appears at 10.10 ppm and two different OH resonance signals are observed at 10.02 and 9.50 ppm due to two types of phenols in the structure of dihydroxythioamide. The FTIR spectra of thioamides in Fig. S5† further support the chemical structures. The N–H stretching vibrations are distinctive at 3343 cm^{-1} for difunctional and at 3317 cm^{-1} for monofunctional thioamide. Moreover, the O–H stretching vibrations appear as broad bands between 3310 and 3104 cm^{-1} for both thioamides.

After the synthesis of dihydroxythioamide and monohydroxythioamide, benzoxazine monomers were synthesized *via* the classical route (Scheme 6) where furfuryl and benzylamines were selected as primary amines along with paraformaldehyde. In the synthesis, a toluene/ethanol mixture was deliberately selected as the solvent to decrease the triazine formation in the synthesis of thioamide based benzoxazines. The chemical structures of the benzoxazines were confirmed by ^1H NMR, ^{13}C NMR (Fig. S6–8†) and FTIR spectral analyses. The ^1H NMR spectra of the Th-amd-MonoBz-Bn, Th-amd-MonoBz-Fr and Th-amd-DiBz-Bn are presented in Fig. 1. The appearance of the proton signals at 4.95, 4.92, (O–CH₂–N) and 3.98, 4.00, (Ar–CH₂–N) for Th-amd-MonoBz-Bn and Th-amd-MonoBz-Fr confirms the oxazine rings, respectively. Th-amd-DiBz-Bn is anti-symmetric and the benzoxazines are not identical, thus it has two different oxazine rings. Therefore, in Fig. 1c, the proton signals are observed at 4.94, 4.87 (O–CH₂–N), 3.97, 3.91 ppm (Ar–CH₂–N). Moreover, the singlet peaks at 3.87, 3.86, and 3.85 ppm stem from Aryl–CH₂– (benzylic) and furan–CH₂– (furylic). Besides, the aromatic peaks of the furan group are visible at 6.82, 6.42, and 6.33 ppm for Th-amd-MonoBz-Fr. Moreover, the proton signals of thioamide N–H



Scheme 5 Synthesis of 4-hydroxy-*N*-(4-hydroxyphenyl)benzothioamide (dihydroxythioamide) and 4-hydroxy-*N*-phenylbenzothioamide (monohydroxythioamide).



Scheme 6 Synthesis of mono (Th-amd-MonoBz-Bn and Th-amd-MonoBz-Fr) and difunctional thioamide benzoxazines (Th-amd-DiBz-Bn). Reaction conditions: Toluene : EtOH (2 : 1, v/v), reflux, 24 h.



Fig. 1 ^1H NMR spectra of Th-amd-MonoBz-Bn (a), Th-amd-MonoBz-Fr (b), and Th-amd-DiBz-Bn (c). *Residues of acetone and THF.

appear at 11.46, 11.48, and 11.29 ppm, as clear evidence of the preservation of the thioamide group after benzoxazine synthesis.

The formation of thioamide functional benzoxazines was further confirmed by the FTIR spectra of the corresponding monomers (Fig. S9†). The oxazine skeletal vibrations of C–H at 917–923 cm^{-1} can be considered as strong evidence for the presence of oxazines in the proposed structures. Moreover, the stretching vibration of the N–H bond of thioamide appears at 3332 cm^{-1} for Th-amd-MonoBz-Bn. However, a similar N–H band is highly broad for Th-amd-MonoBz-Fr and Th-amd-DiBz-Bn. On the other hand, thiocarbonyl (C=S) bands are clearly visible at 1104–115 cm^{-1} and the overtones of C=S are detectable as weak bands at *ca.* 2230–2238 cm^{-1} for the three benzoxazine monomers. In addition, the aromatic stretching vibrations of C–H bonds (3012–3115 cm^{-1}) and aromatic C=C (1420–1604 cm^{-1}) are observed as the fundamental aromatic vibrations. Besides NMR and FTIR, Q-TOF LC/MS analyses were also performed to confirm the structures. The Fig. S10 and 11† and related mass spectrum list tables match well with the molar masses of the compounds. Consequently, NMR, FTIR, and LC-MS results verify the successful synthesis of thioamide functional benzoxazines. In general, many benzoxazine monomers, especially mono-functional benzoxazines, have poor film forming properties after curing. The polybenzoxazines therefrom are usually fragile because of the low molecular weight of the network structure. Therefore, as a solution for the brittleness and improve the film forming ability, polymeric benzoxazine precursors were synthesized by using Mannich type polycondensation.^{62–66} In this way, polymeric benzoxazine precursors behave like a processable and cross-linkable thermoplastic by exploiting the inherent properties of thermoplastic polymers such as flexibility, high toughness and ease of film formation. The dihydroxythioamide contains two phenolic groups, which makes it suitable to synthesize the main chain polybenzoxazine precursor. Thus, this molecule was reacted with paraformaldehyde and bis-amino end-functional poly(propylene oxide-*b*-ethylene oxide-*b*-propylene oxide) (PPEO) (Jeffamine ED-900, $M_n \approx 900$ Da) in a toluene/ethanol mixture (2 : 1, v/v) (Scheme 7).



Scheme 7 Synthesis of main chain polybenzoxazine (poly(thioamide-benz-PPEO)) from PPEO and dihydroxythioamide.

The obtained polymer (poly(thioamide-benz-PPEO)) had molecular weights of $M_n \approx 2300$ Da and $M_w \approx 5220$ Da according to GPC analysis and correspond to *ca.* 3–4 degree of polymerization. In order to obtain better insight into molecular weight of the polymer, pristine Jeffamine ED-900 was also analyzed using the same GPC device and the M_n was found to be *ca.* 600 Da instead of *ca.* 900 Da. Therefore, the actual molecular weight of poly(thioamide-benz-PPEO) could be larger than $M_n \approx 2300$. However, the possible molecular mass can still be considered as low and the reason for the observed molecular weight is probably related to the bulky poly(propylene oxide) units that slow down the polymerization. Moreover, it is well known that Mannich type polycondensation reactions do not yield main chain polybenzoxazines with high molecular weights. There are only a small number of examples having large molecular masses. Hence, synthesizing polymeric benzoxazine precursors with considerably high molecular weights is still an ongoing challenge. The spectral characterization of the polymer confirms the presence of both oxazine and thioamide moieties in the main chain. The comparative ^1H NMR spectra of Jeffamine ED-900 and poly(thioamide-benz-PPEO) are presented in Fig. 2. The proton signals of O–CH₂–N and Ar–CH₂–N appear at 4.97, 4.87 and 4.09, 4.02 ppm, respectively. Two different types of oxazines are present as repeat units in poly(thioamide-benz-PPEO) due to the anti-symmetric thioamide core. Moreover, –NH proton is clearly detectable at 11.23 ppm, evidencing the preservation of the thioamide unit. Here, it should be noted that many reaction steps take place for oxazine formation in a typical main-chain polybenzoxazine precursor synthesis. Therefore, some ring-opened structures remain in the backbone. Accordingly, the integrated peaks of O–CH₂–N and Ar–CH₂–N do not match for most samples. Apart from fundamental peaks related to oxazine and thioamide groups, intense proton



Fig. 2 ^1H NMR spectra of bis-amino end-functional poly(propylene oxide-*b*-ethylene oxide-*b*-propylene oxide) (PPEO) (a) and poly(thioamide-benz-PPEO) (b). *Residue of THF.

signals of the Jeffamine moiety are between 3.6 and 3.09 ppm, and those of the aliphatic protons are at 1.06–0.99 ppm. The FTIR spectrum of poly(thioamide-benz-PPEO) (Fig. S12†) further confirms the structure of the polymer. The IR spectrum shows the characteristic C–O band of the ether structure of Jeffamine at 1092 cm^{-1} . Moreover, the oxazine skeletal vibrations of C–H appear at *ca.* 920 cm^{-1} providing another evidence to support the presence of the ring structure in the main chain structure. In addition, the thioamide N–H stretching vibration is detectable at around 3270 cm^{-1} . In contrast, thiocarbonyl (C=S) is not visible due to the overlapping C–O bands of Jeffamine units.



Fig. 3 Images of the cured poly(thioamide-benz-PPEO) film.



Fig. 4 DSC thermograms of Th-amd-MonoBz-Bn (a), Th-amd-MonoBz-Fr (b), Th-amd-DiBz-Bn (c), and poly(thioamide-benz-PPEO) (d).

Consequently, a curable, flexible and processable thioamide based benzoxazine thermoplastic was synthesized by Mannich condensation. The obtained precursor was solvent cast in Teflon molds for film fabrication and then it was heated up to 200 °C in a stepwise manner (*ca.* 20 °C ramp per 5 min starting from 120 °C), after evaporating the solvent. Eventually, a partially transparent, flexible cross-linked film with a smooth surface was obtained (Fig. 3). The films could absorb water because of the polyether moieties. Accordingly, water absorption of the films was tested by the water absorption 24 h per eq ASTM D570 test. Similarly, the water absorption capacities of the cured Th-amd-MonoBz-Bn, Th-amd-MonoBz-Fr and Th-amd-DiBz-Bn were also determined. The test results, as mass %, for the specimens are as follows: $\approx 30\%$ for cured poly(thioamide-benz-PPEO), $\approx 0\%$ for cured Th-amd-MonoBz-Bn, $\approx 1\%$ for cured Th-amd-MonoBz-Fr and $\approx 0.3\%$ for cured Th-amd-DiBz-Bn.

As stated previously, benzoxazines can be polymerized easily by thermal treatment and the ring opening polymerization (ROP) temperatures generally lie between $180\text{--}250\text{ °C}$ depending on the functional groups of the benzoxazine molecule. The ROP is an exothermic event and can be investigated by differential calorimetric analysis. In Fig. 4, the DSC traces of Th-amd-MonoBz-Bn, Th-amd-MonoBz-Fr, Th-amd-DiBz-Bn and the precursor poly(thioamide-benz-PPEO) are displayed. Moreover, the DSC characteristics of these compounds are tabulated in Table 1. Accordingly, all the benzoxazine monomers and polymeric precursors are curable and interestingly the curing temperatures are far below compared to many other benzoxazines. The on-set curing temperatures are 165 , 172 and 180 °C for the monomeric benzoxazines and 181 °C for the polymeric precursor. Similarly, the maximum curing temperatures are 189 , 193 and 204 °C for monomers and 211 °C for the precursor. In order to explain the observed curing temperatures, we have mixed $10\text{ mol}\%$ Th-amd-MonoBz-Bn with a monofunctional benzoxazine (P-a) derived from aniline and phenol. Then, the DSC analysis was performed for the mixture under the same conditions as those used to analyze the monomers. The comparative DSC traces of the P-a monomer and a mixture of Th-amd-MonoBz-Bn and P-a is depicted in Fig. 5. It is obvious that the thioamide bearing benzoxazine acted as a curing promoter and reduced the curing temperature of the P-a monomer by 30 °C . As disclosed in several previous studies, the purity of a benzoxazine monomer can impact the curing temperature and extremely pure compounds exhibit high curing temperatures. Conversely, impure monomers

Table 1 DSC^a characteristics of Th-amd-MonoBz-Bn, Th-amd-MonoBz-Fr, Th-amd-DiBz-Bn, and poly(thioamide-benz-PPEO)

Benzoxazine	Curing on-set (°C)	Curing end-set (°C)	Curing max. (°C)	Curing exotherm (J g ⁻¹)
Th-amd-MonoBz-Bn	172	238	193	-88.01
Th-amd-MonoBz-Fr	165	220	189	-65.77
Th-amd-DiBz-Bn	180	241	204	-57.07
Poly(thioamide-benz-PPEO)	178	239	211	-74.40

^a DSC analyses were performed under a nitrogen stream (20 mL min^{-1}) with a 10 °C min^{-1} heating rate.

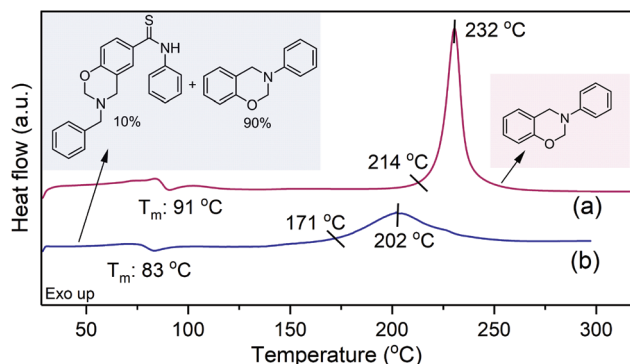
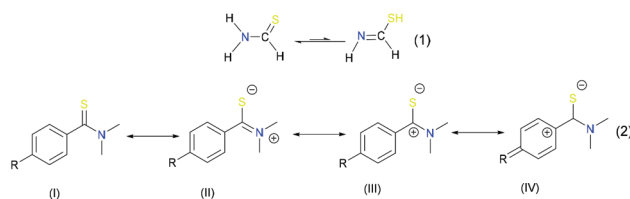


Fig. 5 DSC thermograms of monofunctional benzoxazine (P-a) ($\Delta H = -165 \text{ J g}^{-1}$) (a), mixture of P-a (90 mol%) and Th-amd-MonoBz-Bn (10 mol%) ($\Delta H = -154 \text{ J g}^{-1}$) (b).

could have lower curing temperatures depending on the amount and type of impurities. Here, it can be proposed that residues of unreacted sulfur carried from initial thioamide synthesis could reduce the curing temperatures to some extent. However, such a drastic reduction is unlikely with sulfur residues because a large drop is only possible with high amounts of sulfur, as much as 20% by mass, reported previously by separate research groups.⁶⁷ Besides, the melting endotherms of elemental sulfur are not detectable in DSC thermograms that should appear as multi-endotherms between 102–117 °C in the case where residual sulfur is present.^{68,69} Moreover, extraction experiments were performed for cured samples to analyze the soluble unreacted possible impurities by using common organic solvents such as acetone, DMSO, DMF, chloroform and ethanol. Only a minor amount of soluble extract could be obtained from cured Th-amd-DiBz-Bn (see Fig. S13† for the ¹H NMR spectrum of the soluble portion). Other benzoxazines were completely cross-linked after curing at 200 °C for 30 min in an open-air oven. These experiments reveal that all the benzoxazines are curable under the stated conditions. Consequently, the observed temperature reduction can be considered as the promoting effect of the thioamide core in benzoxazine molecules.

The proposed effect of the thioamide core could be related to tautomerism that is generally seen in many thioamides (Scheme 8).⁷⁰ The tautomeric properties of thioamides generate a thiol form, which can further be stabilized by the resonance effect in the case of aromatic thioamides.^{42,71,72}



Scheme 8 Tautomeric equilibrium in a thioamide (1) and resonance forms of a *para*-substituted thioaroyl group (2).

Furthermore, thiols are known as potent catalysts for curing benzoxazines and they can react efficiently with the oxazine ring even at room temperature. This reaction was coined as COLBERT (Catalytic Opening of the Lateral Benzoxazine Rings by Thiols) and the first step is the protonation of the oxazine ring by $-\text{SH}$ of thiols.^{73–77} In this way, ring opening is triggered to form an iminium cation that eventually reacts with either the neighboring benzoxazine or the R-S^- anion (refer Scheme 4) to form a dimer (aminophenol/benzoxazine) or a thiomethyl aminophenol.⁷⁷ Accordingly, although there is no direct evidence due to the difficulties to analyze intermediates at high temperatures, the observed exothermic inflections between 150 and 170 °C in DSC traces (Fig. 4) for all three benzoxazine monomers prior to the main ROP exotherms could be the consequence of the tautomerism triggered thiol-oxazine reaction. This type of exotherm is hardly visible in the DSC thermogram of the polymeric precursor, possibly, due to the dilution effect of large Jeffamine moieties that hinder the collisions between oxazine rings and the momentarily formed thiols. Hence, the catalytic effect of the thioamide group is limited in the case of the polymeric precursor compared to the corresponding monomeric analogues.

TGA thermograms and derivative TGA thermograms are plotted to present the initial degradation temperatures, inflection points and char yields in Fig. 6 and 7, respectively. These thermal properties are also summarized in Table 2. Accordingly, polybenzoxazines derived from Th-amd-Mono(or) Bz-Bn(or)Fr exhibited different characteristics depending on the functional groups. For example, although Th-amd-MonoBz-Fr is a monofunctional benzoxazine monomer, polybenzoxazine therefrom has $T_{5\%}$, $T_{10\%}$ values close to those of polybenzoxazine from monofunctional Th-amd-MonoBz-Bn and their char yield values are similar to those of polybenzoxazine derived from the difunctional Th-amd-DiBz-Bn monomer because it was reported that chemical bonding occurs between furan rings and Mannich bridges during polymerization of furan functional benzoxazines, leading to a higher degree of crosslinking in polybenzoxazines.^{78,79} Moreover, furan and

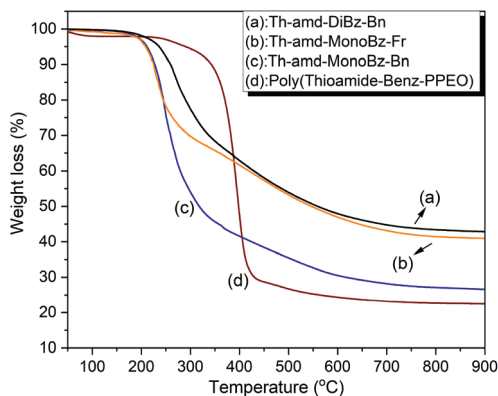


Fig. 6 TGA thermograms of Th-amd-DiBz-Bn (a), Th-amd-MonoBz-Fr (b), Th-amd-MonoBz-Bn (c), and poly(thioamide-benz-PPEO) (d). All the samples were cured at ca. 210 °C prior to analysis.



Fig. 7 Derivative TGA of Th-amd-MonoBz-Fr (a), Th-amd-MonoBz-Bn (b), Th-amd-DiBz-Bn (c), and poly(thioamide-benz-PPEO) (d).

Table 2 Thermal properties of the cured^a benzoxazine monomers and the polymeric precursor

Sample	$T_{5\%}$ (°C)	$T_{10\%}$ (°C)	T_c (%)	T_{max} (°C)
Th-amd-MonoBz-Bn	211	227	27	247
Th-amd-MonoBz-Fr	212	225	41	229
Th-amd-DiBz-Bn	236	259	43	270
Poly(thioamide-benz-PPEO)	290	343	22	395

^a Curing of benzoxazines was performed in TGA device at *ca.* 210 °C for 15 min under a N₂ stream (200 mL min⁻¹). $T_{5\%}$: the temperature for which the weight loss is 5% by mass, $T_{10\%}$: the temperature for which the weight loss is 10% by mass, T_c : the char yield at 800 °C, T_{max} : the temperature for maximum weight loss that is extracted from the derivative TGA graph (Fig. 7).

related compounds have high tendency to form char even under hydrothermal conditions.⁸⁰ In summary, char formation and extra cross-linking ability during curing of benzoxazines can be considered as the reason behind the observed high char yield of furan based polybenzoxazine. On the other hand, expectedly, the cured poly(thioamide-benz-PPEO) behaves completely differently from polybenzoxazines of monomeric benzoxazines. The char yield of this polybenzoxazine is significantly lower because the polymeric precursor contains bulky polyether segments that are prone to degrade fast at high temperatures. In contrast, although the crosslinking density is expected the lowest among these networks, obviously, polyether segments have beneficial effects on $T_{5\%}$, $T_{10\%}$ and T_{max} values and thus the polybenzoxazine of the precursor has high initial degradation temperatures, making this polymer suitable for high temperature applications.

Conclusions

In this study, thioamide based benzoxazine monomers and a polymeric precursor were successfully synthesized. Initially, the synthesis of thioamide main chain polybenzoxazine was unsuccessful by the one-pot Willgerodt-Kindler reaction. However, a sequential approach that consists of the Willgerodt-Kindler and Mannich reactions and ring-closure to

form oxazine rings gave the desired polybenzoxazines and monomeric benzoxazines. The polymeric precursor exhibited a good film forming ability and the cast films were flexible after curing. Interestingly, the thioamide groups affected the curing process of benzoxazines and caused an apparent reduction in the ring opening polymerization temperatures. The observed effect was attributed to the tautomerism of thioamide groups that momentarily produce a thiol tautomer, which catalyzes the ring opening of benzoxazines. In conclusion, the thioamide group was integrated into the benzoxazine structure for the first time with well-known reactions and promoting effects on curing were obtained as a benefit of thioamides. Therefore, this study could be particularly important in designing benzoxazines bearing latent self-catalytic properties. In addition, this study merges sulfur and benzoxazine chemistries to produce compounds that have many potential applications because the synthesis of various phenolic thioamides is possible by the Willgerodt-Kindler reaction and these phenolics can be easily converted to benzoxazines by altering the primary amines already present in commercial sources as diverse compounds.

Conflicts of interest

There are no conflicts to declare.

Acknowledgements

The authors thank the Istanbul Technical University Research Fund for financial support (Project ID: TYL-2020-42714).

Notes and references

- H. Ishida and T. Agag, *Handbook of Benzoxazine Resins*, Elsevier, Amsterdam, 2011.
- N. Ghosh, B. Kiskan and Y. Yagci, *Prog. Polym. Sci.*, 2007, **32**, 1344–1391.
- B. Kiskan and Y. Yagci, *Isr. J. Chem.*, 2020, **60**, 20–32.
- C. P. R. Nair, *Prog. Polym. Sci.*, 2004, **29**, 401–498.
- H. Ishida, US Patent 5973144, 1999.
- C. H. Lin, S. L. Chang, T. Y. Shen, Y. S. Shih, H. T. Lin and C. F. Wang, *Polym. Chem.*, 2012, **3**, 935–945.
- M. Zeng, J. Chen, Q. Xu, Y. Huang, Z. Feng and Y. Gu, *Polym. Chem.*, 2018, **9**, 2913–2925.
- K. Zhang, X. Yu and S.-W. Kuo, *Polym. Chem.*, 2019, **10**, 2387–2396.
- H. Ishida and P. Froimowicz, *Advanced and Emerging Polybenzoxazine Science and Technology*, Elsevier Inc., Amsterdam, Netherlands, 2017.
- B. Kiskan and Y. Yagci, in *Thermosets*, ed. Q. Guo, Elsevier Inc., 2nd edn, 2017, ch. 17, pp. 543–576.
- H. Ishida and Y. Rodriguez, *Polymer*, 1995, **36**, 3151–3158.
- M. W. Wang, R. J. Jeng and C. H. Lin, *Macromolecules*, 2015, **48**, 530–535.

- 13 C. Liu, D. Shen, R. M. a. Sebastián, J. Marquet and R. Schönfeld, *Macromolecules*, 2011, **44**, 4616–4622.
- 14 P. Chutayothin and H. Ishida, *Macromolecules*, 2010, **43**, 4562–4572.
- 15 K. Zhang, X. Tan, Y. Wang and H. Ishida, *Polymer*, 2019, **168**, 8–15.
- 16 L. Han, M. L. Salum, K. Zhang, P. Froimowicz and H. Ishida, *J. Polym. Sci., Part A: Polym. Chem.*, 2017, **55**, 3434–3445.
- 17 Z. Deliballi, B. Kiskan and Y. Yagci, *Macromolecules*, 2020, **53**, 2354–2361.
- 18 R. Kudoh, A. Sudo and T. Endo, *Macromolecules*, 2010, **43**, 1185–1187.
- 19 B. Kiskan, B. Koz and Y. Yagci, *J. Polym. Sci., Part A: Polym. Chem.*, 2009, **47**, 6955–6961.
- 20 C. Zúñiga, G. Lligadas, J. C. Ronda, M. Galià and V. Cádiz, *Polymer*, 2012, **53**, 3089–3095.
- 21 T. Kobayashi, M. Goto, M. Minami and F. Sanda, *J. Polym. Sci., Part A: Polym. Chem.*, 2019, **57**, 2581–2589.
- 22 M. Goto, T. Yajima, M. Minami, H. Sogawa and F. Sanda, *Macromolecules*, 2020, **53**, 6640–6648.
- 23 M. Goto, Y. Miyagi, M. Minami and F. Sanda, *J. Polym. Sci., Part A: Polym. Chem.*, 2018, **56**, 1884–1893.
- 24 S. N. Kolanadiyil, M. Azechi and T. Endo, *Macromolecules*, 2015, **48**, 7466–7472.
- 25 S. N. Kolanadiyil, M. Minami and T. Endo, *Macromolecules*, 2017, **50**, 3476–3488.
- 26 L. Puchot, P. Verge, T. Fouquet, C. Vancaeyzeele, F. Vidal and Y. Habibi, *Green Chem.*, 2016, **18**, 3346–3353.
- 27 A. Trejo-Machin, P. Verge, L. Puchot and R. Quintana, *Green Chem.*, 2017, **19**, 5065–5073.
- 28 R. Ganfoud, N. Guigo, L. Puchot, P. Verge and N. Sbirrazzuoli, *Eur. Polym. J.*, 2019, **119**, 120–129.
- 29 N. K. Sini, J. Bijwe and I. K. Varma, *J. Polym. Sci., Part A: Polym. Chem.*, 2014, **52**, 7–11.
- 30 R. Andreu and J. C. Ronda, *Synth. Commun.*, 2008, **38**, 2316–2329.
- 31 J. C. Ronda, G. Lligadas, M. Galià and V. Cádiz, *React. Funct. Polym.*, 2013, **73**, 381–395.
- 32 G. Lligadas, A. Tüzün, J. C. Ronda, M. Galià and V. Cádiz, *Polym. Chem.*, 2014, **5**, 6636–6644.
- 33 W.-H. Hu, K.-W. Huang and S.-W. Kuo, *Polym. Chem.*, 2012, **3**, 1546–1554.
- 34 J. Wang, M.-q. Wu, W.-b. Liu, S.-w. Yang, J.-w. Bai, Q.-q. Ding and Y. Li, *Eur. Polym. J.*, 2010, **46**, 1024–1031.
- 35 M. Soto, M. Hiller, H. Oschkinat and K. Koschek, *Polymers*, 2016, **8**, 278.
- 36 F. S. Gungor, B. Bati and B. Kiskan, *Eur. Polym. J.*, 2019, **121**, 109352.
- 37 K. Zhang and H. Ishida, *Front. Mater.*, 2015, **2**(5), 1–9.
- 38 K. Zhang and H. Ishida, *Polym. Chem.*, 2015, **6**, 2541.
- 39 T. Agag, C. R. Arza, F. H. J. Maurer and H. Ishida, *Macromolecules*, 2010, **43**, 2748–2758.
- 40 G. Kaya, B. Kiskan and Y. Yagci, *Polym. Chem.*, 2019, **10**, 1268–1275.
- 41 C. Durukan, B. Kiskan and Y. Yagci, *Polymers*, 2019, **11**, 679.
- 42 T. Murai, *Chemistry of Thioamides*, Springer Nature Singapore Pte Ltd., Singapore, 2019.
- 43 W. Li, X. Wu, Z. Zhao, A. Qin, R. Hu and B. Z. Tang, *Macromolecules*, 2015, **48**, 7747–7754.
- 44 Z. Sun, H. Huang, L. Li, L. Liu and Y. Chen, *Macromolecules*, 2017, **50**, 8505–8511.
- 45 T. Higashihara and M. Ueda, *Macromolecules*, 2015, **48**, 1915–1929.
- 46 K. A. Mazzio and C. K. Luscombe, *Chem. Soc. Rev.*, 2015, **44**, 78–90.
- 47 H. S. O. Chan and S. C. Ng, *Prog. Polym. Sci.*, 1998, **23**, 1167–1231.
- 48 K. Sanui, Y. Kishimoto and N. Ogata, *Polym. J.*, 1971, **2**, 422–425.
- 49 J. C. Gressier and G. Levesque, *Eur. Polym. J.*, 1981, **17**, 695–706.
- 50 Y. Kawai, T. Kanbara and K. Hasegawa, *J. Polym. Sci., Part A: Polym. Chem.*, 1999, **37**, 1737–1740.
- 51 D. L. Priebbenow and C. Bolm, *Chem. Soc. Rev.*, 2013, **42**, 7870–7880.
- 52 T. Kanbara, Y. Kawai, K. Hasegawa, H. Morita and T. Yamamoto, *J. Polym. Sci., Part A: Polym. Chem.*, 2001, **39**, 3739–3750.
- 53 B. Kurpil, B. Kumru, T. Heil, M. Antonietti and A. Savateev, *Green Chem.*, 2018, **20**, 838–842.
- 54 W. Cao, F. Dai, R. Hu and B. Z. Tang, *J. Am. Chem. Soc.*, 2020, **142**, 978–986.
- 55 K. Shigehiro, S. Emi, M. Ikumi, H. Kiyoshi and K. Takaki, *Chem. Lett.*, 2003, **32**, 622–623.
- 56 H. R. Darabi, M. J. Tehrani, K. Aghapoor, F. Mohsenzadeh and R. Malekfar, *Appl. Surf. Sci.*, 2012, **258**, 8953–8958.
- 57 K. B. Wiberg and D. J. Rush, *J. Am. Chem. Soc.*, 2001, **123**, 2038–2046.
- 58 H.-J. Lee, Y.-S. Choi, K.-B. Lee, J. Park and C.-J. Yoon, *J. Phys. Chem. A*, 2002, **106**, 7010–7017.
- 59 R. W. Newberry, B. VanVeller and R. T. Raines, *Chem. Commun.*, 2015, **51**, 9624–9627.
- 60 N.-K. Kim, H.-J. Lee, K.-H. Choi, J.-A. Yu, C.-J. Yoon, J. Park and Y.-S. Choi, *J. Phys. Chem. A*, 2000, **104**, 5572–5578.
- 61 B. K. Min, H.-J. Lee, Y. S. Choi, J. Park, C.-J. Yoon and J.-A. Yu, *J. Mol. Struct.*, 1998, **471**, 283–288.
- 62 T. Takeichi, T. Kano and T. Agag, *Polymer*, 2005, **46**, 12172–12180.
- 63 T. Agag; and T. Takeichi, *J. Polym. Sci., Part A: Polym. Chem.*, 2007, **45**, 1878–1888.
- 64 A. Chernykh, J. Liu and H. Ishida, *Polymer*, 2006, **47**, 7664–7669.
- 65 M. Arslan, B. Kiskan and Y. Yagci, *Macromolecules*, 2015, **48**, 1329–1334.
- 66 A. Yildirim, B. Kiskan, A. L. Demirel and Y. Yagci, *Eur. Polym. J.*, 2006, **42**, 3006–3014.
- 67 C. R. Arza, P. Froimowicz and H. Ishida, *RSC Adv.*, 2016, **6**, 35144–35151.
- 68 M. Arslan, B. Kiskan and Y. Yagci, *Macromolecules*, 2016, **49**, 767–773.

- 69 M. Arslan, B. Kiskan, E. Cengiz, R. Demir-Cakan and Y. Yagci, *Eur. Polym. J.*, 2016, **80**, 70–77.
- 70 J. Leszczynski, J. S. Kwiatkowski and D. Leszczynska, *J. Am. Chem. Soc.*, 1992, **114**, 10089–10091.
- 71 T. Hori, Y. Otani, M. Kawahata, K. Yamaguchi and T. Ohwada, *J. Org. Chem.*, 2008, **73**, 9102–9108.
- 72 C. Hansch, A. Leo and R. W. Taft, *Chem. Rev.*, 1991, **91**, 165–195.
- 73 I. Gorodisher, R. J. DeVoe and R. J. Webb, in *Handbook of Benzoxazine Resins*, ed. T. Agag and H. Ishida, Elsevier, Amsterdam, 2011, pp. 211–234, DOI: 10.1016/B978-0-444-53790-4.00056-4.
- 74 E. Semerci, B. Kiskan and Y. Yagci, *Eur. Polym. J.*, 2015, **69**, 636–641.
- 75 Z. Beyazkilic, M. Kahveci, B. Aydogan, B. Kiskan and Y. Yagci, *J. Polym. Sci., Part A: Polym. Chem.*, 2012, **50**, 4029–4036.
- 76 S. Bektas, B. Kiskan, N. Orakdogan and Y. Yagci, *Polymer*, 2015, **75**, 44–50.
- 77 T. Urbaniak, M. Soto, M. Liebeke and K. Koschek, *J. Org. Chem.*, 2017, **82**, 4050–4055.
- 78 Y.-L. Liu and C.-I. Chou, *J. Polym. Sci., Part A: Polym. Chem.*, 2005, **43**, 5267–5282.
- 79 O. Bayram, B. Kiskan, E. Demir, R. Demir-Cakan and Y. Yagci, *ACS Sustainable Chem. Eng.*, 2020, **8**, 9145–9155.
- 80 M.-M. Titirici and M. Antonietti, *Chem. Soc. Rev.*, 2010, **39**, 103–116.