

# Industrial Chemistry & Materials

Online ISSN 2755-2500

Print ISSN 2755-2608

Volume 2 Number 1

February 2024

rsc.li/icm



O<sub>2</sub>

H<sub>2</sub>

H<sub>2</sub>O<sub>2</sub>

Pd based

## REVIEW ARTICLE

Dong Cao, Daojian Cheng *et al.*

Progress and perspectives of Pd-based catalysts for direct synthesis of hydrogen peroxide



ROYAL SOCIETY  
OF CHEMISTRY



Industrial Chemistry & Materials



Cite this: *Ind. Chem. Mater.*, 2024, 2, 7

## Progress and perspectives of Pd-based catalysts for direct synthesis of hydrogen peroxide

Jiamei Wei, Shen Wang, Jianguo Wu, Dong Cao\* and Daojian Cheng \*

Hydrogen peroxide (H<sub>2</sub>O<sub>2</sub>) is a green oxidant that has been widely used. The direct synthesis of hydrogen peroxide (DSHP) offers significant advantages in terms of high atomic economy and environmentally friendly effects. However, due to the inevitable side reactions and severe mass transfer limitations, it is still challenging to balance the selectivity and activity for the DSHP. Combining theoretical understanding with the controllable synthesis of nanocatalysts may significantly facilitate the design of “dream catalysts” for the DSHP. In this work, the main factors affecting the reaction performance of catalysts and the active sites of catalysts have been reviewed and discussed in detail. The development and design of catalysts with high efficiency were introduced from three aspects: the catalyst support, active component and atomic impurity. In addition, the coupling of DSHP and other oxidation reactions to realize one-pot *in situ* oxidation reactions was comprehensively emphasized, which showed essential guiding significance for the future development of H<sub>2</sub>O<sub>2</sub>.

Received 16th May 2023,  
 Accepted 17th July 2023

DOI: 10.1039/d3im00054k

rs.c.li/icm

Keywords: Direct synthesis of H<sub>2</sub>O<sub>2</sub>; Pd-based catalyst; Selectivity and activity; Catalytic mechanism; *In situ* oxidation reactions.

### 1 Introduction

As an important chemical raw material, hydrogen peroxide (H<sub>2</sub>O<sub>2</sub>) is mainly used in pulp bleaching, textile printing and dyeing, wastewater treatment, chemical synthesis and other fields.<sup>1–6</sup> The by-product of the H<sub>2</sub>O<sub>2</sub> oxidation reaction is only water and it has a lower active oxygen content than

molecular oxygen. As an oxidizer, it has a high selectivity that fully reflects its environmental protection and efficiency.<sup>7–10</sup> The global chemical industry and the government's demand for H<sub>2</sub>O<sub>2</sub> is increasing year by year.<sup>11,12</sup> At present, the traditional anthraquinone auto-oxidation manufacturing processes (the AO process) can achieve a high efficiency in H<sub>2</sub>O<sub>2</sub>, but the step is complicated, resulting in many harmful organic compounds.<sup>13,14</sup> The AO process is also accompanied by costs and safety issues incurred in the transportation and storage of the product (Fig. 1a). The equipment for the electrochemical synthesis of H<sub>2</sub>O<sub>2</sub> is relatively complex (Fig. 1b).<sup>15,16</sup>

State Key Laboratory of Organic-Inorganic Composites and Beijing Advanced Innovation Center for Soft Matter Science and Engineering, Beijing University of Chemical Technology, Beijing 100029, People's Republic of China.  
 E-mail: caod@mail.buct.edu.cn, chengdj@mail.buct.edu.cn



Jiamei Wei

Jiamei Wei is a doctoral candidate under the supervision of Professor Daojian Cheng at the State Key Laboratory of Organic Inorganic Composites, Beijing University of Chemical Technology. The research field is based on the experimental synthesis of nanoclusters and atomically dispersed catalysts and their applications in DSHP, olefin hydroformylation and other fields.



Shen Wang

Shen Wang is a doctoral candidate under the supervision of Professor Cheng Daojian at the State Key Laboratory of Organic Inorganic Composites, Beijing University of Chemical Technology. He obtained his Master of Engineering Degree from Tiangong University in 2021, majoring in Chemical Engineering. Currently, his research field is the development of green oxidation technology of TS-1/H<sub>2</sub>O<sub>2</sub>.





The photocatalytic synthesis process of  $\text{H}_2\text{O}_2$  requires organic solvents and has poor light reactivity (Fig. 1c).<sup>15,16</sup> However, the direct synthesis of hydrogen peroxide (DSHP) is a more atomically efficient synthesis route than the current industrial process (Fig. 1d).<sup>17</sup> The synthesis process of the DSHP can be achieved by a reactor system, which can perform small-scale on-site synthesis.<sup>18</sup> Furthermore, the DSHP also has significant benefits such as high atom economics, lower relative costs, and environmental friendliness. The reaction mechanism for the DSHP is shown in Fig. 1d. Both the side reaction ( $\text{H}_2 + \text{O}_2 \rightarrow \text{H}_2\text{O}_2$ ,  $\text{H}_2\text{O}_2 \rightarrow \text{H}_2\text{O}$ ,  $\text{H}_2\text{O}_2 \rightarrow \text{H}_2\text{O} + \text{O}_2$ ) and the main reaction are thermodynamically spontaneous, which is one of the reasons for its low selectivity.<sup>19</sup> At the same time, this is a solid-liquid-gas three-phase reaction system with mass transfer limitations, which will result in a low yield of  $\text{H}_2\text{O}_2$ .<sup>19</sup> Therefore, the development of high efficiency catalysts is key to solving the problems of poor selectivity, low activity, slow reaction rate and low product concentration of the DSHP.



**Jianguo Wu**


*Jianguo Wu is a doctoral candidate under the supervision of Professor Cheng Daojian at the College of Chemical Engineering, Beijing University of Chemical Technology. His research directions are the preparation of atomically dispersed catalysts for hydrogenation and other fields.*



**Dong Cao**

and so on.

*Dong Cao, Ph.D, is a lecturer at the College of Chemical Engineering, Beijing University of Chemical Technology. The research field is the design and controllable preparation of metal catalysts in the fields of electrocatalysis and fine chemicals. Currently, more than 20 SCI papers have been published, including Nat. Commun., Angew. Chem., Adv. Energy Mater., Appl. Catal. B Environ., Small, Chem. Eng. J.,*



**Daojian Cheng**

*Daojian Cheng is a Professor of Beijing University of Chemical Technology, supervisor of doctoral candidates, National Excellent Youth Fund winner, and Fellow of the Royal Society of Chemistry. He was listed as one of the Highly Cited Chinese Researchers of Elsevier (2020–2022). He is interested in the design, preparation and application of metal nanocatalysts in the chemical industry. In recent years, more than 180 SCI papers have been published in international mainstream journals such as Nat. Catal., Nat. Energy, Nat. Commun., Proc. Natl. Acad. Sci., Angew. Chem., ACS Catal., Adv. Energy Mater., and so on.*

The application of Pd-based catalysts has attracted significant attention in the DSHP because of their superior performance to other catalysts and has been a “hot area” of research. In recent years, the research on Au catalysts has gradually started, particularly Au-Pd bimetallic catalysts. Metal Pd has shown a better catalytic effect in the DSHP, but it has been more active in catalyzing the decomposition and hydrogenation of  $\text{H}_2\text{O}_2$ , which limits its application. At present, Pd-based catalysts have been well developed. Some catalysts showed a selectivity to  $\text{H}_2\text{O}_2$  close to 100%, and some demonstrated high activity.<sup>17</sup> In short, while advances have been made in Pd-based catalysts, it is still difficult to balance the selectivity and activity of the DSHP. Much more needs to be done in catalytic design. Factors that affect the performance of the catalyst to synthesize  $\text{H}_2\text{O}_2$  include many aspects. Firstly, in terms of the mechanism, studies have shown that protons and organic solvents can significantly affect the catalytic mechanism of Pd-based catalysts. In recent years, researchers have also carried out extensive research into catalytic sites and have drawn many conclusions. Moreover, it will help us extend the mechanism to the experimental design of effective catalysts. Effective synthesis of  $\text{H}_2\text{O}_2$  is achieved by optimization of support properties, optimization of active components and introduction of heteroatoms.

Here, we summarized the research progress of the DSHP and systematically analyzed the catalytic mechanism and catalytically active sites. The macro-control of the catalytic activity of DSHP was discussed from three aspects: the catalyst support, metal species and heteroatoms (Fig. 2). Additionally, there were a large number of species of hydroperoxides and reactive oxygen in the DSHP process. Many studies have shown that when the DSHP is combined with other oxidation reactions, it is possible to achieve *in situ* oxidation reactions. This significantly reduces manufacturing costs while fully utilizing the product to meet multiple



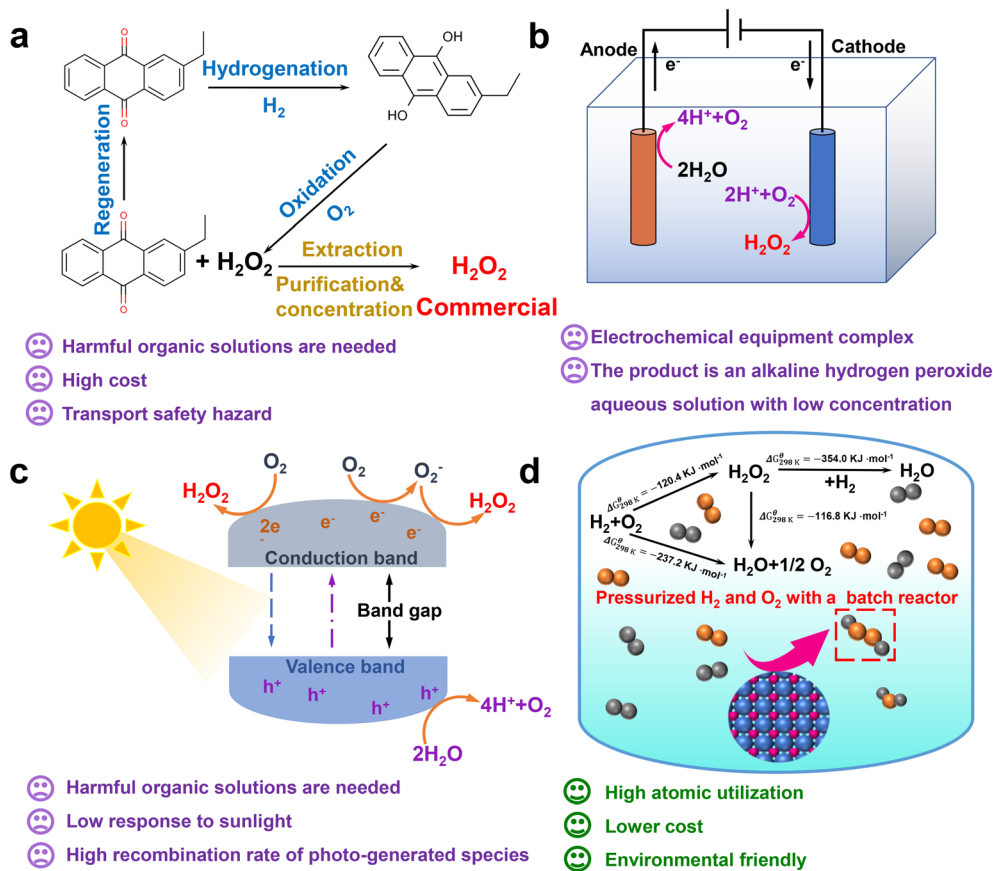


Fig. 1 Introduction to the (a) anthraquinone method, reprinted with permission from ref. 12. Copyright 2022, Elsevier. (b) Electrochemical synthesis method, reprinted with permission from ref. 12. Copyright 2022, Elsevier. (c) Photocatalytic synthesis method, reprinted with permission from ref. 12. Copyright 2022, Elsevier. And (d) direct synthesis method, as well as graphical explanation of their related drawbacks and advantages. Reprinted with permission from ref. 11. Copyright 2020, Elsevier.

process requirements. This work provided a comprehensive discussion of catalyst design and the *in situ* application of  $\text{H}_2\text{O}_2$ , which has some guiding significance for the future direction of the DSHP.

## 2 Catalytic mechanism of Pd-based catalysts

### 2.1 Reaction mechanism

The reaction process for the DSHP, as shown in Fig. 1d, consists of four chemical reactions. From the thermodynamic point of view, it can be seen that both the main reaction for the production of  $\text{H}_2\text{O}_2$  and the side reactions for the decomposition and hydrogenation of  $\text{H}_2\text{O}_2$  are spontaneous reactions.<sup>19</sup> And the reaction process of the side reactions is thermodynamically more favorable than the main reaction. This leads to a lower selectivity of the DSHP. Therefore, the key to current research is to design catalysts that balance selectivity and activity to inhibit the side reactions of  $\text{H}_2\text{O}_2$  formation.

The exact nature of the active sites responsible for the formation of  $\text{H}_2\text{O}_2$  and its side reactions remains uncertain, although in combination with the results of recent studies.<sup>22</sup> The generally accepted reaction pathway for the production

of  $\text{H}_2\text{O}_2$  is shown in Fig. 3a, where  $\text{H}_2$  is activated with  $\text{O}_2$  to  $\text{H}_2^*$  and  $\text{O}_2^*$  and further dissociates to form the intermediates  $\text{H}^*$  and  $\text{OOH}^*$  and finally  $\text{H}_2\text{O}_2$ .<sup>60</sup> Hydrogenation and decomposition side reactions of  $\text{H}_2\text{O}_2$  occur mainly because the O–O bonds in the intermediates  $\text{O}_2^*$ ,  $\text{OOH}^*$ , and  $\text{H}_2\text{O}_2^*$  break to form  $\text{O}^*$ , which reacts in  $\text{H}^*$  to produce water (Fig. 3b).<sup>60</sup> Therefore, perhaps the greatest challenge for the future design of efficient catalysts is to inhibit the cleavage of O–O bonds of reaction intermediates and increase the presence of superoxide radicals.

**2.1.1 Proton effect.** Hydroperoxide intermediates were considered to occur in a variety of ways, including oxygen hydrogenation and others. In addition to the traditional Langmuir–Hinshelwood mechanism, the current theory of proton–electron transfer seems to be more realistic.

First of all, Wilson *et al.* conducted a detailed study on the DSHP from Pd nanoclusters.<sup>20</sup> They have proposed that the DSHP does not proceed by a Langmuir–Hinshelwood mechanism, but by sequential proton–electron transfer to  $\text{O}_2$  and hydroperoxide intermediates to form  $\text{H}_2\text{O}_2$ . This was similar to a two-electron oxygen reduction reaction (ORR). A schematic diagram of this mechanism is shown in Fig. 4a. They have also concluded that protons are a critical factor in





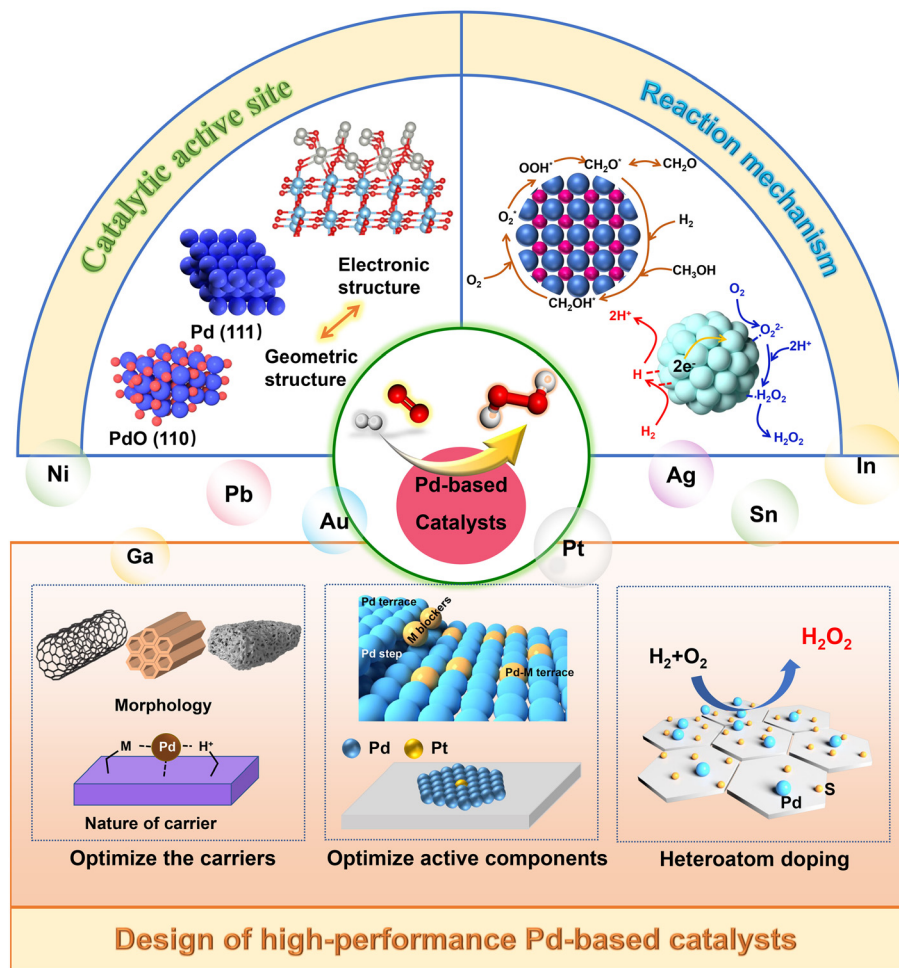


Fig. 2 The catalytic mechanism, active site and design strategy of Pd-based catalysts for direct synthesis of hydrogen peroxide.

the synthesis of  $\text{H}_2\text{O}_2$  and that synthesis in protonic solutions is superior to that in non-protonic solutions. The addition of proton donors increased the rate of  $\text{H}_2\text{O}_2$  formation, and simultaneously increased the rate of  $\text{H}_2\text{O}$  formation, increasing the selectivity to  $\text{H}_2\text{O}_2$  (Fig. 4b). Secondly, Deguchi *et al.* carried out a kinetic analysis of DSHP using Pd-based catalysts in aqueous solution and discussed the role of protons in the DSHP.<sup>21</sup> According to the kinetic study,  $\text{H}^+$  accelerated the elementary reaction steps  $\text{OOH}^* + \text{H}^* \rightarrow \text{H}_2\text{O}_2^*$  and  $\text{H}_2\text{O}_2^* \rightarrow \text{H}_2\text{O}_2$ ; it also accelerated

$\text{OOH}^* + \text{H}^* \rightarrow \text{H}_2\text{O} + \text{O}^*$ . The two aspects were in competition, with the former favoring the direct synthesis of  $\text{H}_2\text{O}_2$  and the latter leading to the formation of water as a by-product. The  $\text{H}^+$  promoted the former more strongly, increasing the selectivity to  $\text{H}_2\text{O}_2$ .

It has been generally accepted that protons modify the electronic structure of Pd. However, there are observable differences in the rate dependence and kinetics of  $\text{H}_2\text{O}_2$  formation in alcoholic and aprotic solutions. The protons seem to participate directly in the catalytic cycle as a co-reactant or as a co-catalyst of the reaction.<sup>22</sup> Wilson *et al.* proved the proton–electron transfer theory in a silicon-supported PdZn bimetallic catalyst by measuring the dependence of the steady-state  $\text{H}_2\text{O}_2$  and  $\text{H}_2\text{O}$  formation rate on the pressure of  $\text{H}_2$  and  $\text{O}_2$  and the involvement of the proton solution.<sup>23</sup> As shown in Fig. 4c–f, the rate of  $\text{H}_2\text{O}_2$  formation increased in an approximately linear fashion when the  $\text{H}_2$  pressure was less than 100 kPa  $\text{H}_2$ . Above this value, the  $\text{H}_2\text{O}_2$  rate was sub-linearly dependent on the  $\text{H}_2$  pressure. The rate of water formation was also reliant on the  $\text{H}_2$  pressure. The rate of formation of  $\text{H}_2\text{O}_2$  and  $\text{H}_2\text{O}$  remained essentially unchanged with the change of  $\text{O}_2$  pressure. The concentration of  $\text{H}_2\text{O}_2$  in the proton solution gradually

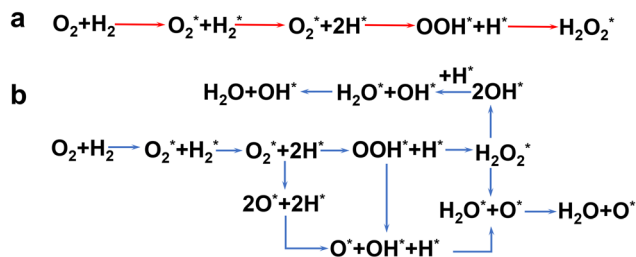


Fig. 3 Schematic diagram of the elementary reaction step network of the (a) main reaction and (b) side reaction for direct synthesis of  $\text{H}_2\text{O}_2$  from  $\text{H}_2$  and  $\text{O}_2$ .<sup>60</sup> Copyright 2017, American Chemical Society.





**Fig. 4** (a) Pd clusters catalyze both heterolytic  $H_2$  oxidation and  $O_2$  reduction steps in order to form  $H_2O_2$ . (b)  $H_2O_2$  concentrations as a function of time during direct synthesis in a well-mixed semi-batch reactor using protic (methanol (black ■) and water (red ●)) or aprotic (dimethyl sulfoxide (green ▲), acetonitrile (blue ▼), and propylene carbonate (magenta ◆)) solvents.<sup>20</sup> Copyright 2016, American Chemical Society. Turnover rates for the formation of (c)  $H_2O_2$  and (d)  $H_2O$  as a function of H pressure on silica-supported Pd (black), PdZn<sub>6</sub> (red), and PdZn<sub>30</sub> (blue). Their (e)  $H_2O_2$  and (f)  $H_2O$  conversion rate as a function of  $O_2$  pressure. (g) The basic step of directly synthesizing the formation of hydrogen peroxide by the reaction on the particles of Pd and PdZn<sub>x</sub>. The red ball represents  $O_2$  and the white ball represents  $H_2$ . (h)  $H_2O_2$  concentrations as a function of time during catalysis in a semi-batch reactor on PdZn<sub>30</sub> in methanol (black), acetonitrile (red), and dimethyl sulfoxide (blue).<sup>23</sup> Copyright 2018, Academic Press Inc.

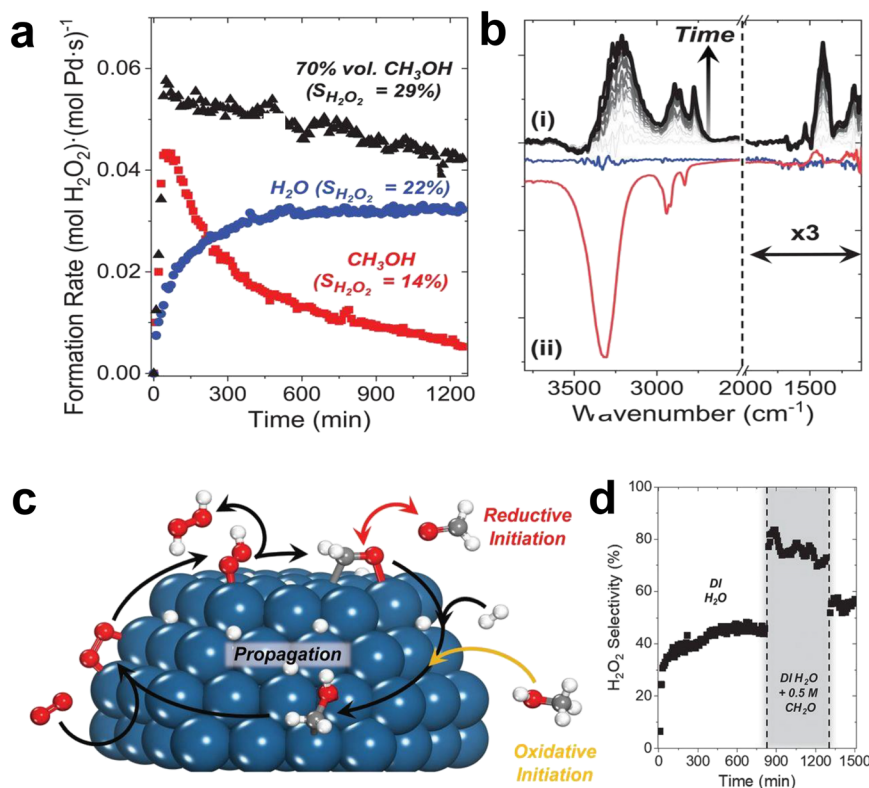
increased with time, while the concentration of  $H_2O_2$  in the non-proton solution remained basically unchanged and zero (Fig. 4h). These have shown that the proton–electron transfer plays an important role in the formation of  $H_2O_2$  (Fig. 4e).

**2.1.2 Solvent effect.** The solvent is also an important factor in the DSHP. Through the theory of proton–electron transfer,

we know that protic and aprotic solutions have a major influence on the reaction performance. More recently, Adams and others have deeply studied the key role of methanol solution in this reaction. This discovery is very important and deserves our attention.<sup>24</sup> They studied the  $H_2O_2$  generation rate of Pd–SiO<sub>2</sub> nanocatalysts in methanol, water, and







**Fig. 5** (a) The rate of hydrogen peroxide formation as a function of time in an aqueous solution of methanol, water and 70 vol% methanol in a fixed bed reactor. (b) The difference between the *in situ* infrared spectrum of the methanol-derived intermediate accumulated on Pd/SiO<sub>2</sub> within 8 hours (i) and the steady-state spectrum of the species on Pd-SiO<sub>2</sub> (blue line) and SiO<sub>2</sub> (red line) under oxygen-rich and reaction conditions (ii). Catalytic O<sub>2</sub> reduction with surface redox mediators. (c) Schematic diagram of the formation of hydroxymethyl (CH<sub>2</sub>OH\*) and its subsequent role as a redox mediator. (d) Steady-state H<sub>2</sub>O<sub>2</sub> selectivity is increased when formaldehyde (0.5 M CH<sub>2</sub>O) is added to deionized (DI) H<sub>2</sub>O.<sup>24</sup> Copyright 2021, American Association for the Advancement of Science.

methanol aqueous solutions (Fig. 5a). Using *in situ* infrared technology, it was discovered that species containing CH<sub>3</sub>, CH<sub>2</sub>, C–O and OH accumulated during the reaction (Fig. 5b). This has indicated the presence of surface methanol (CH<sub>3</sub>–OH\*), methoxy (CH<sub>3</sub>O\*) and hydroxymethyl (CH<sub>2</sub>OH\*) species at the catalytic interface. These species occupied part of the catalyst surface and affected the subsequent formation of H<sub>2</sub>O<sub>2</sub>. The accumulation and aggregation of methanol-generated intermediates at the Pd catalyst interface resulted in a slow decrease in the yield in methanol aqueous solution. The reaction rate was improved and restored by the addition of H<sub>2</sub>O<sub>2</sub> and oxidation of O<sub>2</sub> to eliminate interfacial species. Moreover, the rate and selectivity of H<sub>2</sub>O<sub>2</sub> production increased monotonically with increasing levels of methanol, suggesting that methanol-generated intermediates altered the rate of the basic step of the oxygen reduction reaction (Fig. 5d).

Methanol and water co-catalyze the reduction of oxygen by promoting the proton–electron transfer reaction (Fig. 5c). Methanol generates hydroxymethyl intermediates on the surface of Pd, which effectively transfer protons and electrons to oxygen to form H<sub>2</sub>O<sub>2</sub> and formaldehyde. The formaldehyde then oxidizes hydrogen to regenerate hydroxymethyl. The reaction of solvent molecules at the solid–liquid interface

could generate redox media *in situ*, offering the possibility of greatly improving the rate and selectivity of the catalytic reaction.

In addition, Akram *et al.* recently studied the DSHP using a hydrophobic alcohol (decan-1-ol) and water as a solvent.<sup>25</sup> The catalytic effect was significantly improved as the catalyst tended to be retained in hydrophobic organic components and the contact of the formed H<sub>2</sub>O<sub>2</sub> with the catalyst was limited. The degradation of H<sub>2</sub>O<sub>2</sub> was significantly reduced by optimized combination of the solvent and catalyst to achieve industrially acceptable concentrations of H<sub>2</sub>O<sub>2</sub> under mild conditions.

This work has provided a promising basis for further exploration of a wider range of solvents and catalysts for the DSHP.

## 2.2 Catalytically active sites

### 2.2.1 Oxidation state of Pd.

First of all, although Pd-based catalysts are the most widely used catalysts in the DSHP, there has been controversy about the state of the active sites of Pd. In the past, reports have mainly focused on whether it is the metallic (Pd<sup>0</sup>) or the oxidation (Pd<sup>2+</sup>) state that favors the synthesis of H<sub>2</sub>O<sub>2</sub>.



Choudhary and colleagues have believed that Pd<sup>2+</sup> is the active center for the catalytic synthesis of H<sub>2</sub>O<sub>2</sub>, because Pd<sup>2+</sup> can adsorb peroxides, and Pd<sup>0</sup> is beneficial for the decomposition reaction.<sup>26</sup> Song *et al.* combined DFT calculations and microkinetic studies and found that co-adsorbed O plays a key role in the catalytic activity and selectivity of the DSHP on the surface of Pd (111) and Pd (100).<sup>27</sup> The selectivity of the Pd (111) surface for the formation of H<sub>2</sub>O<sub>2</sub> was nearly 99% when some Pd–O was present on the catalyst surface. Wang *et al.* used the density functional theory to study the active state of surface Pd and obtained completely different reaction modes on the surface of Pd (111) and PdO (101).<sup>28</sup> The binding energy of H atoms on the Pd (111) surface was significantly higher than on the PdO (101) surface, and the reaction was endothermic on the PdO (101) surface. The reaction of OOH\* with a surface-bound H atom would then require the cleavage of a very strong Pd–H bond on the Pd (111) surface to form H<sub>2</sub>O<sub>2</sub>. The report showed that the main product on the surface of PdO (101) is H<sub>2</sub>O<sub>2</sub>, while that on the surface of Pd (111) is H<sub>2</sub>O. However, a number of other studies have also shown that Pd<sup>0</sup> is also an important active site. Kanungo *et al.* used a microreactor and *in situ* XAS characterization to ensure that Pd was completely reduced during the reaction and only existed in the metallic state.<sup>29</sup> They believed that Pd<sup>0</sup> was the reaction phase in the synthesis of H<sub>2</sub>O<sub>2</sub>. Liu *et al.* added acid and halide promoters to a reacted ethanol solution and found that Pd<sup>0</sup>/SiO<sub>2</sub> was the most active, followed by partially reduced Pd<sup>0</sup>/SiO<sub>2</sub>, so they also believed that Pd<sup>0</sup> was more conducive to the production of H<sub>2</sub>O<sub>2</sub>.<sup>30</sup>

When Pd nanoparticles are exposed to H<sub>2</sub> and O<sub>2</sub>, PdO and PdH phases are formed and coexist during the reaction. If there are additives such as halides, the intermediates (for example, O\*, OH\*) or halide-covered surface of Pd nanoparticles, PdO, PdH phase surfaces, or soluble Pd composite surfaces may generate H<sub>2</sub>O<sub>2</sub>. Dissanayake *et al.* were the first to show that the rate of H<sub>2</sub>O<sub>2</sub> production in the presence of H<sup>+</sup> was independent of the amount of Pd in the catalyst.<sup>31</sup> Pd colloid was considered to be the main active substance for the synthesis of H<sub>2</sub>O<sub>2</sub>, but the possibility that soluble Pd<sup>2+</sup> complexes were also active sites cannot be ruled out. However, Priyadarshini *et al.* showed that the rate and selectivity of H<sub>2</sub>O<sub>2</sub> production are independent of the number of detectable Pd<sup>2+</sup> complexes, suggesting that the active substance is Pd<sup>0</sup> rather than Pd<sup>2+</sup>.<sup>32</sup> Chen *et al.* compared the potential energy of directly forming H<sub>2</sub>O<sub>2</sub> on Pd (111), β-PdH (111), and β-PdH (211). They believed that Pd exists as a hydride phase, and the stepped PdH (211) surface could meet the conditions of O<sub>2</sub> adsorption and the non-dissociation of the surface intermediates O<sub>2</sub>\*, OOH\* and H<sub>2</sub>O<sub>2</sub>\*.<sup>33</sup> In addition, Flaherty *et al.* observed a certain induction time (about half an hour) for the catalytic production of H<sub>2</sub>O<sub>2</sub> by PdO, in contrast to the immediate production of H<sub>2</sub>O<sub>2</sub> by Pd without induction time.<sup>22</sup> The DSHP requires the presence of a certain reduced state of Pd nanoparticles. In summary, there is no precise statement

about the active site of Pd, but it can be seen that there seem to be different conclusions depending on the reaction environment, the type of support and the preparation method. In the future, the design of catalysts with more suitable Pd states for different reaction systems will lead to better results.

**2.2.2 Pd-involved interface structure.** Recently, the interface structure associated with Pd atoms has also received much attention. A detailed understanding of the interface structure is of great significance for understanding the electronic and geometric structure of the catalysts and the reaction mechanism of the DSHP. Ouyang *et al.* systematically investigated the effects of Pd loading and pretreatment conditions on the performance of Pd/TiO<sub>2</sub> catalysts, while keeping the metal particle size unchanged.<sup>34</sup> They believed that the active site for the DSHP should not be a simple metal Pd or oxidized Pd species. The surface configuration of Pd varied with Pd loading and the surface Pd atoms could also be oxidized under reaction conditions leading to the formation of a Pd–PdO interface. However, the relationship between the structure and catalytic performance indicated that H<sub>2</sub>O<sub>2</sub> formation could occur at the interface between the Pd and PdO structural domains. Ao *et al.* found that N-doping the TiO<sub>2</sub> support prior to loading Pd nanoparticles can significantly improve the selectivity to H<sub>2</sub>O<sub>2</sub>.<sup>35</sup> After doping the TiO<sub>2</sub> support with N, it was pretreated in different atmospheres. After characterization of different Pd/N–TiO<sub>2</sub> catalysts, it was found that there was no significant difference in the average particle size of the Pd particles, but the electronic structure of the Pd particles changed significantly. It is worth noting that the performance of the catalyst is greatly affected by the N–TiO<sub>2</sub> pretreatment atmosphere. The order of the reaction rate of different support pretreatment atmospheres is H<sub>2</sub> > O<sub>2</sub> > N<sub>2</sub>. This increased catalytic rate may be inextricably linked to the anchoring of Pd nanoparticles on the support and the modification of the Pd–PdO interface.

In addition, the interface effect between the metal Pd and other metals and the interaction between Pd and the support are also essential to improve the catalytic performance. Huynh *et al.* successfully synthesized an efficient catalyst with good selectivity for DSHP by exploiting the synergistic effect of a hybrid C and TiO<sub>2</sub> support with an ordered alloy of PdNi.<sup>36</sup> The TiO<sub>2</sub>–C support material could promote the strong interaction between the metal and the support. The ordered and evolved structure formed stronger electronic interactions and contributed to the synthesis of highly reactive H<sub>2</sub>O<sub>2</sub>, and the significant increase in selectivity was attributed to the mixed TiO<sub>2</sub>–C supports (Fig. 6). The heterometallic bond in the ordered alloy and the hybrid support significantly improves the performance of the DSHP reaction, which will greatly guide our future work. In the catalyst preparation and design process, more attention should be paid to the interaction between the metal supports. Li *et al.* recently successfully synthesized a series of Pd–Sn bimetallic nanocrystals with a hollow structure







**Fig. 6** (a) Schematic diagram of the reaction mechanism and performance comparison of the PdNi bimetallic catalyst supported by the C and TiO<sub>2</sub> mixed support. (b) XANES spectra of Ti K-edge and (c) EXAFS spectra of TiO<sub>2</sub>-C, PdNi/TiO<sub>2</sub>-C, and O-PdNi/TiO<sub>2</sub>-C. EXAFS spectra of (d) Pd and (e) Ni in PdNi/TiO<sub>2</sub>-C and R-PdNi/TiO<sub>2</sub>-C. <sup>36</sup> Copyright 2021, American Chemical Society.

(Fig. 7a–i), which can completely inhibit the decomposition/hydrogenation side reaction.<sup>37</sup> The structure of Pd–Sn bimetallic nanocrystals was closely related to the amount of tin chloride and the heat treatment temperature. The selectivity to H<sub>2</sub>O<sub>2</sub> can be further improved by using water as the reaction solvent (Fig. 7j–l). More importantly, further analysis showed that the presence of PdO, the overall effect between Pd and Sn and the interfacial effect between Pd/SnO<sub>x</sub> and PdO/SnO<sub>x</sub> were responsible for the significant improvement in catalyst performance. From these research results, it can be seen that the interface effect of Pd metal particles is a very important aspect that can greatly improve the selectivity of the catalyst, and the use of metal bonding and electronic structure changes can fundamentally inhibit side reactions.

**2.2.3 Coordination and isolation of Pd.** Thirdly, the different existence forms of Pd atoms will also lead to differences in catalyst activity. As the exact active sites for the selective synthesis of H<sub>2</sub>O<sub>2</sub> are still unclear, the selectivity of

the DSHP from monometallic Pd nanoparticles is still a major challenge. Ledendecker *et al.* reported the preparation of a model catalyst, PdCl<sub>2</sub>/C, for production of H<sub>2</sub>O<sub>2</sub>.<sup>38</sup> It is worth noting that the distinguishing feature of this catalyst is that it has isolated cationic Pd sites, and its performance is significantly better than that of ordinary metal Pd nanoparticles. The research has shown that the catalyst with isolated Pd sites performs a two-electron reduction catalytic reaction, and the performances of the direct synthesis reaction and the electrocatalytic oxygen reduction reaction are very similar.

Further, Yang *et al.* demonstrated for the first time that Pd–S NCs with atomically isolated Pd sites are highly robust and versatile catalysts that can be used for the direct, electrocatalytic and photocatalytic synthesis of H<sub>2</sub>O<sub>2</sub>.<sup>39</sup> In the DSHP, the presence of the S element in Pd–S NCs contributes to the formation of isolated Pd atoms, which improves the selectivity towards H<sub>2</sub>O<sub>2</sub>, resulting in excellent activity and selectivity (133.6 mol kg<sub>cat</sub><sup>-1</sup> h<sup>-1</sup>, 89.5%). In addition, Ding





**Fig. 7** (a–d) TEM images of Pd<sub>2</sub>Sn, Pd<sub>4</sub>Sn, Pd<sub>5</sub>Sn, and Pd<sub>6</sub>Sn nanocrystals. (e) PXRD patterns of these four Pd–Sn nanocrystals. HRTEM images of the typical (f) hollow and (g) solid Pd<sub>2</sub>Sn nanocrystals. (h) HAADF-STEM image and EDX elemental mappings of Pd<sub>2</sub>Sn nanocrystals. Pd: green, Sn: red. (i) EDX line scanning of Pd<sub>2</sub>Sn nanocrystals. (j) H<sub>2</sub>O<sub>2</sub> productivity and degradation of different catalysts after rapid thermal treatment at 350 °C for 6 min. (k) H<sub>2</sub> selectivity and H<sub>2</sub>O<sub>2</sub> productivity of Pd<sub>5</sub>Sn/TiO<sub>2</sub> in different reaction media. (l) Recycling performance of Pd<sub>5</sub>Sn/TiO<sub>2</sub> in a methanol/water mixture and pure water.<sup>37</sup> Copyright 2018, American Chemical Society.

*et al.* prepared a PdSb/TiO<sub>2</sub> bimetallic catalyst with Sb uniformly distributed on the surface of the Pd–Sb catalyst, isolating a continuous Pd site, which is conducive to increasing the proportion of Pd monomer sites.<sup>40</sup> XPS characterization showed that Sb inhibited the oxidation of Pd, forming a layer of Sb<sub>2</sub>O<sub>3</sub> that partially encapsulated the surface of the Pd particles, thereby inhibiting H<sub>2</sub> activation and subsequent H<sub>2</sub>O<sub>2</sub> hydrogenation. The side reaction rate gradually decreased with increasing Sb/Pd ratio, indicating that the electronic structure and geometry of the PdSb/TiO<sub>2</sub> catalyst were influenced by the Sb concentration. It was also demonstrated that the isolated Pd site is responsible for the non-dissociative activation of O<sub>2</sub> for the selective synthesis of H<sub>2</sub>O<sub>2</sub>. And the continuous distribution of Pd atoms tends to

lead to the dissociation of the O–O bond and the production of water as a by-product. Ouyang *et al.* also confirmed the advantages of isolated Pd sites in the selective synthesis of H<sub>2</sub>O<sub>2</sub>.<sup>41</sup> Ricciardulli *et al.* proved that the separation of Pd atoms in the Au domain forms the active site for the preferential synthesis of H<sub>2</sub>O<sub>2</sub>, and that the selectivity increases with the distance between the surface Pd atoms.<sup>42</sup> Both simulations and experiments have shown that both H<sub>2</sub>O<sub>2</sub> and H<sub>2</sub>O are formed by the reduction of OOH\* intermediates through the proton–electron transfer step of water molecules on Pd and Pd<sub>1</sub>Au<sub>x</sub> nanoparticles. The change in the geometric structure is a critical factor in improving selectivity, and the increase in H<sub>2</sub>O<sub>2</sub> selectivity reflects the difference in active site requirements for the formation of the





H<sub>2</sub>O<sub>2</sub> and H<sub>2</sub>O transition states. The separation of monomer active sites is a catalyst design strategy to improve H<sub>2</sub>O<sub>2</sub> selectivity.

## 3 Design of high-performance Pd-based catalysts

### 3.1 Optimization of the properties of the support

**3.1.1 Acidity regulation.** Adding inorganic acid into the solvent is a common method to improve the selectivity and activity of the reaction. However, the introduction of inorganic acid can cause problems such as loss of active metal and reactor corrosion. The use of acidic supports to replace inorganic acids is one of the current research directions in the DSHP.

Edwards *et al.* studied the DSHP from Au, Pd and AuPd catalysts by using SiO<sub>2</sub> as the support.<sup>43</sup> The acid pretreatment of the SiO<sub>2</sub> support would enhance the catalytic activity of the Pd catalyst. Moreover, when Au atoms were added, it displayed enhanced activity due to the synergistic effect. Notably, acid pretreatment could increase the concentration of hydroxyl groups on the surface of the support, which contributed to uniform dispersion of Pd metal on the support and effectively inhibited the hydrogenation activity of H<sub>2</sub>O<sub>2</sub>. In addition, Edwards and Solsona *et al.* found that acid pretreatment of carbon supports with Pd–Au catalysts would reduce the size of alloy nanoparticles.<sup>44</sup> These smaller nanoparticles could reduce the activity of H<sub>2</sub>O<sub>2</sub> decomposition or inhibit the decomposition of active sites. Liang *et al.* prepared a series of activated carbon-supported Pd catalysts pretreated with nitric acid and tested the performance of the DSHP at room temperature.<sup>45</sup> The characterization results showed that nitric acid pretreatment mainly affected the surface acidity and structural properties of activated carbon. However, the pore properties of activated carbon had no significant effect on the catalytic performance. The acid functional groups increased the Pd<sup>2+</sup> content, enhanced the dispersion of palladium and ultimately increased the selectivity to H<sub>2</sub>O<sub>2</sub> and reduced its hydrogenation activity. Hang Thi Thuy Vu *et al.* systematically studied the effect of a Pd catalyst with a sulfonated carbon material as a solid acid support on the DSHP.<sup>46</sup> The selectivity to H<sub>2</sub>O<sub>2</sub> decreased with increasing Pd NP size. However, higher Pd<sup>2+</sup>/Pd<sup>0</sup> ratios increased the selectivity to H<sub>2</sub>O<sub>2</sub>. From the above studies, it can be seen that acidity regulation inhibits the side reactions by increasing the acidity of the support, regulating the electronic properties and others, which improves the H<sub>2</sub>O<sub>2</sub> yield and selectivity.

Furthermore, directly using heteropolyacid as the support is also a method to increase the acidity of the support. Alotaibi *et al.* studied the performance of a Pd-based catalyst with cesium-containing heteropolyacid as a support for the DSHP and subsequent degradation of H<sub>2</sub>O<sub>2</sub>.<sup>47</sup> The experimental results showed that the 0.5 wt% Pd/Cs<sub>2.5</sub>H<sub>0.5</sub>-PW<sub>12</sub>O<sub>40</sub> catalyst showed good catalytic activity, and the

heteropolyacid Pd catalyst was more effective than pure copper or bimetallic Pd–Cu prepared by the same preparation method. Ntainjua *et al.* found that Au–Pd bimetallic catalysts containing Cs heteropolyacid loadings achieved optimal catalysis at ambient temperature, in pure aqueous solvent, and in the absence of acids and halides.<sup>48</sup> The presence of Au in the supported heteropolyacid catalyst was of vital importance. At the same time, the heteropolyacid inhibited the side reactions of hydrogenation and decomposition of H<sub>2</sub>O<sub>2</sub>.

During the reaction process, the acidity of the reaction system has a significant impact on the performance of direct synthesis of H<sub>2</sub>O<sub>2</sub>. The presence of protic acid can inhibit the hydrogenation and direct decomposition of H<sub>2</sub>O<sub>2</sub>, thereby improving the selectivity of the reaction.

**3.1.2 Surface functional group modification.** In addition to the acidity of the support, other surface properties of the support also have a certain impact on the direct synthesis of hydrogen peroxide. The common direct method to change the surface properties of the support is to modify it by using surface functional groups.

Gudarzi *et al.* showed that the performance of ACC-supported Pd catalysts was related to the oxidation state of Pd in the metal phase and the surface chemistry of the support.<sup>49</sup> The surface chemistry of the support is determined by the nature and number of surface functional groups. Oxidized ACC-supported catalysts exhibit higher selectivity than non-oxidized catalysts, and oxygen-containing surface functional groups can increase the selectivity of the catalyst. Platero *et al.* studied a series of Au–Pd/SBA-15 catalysts supported by mesoporous surface functionalized silica SBA-15. SBA-15 was functionalized with –SO<sub>3</sub>H, –NH<sub>2</sub> and –SH organic groups, and then the metal was loaded by the ion exchange method.<sup>50</sup> The experimental results showed that the catalyst prepared by functionalized SBA-15 had better catalytic performance than the non-functionalized SBA-15 catalyst prepared by the impregnation method. The XPS results showed that the non-functionalized catalyst Au–Pd/SBA-15 prepared by early wet impregnation had two pairs of peaks (Pd<sup>2+</sup> and Pd<sup>0</sup>), while the functionalized catalyst only had Pd in the oxidized state. At the same time, the position of the binding energy of Pd was closely related to the particle size of the metal, and the high binding energy was attributed to PdO<sub>2</sub> or extremely small PdO particles.<sup>51</sup> These samples had very low Pd/Au ratios by XPS, which is indicative of abnormal aggregation of gold clusters. The metal dispersion could be controlled by functionalization with –SO<sub>3</sub>H and –SH groups, and the stable oxidation states of the metals were Au<sup>+</sup> and Pd<sup>2+</sup>, respectively. The average metal Pd particle size of these catalyst samples was a good compromise between high metal dispersion and low energy sites. Oxygen was in a state of non-dissociation during chemical adsorption, and the catalytic activity was good. The decomposition side reaction of H<sub>2</sub>O<sub>2</sub> could be inhibited by the formation of larger Au clusters. Although the NH<sub>2</sub> group functionalization did not affect the particle size distribution, it could reduce



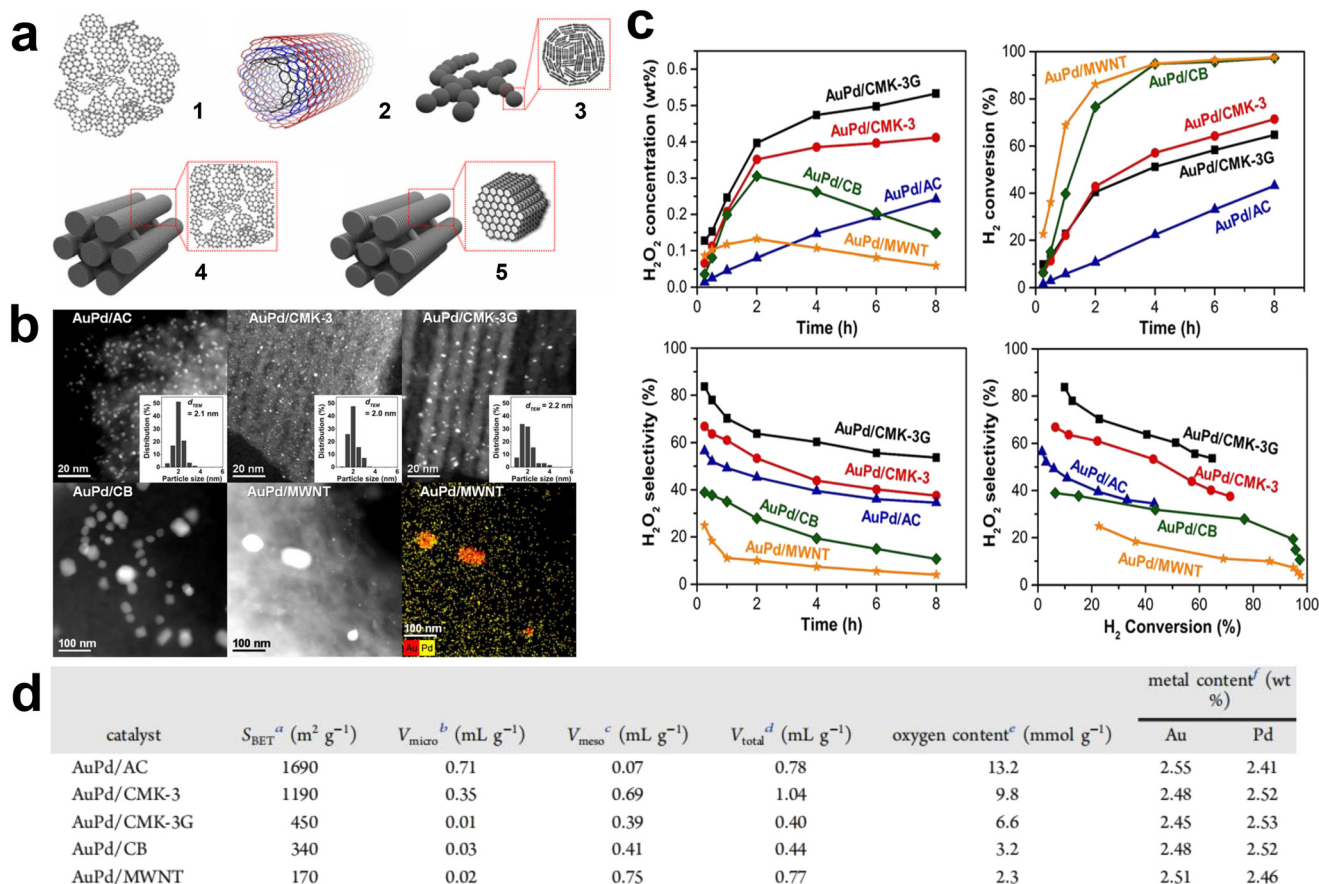
the hydrogenation and decomposition activity of  $\text{H}_2\text{O}_2$  and increase the  $\text{H}_2\text{O}_2$  generation rate and selectivity.

Blanco-Brieva *et al.* prepared a Pd-supported catalyst supported on resin or silicon functionalized with acid and bromine groups.<sup>52</sup> The direct synthesis of higher concentrations (>5 wt%) of  $\text{H}_2\text{O}_2$  in the absence of dissolved acids and halides has been achieved. The bifunctional silica ( $\text{Si-C}_6\text{H}_4\text{-SO}_3\text{H}$ ) support had aryl sulfonate groups and aryl bromine groups, while resin supports introduced brominated groups into a sulphonate functionalized resin styrene–divinylbenzene copolymer. The catalytic performance of such catalysts did not depend on the concentration of bromine, but on the Br/Pd ratio. The catalysts performed better if a higher proportion of palladium species interacted with the sulphonate group.

**3.1.3 Morphology engineering.** The catalyst performance was also influenced to some extent by the morphology of the support.

Yook *et al.* systematically studied AuPd catalysts supported on different nanostructured carbon materials (activated

carbon, carbon nanotubes, carbon black, and ordered mesoporous carbon) to understand the surface properties of the carbon support and the catalysis of the porous structure (Fig. 8a).<sup>53</sup> The results showed that the high density of oxygen functional groups on the carbon surface was an important factor in obtaining an effective high dispersion bimetallic AuPd alloy catalyst (Fig. 8b and d). At the same time, single mesoporous supports were more effective than microporous supports, as the microporous structure leads to less efficient diffusion and slower conversion of  $\text{H}_2$  (Fig. 8c). Moreover, the  $\text{H}_2\text{O}_2$  produced in the carbon micropores was more readily hydrogenated to produce water as a by-product, thus reducing the selectivity to  $\text{H}_2\text{O}_2$ . Ghedini *et al.* compared the performance of Pd-based catalysts with commercial  $\text{SiO}_2$ , SBA-15, and MCM-41 for the DSHP.<sup>54</sup> The results showed that the sample with MCM-41 as the support had good activity but poor selectivity and stability. This was due to its small pore size, with only small (approximately 2 nm) metal particles in the channel. In addition, the pore size of the



<sup>a</sup>BET surface areas were determined in the  $P/P_0$  range 0.1–0.3. <sup>b</sup>Micropore volumes ( $V_{\text{micro}}$ 's) were determined by  $t$ -plot. <sup>c</sup>Mesopore volumes were calculated by  $V_{\text{total}} - V_{\text{micro}}$ . <sup>d</sup>Total pore volumes ( $V_{\text{total}}$ 's) were evaluated at  $P/P_0 = 0.98$ . <sup>e</sup>Concentration of surface oxygen functional groups was calculated by O 1s XPS. <sup>f</sup>Determined by ICP-MS elemental analysis.

**Fig. 8** (a) Schematic diagrams of various nanostructured carbon materials: (1) activated carbon (AC), (2) multiwalled carbon nanotubes (MWNTs), (3) carbon black (CB), (4) hexagonally ordered mesoporous carbon (CMK-3), and (5) hexagonally ordered mesoporous carbon with graphitic framework (CMK-3G). (b) High-angle annular dark-field scanning transmission electron microscopy (HAADF-STEM) images. (c) Reaction performance diagram of direct synthesis of hydrogen peroxide. (d) Physical properties of AuPd catalysts.<sup>53</sup> Copyright 2017, American Chemical Society.





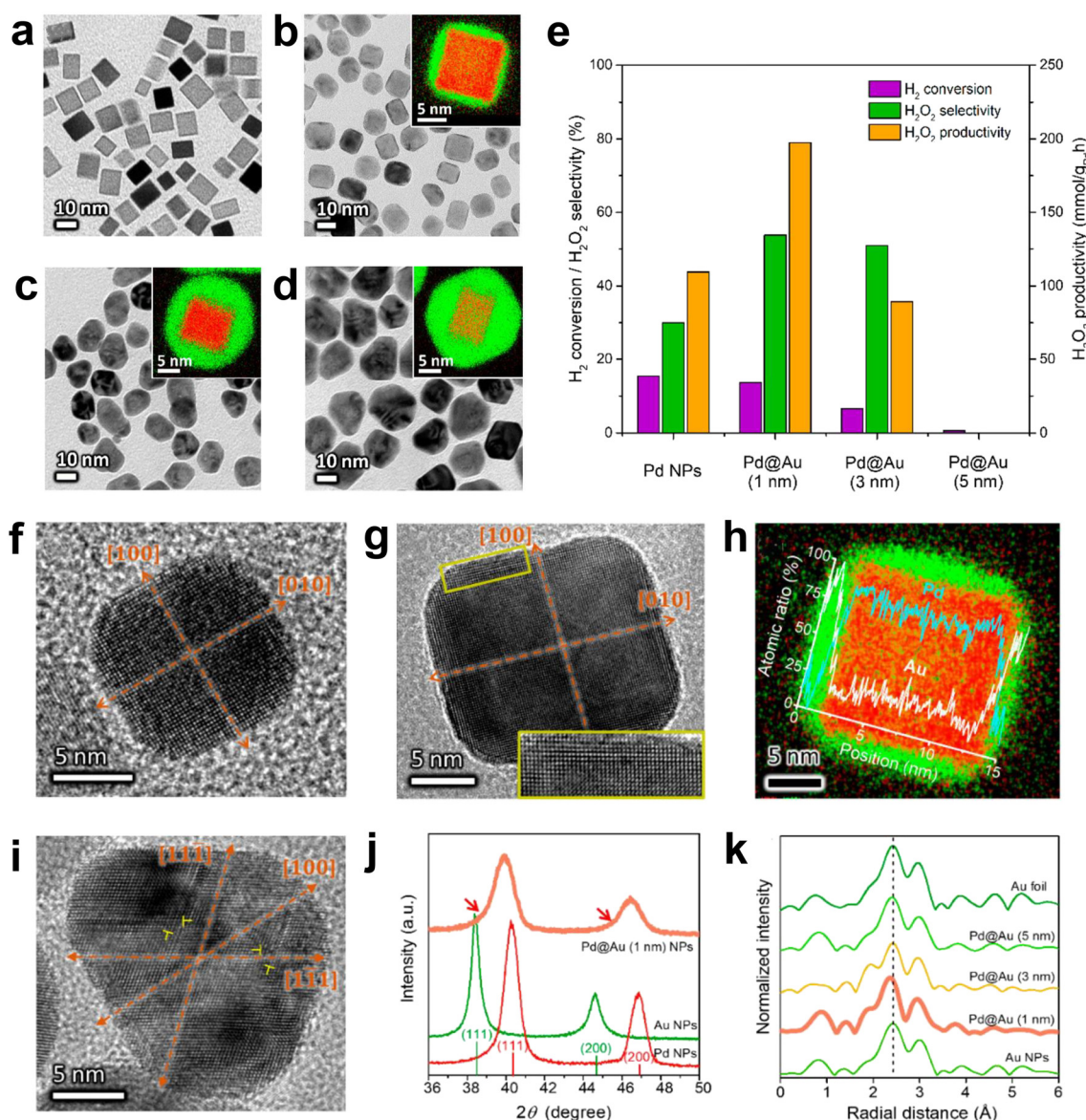
SBA-15 support catalyst was able to accommodate most metals resulting in a high yield of  $\text{H}_2\text{O}_2$ , and the average particle size of Pd on SBA-15 was suitable to achieve a high metal dispersion. The TEM image taken along the (110) direction of the mesoporous silica shows typical Pd particles in the channel, indicating that most of the Pd is successfully placed in the channel of SBA-15.

Lee *et al.* synthesized Pd core porous  $\text{SiO}_2$  shell catalysts ( $\text{Pd@SiO}_2$ ) of different sizes.<sup>55</sup> The size of the catalyst could be adjusted by changing the ratio of polyvinylpyrrolidone (PVP) to Pd. The average particle size of Pd increases as the ratio decreases. The smaller the average particle size of Pd,

the easier it was to dissociate the O–O bond and to promote the exposure of the more unsaturated energy centers of by-product water formation, reducing the  $\text{H}_2\text{O}_2$  yield and selectivity. The selectivity and activity of the catalyst to generate  $\text{H}_2\text{O}_2$  were related to the exposure of energy centers with a higher degree of unsaturation.

### 3.2 Optimization of the supported metal component

**3.2.1 Noble metal Pd-based catalysts.** For the DSHP, the main research catalysts are Pd-based catalysts, which have high activity for the synthesis of  $\text{H}_2\text{O}_2$ , but Pd particles can



**Fig. 9** (a) Bright field TEM images of Pd, (b) Pd@Au (1 nm), (c) Pd@Au (3 nm) and (d) Pd@Au (5 nm). The inset is a high-resolution EDS image (green: Au, red: Pd) from each core-shell nanoparticle. (e) Evaluation of the catalytic performance of different NPs to produce hydrogen peroxide. HRTEM images of (f) Pd and (g) Pd@Au(1 nm) NPs on the [001] axis. (h) High-resolution EDS mapping of a Pd@Au (1 nm) NP and (i) an HRTEM image of a Pd@Au (3 nm) NP on the axis of the [011] area. Dislocations can be observed at the position indicated by the symbol  $\perp$ . (j) Low-angle XRD spectra of Pd (red), Au (green) and Pd@Au (1 nm) (pink) NPs. (k) EXAFS radial distances of gold-gold atom pairs measured from different NPs.<sup>59</sup> Copyright 2019, American Chemical Society.





usually also catalyze the degradation process after H<sub>2</sub>O<sub>2</sub> synthesis (decomposition, hydrogenation reaction). At present, most research in this area involves bimetallic catalysts rather than single metal catalysts.

Landon *et al.* first proposed that Au catalysts have the activity of DSHP.<sup>56</sup> Subsequently, Edwards *et al.* discussed the DSHP from Au, Pd, and Au–Pd catalysts supported on TiO<sub>2</sub>.<sup>57</sup> The results showed that the performance of the Au–Pd catalyst was significantly better than that of the other two single metal catalysts. It had a core–shell structure with Pd distributed on the surface. The uncalcined catalyst had the best catalytic effect, but this type of catalyst was extremely unstable, and the active metal would fall off after the reaction. After high temperature calcination (400 °C), the stability of the catalyst was improved and the active metal was not easily lost and could be reused. This research has laid the foundation for subsequent research on multi-metal catalysts, especially bimetallic catalysts.

The bimetallic catalyst that has been extensively studied is the Pd–Au catalyst. The pathways by which Au doping improves catalyst performance have been extensively investigated and may be due to electronic, structural or segregation effects, and the synergistic effects observed experimentally may be the result of their combined action. Li *et al.* studied the DSHP on the surface of Pd (111) and Au@Pd (111), respectively.<sup>58</sup> The competition between the primary and secondary reactions on the Pd (111) surface was actually between the O–O and O–Pd bonds; on the Au@Pd (111) surface, it was between the O–O and O–Au bonds. On the Au@Pd (111) surface, the weaker O–Au bond inhibited the dissociation of the O–O bond and facilitated the generation of H<sub>2</sub>O<sub>2</sub>. Kim *et al.* reported the experimental results of the DSHP with a Pd@Au core–shell structure catalyst (Fig. 9a–e).<sup>59</sup> Pd@Au core–shell NPs induced in-plane compressive strains on the Au shell layer, facilitating charge transfer from Pd to Au. These promoted H<sub>2</sub> dissociation but inhibited O–O bond dissociation, thereby increasing the productivity of hydrogen peroxide (Fig. 9f–k). This method of facilitating charge transfer by controlling lattice strain is a means of achieving multi-catalytic functional catalysts.

Xu *et al.* found that it was possible to modulate the valence electrons of the Pd atoms by doping with a second metal of suitable electronegativity, thereby improving the activity and selectivity of the catalyst nanoclusters.<sup>60</sup> They have concluded that Pd–W, Pd–Pb, Au–Pd–Pb, Au–Pd–Mo and Au–Pd–Ru were all predicted catalysts with better performance. This work has provided a theoretical basis for future experimental testing of catalyst performance and provided a means to better design efficient catalysts. Han *et al.* used a simple seed-mediated-growth method to design and synthesize Pd-based core–shell nanoparticles (Pd@Pt) partially covered by Pt shells (Fig. 10a).<sup>61</sup> The Pd–Pt alloys in Pd@Pt core–shell nanoparticles were located on a platform of nanocubes with high conversion to hydrogen and selectivity to H<sub>2</sub>O<sub>2</sub> (Fig. 10b). In addition, direct seed-mediated growth methods could successfully modulate the geomorphology

and composition of bimetallic core–shell nanoparticles more easily than some other routes for the synthesis of core–shell nanoparticles. Gong *et al.* incorporated a small amount of Pt into the TiO<sub>2</sub> supported Pd–Au catalyst to improve the selectivity to H<sub>2</sub>O<sub>2</sub>.<sup>62</sup> This was attributed to the change in the oxidation state of Pd and the formation of mixed Pd<sup>2+</sup>–Pd<sup>0</sup> domains. Recently, Kim *et al.* reported that high index crystal planes are generated during the anisotropic growth of Pd@Pt nanocrystals. They provide many active sites for H<sub>2</sub> dissociation, significantly facilitating the DSHP.<sup>63</sup> This work provided an alternative way of thinking about how to improve the catalytic performance of core@shell nanocrystals by creating high index crystalline planes. Zhang *et al.* also reported that the addition of Pt single atoms to fully exposed Pd clusters changes the electronic structure and improves the H<sub>2</sub>O<sub>2</sub> yield and selectivity, with traces of Pt single atoms acting as electron promoters.<sup>64</sup>

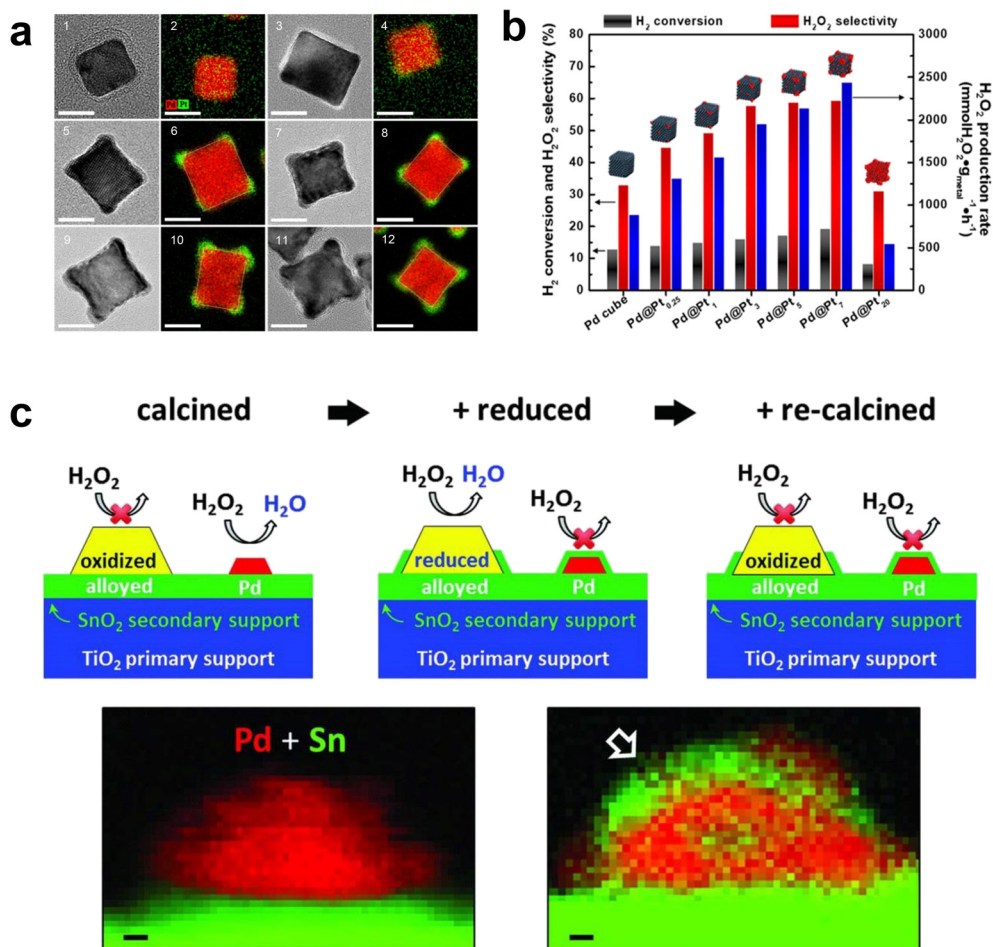
Recently, single atom Pd catalysts have been reported to be highly selective and active, with H<sub>2</sub>O<sub>2</sub> yields up to 115 mol g<sup>−1</sup> Pd h<sup>−1</sup>, H<sub>2</sub>O<sub>2</sub> selectivity above 99% and H<sub>2</sub>O<sub>2</sub> concentrations up to 1.07 wt% in a batch.<sup>65</sup> Density functional theory calculations further demonstrated that O–O bond cleavage was significantly inhibited at single Pd atoms and that O<sub>2</sub> was more readily activated to form OOH\*. The OOH\* is a key intermediate in the synthesis of H<sub>2</sub>O<sub>2</sub>, which effectively inhibits the degradation of H<sub>2</sub>O<sub>2</sub>. This report has received widespread attention, and perhaps in the future, single atom catalysts will be a major breakthrough in the field of the DSHP.

**3.2.2 Non-precious metal Pd-based catalysts.** As precious metals increase the cost of catalysts, there has recently been increased interest in working with more readily available and cheaper non-precious metals.

In recent years, breakthroughs have been made in some research on non-precious metal Pd-based catalysts. Freakley *et al.* reported that the Pd–Sn/TiO<sub>2</sub> catalyst was more than 95% selective for H<sub>2</sub>O<sub>2</sub> after a special heat treatment cycle.<sup>66</sup> Small Pd-rich particles active for H<sub>2</sub>O<sub>2</sub> degradation could be encapsulated in SnO<sub>x</sub> through a calcination–reduction–calcination heat treatment cycle, while larger Pd–Sn alloy particles were exposed to facilitate H<sub>2</sub>O<sub>2</sub> synthesis (Fig. 10c). More importantly, this method was also applicable to the combination of Pd and other alkali metals (Ni, Zn, Ga, In and Co). Li *et al.* developed a two-step method to prepare Pd oxide encapsulated on PdSn nanowires, which showed an H<sub>2</sub>O<sub>2</sub> yield of 528 mol kg<sup>−1</sup> and H<sub>2</sub>O<sub>2</sub> selectivity of >95% in the DSHP.<sup>67</sup> The palladium oxide layer on PdSn nanowires generates doubly coordinated Pd, which leads to different adsorption behaviors of O<sub>2</sub>, H<sub>2</sub>, and H<sub>2</sub>O<sub>2</sub> on Pd<sub>1</sub>/PdSn NW, providing new insights into the rational design of efficient catalysts for the DSHP (Fig. 11).

Wang *et al.* prepared monometallic Pd catalysts and a series of bimetallic PdM (M = Ni, Zn, Ga, Sn, In, Pb) nanocrystalline (NCS) catalysts using acid-pretreated TiO<sub>2</sub> as a support, all of which have spherical shapes with similar size distributions.<sup>68</sup> There were no reflection features





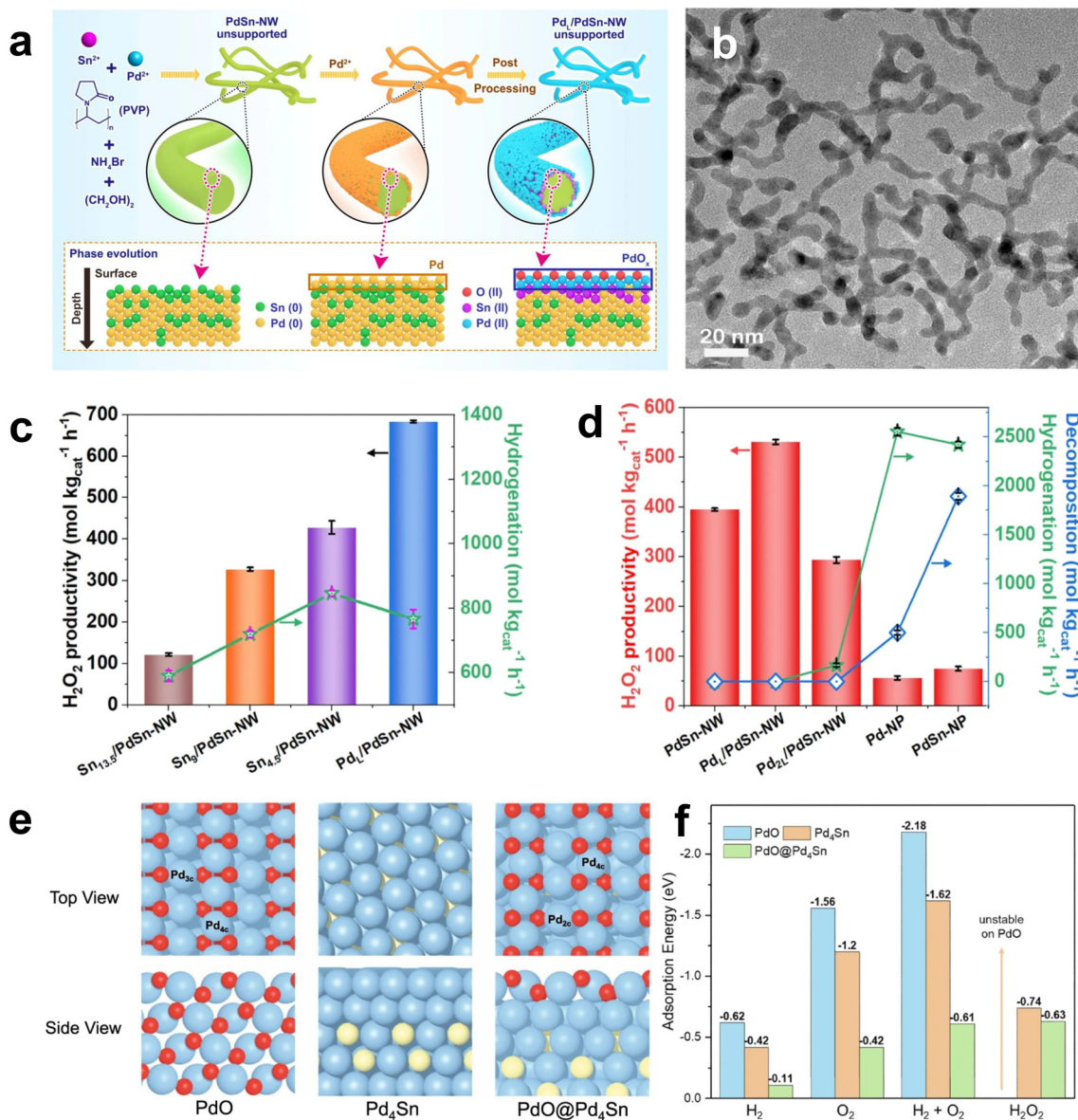
**Fig. 10** (a) HRTEM and EDS mapping images of Pd@Pt<sub>0.25</sub> (1, 2), Pd@Pt<sub>1</sub> (3, 4), Pd@Pt<sub>3</sub> (5, 6), Pd@Pt<sub>5</sub> (7, 8), Pd@Pt<sub>7</sub> (9, 10), and Pd@Pt<sub>20</sub> concave cubes (11, 12). The scale bar is 10 nm. (b) DSHP results for the Pd@Pt<sub>N</sub> ( $N = 0, 0.25, 1, 3, 5, 7$ , and  $20$ ) nanoparticles.<sup>61</sup> Copyright 2020, American Chemical Society. (c) The role of Sn in improving the activity of Pd particles: forming an alloy with large particles of Pd, and at the same time, SnO<sub>x</sub> encapsulates small Pd particles that cause H<sub>2</sub>O<sub>2</sub> degradation. STEM-EELS mapping of a model catalyst in the oxidation and O–R–O stages of 5 wt% Pd/SnO<sub>2</sub> shows that SnO<sub>x</sub> (green) partially encapsulates PdNP (red) after the O–R–O heat treatment cycle.<sup>66</sup> Copyright 2016, American Association for the Advancement of Science.

between ordered metals in the XRD pattern, indicating that M (Ni, Zn, Ga, In) is randomly distributed at the (fcc) Pd phase. The PdSn and PdPb bimetallic NCs showed distinct reflections different from the (fcc) Pd phase and were able to form new crystals in a thermally stable manner. It is noteworthy that non-precious metal dopants have successfully modified the electronic/geometric structure of Pd NCs, thus achieving significant results without the use of any reactive additives (acids and halide ions). The PdGa/s-TiO<sub>2</sub> and PdSn/s-TiO<sub>2</sub> catalyzed H<sub>2</sub>O<sub>2</sub> yields were 2.5–3 times higher than those of single metal Pd catalysts, and the selectivity to H<sub>2</sub>O<sub>2</sub> was significantly improved. In addition, Wang *et al.* also prepared PdGa/TiO<sub>2</sub> and PdIn/TiO<sub>2</sub> catalysts for the DSHP.<sup>69</sup> Their method of catalyst preparation was an acid-washed sol-immobilisation procedure, which allowed particle size control. They believed that the doping of Ga and Te inhibited the decomposition of H<sub>2</sub>O<sub>2</sub> and improved the catalytic performance by adjusting the ratio of the oxidation state of Pd. Zhang *et al.* prepared W modified Pd/Al<sub>2</sub>O<sub>3</sub> to

improve the synthesis of H<sub>2</sub>O<sub>2</sub>. The W was present on the surface of Pd particles in the form of WO<sub>3</sub>, optimizing the PdO to Pd ratio and increasing the productivity of H<sub>2</sub>O<sub>2</sub>.<sup>70</sup> They also found a strong interaction with PdAu induced by W, with WO<sub>3</sub> species partially enveloping PdAu particles and inducing the formation of surface PdO, improving the catalytic performance for the formation of H<sub>2</sub>O<sub>2</sub>.<sup>71</sup>

Tian and his colleagues reported the DSHP using a Pd–Te bimetallic catalyst (Pd–Te/Al<sub>2</sub>O<sub>3</sub>) supported on Al<sub>2</sub>O<sub>3</sub> under mild reaction conditions.<sup>72</sup> The yield of the bimetallic catalyst (Pd–Te/Al<sub>2</sub>O<sub>3</sub>) catalyzing H<sub>2</sub>O<sub>2</sub> synthesis was significantly improved by doping with metallic Te. In addition, the selectivity for H<sub>2</sub>O<sub>2</sub> has increased with the gradual increase in Te content. They proposed that Te doping blocks the Pd high-energy step center, which has been shown to be highly active for the dissociation of O<sub>2</sub>, and forms a Pd–Te bimetallic site to facilitate the synthesis of H<sub>2</sub>O<sub>2</sub>. Liang *et al.* synthesized a Pd–Ce/AC catalyst for the DSHP at room temperature.<sup>73</sup> The experimental results have shown that the





**Fig. 11** (a) Schematic illustration of the synthesis of the unsupported PdSn-NW and Pd<sub>L</sub>/PdSn-NW. (b) Representative TEM image of the unsupported PdSn nanowire catalyst prepared by two steps (unsupported Pd<sub>L</sub>/PdSn-NW). (c) H<sub>2</sub>O<sub>2</sub> producibility of the supported Pd<sub>L</sub>/PdSn-NW and Sn<sub>x</sub>/PdSn-NW catalysts with different Pd/Sn ratios after annealing in air (350 °C, 8 min), demonstrating that the addition of Sn has a negative effect on the producibility of H<sub>2</sub>O<sub>2</sub>. (d) The comparison of the H<sub>2</sub>O<sub>2</sub> producibility, hydrogenation, and decomposition of the supported Pd<sub>L</sub>/PdSn-NW catalyst with other Pd catalysts. (e) DFT optimized structures of PdO (101), Pd<sub>4</sub>Sn, and PdO@Pd<sub>4</sub>Sn with (f) adsorption energies of H<sub>2</sub>, O<sub>2</sub>, H<sub>2</sub> + O<sub>2</sub>, and H<sub>2</sub>O<sub>2</sub> for O<sub>2</sub> reduction by the surface hydrides on these three models.<sup>67</sup> Copyright 2022, Springer Nature.

doping effect reduces the particle size of Pd and increases the Pd<sup>2+</sup> content, which makes the yield of H<sub>2</sub>O<sub>2</sub> more appreciable. Freakley *et al.*<sup>74</sup> found that 4.5% Ni–0.5% Pd/TiO<sub>2</sub> catalysts could achieve higher H<sub>2</sub>O<sub>2</sub> selectivity under favorable reaction conditions. Recently, the Pb doping and nanocrystal shape have been investigated for their influence on the catalytic performance in the DSHP. The results showed that the catalytic efficiency of DSHP is not only influenced by the nanocrystal composition, but also depends on the particle shape.<sup>75</sup> Pd<sub>3</sub>Pb cubes were preferred over other catalysts due to the electronic modification of the Pd surface atoms, which provides a higher potential barrier to

O<sub>2</sub> dissociation on Pd<sub>3</sub>Pb, and the lack of larger Pd particles. Tran *et al.* synthesized FePd catalysts supported on graphite using the microwave irradiation method.<sup>76</sup> The geometric and electronic properties of Pd on the carbon surface are affected during the reduction by microwave irradiation, thus affecting the catalytic activity of the DSHP.

Table 1 below compares the performance of Pd-based catalysts doped with various other metals for the DSHP. The introduction of a second metal to enhance the performance of the DSHP is attributed to various structural changes, including the distribution of active sites (single Pd site and continuous Pd–Pd sites), electronic recombination of active





Table 1 Performance of Pd-based catalysts in the DSHP

Active phase	Support	Solvent	<i>T</i> (°C)	<i>P</i> (bar)	Time (h)	H <sub>2</sub> O <sub>2</sub> selectivity (%)	mol H <sub>2</sub> O <sub>2</sub> kg <sub>Pd</sub> <sup>-1</sup> h <sup>-1</sup>
0.1%O–Pd/TiO <sub>2</sub> (ref. 65)	TiO <sub>2</sub>	MeOH/H <sub>2</sub> O	2	42	30	>99	115 000
1%Pd–IPr (1 : 1)/TiO <sub>2</sub> (ref. 79)	TiO <sub>2</sub>	MeOH/H <sub>2</sub> O	2	40	0.5	—	16 000
Pd/Ag 40/1 (ref. 104)	AC	MeOH/H <sub>2</sub> SO <sub>4</sub>	2	30	0.25	71	7022
1.1%Pd + 0.4%Au (ref. 105)	Ti-NT	MeOH/H <sub>2</sub> O	5	40	0.66	—	15 818
1.25%Pd + 1.25%Au (ref. 106)	SZ	MeOH/H <sub>2</sub> SO <sub>4</sub>	20	1	3	61	1270
2%Pd + 1%Au (ref. 41)	TiO <sub>2</sub>	EtOH/H <sub>2</sub> SO <sub>4</sub>	10	—	—	48	3495
2.5%Pd + 2.5%Au (ref. 44)	AC	MeOH/H <sub>2</sub> O	2	37	0.5	>95	320
2.5%Pd + 2.5%Au (ref. 107)	Carbon	MeOH/H <sub>2</sub> O	2	37	0.5	80	4400
2.5%Pd + 2.5%Au (ref. 108)	Rb <sub>2.5</sub> H <sub>0.5</sub> PW <sub>12</sub> O <sub>40</sub>	MeOH/H <sub>2</sub> O	2	40	0.5	—	10 080
2.5%Pd + 2.5%Au (ref. 109)	Cs <sub>2.8</sub> H <sub>0.2</sub> PW <sub>12</sub> O <sub>40</sub>	MeOH/H <sub>2</sub> O	2	40	0.5	—	7920
1%Pd + 2%Au (ref. 110)	OAC	MeOH	0	38	3	63	51 400
3.3%Pd + 1.7%Au (ref. 29)	SiO <sub>2</sub>	MeOH/H <sub>2</sub> SO <sub>4</sub>	25	20	1	35	864
3.3Pd% + 5.3%Au (ref. 111)	SiO <sub>2</sub>	EtOH/HCl	10	1	5	59	1890
1.3%Pd + 0.2%Pt (ref. 112)	SZ	MeOH/H <sub>2</sub> SO <sub>4</sub>	20	1	5	70	1236
3.3%Pd + 0.2%Pt (ref. 113)	SiO <sub>2</sub>	EtOH/HCl	10	1	5	63	1770
1%Pd + 4%Sn (ref. 66)	TiO <sub>2</sub>	MeOH/H <sub>2</sub> O	2	40	0.5	>95	5000
1%Pd + 5%Zn (ref. 114)	Al <sub>2</sub> O <sub>3</sub>	MeOH/H <sub>2</sub> SO <sub>4</sub>	2	30	0.25	78.5	25 431
0.2%Au + 4.6%Pd + 0.2%Pt (ref. 115)	TiO <sub>2</sub>	MeOH/H <sub>2</sub> O	2	33	0.5	—	4000
4.5%Pd + 0.45%Ru + 0.05%Au (ref. 116)	TiO <sub>2</sub>	MeOH/H <sub>2</sub> O	2	40	0.5	—	3400
Pt <sub>0.006</sub> Pd/TiO <sub>2</sub> NCS <sup>64</sup>	TiO <sub>2</sub>	MeOH/HCl	0	40	0.5	86.5	37 300

Description: Ti-NT titanate nanotubes, AC activated carbon, OAC oxidized activated carbon, SZ sulfated zirconia, Rb<sub>2.5</sub>H<sub>0.5</sub>PW<sub>12</sub>O<sub>40</sub>, Cs<sub>2.8</sub>H<sub>0.2</sub>PW<sub>12</sub>O<sub>40</sub> heteropolyacids.

sites, lattice strain, and the formation of other special substances that are conducive to the synthesis of H<sub>2</sub>O<sub>2</sub>. The rational use of these factors can significantly affect the catalytic activity and provide applicability to multidisciplinary scientific fields.

### 3.3 Heteroatom doping

To solve the H<sub>2</sub>O<sub>2</sub> yield problem, the addition of other elements is also a more economical option.

It is well known that controlling the interaction of the metal–support is one of the most effective ways of optimizing supported catalysts. Liu *et al.* effectively improved the yield and selectivity of DSHP by doping B atoms between Pd and TiO<sub>2</sub> supports.<sup>77</sup> The in-depth research results show that the doped B atoms change the proportion of Pd<sup>2+</sup>, providing more active sites for O<sub>2</sub> non-dissociative activation. In addition, the electronic effect between B and Pd increases the adsorption and activation of H<sub>2</sub>, leading to the improvement of the DSHP performance. This work provides an effective and economical way to improve the performance of supported catalysts through interface doping. Moreover, Wang *et al.* developed S-doped Pd/C catalysts where the sulfur species promoted the *in situ* formation of Pd nanoparticles. This enhanced their dispersion on the support, significantly improving the catalytic performance of the DSHP.<sup>78</sup>

In addition, Lewis *et al.* found that the supported Pd catalyst modified with N-heterocyclic carbene (NHC) had significant effects on the synthesis of H<sub>2</sub>O<sub>2</sub> from DSHP.<sup>79</sup> And by carefully selecting the N-substituents, the catalytic

performance can be greatly improved compared to unmodified catalysts, and a significant concentration of H<sub>2</sub>O<sub>2</sub> can be achieved. The ability of this NHC ligand as an electronic modifier for Pd is similar to modifying Pd species electronically by introducing secondary metals. It is worth noting that this is an effective new method for synthesizing H<sub>2</sub>O<sub>2</sub>.

## 4 Application of H<sub>2</sub>O<sub>2</sub> as an *in situ* oxidant

### 4.1 Propylene epoxidation to propylene oxide

Propylene oxide (PO) is one of the most important raw materials for industrial chemistry. It is mainly used in the production of various non-ionic surfactants, polyurethanes, resins and other chemicals. It is important in the petroleum, chemical, pesticide, and textile industries. At present, the main methods of industrial production of PO are the co-oxidation method and chlorohydrin method,<sup>80</sup> but the chlorohydrin method could consume a lot of water resources and produce a lot of wastewater and waste residues. The equipment investment of the co-oxidation method is relatively large, and the process flow is complicated.<sup>81</sup> However, the hydrogen peroxide direct oxidation method (HPPO) is a new process in which H<sub>2</sub>O<sub>2</sub> catalyzes the epoxidation of propylene to PO. Only propylene oxide and water are produced in the production process. Therefore, the process is simple, the product yield is high, and it is basically pollution-free, showing significant environmental and economic advantages (Fig. 12a).





Fig. 12 Schematic diagram of (a) propylene epoxidation to epoxypropene, (c) Fenton reaction, and (b) methane oxidation to methanol.

At present, the industrial HPPO process uses  $\text{H}_2\text{O}_2$  solution and propylene ( $\text{C}_3\text{H}_6$ ) gas as raw materials, and selects a suitable titanium–silicon catalyst to perform the oxidation reaction in water or methanol reaction solution. However, a nearby  $\text{H}_2\text{O}_2$  production plant is required to avoid transportation costs. Therefore, exploring the *in situ* oxidation of propylene using  $\text{H}_2\text{O}_2$  as a feedstock with  $\text{H}_2$ ,  $\text{O}_2$  and  $\text{C}_3\text{H}_6$  has advantages in terms of economy, environmental protection and future development. Reports have shown that TS-1,<sup>82–87</sup> Ti-MCM-41,<sup>88–90</sup> and their oxide supports<sup>91–93</sup> loaded with precious metals as active sites, in particular Pd, Au, Pt or their combination, form a bifunctional catalyst.

However, the catalytic selectivity to propylene oxide is still a common problem. Chen *et al.* found that when ammonium acetate is used as the inhibitor, the selectivity to PO can reach 81.8% by using 0.2% Pd/TS-1 and 0.02 Pt%/TS-1 catalysts in a compressed carbon dioxide medium.<sup>94</sup> In addition, the addition of inorganic salts such as  $\text{Cs}_2\text{CO}_3$ ,<sup>95</sup>  $\text{CsNO}_3$ ,<sup>96</sup> and  $\text{CsCl}$  (ref. 97) to the reaction system could inhibit propylene hydrogenation, PO hydrolysis, and PO with methanol and improve the yield of PO. The focus of future research is to achieve high selectivity for PO without a promoter.

#### 4.2 Fenton reaction

The Fenton reaction refers to passing organic pollutants through a mixed solution of  $\text{H}_2\text{O}_2$  and  $\text{Fe}^{2+}$ , and then  $\text{H}_2\text{O}_2$  undergoes disproportionation to generate hydroxyl radicals and other active oxygen species with strong oxidizing ability (Fig. 12c). Then, chemical methods are used to oxidize and decompose organic matter under mild conditions. It is

suitable for the degradation of organic pollutants in low to medium concentration wastewater and is a high potential advanced catalytic oxidation technology.

Esplugas *et al.* studied and compared the effects of different catalytic systems, such as ozone, ultraviolet light,  $\text{H}_2\text{O}_2$ ,  $\text{Fe}^{2+}$  and photocatalysis, on the oxidative degradation of phenol.<sup>98</sup> The Fenton reagent showed the greatest degradation rate for phenol. When  $\text{H}_2\text{O}_2$  was selected as the oxidant, the only oxidation products were environmentally friendly species such as oxygen and water. This process displayed the advantages of simple operation, non-toxicity, fast reaction, and complete degradation. Commercially, it is mostly high concentration  $\text{H}_2\text{O}_2$  produced by the anthraquinone method, and its transportation and dilution costs are relatively high. Therefore, exploring the technology of direct *in situ* generation of  $\text{H}_2\text{O}_2$  for Fenton wastewater treatment is important and has great advantages. Osegueda *et al.* prepared a membrane catalytic reactor with Pd as the active species for the DSHP.<sup>99</sup> They found that the reaction system showed good phenol oxidation activity after the addition of  $\text{Fe}^{2+}$ . Therefore, it was proved that the *in situ*  $\text{H}_2\text{O}_2$  generation technology directly used the feasibility of the Fenton reaction. Underhill *et al.* used a loaded Pd–Fe bimetallic catalyst for *in situ* phenol degradation compared to commercial  $\text{H}_2\text{O}_2$  addition and found the former to be more effective and active.<sup>100</sup> However, the intermediate products of phenol oxidation have caused the loss of some of the active ingredient Fe, affecting its stability and longevity. In future studies, the catalyst life and stability can be improved by optimizing the catalyst or improving the reaction system, thus maintaining the high degradation activity of phenol.

#### 4.3 Methane oxidation to methanol

Methane is widely distributed and abundant in nature. The selective conversion of methane molecules into liquid fuels and other chemical products allows for the efficient use of natural gas. This is important for the restructuring of energy sources and the realization of green chemical production. Among these, the direct partial oxidation of methane to methanol is always a challenging subject. The current production conditions for the industrial conversion of methane to methanol are relatively harsh, and the process requirements are high. Although a certain selectivity can be achieved, the cost is high and pollutants are generated, which is not conducive to the development of long-term green chemical production.

Therefore, research into new and friendly green oxidants (such as  $\text{H}_2\text{O}_2$ ) to replace common oxidants such as concentrated sulfuric acid or  $\text{O}_2$  to realize the selective oxidation of methane to produce methanol under mild reaction conditions is of great economic and environmental significance (Fig. 12b). Rahim *et al.* first proposed that the supported Au–Pd/TiO<sub>2</sub> bimetallic catalyst still exhibited good catalytic performance for the DSHP without a promoter.<sup>101</sup> Subsequently, Rahim *et al.* used it for *in situ* methane



oxidation to methanol.<sup>102</sup> The *in situ* synthesis of H<sub>2</sub>O<sub>2</sub> was more conducive to the capture of O<sub>2</sub> and the generation of reactive oxygen species in the liquid phase than the addition of commercial H<sub>2</sub>O<sub>2</sub>. Therefore, *in situ* oxidation of methane to methanol could display effective oxidation efficiency. Recently, Jin *et al.* encapsulated Pd–Au alloy nanoparticles inside silicate molecular sieves by hydrophobic treatment of the support with organosilanes.<sup>103</sup> H<sub>2</sub> and O<sub>2</sub> entered the zeolite crystals through mass transfer to form H<sub>2</sub>O<sub>2</sub>. The hydrophobic groups in the outer layer of the zeolite could hinder the diffusion of H<sub>2</sub>O<sub>2</sub> and increase the local concentration of H<sub>2</sub>O<sub>2</sub>. At this point, the methane molecules can pass through the hydrophobic layer into the interior of the zeolite to react with the H<sub>2</sub>O<sub>2</sub>. This method significantly improved the reaction efficiency, resulting in a methanol yield of 91.6 mmol h<sup>-1</sup> g<sup>-1</sup>.

At present, some progress has been made in the research on the production of methanol from the original oxidized methane, but the yield of methanol is still very low and far from what is required for industrial applications. Therefore, it is still a major challenge for future research to increase the methanol yields by designing and developing highly active catalysts or improving reactors and process routes.

## 5 Conclusions and future perspectives

The direct synthesis of hydrogen peroxide (DSHP) is more economical and environmentally friendly than other commercial methods for producing H<sub>2</sub>O<sub>2</sub>. However, the process of the DSHP has a long distance to realize industrialization. So far, the research in this field has made great progress. This review focused on optimizing Pd catalysts from the following aspects: firstly, the catalytic mechanism of Pd-based catalysts was analyzed, and the catalytically active sites were summarized. Secondly, at the macro level of catalyst design, including the optimization of the support, the introduction of other metals and the incorporation of heteroatoms, the performance of the DSHP can be optimized and improved. By adjusting the support of the catalyst, the dispersion and electronic state of Pd could be changed to adjust the performance of the catalyst. The introduction of other metals can adjust the electronic structure and geometric structure of the active component to inhibit the side reaction through a synergistic effect. Finally, the reaction effect of the DSHP could be further optimized by selecting a suitable solvent and carrying out the reaction under appropriate reaction conditions.

However, in order to realize the industrialization of DSHP technology, the selectivity and activity of the catalyst still need to be further improved, and comprehensive issues such as cost must be considered. In the future, it will be necessary to develop new Pd-based catalysts that meet the needs of industrialization and have high economic benefits. Through the research of this review, we may start from the following aspects: (1) strengthening the research on the active sites of

Pd-based catalysts and fundamentally clarifying the reaction mechanism of DSHP will provide important guidance for the future design of new Pd-based catalysts. (2) In order to achieve a higher level of economic benefits, doping with non-noble metals is an important direction. The electronic structure and geometric structure are adjusted by synergy to optimize the reaction performance. In addition, single-atom catalysts may lead to unexpected breakthroughs. (3) The reaction performance can also be effectively optimized through the adjustment and treatment of the support. (4) Minimize the use of additives to avoid excessive costs and pollution in the industrial process.

Finally, this work also reviewed the *in situ* oxidation reactions of H<sub>2</sub>O<sub>2</sub>, including propylene epoxidation to propylene oxide, the Fenton reaction, and methane oxidation to methanol. Compared with the processes commonly used in modern industry, the reaction conditions for the selective *in situ* oxidation of H<sub>2</sub>O<sub>2</sub> generated by H<sub>2</sub> and O<sub>2</sub> are mild and environmentally friendly. The reaction process could be effectively controlled, significantly reducing production and equipment costs. Through the development and design of high-efficiency multifunctional catalysts, technological processes and equipment, the exploration of *in situ* oxidation systems by using H<sub>2</sub>, O<sub>2</sub>, and organic materials as raw materials displays important research significance from the perspective of both the chemical market and safety production.

## Conflicts of interest

The authors declare no competing financial interest.

## Acknowledgements

This work is supported by the National Key R&D Program of China (2021YFB3801600) and the National Natural Science Foundation of China (22078005).

## References

- 1 Y. Jiao, D. Shao, S. Chang, C. Xu and D. J. C. Hinks, Pilot-plant investigation on low-temperature bleaching of cotton fabric with TBCC-activated peroxide system, *Cellulose*, 2017, **24**, 1–9.
- 2 A. Babuponnusami and K. Muthukumar, A review on Fenton and improvements to the Fenton process for wastewater treatment, *J. Environ. Chem. Eng.*, 2014, **2**, 557–572.
- 3 S. Mohammadi, A. Kargari, H. Sanaeepur, K. Abbassian, A. Najafi and E. Mofarrah, Phenol removal from industrial wastewaters: A short review, *Desalin. Water Treat.*, 2015, **53**, 2215–2234.
- 4 Y. Jiang, P. Ni, C. Chen, Y. Lu, P. Yang, B. Kong, A. Fisher and X. Wang, Selective electrochemical H<sub>2</sub>O<sub>2</sub> production through two-electron oxygen electrochemistry, *Adv. Energy Mater.*, 2018, **8**, 1801909.
- 5 S. Fukuzumi, Y. Yamada and K. D. Karlin, Hydrogen peroxide as a sustainable energy carrier: Electrocatalytic





- production of hydrogen peroxide and the fuel cell, *Electrochim. Acta*, 2012, **82**, 493–511.
- 6 A. B. Sorokin and E. V. Kudrik, Phthalocyanine metal complexes: Versatile catalysts for selective oxidation and bleaching, *Catal. Today*, 2011, **159**, 37–46.
  - 7 R. V. Ottenbacher, E. P. Talsi and K. P. Bryliakov, Recent progress in catalytic oxygenation of aromatic C–H groups with the environmentally benign oxidants H<sub>2</sub>O<sub>2</sub> and O<sub>2</sub>, *Appl. Organomet. Chem.*, 2020, **34**, e5900.
  - 8 B. Lu, N. Cai, J. Sun, X. Wang, X. Li, J. Zhao and Q. Cai, Solvent-free oxidation of toluene in an ionic liquid with H<sub>2</sub>O<sub>2</sub> as oxidant, *Chem. Eng. J.*, 2013, **225**, 266–270.
  - 9 T. T. Ponduru, C. Qiu, J. X. Mao, A. Leghissa, J. Smuts, K. A. Schug and H. V. R. Dias, Copper(I)-based oxidation of polycyclic aromatic hydrocarbons and product elucidation using vacuum ultraviolet spectroscopy and theoretical spectral calculations, *New J. Chem.*, 2018, **42**, 19442–19449.
  - 10 Y. Fang, J. Li, N. Sheng, X. Wang, D. Chen, M. Cai, Y. An, Y. Chen and L. Dai, Enhanced catalytic oxidation of anthracene by deposition of MoO<sub>3</sub> and WO<sub>3</sub> nanoparticles on MCM-41, *Mol. Catal.*, 2020, **497**, 111209.
  - 11 R. Ciriminna, L. Albanese, F. Meneguzzo and M. J. C. Pagliaro, Inside back cover: Hydrogen peroxide: A key chemical for today's sustainable development, *ChemSusChem*, 2016, **9**, 3527–3527.
  - 12 G. Mamba, P. J. Mafa, V. Muthuraj, A. Mashayekh-Salehi, S. Royer, T. I. T. Nkambule and S. Rtimi, Heterogeneous advanced oxidation processes over stoichiometric ABO<sub>3</sub> perovskite nanostructures, *Mater. Today Nano*, 2022, **18**, 100184.
  - 13 J. M. Campos-Martin, G. Blanco-Brieva and J. L. G. Fierro, Hydrogen peroxide synthesis: An outlook beyond the anthraquinone process, *Angew. Chem., Int. Ed.*, 2006, **45**, 6962–6984.
  - 14 J. K. Edwards, S. J. Freakley, R. J. Lewis, J. C. Pritchard and G. J. Hutchings, Advances in the direct synthesis of hydrogen peroxide from hydrogen and oxygen, *Catal. Today*, 2015, **248**, 3–9.
  - 15 S. Anantharaj, S. Pitchaimuthu and S. Noda, A review on recent developments in electrochemical hydrogen peroxide synthesis with a critical assessment of perspectives and strategies, *Adv. Colloid Interface Sci.*, 2021, **287**, 102331.
  - 16 J. An, Y. Feng, Q. Zhao, X. Wang, J. Liu and N. Li, Electrosynthesis of H<sub>2</sub>O<sub>2</sub> through a two-electron oxygen reduction reaction by carbon based catalysts: From mechanism, catalyst design to electrode fabrication, *Environ. Sci. Ecotechnology*, 2022, **11**, 100170.
  - 17 R. J. Lewis and G. J. Hutchings, Recent advances in the direct synthesis of H<sub>2</sub>O<sub>2</sub>, *ChemCatChem*, 2019, **11**, 298–308.
  - 18 M. G. Seo, H. J. Kim, S. S. Han and K. Y. Lee, Direct synthesis of hydrogen peroxide from hydrogen and oxygen using tailored Pd nanocatalysts: a review of recent findings, *Catal. Surv. Asia*, 2017, **21**, 1–12.
  - 19 S. Ranganathan and V. Sieber, Recent advances in the direct synthesis of hydrogen peroxide using chemical catalysis—a review, *Catalysts*, 2018, **8**(9), 379.
  - 20 N. M. Wilson and D. W. Flaherty, Mechanism for the direct synthesis of H<sub>2</sub>O<sub>2</sub> on Pd clusters: Heterolytic reaction pathways at the liquid–solid interface, *J. Am. Chem. Soc.*, 2016, **138**, 574–586.
  - 21 T. Deguchi, H. Yamano and M. Iwamoto, Kinetic and mechanistic studies on direct H<sub>2</sub>O<sub>2</sub> synthesis from H<sub>2</sub> and O<sub>2</sub> catalyzed by Pd in the presence of H<sup>+</sup> and Br<sup>−</sup> in water: A comprehensive paper, *Catal. Today*, 2015, **248**, 80–90.
  - 22 D. W. Flaherty, Direct synthesis of H<sub>2</sub>O<sub>2</sub> from H<sub>2</sub> and O<sub>2</sub> on Pd catalysts: Current understanding, outstanding questions, and research needs, *ACS Catal.*, 2018, **8**, 1520–1527.
  - 23 N. M. Wilson, J. Schröder, P. Priyadarshini, D. T. Bregante, S. Kunz and D. W. Flaherty, Direct synthesis of H<sub>2</sub>O<sub>2</sub> on PdZn nanoparticles: The impact of electronic modifications and heterogeneity of active sites, *J. Catal.*, 2018, **368**, 261–274.
  - 24 J. S. Adams, A. Chemburkar, P. Priyadarshini, T. Ricciardulli, Y. Lu, V. Maliekkal, A. Sampath, S. Winikoff, A. M. Karim, M. Neurock and D. W. Flaherty, Solvent molecules form surface redox mediators in situ and cocatalyze O<sub>2</sub> reduction on Pd, *Science*, 2021, **371**, 626–632.
  - 25 A. Akram, G. Shaw, R. J. Lewis, M. Piccinini, D. J. Morgan, T. E. Davies, S. J. Freakley, J. K. Edwards, J. A. Moulijn and G. J. Hutchings, The direct synthesis of hydrogen peroxide using a combination of a hydrophobic solvent and water, *Catal. Sci. Technol.*, 2020, **10**, 8203–8212.
  - 26 V. R. Choudhary, S. D. Sansare and A. G. Gaikwad, Direct oxidation of H<sub>2</sub> to H<sub>2</sub>O<sub>2</sub> and decomposition of H<sub>2</sub>O<sub>2</sub> over oxidized and reduced Pd-containing zeolite catalysts in acidic medium, *Catal. Lett.*, 2002, **84**, 81–87.
  - 27 X. Song, K. Sun, X. Hao, H.-Y. Su, X. Ma and Y. Xu, Facet-dependent of catalytic selectivity: The case of H<sub>2</sub>O<sub>2</sub> direct synthesis on Pd surfaces, *J. Phys. Chem. C*, 2019, **123**, 26324–26337.
  - 28 F. Wang, C. Xia, S. P. de Visser and Y. Wang, How does the oxidation state of palladium surfaces affect the reactivity and selectivity of direct synthesis of hydrogen peroxide from hydrogen and oxygen gases? A Density Functional Study, *J. Am. Chem. Soc.*, 2019, **141**, 901–910.
  - 29 S. Kanungo, L. van Haandel, E. J. M. Hensen, J. C. Schouten and M. F. Neira d'Angelo, Direct synthesis of H<sub>2</sub>O<sub>2</sub> in AuPd coated micro channels: An in-situ X-Ray absorption spectroscopic study, *J. Catal.*, 2019, **370**, 200–209.
  - 30 Q. Liu, K. K. Gath, J. C. Bauer, R. E. Schaak and J. H. Lunsford, The active phase in the direct synthesis of H<sub>2</sub>O<sub>2</sub> from H<sub>2</sub> and O<sub>2</sub> over Pd/SiO<sub>2</sub> catalyst in a H<sub>2</sub>SO<sub>4</sub>/ethanol system, *Catal. Lett.*, 2009, **132**, 342–348.
  - 31 D. P. Dissanayake and J. H. Lunsford, Evidence for the role of colloidal palladium in the catalytic formation of H<sub>2</sub>O<sub>2</sub> from H<sub>2</sub> and O<sub>2</sub>, *J. Catal.*, 2002, **206**, 173–176.
  - 32 P. Priyadarshini and D. W. Flaherty, Form of the catalytically active Pd species during the direct synthesis of hydrogen peroxide, *AIChE J.*, 2019, **65**, e16829.
  - 33 L. Chen, J. W. Medlin and H. Grönbeck, On the reaction mechanism of direct H<sub>2</sub>O<sub>2</sub> formation over Pd catalysts, *ACS Catal.*, 2021, **11**, 2735–2745.



- 34 L. Ouyang, P. F. Tian, G. J. Da, X. C. Xu, C. Ao, T. Y. Chen, R. Si, J. Xu and Y. F. Han, The origin of active sites for direct synthesis of H<sub>2</sub>O<sub>2</sub> on Pd/TiO<sub>2</sub> catalysts: Interfaces of Pd and PdO domains, *J. Catal.*, 2015, **321**, 70–80.
- 35 C. Ao, P. Tian, L. Ouyang, G. Da, X. Xu, J. Xu and Y.-F. Han, Dispersing Pd nanoparticles on N-doped TiO<sub>2</sub>: A highly selective catalyst for H<sub>2</sub>O<sub>2</sub> synthesis, *Catal. Sci. Technol.*, 2016, **6**, 5060–5068.
- 36 T.-T. Huynh, W.-H. Huang, M.-C. Tsai, M. Nugraha, S.-C. Haw, J.-F. Lee, W.-N. Su and B. J. Hwang, Synergistic hybrid support comprising TiO<sub>2</sub>-Carbon and ordered PdNi alloy for direct hydrogen peroxide synthesis, *ACS Catal.*, 2021, **11**, 8407–8416.
- 37 F. Li, Q. Shao, M. Hu, Y. Chen and X. Huang, Hollow Pd-Sn nanocrystals for efficient direct H<sub>2</sub>O<sub>2</sub> synthesis: The critical role of Sn on structure evolution and catalytic performance, *ACS Catal.*, 2018, **8**, 3418–3423.
- 38 M. Ledendecker, E. Pizzutilo, G. Malta, G. V. Fortunato, K. J. J. Mayrhofer, G. J. Hutchings and S. J. Freakley, Isolated Pd sites as selective catalysts for electrochemical and direct hydrogen peroxide synthesis, *ACS Catal.*, 2020, **10**, 5928–5938.
- 39 T. Yang, C. Yang, J. Le, Z. Yu, L. Bu, L. Li, S. Bai, Q. Shao, Z. Hu, C.-W. Pao, J. Cheng, Y. Feng and X. Huang, Atomically isolated Pd sites within Pd-S nanocrystals enable trifunctional catalysis for direct, electrocatalytic and photocatalytic syntheses of H<sub>2</sub>O<sub>2</sub>, *Nano Res.*, 2022, **15**, 1861–1867.
- 40 D. Ding, X. Xu, P. Tian, X. Liu, J. Xu and Y.-F. Han, Promotional effects of Sb on Pd-based catalysts for the direct synthesis of hydrogen peroxide at ambient pressure, *Chin. J. Catal.*, 2018, **39**, 673–681.
- 41 L. Ouyang, G.-J. Da, P.-F. Tian, T.-Y. Chen, G.-D. Liang, J. Xu and Y.-F. Han, Insight into active sites of Pd-Au/TiO<sub>2</sub> catalysts in hydrogen peroxide synthesis directly from H<sub>2</sub> and O<sub>2</sub>, *J. Catal.*, 2014, **311**, 129–136.
- 42 T. Ricciardulli, S. Gorthy, J. S. Adams, C. Thompson, A. M. Karim, M. Neurock and D. W. Flaherty, Effect of Pd coordination and isolation on the catalytic reduction of O<sub>2</sub> to H<sub>2</sub>O<sub>2</sub> over PdAu bimetallic nanoparticles, *J. Am. Chem. Soc.*, 2021, **143**, 5445–5464.
- 43 J. K. Edwards, S. F. Parker, J. Pritchard, M. Piccinini, S. J. Freakley, Q. He, A. F. Carley, C. J. Kiely and G. J. Hutchings, Effect of acid pre-treatment on AuPd/SiO<sub>2</sub> catalysts for the direct synthesis of hydrogen peroxide, *Catal. Sci. Technol.*, 2013, **3**, 812–818.
- 44 J. K. Edwards, B. Solsona, E. N. N, A. F. Carley, A. A. Herzing, C. J. Kiely and G. J. Hutchings, Switching off hydrogen peroxide hydrogenation in the direct synthesis process, *Science*, 2009, **323**, 1037–1041.
- 45 W. Liang, J. Dong, M. Yao, J. Fu, H. Chen and X. Zhang, Enhancing the selectivity of Pd/C catalysts for the direct synthesis of H<sub>2</sub>O<sub>2</sub> by HNO<sub>3</sub> pretreatment, *New J. Chem.*, 2020, **44**, 18579–18587.
- 46 H. T. Thuy Vu, V. L. Nam Vo and Y.-M. Chung, Geometric, electronic, and synergistic effect in the sulfonated carbon-supported Pd catalysts for the direct synthesis of hydrogen peroxide, *Appl. Catal., A*, 2020, **607**, 117867.
- 47 F. Alotaibi, S. Al-Mayman, M. Alotaibi, J. K. Edwards, R. J. Lewis, R. Alotaibi and G. J. Hutchings, Direct synthesis of hydrogen peroxide using Cs-containing heteropolyacid-supported palladium-copper catalysts, *Catal. Lett.*, 2019, **149**, 998–1006.
- 48 E. N. Ntainjua, M. Piccinini, S. J. Freakley, J. C. Pritchard, J. K. Edwards, A. F. Carley and G. J. Hutchings, Direct synthesis of hydrogen peroxide using Au-Pd-exchanged and supported heteropolyacid catalysts at ambient temperature using water as solvent, *Green Chem.*, 2012, **14**, 170–181.
- 49 D. Gudarzi, W. Ratchananusorn, I. Turunen, T. Salmi and M. Heinonen, Preparation and study of Pd catalysts supported on activated carbon cloth (ACC) for direct synthesis of H<sub>2</sub>O<sub>2</sub> from H<sub>2</sub> and O<sub>2</sub>, *Top. Catal.*, 2013, **56**, 527–539.
- 50 A. Rodriguez-Gomez, F. Platero, A. Caballero and G. Colon, Improving the direct synthesis of hydrogen peroxide from hydrogen and oxygen over Au-Pd/SBA-15 catalysts by selective functionalization, *Mol. Catal.*, 2018, **445**, 142–151.
- 51 I. Yuranov, L. Kiwi-Minsker, P. Buffat and A. Renken, Selective synthesis of Pd nanoparticles in complementary micropores of SBA-15, *Faraday Discuss.*, 2004, **16**, 760–761.
- 52 G. Blanco-Brieva, F. Desmedt, P. Miquel, J. M. Campos-Martin and J. L. G. Fierro, Direct synthesis of hydrogen peroxide without the use of acids or halide promoters in dissolution, *Catal. Sci. Technol.*, 2020, **10**, 2333–2336.
- 53 S. Yook, H. C. Kwon, Y.-G. Kim, W. Choi and M. Choi, Significant roles of carbon pore and surface structure in AuPd/C catalyst for achieving high chemoselectivity in direct hydrogen peroxide synthesis, *ACS Sustainable Chem. Eng.*, 2017, **5**, 1208–1216.
- 54 E. Ghedini, F. Menegazzo, M. Signoretto, M. Manzoli, F. Pinna and G. Strukul, Mesoporous silica as supports for Pd-catalyzed H<sub>2</sub>O<sub>2</sub> direct synthesis: Effect of the textural properties of the support on the activity and selectivity, *J. Catal.*, 2010, **273**, 266–273.
- 55 S. Kim, D.-W. Lee, K.-Y. Lee and E. A. Cho, Effect of Pd particle size on the direct synthesis of hydrogen peroxide from hydrogen and oxygen over Pd core-porous SiO<sub>2</sub> shell catalysts, *Catal. Lett.*, 2014, **144**, 905–911.
- 56 P. Landon, P. J. Collier, A. J. Papworth, C. J. Kiely and G. J. Hutchings, Direct formation of hydrogen peroxide from H<sub>2</sub>/O<sub>2</sub> using a gold catalyst, *Chem. Commun.*, 2002, 2058–2059.
- 57 J. K. Edwards, B. E. Solsona, P. Landon, A. F. Carley, A. Herzing, C. J. Kiely and G. J. Hutchings, Direct synthesis of hydrogen peroxide from H<sub>2</sub> and O<sub>2</sub> using TiO<sub>2</sub>-supported Au-Pd catalysts, *J. Catal.*, 2005, **236**, 69–79.
- 58 J. Li, T. Ishihara and K. Yoshizawa, Theoretical revisit of the direct synthesis of H<sub>2</sub>O<sub>2</sub> on Pd and Au@Pd surfaces: A comprehensive mechanistic study, *J. Phys. Chem. C*, 2011, **115**, 25359–25367.
- 59 J.-S. Kim, H.-K. Kim, S.-H. Kim, I. Kim, T. Yu, G.-H. Han, K.-Y. Lee, J.-C. Lee and J.-P. Ahn, Catalytically active Au layers grown on Pd nanoparticles for direct synthesis of



- H<sub>2</sub>O<sub>2</sub>: Lattice strain and charge-transfer perspective analyses, *ACS Nano*, 2019, **13**, 4761–4770.
- 60 H. X. Xu, D. J. Cheng and Y. Gao, Design of high-performance Pd-based alloy nanocatalysts for direct synthesis of H<sub>2</sub>O<sub>2</sub>, *ACS Catal.*, 2017, **7**, 2164–2170.
- 61 G.-H. Han, X. Xiao, J. Hong, K.-J. Lee, S. Park, J.-P. Ahn, K.-Y. Lee and T. Yu, Tailored palladium–platinum nanoconcave cubes as high performance catalysts for the direct synthesis of hydrogen peroxide, *ACS Appl. Mater. Interfaces*, 2020, **12**, 6328–6335.
- 62 X. Gong, R. J. Lewis, S. Zhou, D. J. Morgan, T. E. Davies, X. Liu, C. J. Kiely, B. Zong and G. J. Hutchings, Enhanced catalyst selectivity in the direct synthesis of H<sub>2</sub>O<sub>2</sub> through Pt incorporation into TiO<sub>2</sub> supported AuPd catalysts, *Catal. Sci. Technol.*, 2020, **10**, 4635–4644.
- 63 M.-C. Kim, G.-H. Han, X. Xiao, J. Song, J. Hong, E. Jung, H.-K. Kim, J.-P. Ahn, S. S. Han, K.-Y. Lee and T. Yu, Anisotropic growth of Pt on Pd nanocube promotes direct synthesis of hydrogen peroxide, *Appl. Surf. Sci.*, 2021, **562**, 150031.
- 64 Y. Zhang, Q. Sun, G. Guo, Y. Cheng, X. Zhang, H. Ji and X. He, Trace Pt atoms as electronic promoters in Pd clusters for direct synthesis of hydrogen peroxide, *Chem. Eng. J.*, 2023, **451**, 138867.
- 65 S. Yu, X. Cheng, Y. Wang, B. Xiao, Y. Xing, J. Ren, Y. Lu, H. Li, C. Zhuang and G. Chen, High activity and selectivity of single palladium atom for oxygen hydrogenation to H<sub>2</sub>O<sub>2</sub>, *Nat. Commun.*, 2022, **13**, 4737.
- 66 S. J. Freakley, Q. He, J. H. Harrhy, L. Lu, D. A. Crole, D. J. Morgan, E. N. Ntainjua, J. K. Edwards, A. F. Carley, A. Y. Borisevich, C. J. Kiely and G. J. Hutchings, Palladium-tin catalysts for the direct synthesis of H<sub>2</sub>O<sub>2</sub> with high selectivity, *Science*, 2016, **351**, 965–968.
- 67 H.-C. Li, Q. Wan, C. Du, J. Zhao, F. Li, Y. Zhang, Y. Zheng, M. Chen, K. H. L. Zhang, J. Huang, G. Fu, S. Lin, X. Huang and H. Xiong, Layered Pd oxide on PdSn nanowires for boosting direct H<sub>2</sub>O<sub>2</sub> synthesis, *Nat. Commun.*, 2022, **13**, 6072.
- 68 S. Wang, D. E. Doronkin, M. Hähsler, X. Huang, D. Wang, J.-D. Grunwaldt and S. Behrens, Palladium-based bimetallic nanocrystal catalysts for the direct synthesis of hydrogen peroxide, *ChemSusChem*, 2020, **13**, 3243–3251.
- 69 S. Wang, R. J. Lewis, D. E. Doronkin, D. J. Morgan, J.-D. Grunwaldt, G. J. Hutchings and S. Behrens, The direct synthesis of hydrogen peroxide from H<sub>2</sub> and O<sub>2</sub> using Pd-Ga and Pd-In catalysts, *Catal. Sci. Technol.*, 2020, **10**, 1925–1932.
- 70 M. Zhang, Y. Luo, D. Wu, Q. Li, H. Xu and D. Cheng, Promoter role of tungsten in W-Pd/Al<sub>2</sub>O<sub>3</sub> catalyst for direct synthesis of H<sub>2</sub>O<sub>2</sub>: Modification of Pd/PdO ratio, *Appl. Catal., A*, 2021, **628**, 118392.
- 71 M. Zhang, H. Xu, Y. Luo, J. Zhu and D. Cheng, Enhancing the catalytic performance of PdAu catalysts by W-induced strong interaction for the direct synthesis of H<sub>2</sub>O<sub>2</sub>, *Catal. Sci. Technol.*, 2022, **12**, 5290–5301.
- 72 P. Tian, F. Xuan, D. Ding, Y. Sun, X. Xu, W. Li, R. Si, J. Xu and Y.-F. Han, Revealing the role of tellurium in palladium-tellurium catalysts for the direct synthesis of hydrogen peroxide, *J. Catal.*, 2020, **385**, 21–29.
- 73 W. Liang, J. Fu, H. Chen, X. Zhang and G. Deng, Pd-Ce/AC catalyst with high productivity for direct synthesis of H<sub>2</sub>O<sub>2</sub> at ambient temperature, *Mater. Lett.*, 2021, **283**, 128857.
- 74 D. A. Crole, R. Underhill, J. K. Edwards, G. Shaw, S. J. Freakley, G. J. Hutchings and R. J. Lewis, The direct synthesis of hydrogen peroxide from H<sub>2</sub> and O<sub>2</sub> using Pd-Ni/TiO<sub>2</sub> catalysts, *Philos. Trans. R. Soc., A*, 2020, **378**, 20200062.
- 75 V. R. Naina, S. Wang, D. I. Sharapa, M. Zimmermann, M. Hähsler, L. Niebl-Eibenstein, J. Wang, C. Wöll, Y. Wang, S. K. Singh, F. Studt and S. Behrens, Shape-selective synthesis of intermetallic Pd<sub>3</sub>Pb nanocrystals and enhanced catalytic properties in the direct synthesis of hydrogen peroxide, *ACS Catal.*, 2021, **11**, 2288–2301.
- 76 X. T. Tran, V. L. N. Vo and Y.-M. Chung, Fast microwave-assisted synthesis of iron–palladium catalysts supported on graphite for the direct synthesis of H<sub>2</sub>O<sub>2</sub>, *Catal. Today*, 2023, **411–412**, 113821.
- 77 S. Liu, Y. Deng, L. Fu, L. Huang, L. Ouyang and S. Yuan, Understanding the role of boron on the interface modulation of the Pd/TiO<sub>2</sub> catalyst for direct synthesis of H<sub>2</sub>O<sub>2</sub>, *ACS Sustainable Chem. Eng.*, 2022, **10**, 3264–3275.
- 78 S. Wang, G. Jiang, Z. Yang, L. Mu, T. Ji, X. Lu and J. Zhu, Boosted H<sub>2</sub>O<sub>2</sub> productivity by sulfur-doped Pd/carbon catalysts via direct synthesis from H<sub>2</sub> and O<sub>2</sub> at atmospheric pressure, *ACS Sustainable Chem. Eng.*, 2022, **10**, 13750–13758.
- 79 R. J. Lewis, M. Koy, M. Macino, M. Das, J. H. Carter, D. J. Morgan, T. E. Davies, J. B. Ernst, S. J. Freakley, F. Glorius and G. J. Hutchings, N-heterocyclic carbene modified palladium catalysts for the direct synthesis of hydrogen peroxide, *J. Am. Chem. Soc.*, 2022, **144**, 15431–15436.
- 80 G. Blanco-Brieva, M. C. Capel-Sanchez, M. P. de Frutos, A. Padilla-Polo, J. M. Campos-Martin and J. L. G. Fierro, New two-step process for propene oxide production (HPPO) based on the direct synthesis of hydrogen peroxide, *Ind. Eng. Chem. Res.*, 2008, **47**, 8011–8015.
- 81 T. A. Nijhuis, M. Makkee, J. A. Moulijn and B. M. Weckhuysen, The production of propene oxide: Catalytic processes and recent developments, *Ind. Eng. Chem. Res.*, 2006, **45**, 3447–3459.
- 82 Q. Chen and E. J. Beckman, One-pot green synthesis of propylene oxide using in situ generated hydrogen peroxide in carbon dioxide, *Green Chem.*, 2008, **10**, 934.
- 83 B. Taylor, J. Lauterbach and W. N. Delgass, Gas-phase epoxidation of propylene over small gold ensembles on TS-1, *Appl. Catal., A*, 2005, **291**, 188–198.
- 84 N. Yap, R. P. Andres and W. N. Delgass, Reactivity and stability of Au in and on TS-1 for epoxidation of propylene with H<sub>2</sub> and O<sub>2</sub>, *J. Catal.*, 2004, **226**, 156–170.
- 85 B. S. Uphade, S. Tsubota, T. Hayashi and M. J. C. L. Haruta, Selective oxidation of propylene to propylene oxide or propionaldehyde over Au supported on titanosilicates in





- the presence of H<sub>2</sub> and O<sub>2</sub>, *Chem. Lett.*, 1998, **12**, 1277–1278.
- 86 B. Chowdhury, J. Bravo-Suárez, M. Daté, S. Tsubota and M. J. A. C. Haruta, Trimethylamine as a gas-phase promoter: Highly efficient epoxidation of propylene over supported gold catalysts, *Angew. Chem., Int. Ed.*, 2005, **45**(3), 412–415.
- 87 W. S. Lee, M. C. Akatay, E. A. Stach, F. H. Ribeiro and W. N. Delgass, Reproducible preparation of Au/TS-1 with high reaction rate for gas phase epoxidation of propylene, *J. Catal.*, 2012, **287**, 178–189.
- 88 B. S. Uphade, M. Okumura, S. Tsubota and M. General, Effect of physical mixing of CsCl with Au/Ti-MCM-41 on the gas-phase epoxidation of propene using H<sub>2</sub> and O<sub>2</sub>: Drastic depression of H<sub>2</sub> consumption, *Appl. Catal., A*, 2000, **109**(1–2), 43–50.
- 89 A. K. Sinha, S. Seelan, T. Akita, S. Tsubota and M. Haruta, Vapor phase propylene epoxidation over Au/Ti-MCM-41 catalysts prepared by different Ti incorporation modes, *Appl. Catal., A*, 2003, **240**(1–2), 243–252.
- 90 B. S. Uphade, Y. Yamada, T. Akita, T. Nakamura and M. Haruta, Synthesis and characterization of Ti-MCM-41 and vapor-phase epoxidation of propylene using H<sub>2</sub> and O<sub>2</sub> over Au/Ti-MCM-41, *Appl. Catal., A*, 2001, **215**, 137–148.
- 91 G. Mul, A. Zwijnenburg, B. V. D. Linden, M. Makkee and J. A. Moulijn, Stability and selectivity of Au/TiO<sub>2</sub> and Au/TiO<sub>2</sub>/SiO<sub>2</sub> catalysts in propene epoxidation: An in situ FT-IR study, *J. Catal.*, 2001, **201**, 128–137.
- 92 T. Hayashi, K. Tanaka and M. Haruta, Selective vapor-phase epoxidation of propylene over Au/TiO<sub>2</sub> catalysts in the presence of oxygen and hydrogen, *J. Catal.*, 1998, **178**, 566–575.
- 93 A. Ruiz, B. Linden, M. Makkee and G. Mul, Acrylate and propoxy-groups: Contributors to deactivation of Au/TiO<sub>2</sub> in the epoxidation of propene, *J. Catal.*, 2009, **266**, 286–290.
- 94 Q. Chen, Direct synthesis of hydrogen peroxide from oxygen and hydrogen using carbon dioxide as an environmentally benign solvent and its application in green oxidation, *PhD*, University of Pittsburgh, America, 2008, pp. 50–58.
- 95 R. Wang, X. Guo, X. Wang and J. J. C. T. Hao, Gas-phase epoxidation of propylene over Ag/Ti-containing catalysts, *Catal. Today*, 2004, **93**, 217–222.
- 96 F. Wang, C. Qi and J. J. C. C. Ma, The study of the uncalcined Au catalyst and inorganic salts on direct gas-phase epoxidation of propylene, *Catal. Commun.*, 2007, **8**, 1947–1952.
- 97 B. S. Uphade, M. Okumura, S. Tsubota and M. Haruta, Effect of physical mixing of CsCl with Au/Ti-MCM-41 on the gas-phase epoxidation of propene using H<sub>2</sub> and O<sub>2</sub>: Drastic depression of H<sub>2</sub> consumption, *Appl. Catal., A*, 2000, **109**(1–2), 43–50.
- 98 S. Esplugas, J. Giménez, S. Contreras, E. Pascual and M. J. W. R. Rodriguez, Comparison of different advanced oxidation processes for phenol degradation, *Water Res.*, 2002, **36**, 1034–1042.
- 99 O. Osegueda, A. Dafinov, J. Llorca, F. Medina and J. Suerias, In situ generation of hydrogen peroxide in catalytic membrane reactors, *Catal. Today*, 2012, **193**, 128–136.
- 100 R. Underhill, R. J. Lewis, S. J. Freakley, M. Douthwaite, P. Miedziak, O. Akdim, J. K. Edwards and G. J. Hu Tchings, Oxidative degradation of phenol using in situ generated hydrogen peroxide combined with Fenton's process, *Johnson Matthey Technol. Rev.*, 2018, **62**, 417–425.
- 101 M. H. A. Rahim, M. M. Forde, C. Hammond, R. L. Jenkins, N. Dimitratos, J. A. Lopez-Sanchez, A. F. Carley, S. H. Taylor, D. J. Willock and G. J. Hutchings, Systematic study of the oxidation of methane using supported gold palladium nanoparticles under mild aqueous conditions, *Top. Catal.*, 2013, **56**, 1843–1857.
- 102 M. H. Ab Rahim, M. M. Forde, R. L. Jenkins, C. Hammond, Q. He, N. Dimitratos, J. A. Lopez-Sanchez, A. F. Carley, S. H. Taylor and D. J. J. A. C. Willock, Systematic study of the oxidation of methane using supported gold palladium nanoparticles under mild aqueous conditions, *Angew. Chem.*, 2013, **125**, 1318–1322.
- 103 Z. Jin, L. Wang, E. Zuidema, K. Mondal, M. Zhang, J. Zhang, C. Wang, X. Meng, H. Yang, C. Mesters and F.-S. Xiao, Hydrophobic zeolite modification for in situ peroxide formation in methane oxidation to methanol, *Science*, 2020, **367**, 193–197.
- 104 J. J. Gu, S. L. Wang, Z. Y. He, Y. Han and J. L. Zhang, Direct synthesis of hydrogen peroxide from hydrogen and oxygen over activated-carbon-supported Pd–Ag alloy catalysts, *Catal. Sci. Technol.*, 2016, **6**, 809–817.
- 105 L. Torrente-Murciano, Q. He, G. J. Hutchings, C. J. Kiely and D. Chadwick, Enhanced Au–Pd activity in the direct synthesis of hydrogen peroxide using nanostructured titanate nanotube supports, *ChemCatChem*, 2014, **6**, 2531–2534.
- 106 F. Menegazzo, P. Burti, M. Signoretto, M. Manzoli, S. Vankova, F. Boccuzzi, F. Pinna and G. Strukul, Effect of the addition of Au in zirconia and ceria supported Pd catalysts for the direct synthesis of hydrogen peroxide, *J. Catal.*, 2008, **257**, 369–381.
- 107 E. N. N, J. K. Edwards, A. F. Carley, J. A. Lopez-Sanchez, J. A. Moulijn, A. A. Herzing, C. J. Kiely and G. J. Hutchings, The role of the support in achieving high selectivity in the direct formation of hydrogen peroxide, *Green Chem.*, 2008, **10**, 1162–1169.
- 108 S. J. Freakley, R. J. Lewis, D. J. Morgan, J. K. Edwards and G. J. Hutchings, Direct synthesis of hydrogen peroxide using Au–Pd supported and ion-exchanged heteropolyacids precipitated with various metal ions, *Catal. Today*, 2015, **248**, 10–17.
- 109 E. N. Ntainjua, M. Piccinini, S. J. Freakley, J. C. Pritchard, J. K. Edwards, A. F. Carley and G. J. Hutchings, Direct synthesis of hydrogen peroxide using Au–Pd-exchanged and supported heteropolyacid catalysts at ambient temperature using water as solvent, *Green Chem.*, 2012, **14**, 170–181.
- 110 D. Gudarzi, W. Ratchananusorn, I. Turunen, M. Heinonen and T. Salmi, Promotional effects of Au in Pd–Au bimetallic catalysts supported on activated carbon cloth (ACC) for



- direct synthesis of H<sub>2</sub>O<sub>2</sub> from H<sub>2</sub> and O<sub>2</sub>, *Catal. Today*, 2015, **248**, 58–68.
- 111 Y. F. Han, Z. Y. Zhong, K. Ramesh, F. X. Chen, L. W. Chen, T. White, Q. L. Tay, S. N. Yaakub and Z. Wang, Au promotional effects on the synthesis of H<sub>2</sub>O<sub>2</sub> directly from H<sub>2</sub> and O<sub>2</sub> on supported Pd–Au alloy catalysts, *J. Phys. Chem. C*, 2007, **111**, 8410–8413.
- 112 G. Bernardotto, F. Menegazzo, F. Pinna, M. Signoreto, G. Cruciani and G. Strukul, New Pd–Pt and Pd–Au catalysts for an efficient synthesis of H<sub>2</sub>O<sub>2</sub> from H<sub>2</sub> and O<sub>2</sub> under very mild conditions, *Appl. Catal., A*, 2009, **358**, 129–135.
- 113 J. Xu, L. Ouyang, G.-J. Da, Q.-Q. Song, X.-J. Yang and Y.-F. Han, Pt promotional effects on Pd–Pt alloy catalysts for hydrogen peroxide synthesis directly from hydrogen and oxygen, *J. Catal.*, 2012, **285**, 74–82.
- 114 S. Wang, K. Gao, W. Li and J. Zhang, Effect of Zn addition on the direct synthesis of hydrogen peroxide over supported palladium catalysts, *Appl. Catal., A*, 2017, **531**, 89–95.
- 115 J. K. Edwards, J. Pritchard, P. J. Miedziak, M. Piccinini, A. F. Carley, Q. He, C. J. Kiely and G. J. Hutchings, The direct synthesis of hydrogen peroxide using platinum promoted gold–palladium catalysts, *Catal. Sci. Technol.*, 2014, **4**, 3244–3250.
- 116 E. N. Ntainjua, S. J. Freakley and G. J. Hutchings, Direct synthesis of hydrogen peroxide using ruthenium catalysts, *Top. Catal.*, 2012, **55**, 718–722.

