

REVIEW

[View Article Online](#)
[View Journal](#) | [View Issue](#)Cite this: *RSC Adv.*, 2018, **8**, 17110

Received 23rd March 2018

Accepted 27th April 2018

DOI: 10.1039/c8ra02533a

rsc.li/rsc-advances

Recent advances in the synthesis of fluorinated hydrazones

Rui Guo ^{*ab} and Junting Chen ^c

Fluorinated compounds are widely used in pharmaceuticals, agrochemicals, and materials. As an important branch of fluorinated compounds, the introduction of fluorinated hydrazones remains unexplored due to the lack of convenient methods. However, as a powerful platform for generation of various fluorinated pyrazole species and diverse nitrogen-containing compounds, fluorinated hydrazones have been extensively studied in recent years. In this review, we highlight most of the important developments in fluorinated hydrazone synthesis.

Introduction

Organofluorine compounds possess unique physical and chemical properties because of fluorine's small size and high electronegativity, thus efficient construction of C–F bonds has been the subject of intensive research in the fields of synthetic

and medicinal chemistry.^{1–11} Fluorinated hydrazone groups have received a lot of attention in pharmaceuticals and agrochemicals, also it is found in various biological active compounds (Fig. 1).^{12,13} The development of general methods for direct synthesis of fluorinated arylhydrazones is quite interesting and highly desirable. Generally, methods for direct synthesis of fluorinated arylhydrazones are comparatively scarce.^{14–16} But recent developments in organic and transition-metal catalysis have allowed new methods to prepare fluorinated hydrazones directly and efficiently. To the best of our knowledge, there is no review devoted to this emerging topic so far. A review highlighting the main advances in this area should be timely and desirable, which will attract more research

^aInstitute of Environment and Health, Jiangnan University, Wuhan 430056, P. R. China. E-mail: 13925825040@163.com

^bState Key Laboratory of Environmental Chemistry and Ecotoxicology, Research Center for Eco-Environmental Sciences, Chinese Academy of Sciences, Beijing 100085, China

^cMax-Planck-Institut für Kohlenforschung, Kaiser-Wilhelm-Platz 1, 45470 Mülheim an der Ruhr, Germany



Rui Guo was born in Hubei Province, P. R. of China in 1984. He received his BSc degree from Jiangxi Normal University in 2007 and MSc degree from Central China Normal University in 2010, under the supervision of Professor Shenghua Liu. Then as a project manager, he worked at HEC Pharm Co., Ltd. In 2013 he joined Professor Pingping Tang's research group at Nankai University to pursue

his PhD degree. With interest in C–F bond formation reactions based on C–H activation, he obtained his PhD degree in 2016. After that, as an assistant researcher, he joined the Institute of Environment and Health at Jiangnan University. In 2017, he also worked at the State Key Laboratory of Environmental Chemistry and Ecotoxicology, Research Center for Eco-Environmental Sciences, Chinese Academy of Sciences, as a post-doctoral researcher to continue studying fluorination reactions.



Junting Chen was born in 1994, in Hunan, China. She started her bachelor research in the Tang Group in 2014 under the supervisor of Professor Tang at Nankai University. In 2015, she worked as a student intern in the Ritter Group, Harvard University for one year. After she graduated from Nankai University with a bachelor's degree, she joined Professor Ritter's research group at Max-Planck-

Institut für Kohlenforschung to pursue her PhD degree. Her interests include the development of fluorination methods and transition metal catalysts.



interest to this field. Therefore, we highlight the recent advances on different kinds of fluorinated hydrazone reactions here, within which we will discuss different methods for the synthesis of fluorinated hydrazone species and their mechanisms reported during the previous decades (Fig. 2).

Water compatible monofluoro-hydrazones from aryl diazonium salts

Traditionally, fluorinated arylhydrazones were prepared *via* the condensation of arylhydrazines^{17,18} or aryl diazonium salts (Japp–Klingemann reaction) with carbonyl compounds.^{19–22} For example, Reichardt has reported the coupling of fluorine-containing carbonyl compounds with aryl diazonium chlorides to generate fluorinated arylhydrazones (Scheme 1).²³ As shown in Scheme 2, the dicarbonyl sodium salt **1** reacted with aryl diazonium salt **2** to form intermediate **3**. With successive hydrolysis of intermediate **3**, intermediate **4** might be prepared. Subsequent elimination of a formic acid from the intermediate **4** would provide the monofluorinated arylhydrazone product **5**. Although the fluorination hydrazone product could be obtained in this manner with good yield, the drawback of this method is that the fluorinated dicarbonyl compound has to be prepared through several steps. Nevertheless, this study provides the first example of the preparation the monofluorinated arylhydrazones using the aryl diazonium salt in water.

Recently, we reported the first example of a mild and metal-free cascade reaction of aryl diazonium salts and trialkylamine in the presence of Selectfluor to prepare monofluorinated arylhydrazones.²⁴ Some representative examples are shown in Scheme 3. The mild reaction conditions generally tolerate diverse functional groups, such as chloride, bromide, iodide, nitrile, nitro, and ester, on the aryl rings. Notably, the reaction was amenable to gram-scale synthesis, proving the practicality of our method. A plausible mechanism was proposed: trialkylamine was oxidized to the fluorinated quaternary ammonium salt **7** in the presence of Selectfluor, followed by elimination to generate the iminium ion **8**, and the enamine **9** was formed after elimination. Subsequent treatment of the enamine **9** with aryl diazonium salts would generate the azo intermediate **10**, which could produce **11** in the presence of base. The intermediate **11** could then react with Selectfluor to form the fluorinated azo intermediate **12**. After then, **13** would react with H₂O

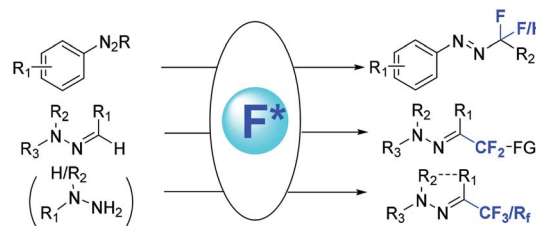


Fig. 2 Different methods for synthesis of fluorinated hydrazones.

to generate the monofluorinated arylhydrazones product (Scheme 4).

In addition, those fluorinated arylhydrazones were utilized to synthesise the fluorinated pyrazoles and other nitrogen-containing compound.

Various other amine compounds like triethylamine, diisopropylethylamine (DIPEA), diethylmethylaniline and various *N,N*-diethylbenzenemethanamines, were also effective in generating the desired products. No desired products were obtained with tributylamine, dimethylethylamine, diethylamine, or *N,N*-diethylaniline. In addition, different fluorination reagents such as *N*-fluoropyridinium tetrafluoroborate, NFSI and Selectfluor were examined, and Selectfluor gave the highest yield. The reaction was proved to be operationally simple, and scalable under mild conditions.

Transition-metal catalysed difluoromethylation of hydrazones

Recently, palladium-catalysed coupling of hydrazones with fluorinated aryl halides has been reported for the preparation of fluorinated arylhydrazones.^{25–27} Monteiro and co-workers reported a palladium-catalysed C–H difluoromethylation of aldehyde-derived hydrazones (Scheme 5).²⁸ This method proceeded with low catalyst loading, high regioselectivity, and excellent functional group compatibility. However, the presence of a vinyl substituent on the aryl moiety led to decomposition of the substrate. Importantly, several heterocyclic aldehyde-derived hydrazones (*i.e.* pyridinyl, quinolinyl, and pyrazolyl) were proved to be suitable substrates for the transformation with the heterocyclic ring being intact. Ethyl glyoxylate hydrazone participated substrates were also conducted with good yields.

As shown in left of Scheme 6, a radical/SET pathway was proposed to initiate the coupling reaction. A palladium⁰/palladium^{II} catalytic cycle was suggested to be involved in this transformation. The suggested catalytic cycle would start with

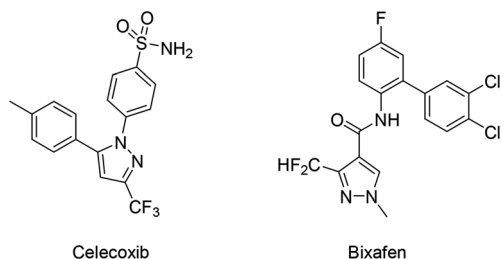
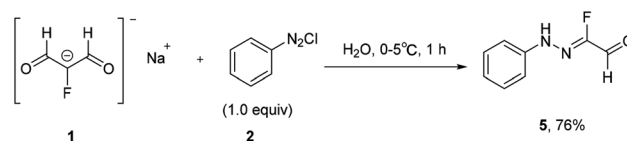
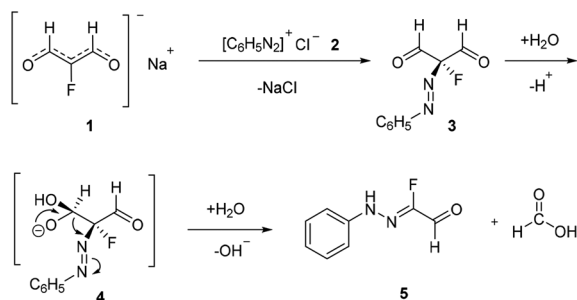


Fig. 1 Representative drug (Celecoxib) and active agrochemical ingredient (Bixafen) which contain fluorinated hydrazone functional groups.



Scheme 1 In water formation of fluorinated arylhydrazones *via* aryl diazonium salt.



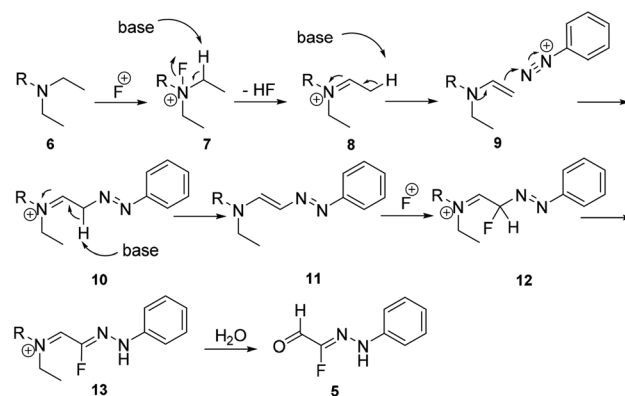


Scheme 2 Proposed mechanism for the reaction in Scheme 1.

single-electron transfer from the Pd^0 metal complex to the fluoroalkyl bromide **15** to form the $\text{Pd}^{\text{I}}\text{Br}$ complex **16** and the difluoroalkyl radical intermediate **17**. Subsequent recombination of these two species would give the Pd^{II} intermediate **18**. Followed by electrophilic palladation of the hydrazone and deprotonation of the resulting cationic intermediate **19**, the azomethinyl Pd^{II} complex **20** would be generated. Finally, reductive elimination would form the final product and recycle the Pd^0 catalyst.

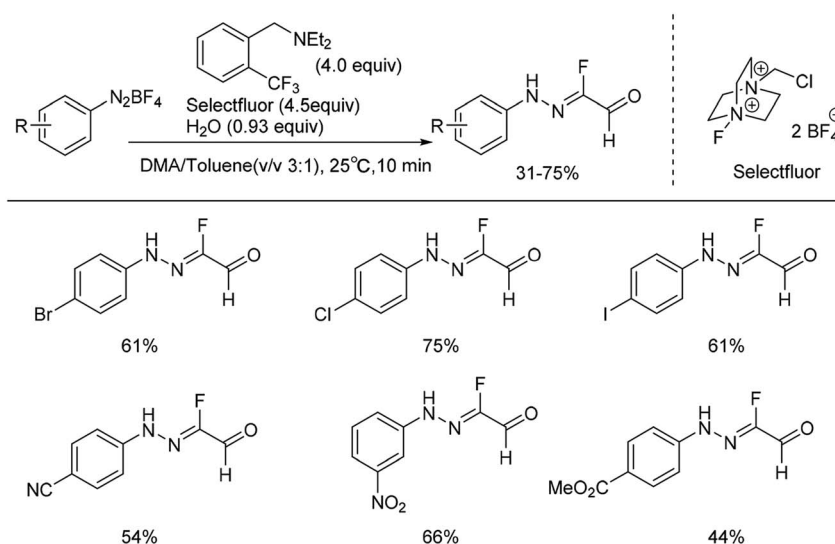
The authors also proposed an alternative electrophilic radical addition pathway, involving a key intermediate-aminyl radical **21**, which could be formed from the addition of the difluoroalkyl radical **17** to the $\text{C}=\text{N}$ bond of the hydrazone. The following H-elimination of **21** was proposed to proceed *via* two possible pathways. One could be radical trapping of the radical **21** by Pd^{I} intermediate **16** to form the Pd^{II} intermediate **23**, followed by β -hydride elimination to yield the final product. Another alternative pathway could be oxidation of the radical **21** by Pd^{I} intermediate **16** to regenerate the active Pd^0 species and form the cationic intermediate **23**, which could be subsequently deprotonated to restore the $\text{C}=\text{N}$ bond and yield the final hydrazone product.

But aliphatic aldehyde-derived hydrazones were proved to be more challenging substrates for this reaction, and gave only



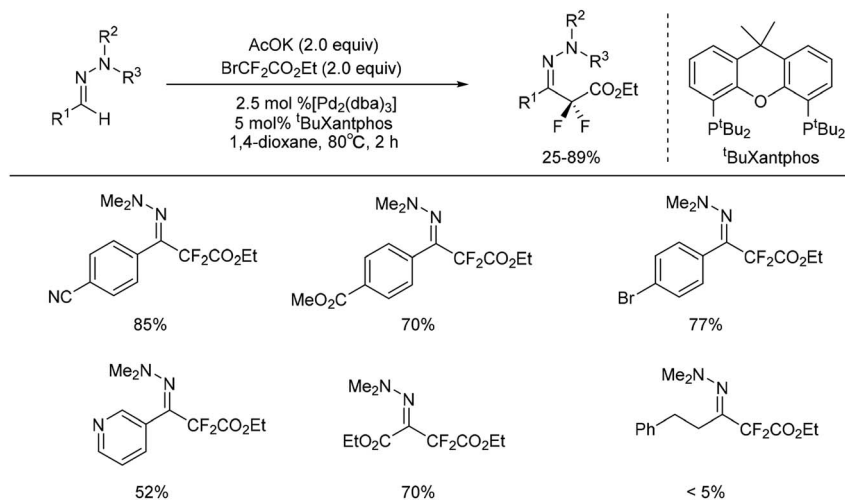
Scheme 4 Proposed mechanism for the reaction in Scheme 3.

small amounts of the desired product. Recently, the same authors found cuprous chloride could also catalyse the difluoromethylation of hydrazones from bromodifluoroacetate (Scheme 7).²⁹ The mechanism studies indicated that a radical-chain or single-electron transfer (SET) mechanism could be involved in the transformation (Scheme 8). This mechanism could involve the formation of the electrophilic fluoroalkyl radical **27** from **25** *via* bromide abstraction by the Cu^{I} complex with concomitant generation of Cu^{II} , which would then be trapped by the hydrazone **26** to generate the difluoroalkylated aminyl radical intermediate **28**. Oxidation of the intermediate **28** with Cu^{II} would lead to the cationic species **29**, which would then undergo proton abstraction, thereby restoring the hydrazone functional group and recycling Cu^{I} . Such a $\text{Cu}^{\text{I}}/\text{Cu}^{\text{II}}$ redox mechanism contrasts with radical-free $\text{Cu}^{\text{I}}/\text{Cu}^{\text{III}}$ catalytic cycles previously proposed for the difluoroalkylation of electron-rich alkenes and arenes proceeding *via* difluoroalkylcopper intermediates.³⁰ As an efficient, scalable, and broad substrate scope protocol, the present method enables the preparation of functionalized difluoromethyl ketone hydrazones from aldehyde hydrazones and halodifluorinated reagents, it also holds

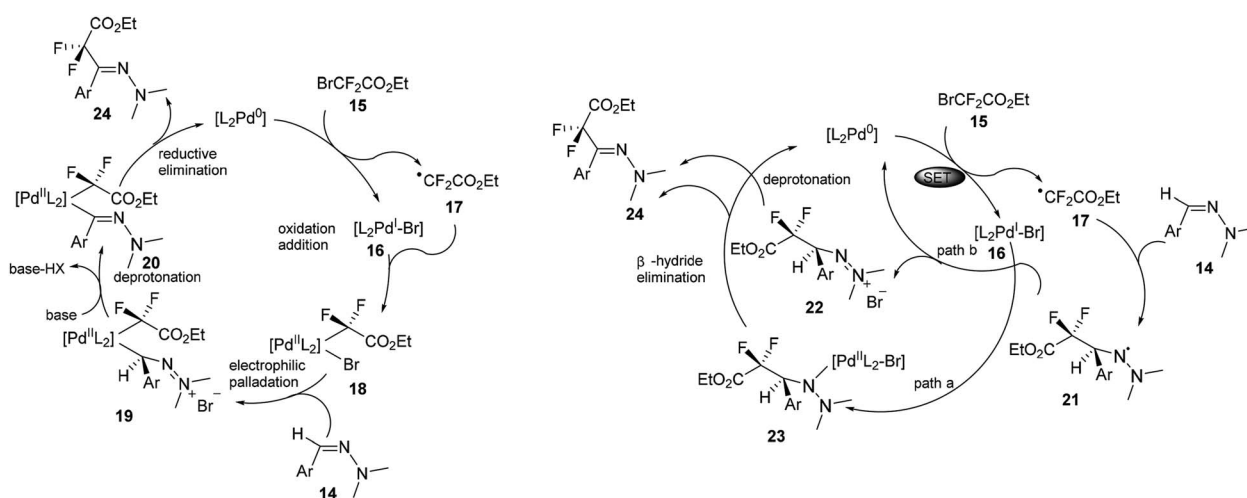


Scheme 3 Formation of fluorinated arylhydrazones with Selectfluor and water.

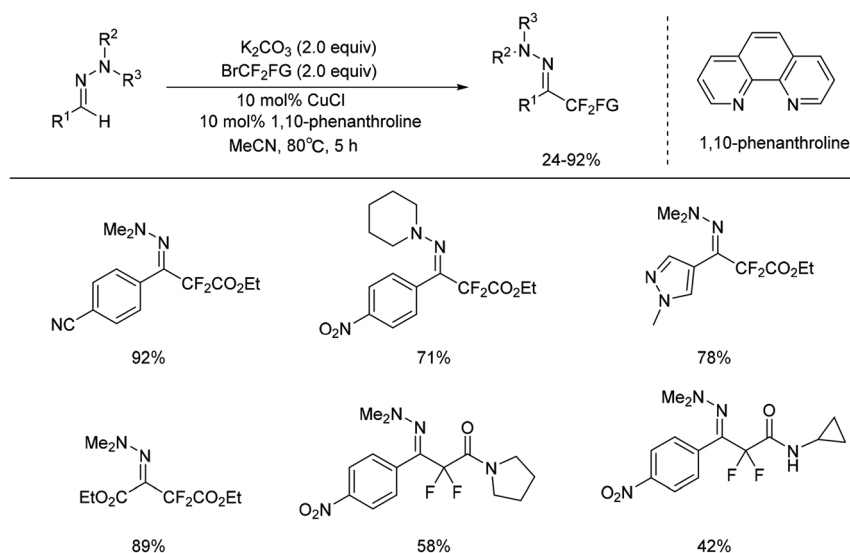




Scheme 5 Formation of difluoromethylated hydrazones catalysed by palladium complex.

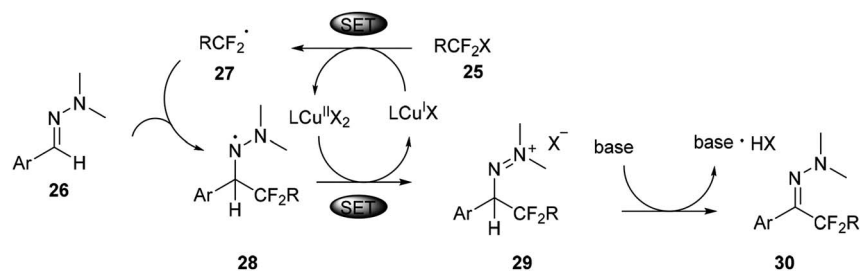


Scheme 6 Proposed mechanisms for palladium catalysed difluoromethyl hydrazones in Scheme 5.

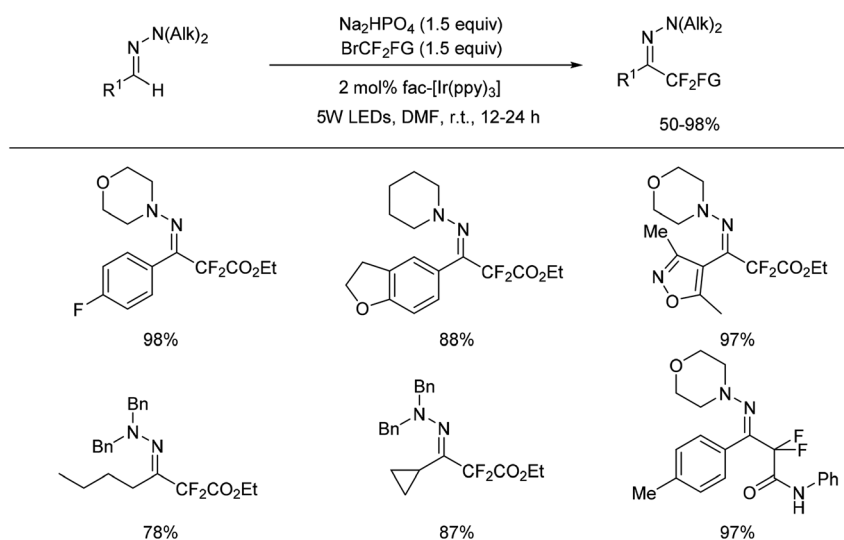


Scheme 7 Copper catalysed difluoromethylation of hydrazones.

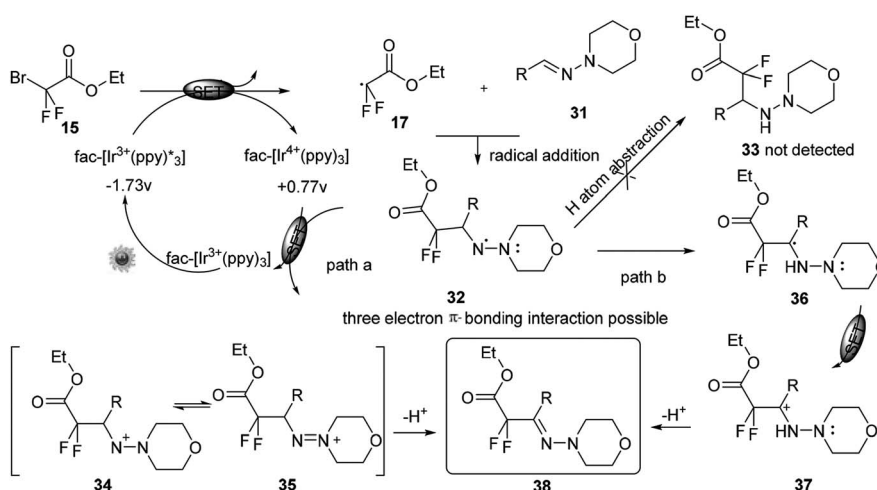




Scheme 8 SET mechanism for copper catalysed difluoromethyl hydrazones in Scheme 7.



Scheme 9 Visible light photoredox catalysed difluoromethylation hydrazones.



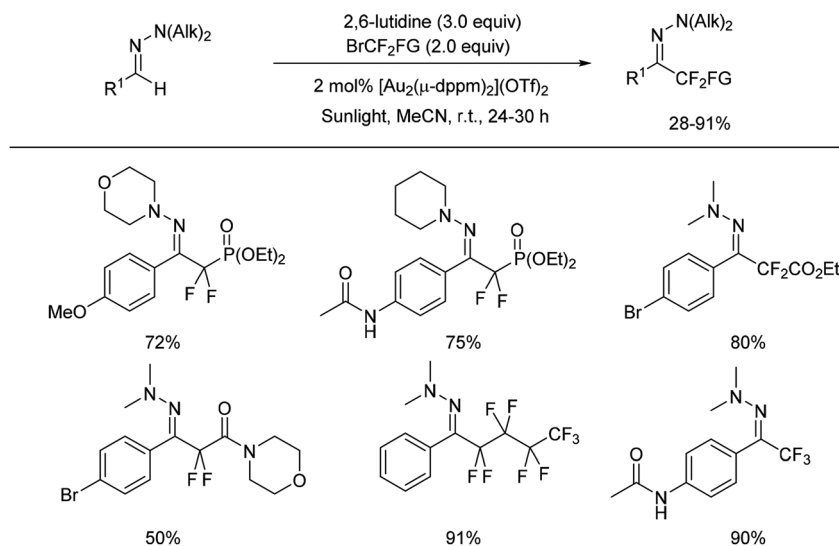
Scheme 10 Mechanism for iridium catalysed C-H activation in the presence of visible light in Scheme 9.

promise for application to the β -difluoromethylation of α,β -unsaturated hydrazones.

Recently, the important *gem*-difluoromethylene azo compounds were also synthesised by the Hao's group. The protocol achieved *gem*-difluoromethylation through radical addition of the *in situ* generated benzo-1,3-diazolic

difluoromethylene to arenediazonium salts, with the mild silver salt as a catalyst. The method could provide a new synthetic strategy for the synthesis of *gem*-difluoromethylene azo compounds, but the use of benzo-1,3-diazolic difluoromethane sulfonates as starting materials would restrict the field of application.³¹





Scheme 11 Gold catalysed photoredox reaction for difluoromethylated hydrazones formation.

Visible-light photoredox-catalysed C–H activation to synthesise difluorohydrazone

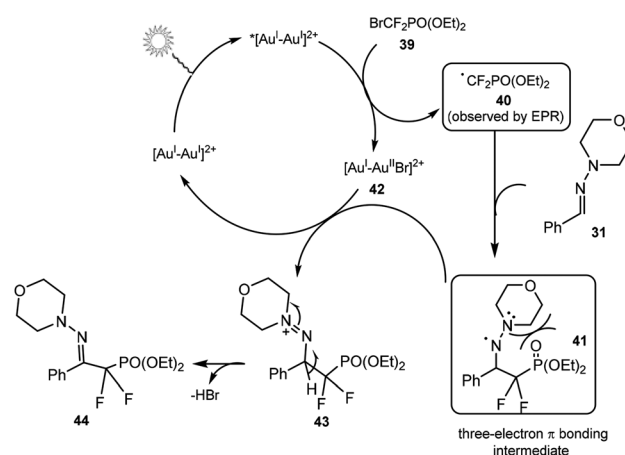
In 2016, a visible-light photoredox-catalysed C–H activation to prepare difluorinated hydrazones was reported by Zhu and co-workers (Scheme 9).³²

The method was further highlighted by its feasibility of one-pot synthesis of a difluorinated hydrazone. Although the precise reaction mechanism was pending, a plausible aminyl radical/polar crossover mechanism was proposed. No product was detected when the radical inhibitor 2,2,6,6-tetramethyl-1-piperidinyloxy (TEMPO) was added to the reaction system, thus further implying a radical reaction pathway. Under visible-light irradiation, the photocatalyst *fac*-[Ir³⁺(ppy)₃] could undergo a metal-ligand charge-transfer (MLCT) process to produce the strong reducing excited state Ir^{3+*} (Scheme 10). A SET process from this species to **15** could generate the difluoroalkyl radical precursor **17** and Ir⁴⁺. Subsequent aminyl radical intermediate **32** could be generated through radical addition of **17** to the C=N bond. The aminyl radical intermediate **32** might be stabilised by the adjacent nitrogen atom through a possible three-electron π -bonding interaction. Instead of hydrogen atom abstraction to generate the corresponding hydrazine **33**, a key aminyl radical/polar crossover step could proceed between **32** and Ir⁴⁺, thus regenerating the photocatalyst Ir³⁺ and either the aminyl cation **34** or **35** (path a). Further tautomerization and deprotonation of aminyl cation would give the product **38**. Alternatively, a light on/off experiment verified the necessity of continuous irradiation of visible light and suggested that the chain propagation was not the predominant mechanistic pathway. As the oxidation potential of radical intermediate could not be measured, DFT calculations were performed to exclude path b. And the results could account for the aminyl radical/polar mechanism (path a).

The present transformation is attractive as it enables direct C–H difluoroalkylation of aldehyde-derived hydrazones *via* visible light photoredox-catalysis. The application of this method would be, however, restricted by its limited substrate scope, for example, secondary amino groups, such as *N*-Boc and *N*-Bs hydrazones were not tolerated in the reaction conditions.

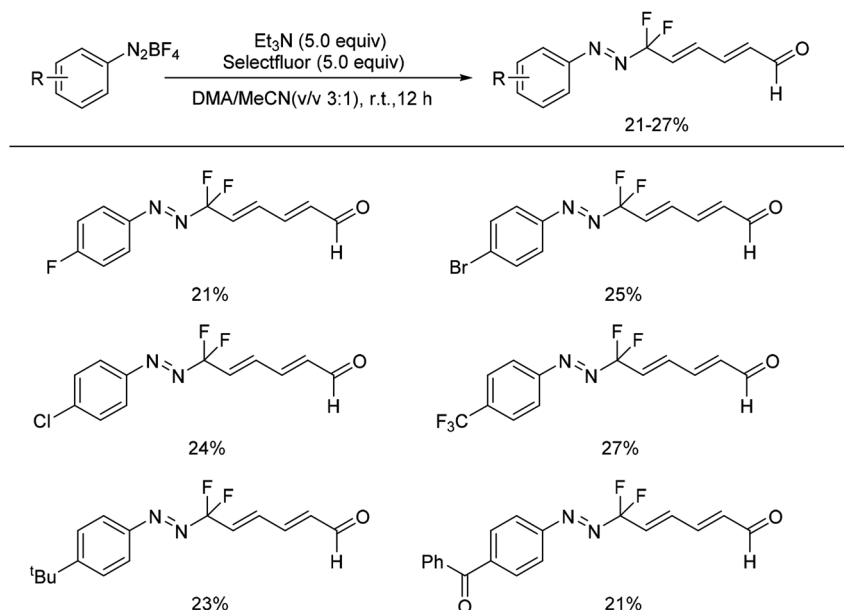
Shortly after, Hashmi and co-workers reported the first gold-catalysed intermolecular photoredox C(sp²)–H difluoroalkylation and perfluoroalkylation of aromatic aldehyde hydrazones with commercially available fluoroalkyl bromides (Scheme 11).³³

A possible mechanism is shown in Scheme 12. Firstly, a high-energy, long-lived photoexcited species, ^{*}[Au₂(μ-dppm)₂]²⁺ was proposed to be generated by irradiation of [Au₂(μ-dppm)₂](OTf)₂. Next, a single electron transfer from the gold species to **39** could form difluoromethyl phosphonate radical **40** and gold intermediate. The electrophilic radical **40** could then attack hydrazone **31** to generate the three-electron π -bonding aminyl radical intermediate **41**. Finally, oxidation of aminyl radical **41** by gold species



Scheme 12 Proposed mechanism for the reaction in Scheme 11.





Scheme 13 Examples of *gem*-difluorinated azo compounds from aryl diazonium salt.

followed by deprotonation could deliver the desired difluoromethylated product **44**. An EPR spin-trapping experiment suggested the involvement of a difluoroalkyl radical intermediate. DFT calculations indicated that the products with the C=N bond in *E* configuration were lower in energy than those with *Z* configuration, and the formation of the thermodynamic *E*-configured product was favoured.

This method is attractive for its mild reaction conditions, a broad substrate scope, and excellent functional group compatibility.

Synthesis of *gem*-difluorinated azo compounds

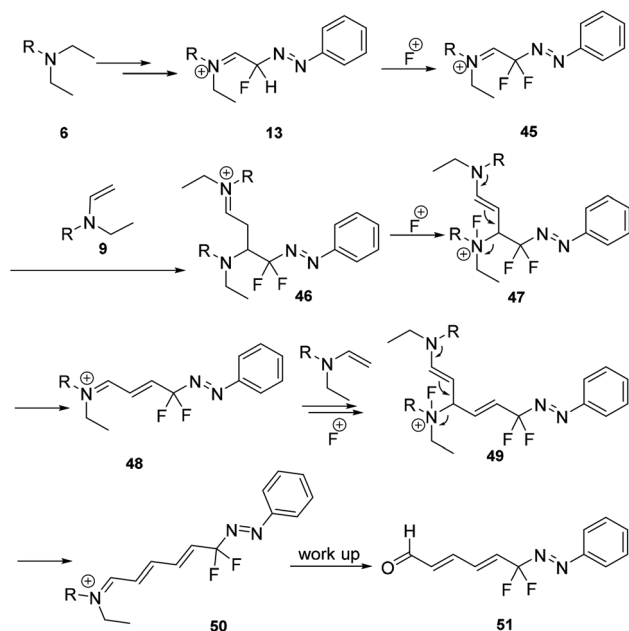
In 2015, Shen and co-workers developed a thermally stable NHC-ligated difluoromethylated silver complex [(SIPr)AgCF₂H]. By reaction of the complex with a variety of activated electrophiles containing aryl diazonium salts, the corresponding difluoromethylated azo compounds were obtained in excellent yields.³⁴

Recently, we also reported the first example of a mild and tuneable cascade reaction of aryl diazonium salts and trialkylamine in the presence of Selectfluor to prepare *gem*-difluorinated azo compounds without metals (Scheme 13).²⁴ A plausible mechanism was proposed as shown in Scheme 14. The early process was proposed to be the same as the formation of generating the monofluorinated intermediate **13** (Scheme 4). The formed intermediate **13** could react with Selectfluor to generate the *gem*-difluorinated azo intermediate **45**, which could react with enamine **9** to form intermediate **46**. After oxidation and elimination of **46**, the *gem*-difluorinated iminium ion **48** would be formed. After chain extension, the formed **50** could undergo hydrolysis to produce the *gem*-difluorinated azo compound **51**.

Except the desired products, the protonation byproduct of aryl diazonium salts and other unknown fluorinated byproducts were generated. Although low yields of *gem*-difluorinated azo compounds were found, the transformation itself attracts further investigation.

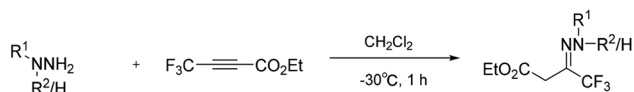
Synthesis of trifluoromethylated hydrazones

In 1992, Hamper and co-workers reported a convenient synthetic method to prepare 3-hydroxypyrazoles containing



Scheme 14 Mechanism of *gem*-difluorinated azo compound formation in Scheme 13.





Scheme 15 Trifluoromethylated hydrazones from substituted alkynyl ester.

either perhaloalkyl or sterically bulky substituents in the 5-position of the pyrazole ring from β -substituted acetylenic esters. With this method, the trifluoromethylated hydrazone was synthesised (Scheme 15) from the corresponding trifluoromethylated alkynyl ester,³⁵ and was directly collected from the water-methanol reaction mixture by filtration.

In 2003 and 2005, Boger and co-workers developed a method for trifluoromethylation of *N,N*-dimethylhydrazine. Trifluoromethyl ketone and *N,N*-dimethylhydrazine were used as precursors to obtain the substituted nitrogen-containing compounds (Scheme 16a).^{36–39} In 2009, Shi and Wei's group reported a method for preparing the corresponding bis(alkoxycarboxy)hydrazone from 1-(4-chlorophenyl)-2,2,2-trifluoroethanone. The reaction was suggested to proceed through an interesting Huisgen zwitterion intermediate, formed from the reaction of diisopropyl azodicarboxylate (DIAD) and $\text{P}(\text{OEt})_3$ (Scheme 16b).⁴⁰ Although the yield of this methodology was moderate, the tactics of utilizing trifluorinated ketones as building blocks could provide another alternative for the synthesis of trifluoromethyl hydrazones.

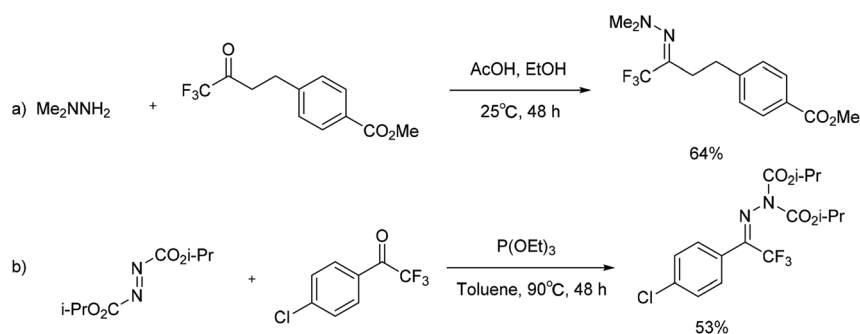
Other methods were also developed, for example, in 1989, Mison and co-workers reported the preparation of

trifluoromethyl substituted secondary aziridines, by reacting Grignard reagents with oximes or a *N,N,N*-trimethylhydrazonium salt bearing a trifluoromethyl substituent.⁴¹ Kinds of trifluoromethyl hydrazones or trifluoromethyl pyrazoles as the condensation intermediators were synthesised between 1982 and 1991.^{42–47}

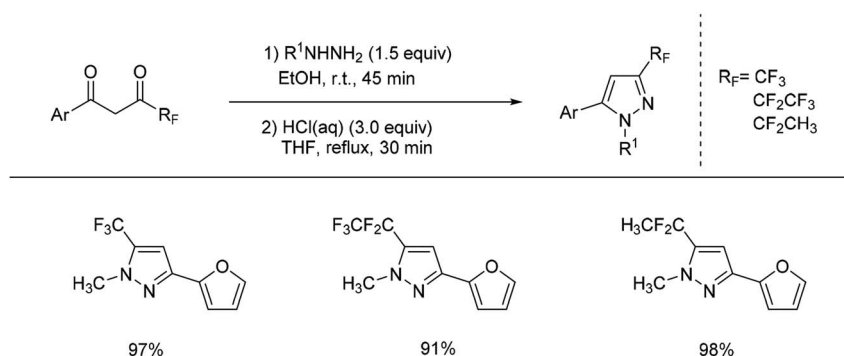
In 2005, trifluoromethylpyrazoles were prepared successfully by Lahm's group by reacting a suitable 1,3-diketone with substituted hydrazine using AcOH as solvent.⁴⁸ A similar work was developed by Fustero and coworkers in 2008 (Scheme 17).⁴⁹ The use of fluorinated alcohols as solvents dramatically increased the regioselectivity of the pyrazole formation, and its modification could be applied to straightforward synthesis of fluorinated pyrazole.

Possible mechanism for the formation of fluorinated pyrazoles is showed in Scheme 18, which explains the excellent levels of regioselectivity when fluorinated alcohols were used as solvents. The process proceeded *via* a step-by-step pathway. The highly electrophilic character of the carbonyl group adjacent to fluorinated functional groups was suggested to be enhanced by the high hydrogen bond donating ability of the fluorinated alcohol solvents **53**, which could make the rate of the hydrazine NH_2 group attack to be faster than that of the other carbonyl group, COAr .

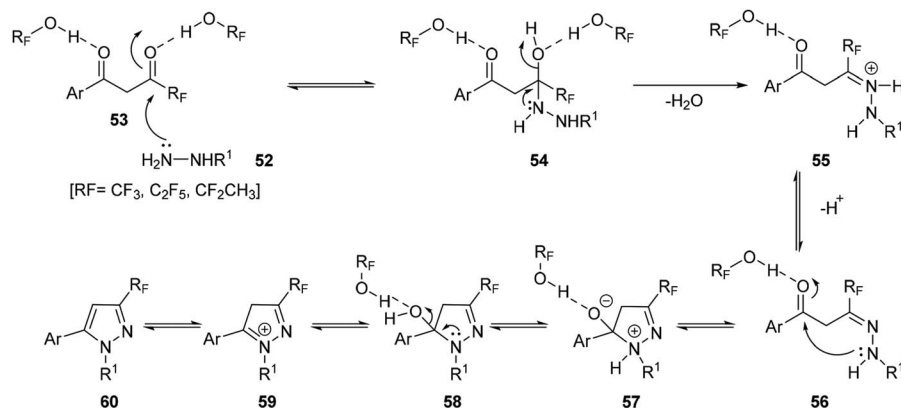
Subsequent loss of a water molecule from the intermediate **54** would generate the hydrazone intermediate **55**, a process that could be facilitated by both the strong ionizing power of the fluorinated alcohols solvents and their ability to solvate water. Finally, the intramolecular attack of the substituted nitrogen of



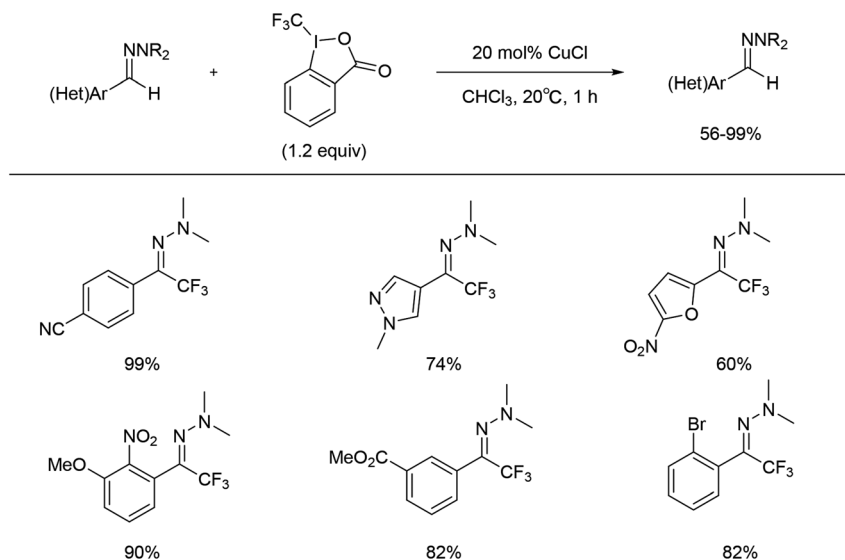
Scheme 16 Formation of trifluoromethylation of hydrazones *via* substituted ketone.



Scheme 17 Formation of trifluoromethylation of hydrazones *via* 1,3-diketone compounds.



Scheme 18 Mechanism for solvent hydrogen bonding enhanced region-selective *N*-methylpyrazoles formation.



Scheme 19 Copper catalysed trifluoromethylation of hydrazones with Togni's reagent as a fluorine source.

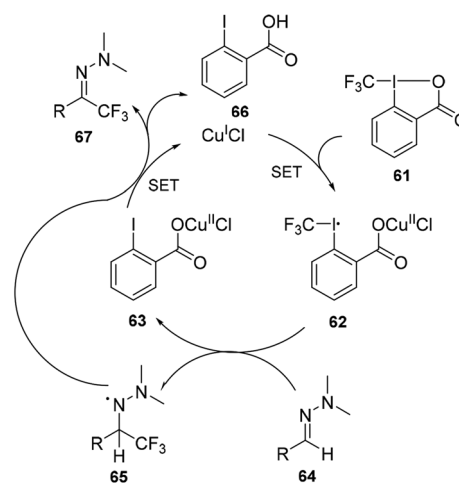
the hydrazone **56** to the activated COAr carbonyl, and the subsequent loss of water would produce the major isomer of the pyrazole derivative **60** (Scheme 18).

In 1995, Viehe and co-workers reported a methodology by which 3-trifluoroacetylactams could cyclize with hydrazine or with its methyl or phenyl derivative to generate a trifluoromethylpyrazole.⁵⁰

In 2015 and 2016, Leroux and co-workers also developed a general approach in the synthesis of fluoroalkyl pyrazoles by means of fluorinated iminium salts. Tuneable regioselectivity and broad substitution patterns was achieved by these methods.^{51,52}

Between 2013 and 2016, Bouyssi and co-workers reported a mild procedure for trifluoromethylation of (hetero)aromatic aldehyde or aldehyde *N,N*-dialkylhydrazones using the Togni hypervalent iodine reagent with copper catalysis (Scheme 19).^{53–56}

The reaction pathway was proposed to begin with the activation of Togni's reagent **61** by Cu^I via single-electron transfer



Scheme 20 Mechanism for copper catalysed trifluoromethylation of hydrazones in Scheme 19.



(SET) to form Cu^{II} species **62**, which could act as a trifluoromethyl radical donor. Reaction with the hydrazine **64** would generate (2-iodobenzoyloxy)copper(II) chloride **63** and the trifluoromethylated aminyl radical intermediate **65**, which could be stabilized by the lone pair of the adjacent nitrogen atom. Finally, oxidation of intermediate **65** with Cu^{II} could restore the hydrazone functional group to give the desired product **67** and recycle Cu^I (Scheme 20).

The copper-catalysed trifluoromethylation of hydrazone process was also effective for aliphatic aldehyde derivatives and heteroaryl derivatives, which demonstrated the wide applicability of this method. In addition, trifluoromethylated *N*-arylhydrazones have been proved to be suitable starting materials in the synthesis of trifluoromethyl ketones as well as 2-trifluoromethylindole derivatives.

Conclusion and future prospects

To summarize, significant advances have been made in the synthesis of fluorinated hydrazones during recent decades. Particularly, recent advances have allowed innovative approaches for C–H activation to prepare fluorinated hydrazones. Despite these excellent developments, some reactions still suffer from major drawbacks, such as harsh reaction conditions and limited substrate scope. The high reaction temperature required in some cases is a major concern. Moreover, gaining further insight into the reaction mechanism is essential for understanding and further developments. Developing cheaper metal catalysts like iron and cobalt into this chemistry would be more attractive. As valuable intermediates for organic-functional-group transformations, notably as precursors for substituted hydrazines or primary amines upon reductive cleavage of the N–N bond, and as chiral auxiliaries in asymmetric synthesis, the development of a general and practical method for the synthesis of fluorinated hydrazones is still highly desirable. The present challenges are expected to stimulate further development in the synthesis of fluorinated hydrazones.

Conflicts of interest

There are no conflicts to declare.

Acknowledgements

We gratefully thank the National Natural Science Foundation of China (No. 21707049), and the State Key Laboratory of Environmental Chemistry and Ecotoxicology, RCEES, CAS (KF2016-08).

Notes and references

- 1 S. Purser, R. P. Moore, S. Swallow and V. Gouverneur, *Chem. Soc. Rev.*, 2008, **37**, 320.
- 2 V. V. Grushin, *Acc. Chem. Res.*, 2010, **43**, 160.
- 3 T. Furuya, S. A. Kamlet and T. Ritter, *Nature*, 2011, **473**, 470.
- 4 T. Liang, C. Neumann and T. Ritter, *Angew. Chem., Int. Ed.*, 2013, **52**, 8214.
- 5 J. Ma and S. Li, *Org. Chem. Front.*, 2014, **1**, 712.
- 6 J. A. Cresswell, G. S. Davies, M. P. Roberts and E. J. Thomson, *Chem. Rev.*, 2015, **115**, 566.
- 7 G. M. Campbell and T. Ritter, *Chem. Rev.*, 2015, **115**, 612.
- 8 D. O'Hagan and H. Deng, *Chem. Rev.*, 2015, **115**, 634.
- 9 X. Xu, K. Matsuzaki and N. Shibata, *Chem. Rev.*, 2015, **115**, 731.
- 10 C. Ni, M. Hu and J. Hu, *Chem. Rev.*, 2015, **115**, 765.
- 11 X. Yang, T. Wu, J. R. Phipps and D. F. Toste, *Chem. Rev.*, 2015, **115**, 826.
- 12 N. M. Essex, O. M. Connell and B. P. Brown, *J. Int. Med. Res.*, 2012, **40**, 2251.
- 13 F. Giornal, S. Pazenok, L. Rodefeld, N. Lui, J. Vors and R. F. Leroux, *J. Fluorine Chem.*, 2013, **152**, 2.
- 14 J. Jiang and S. Zhu, *J. Fluorine Chem.*, 2008, **129**, 40.
- 15 F. Li, C. Sun and N. Wang, *J. Org. Chem.*, 2014, **79**, 8031.
- 16 O. V. Smirnov, I. M. Struchkova, E. D. Arkhipov, A. A. Korlyukov and D. A. Dilman, *J. Org. Chem.*, 2014, **79**, 11819.
- 17 C. A. Day and C. M. Whiting, *Org. Synth.*, 1988, **6**, 10.
- 18 G. Stork and J. Benaim, *Org. Synth.*, 1988, **6**, 242.
- 19 R. F. Japp and F. Klingemann, *Ber. Dtsch. Chem. Ges.*, 1887, **20**, 2942.
- 20 R. F. Japp and F. Klingemann, *Ber. Dtsch. Chem. Ges.*, 1887, **20**, 3284.
- 21 R. F. Japp and F. Klingemann, *Ber. Dtsch. Chem. Ges.*, 1887, **20**, 3398.
- 22 V. Y. Burgart, S. A. Fokin, G. O. Kuzueva, N. O. Chupakhin and I. V. Saloutin, *J. Fluorine Chem.*, 1998, **92**, 101.
- 23 C. Reichardt and K. Halbritter, *Chem. Ber.*, 1973, **106**, 1661.
- 24 R. Guo, Z. Zhang, F. Shi and P. Tang, *Org. Lett.*, 2016, **18**, 1008.
- 25 S. Wagaw, H. B. Yang and S. L. Buchwald, *J. Am. Chem. Soc.*, 1998, **120**, 6621.
- 26 S. Wagaw, B. H. Yang and S. L. Buchwald, *J. Am. Chem. Soc.*, 1999, **121**, 10251.
- 27 O. R. Thiel, M. M. Achmatowicz, A. Reichelt and R. D. Larsen, *Angew. Chem., Int. Ed.*, 2010, **49**, 8395.
- 28 A. Prieto, R. Melot, D. Bouyssi and N. Monteiro, *Angew. Chem., Int. Ed.*, 2016, **55**, 1885.
- 29 A. Prieto, R. Melot, D. Bouyssi and N. Monteiro, *ACS Catal.*, 2016, **6**, 1093.
- 30 M. C. Belhomme, T. Poisson and X. Pannecoucke, *Org. Lett.*, 2013, **15**, 3428.
- 31 H. Jiang, Y. Chen, B. Chen, H. Xu, W. Wan, H. Deng, K. Ma, S. Wu and J. Hao, *Org. Lett.*, 2017, **19**, 2406.
- 32 P. Xu, G. Wang, Y. Zhu, W. Li, Y. Cheng, S. Li and C. Zhu, *Angew. Chem., Int. Ed.*, 2016, **55**, 2939.
- 33 J. Xie, T. Zhang, F. Chen, N. Mehrkens, F. Rominger, M. Rudolph and A. S. K. Hashmi, *Angew. Chem., Int. Ed.*, 2016, **55**, 2934.
- 34 Y. Gu, D. Chang, X. Leng, Y. Gu and Q. Shen, *Organometallics*, 2015, **34**, 3065.
- 35 B. C. Hamper, M. L. Kurtzweil and J. P. Beck, *J. Org. Chem.*, 1992, **57**, 5680.



- 36 Y. Zhang, J. Desharnais, T. H. Marsilje, C. Li, M. P. Hedrick, L. T. Gooljarsingh, A. Tavassoli, S. J. Benkovic, A. J. Olson, D. L. Boger and I. A. Wilson, *Biochemistry*, 2003, **42**, 6043.
- 37 J. Desharnais, I. Hwang, Y. Zhang, A. Tavassoli, J. Baboval, S. J. Benkovic, I. A. Wilson and D. L. Boger, *Bioorg. Med. Chem.*, 2003, **11**, 4511.
- 38 Y. Chong, I. Hwang, A. Tavassoli, M. E. Webb, Y. Zhang, I. A. Wilson, S. J. Benkovic and D. L. Boger, *Bioorg. Med. Chem.*, 2005, **13**, 3587.
- 39 H. Cheng, I. Hwang, Y. Chong, A. Tavassoli, M. E. Webb, Y. Zhang, I. A. Wilson, S. J. Benkovic and D. L. Boger, *Bioorg. Med. Chem.*, 2005, **13**, 3593.
- 40 X. Liu, Y. Wei and M. Shi, *Org. Biomol. Chem.*, 2009, **7**, 4708.
- 41 K. Quinze, A. Laurent and P. Mison, *J. Fluorine Chem.*, 1989, **44**, 211.
- 42 H. M. Marsden, K. Yasufuku and J. M. Shreeve, *Inorg. Chem.*, 1983, **22**, 1202.
- 43 C. Aubert, J. P. Begue, M. Charpentier-Morize, G. Nee and B. Langlois, *J. Fluorine Chem.*, 1989, **44**, 377.
- 44 Y. Kamitori, M. Hojo, R. Masuda, Y. Kawamura and X. Fand, *Heterocycles*, 1990, **31**, 2103.
- 45 K. Burger, O. Dengler and D. Huebl, *J. Fluorine Chem.*, 1982, **19**, 589.
- 46 C. Maliverney and H. G. Viehe, *Tetrahedron Lett.*, 1990, **31**, 6339.
- 47 P. E. Reed and J. A. Katzenellenbogen, *J. Med. Chem.*, 1991, **34**, 1162.
- 48 G. P. Lahm, T. P. Selby, J. H. Freudenberger, T. M. Stevenson, B. J. Myers, G. Seburyamo, B. K. Smith, L. Flexner, C. E. Clark and D. Cordova, *Bioorg. Med. Chem. Lett.*, 2005, **15**, 4898.
- 49 S. Fustero, R. Roman, J. F. Sanz-Cervera, A. Simon-Fuentes, A. C. Cunat, S. Villanova and M. Murguía, *J. Org. Chem.*, 2008, **73**, 3523.
- 50 J.-P. Bouillon, H. Frisque, M. Anne, Z. Janousek and H. G. Viehe, *Heterocycles*, 1995, **40**, 661.
- 51 E. Schmitt, G. Landelle, J.-P. Vors, N. Lui, S. Pazenok and F. R. Leroux, *Eur. J. Org. Chem.*, 2015, 6052.
- 52 E. Schmitt, A. Panossian, J.-P. Vors, C. Funke, N. Lui, S. Pazenok and F. R. Leroux, *Chem.-Eur. J.*, 2016, **22**, 11239.
- 53 E. Pair, N. Monteiro, D. Bouyssi and O. Baudoin, *Angew. Chem., Int. Ed.*, 2013, **52**, 5346.
- 54 A. Prieto, E. Jeamet, N. Monteiro, D. Bouyssi and O. Baudoin, *Org. Lett.*, 2014, **16**, 4770.
- 55 A. Prieto, M. Landart, O. Baudoin, N. Monteiro and D. Bouyssi, *Adv. Synth. Catal.*, 2015, **357**, 2939.
- 56 A. Prieto, D. Bouyssi and N. Monteiro, *Asian J. Org. Chem.*, 2016, **5**, 742.

