

CrossMark  
click for updatesCite this: *Chem. Sci.*, 2017, 8, 1790

# Room temperature decarboxylative cyanation of carboxylic acids using photoredox catalysis and cyanobenziodoxolones: a divergent mechanism compared to alkylation†

Franck Le Vaillant, Matthew D. Wodrich and Jérôme Waser\*

The one-step conversion of aliphatic carboxylic acids to the corresponding nitriles has been accomplished *via* the merger of visible light mediated photoredox and cyanobenziodoxolones (CBX) reagents. The reaction proceeded in high yields with natural and non-natural  $\alpha$ -amino and  $\alpha$ -oxy acids, affording a broad scope of nitriles with excellent tolerance of the substituents in the  $\alpha$  position. The direct cyanation of dipeptides and drug precursors was also achieved. The mechanism of the decarboxylative cyanation was investigated both computationally and experimentally and compared with the previously developed alkylation reaction. Alkylation was found to favor direct radical addition, whereas further oxidation by CBX to a carbocation and cyanide addition appeared more favorable for cyanation. A concerted mechanism is proposed for the reaction of radicals with EBX reagents, in contrast to the usually assumed addition elimination process.

Received 4th November 2016  
Accepted 13th December 2016

DOI: 10.1039/c6sc04907a

www.rsc.org/chemicalscience

## 1. Introduction

Nitriles are extremely useful building blocks in organic synthesis and material science, especially in the synthesis of nitrogen containing heterocycles.<sup>1</sup> Aliphatic nitriles in particular have found various applications in the fine chemicals industry, both as building blocks and final products in natural and synthetic bioactive compounds.<sup>1b,2</sup> For example, anastrozole (1) is a blockbuster developed by AstraZeneca and is the drug of choice for treating breast cancer.<sup>3a</sup> Saxagliptin (2) is a classic drug for treating diabetes.<sup>3b</sup> Odanacatib (3), which is currently being developed by Merck, is expected to be a top selling drug for osteoporosis and bone metastasis in the upcoming years (Fig. 1).<sup>3c</sup> Nitriles often exhibit some bioactivity as bio-isosteres of carbonyl, halogens or others pharmacophores.<sup>2a</sup> Furthermore, the corresponding tetrazoles obtained after [3 + 2] cycloaddition with azides<sup>4</sup> are also considered as bio-isosteres of the carboxylic acid group.<sup>5</sup>

Considering their importance, it is not surprising that many methods for the installation of nitriles have been developed (Scheme 1).<sup>1</sup> Nucleophilic substitutions on primary alkyl halides are well established (Kolbe nitrile synthesis, Scheme 1A).<sup>6</sup> However, side reactions like eliminations can proceed easily under these conditions. Furthermore, the alkyl halide

precursors must first be synthesized. To overcome this limitation, C–H activation has recently received growing interest (Scheme 1B). However, it often encounters selectivity issues, needs high catalyst loading, and is limited to  $Csp^2$  carbons (using Rh, Co, Cu or Fe catalysts)<sup>7</sup> or weak  $Csp^3$ –H bonds, especially  $\alpha$  to heteroatoms (using metal catalysts,<sup>8</sup> or Hydrogen Atom Transfer (HAT)/oxidative methods).<sup>9</sup>

As broadly available substrates, carboxylic acids are attractive starting materials (Scheme 1C). Indeed, in nature, nitriles are synthesized through an enzymatic cascade starting from  $\alpha$ -amino acids *via* a decarboxylative formation of aldoximes followed by dehydration.<sup>10</sup> In synthetic chemistry, carboxylic acids have also been used to access nitriles. However, classical methods also involve multi-step procedures *via* the formation of amides or oximes followed by dehydration.<sup>11</sup> Consequently, more efficient single step methods for the conversion of carboxylic acids to nitriles are needed.

In principle, a direct carboxylic acids–nitrile exchange would be a very efficient approach. However, this reaction occurs only at very high temperature (Scheme 2A).<sup>12</sup> It was optimized by



Fig. 1 Importance of aliphatic nitriles in pharmaceuticals.

Laboratory of Catalysis and Organic Synthesis, Institut des Sciences et Ingénierie Chimiques, École polytechnique fédérale de Lausanne, CH-1015 Lausanne, Switzerland. E-mail: jerome.waser@epfl.ch

† Electronic supplementary information (ESI) available. See DOI: 10.1039/c6sc04907a





Scheme 1 Applications and classical methods for nitriles synthesis.

Klein in 1971 by heating carboxylic acids at 285 °C in the presence of  $\alpha$ -methylglutaronitrile and phosphoric acid.<sup>12a</sup> This method has been applied in continuous flow by Kappe and Cantillo in 2013.<sup>12b</sup> An approach allowing milder reaction conditions is based on the radical decarboxylation of carboxylic acids followed by trapping of the *in situ* generated nucleophilic radical with a cyanation reagent. Barton and co-workers have developed a two steps visible light promoted decarboxylation *via* *N*-hydroxy-2-thiopyridone esters – the so called “Barton Esters” (Scheme 2B).<sup>13</sup> Different reagents have been used to perform the cyanation of radicals, such as tosyl cyanide and organophosphoryl cyanides.<sup>13,14</sup> Nevertheless, in this approach activation of the acids as Barton esters is required, leading to an additional synthetic step. A one-step decarboxylative cyanation of broadly available carboxylic acids would be therefore of high interest.

In this regard, visible light mediated catalysis has emerged as a powerful method for generating radicals with high chemoselectivity under mild conditions.<sup>15</sup> In 2011, Rueping and co-workers reported a photoredox mediated oxidative Strecker reaction of tertiary amines using an iridium catalyst.<sup>16</sup> In 2016,

Opatz and co-workers were able to use an organic photocatalyst to promote this reaction.<sup>17</sup> The same year, Xu and coworkers developed a cyanation of potassium alkyltrifluoroborates *via* photoredox catalysis using tosyl cyanide.<sup>18</sup> The scope is limited to hydrocarbon-derived borates, and an excess of external oxidant and TFA is required. Recently, efficient photoredox-catalyzed decarboxylative transformations of carboxylic acids have been reported.<sup>19</sup> In particular, the merger of photoredox catalysis and hypervalent iodine reagents for the decarboxylative alkylation of aliphatic acids has been successfully and independently described by our group and the Xiao group.<sup>20</sup> Key for success in this transformation was the use of ethynylbenziodoxolones (EBX reagents).

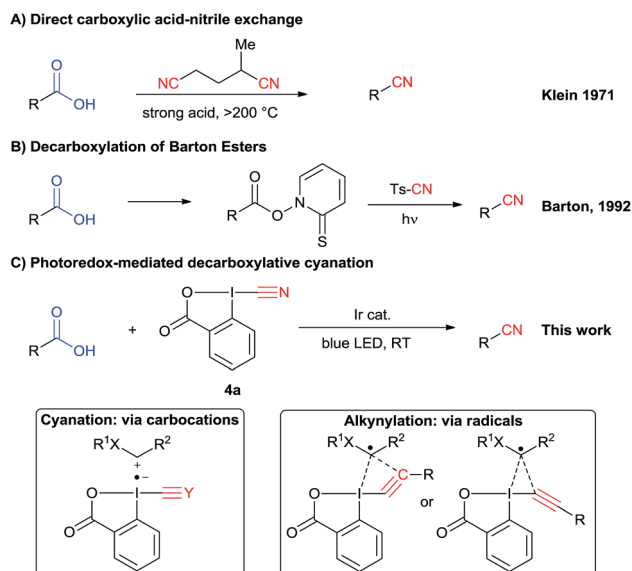
The corresponding cyanobenziodoxolone (CBX) reagent **4a** was synthesized by Zhdankin and co-workers and used in the C–H cyanation of dialkylaryl amines.<sup>21</sup> A radical pathway is probable for this transformation. Since then, cyanobenziodoxolones have successfully been used in the cyanation of nucleophiles,<sup>22</sup> but have not yet been used in decarboxylative cyanation.<sup>23</sup> Based on Zhdankin thermal cyanation with CBX and our previous decarboxylative alkylation using EBX reagents and photoredox catalysis, we envisioned that CBX derivatives could be suitable reagents for the photoredox mediated cyanation of aliphatic acids using commercially available blue LEDs.

Herein, we report the successful implementation of this strategy using an iridium photoredox catalyst (Scheme 2C). The scope of the decarboxylative cyanation is broad, allowing the functionalization of various  $\alpha$ -amino and  $\alpha$ -oxy acids. Valuable intermediates in the synthesis of drugs have been synthesized in good yield. Dipeptides are also suitable for this transformation. Finally, we investigated the mechanism of both the previously developed alkylation and the new cyanation. Based on experimental and computational data, we proposed different mechanisms for the two reactions, involving radical or carbocationic intermediates for alkylation and cyanation, respectively. In the case of the alkylation reaction, we further challenge the commonly accepted addition–elimination mechanism and propose that a concerted mechanism may be competitive.

## 2. Results and discussion

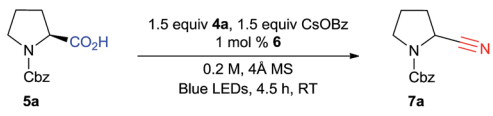
### Optimization of the decarboxylative cyanation

We began our investigations with the decarboxylative cyanation of protected proline **5a** using the same conditions as we had reported for alkyne transfer (with 1 mol% Ir[dF(CF<sub>3</sub>)ppy]<sub>2</sub>-(dtbbpy)PF<sub>6</sub> (**6**), 3 equivalents CsOBz at room temperature in DCE, Table 1).<sup>20a,24</sup> We were pleased to isolate 40% of the desired nitrile **7a** after 4.5 h (entry 1). The moderate yield was mostly due to the formation of alcohol **8** as a side product. The origin of the oxygen atom could be either dioxygen or water, but as the reaction was done in degassed DCE, we speculated that the most probable source was water. Indeed, the formation of alcohol **8** could be suppressed by the addition of 4 Å molecular sieves. Together with a lower amount of cesium benzoate (1.5 equiv. instead of 3.0 equiv.), this led to an improvement of yield (78%) as well as reproducibility (entry 2). Decreasing the

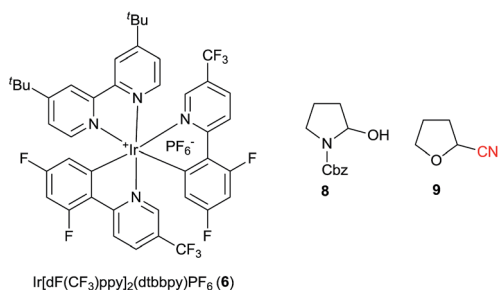


Scheme 2 More efficient methods to convert carboxylic acids to nitriles.



**Table 1** Optimization of the photoredox mediated decarboxylative cyanation of carboxylic acid **5a**


Entry	Concentration (M)	Solvent	Conversion <sup>a</sup> (%)	Yield <sup>b</sup> (%)
1 <sup>c</sup>	0.20	DCE	>95	40
2	0.20	DCE	>95	78
3	0.05	DCE	90	46
4	0.10	DCE	>95	72
5 <sup>d</sup>	0.33	DCE	>95	48
6	0.20	DMF/DMSO	>95	Decomp.
7	0.20	MeCN/toluene	Low	Not isolated
8	0.20	DCM	>95	75
9	0.20	THF	>95	87
10	0.10 <sup>d</sup>	Dioxane	>95	84



<sup>a</sup> Reaction conditions: 0.10 mmol **5a** (1 equiv.), 0.15 mmol **4a** (1.5 equiv.), 1 μmol **6** (0.01 equiv.) in DCE (0.5 mL) for 4.5 h at RT. The conversion of **5a** by NMR is given. <sup>b</sup> Isolated yield after preparative TLC. <sup>c</sup> Same conditions used as for the decarboxylative alkylation (3.0 equiv. CsOBz, no MS). <sup>d</sup> Solubility issue at 0.33 M.

concentration to 0.05 M led to a decrease in yield to 46% (entry 3), while a concentration of 0.10 M afforded 72% of **8** (entry 4). Solubility issues started to be significant at 0.33 M, resulting in a lower yield (48%) (entry 5). A strong effect of the solvent was also observed: highly polar solvent such as DMF or DMSO led only to decomposition, while acetonitrile and toluene allowed the reaction to proceed, but only very slowly (entries 6 and 7). Performing the reaction in DCM did not affect the yield (entry 8). Finally, cyclic ethers such as THF and 1,4-dioxane were found to be the best solvents for this transformation (87 and 84% respectively, entries 9 and 10). Although small amounts of  $\alpha$ -cyano-THF (**9**) could be isolated at the end of the reaction, the use of THF as solvent gave reproducibly better results. It is noteworthy that CsOBz was again the best base for this transformation, and especially CsOAc and Cs<sub>2</sub>CO<sub>3</sub> did not lead to formation of the product (results not shown).

The structure of the reagent is important, particularly the core of the five-membered ring: 1-cyano-3,3-dimethyl-1,2-benziodoxole (CDBX, **4b**) did not promote formation of **7a**, instead generating only THF 2-carbonitrile (**9**) (Scheme 3). Electron withdrawing groups in *para* position to the iodine (CBX **4c** and **4d**) led to lower yields. The reaction was not complete with **4d**,

**Scheme 3** Screening of cyanation reagents.

maybe due to the poorer solubility of this reagent. More electron-rich reagent **4e** afforded a lower yield. Acyclic iodine reagent **4f** led to no cyanation. Under these conditions, BrCN and ICN gave the product in less than 10%, and no reactivity was observed using tosyl cyanide. Only decomposition is observed when KCN is used. These results showed the superiority of benziodoxone reagents as a cyanide source. Furthermore, CBX (**4a**) is a user friendly reagent, as it is a crystalline solid with a high melting point.

### Investigation of the reaction scope

We then turned our attention to the scope of the reaction with amino acids (Scheme 4). When the reaction was scaled up from 0.10 mmol to 0.30 mmol, nitrile **7a** was obtained in 89% yield. In this case, 9% of side product **9** was also observed.<sup>25</sup> While in the previously developed alkylation the reaction was sensitive to the substituent in  $\alpha$  position of the amino acids, giving broadly varying yields, the decarboxylative cyanation is more general. In fact, both natural and unnatural  $\alpha$ -amino acids can be functionalized in good yield in 5 to 18 hours under mild conditions. Different protecting groups, such as Cbz, Boc and Fmoc could be used, and cyanated proline derivatives **7a-c** were obtained in excellent yield (86–92%). In the case of a less electron-withdrawing benzyl protecting group, cyanation still occurred, but only in 43% yield (product **7d**). A free alcohol was tolerated to give 3-hydroxy proline derivatives **7e** in 90% yield. Boc-protected piperidine **5f** can be cyanated in 72% yield (product **7f**). The reaction of Cbz-protected tetrahydroisoquinoline 3-carboxylic acid (**5g**) was site selective, yielding 65% of a single regioisomer **7g**. From non-cyclic amino acids, primary, secondary and tertiary  $\alpha$ -amino radicals can be generated and cyanated smoothly to furnish the corresponding nitriles **7h-j**, although the yield is lower with tertiary radicals (51% for **7j**). Valine, leucine and phenylalanine (**5k-m**) are suitable substrates (products **7k-m**, 78–82%). For secondary radicals, the steric in  $\alpha$  position did not strongly influence the reaction outcome. A benzyl ether was also tolerated in the transformation (product **7n**, 80%). Protected glutamate, methionine and lysine **5o-q** can be converted into the corresponding nitriles **7o-q** in good to excellent yields (59–83%). The fact that the decarboxylative cyanation worked on methionine is especially noteworthy, as electrophilic cyanation reagents such





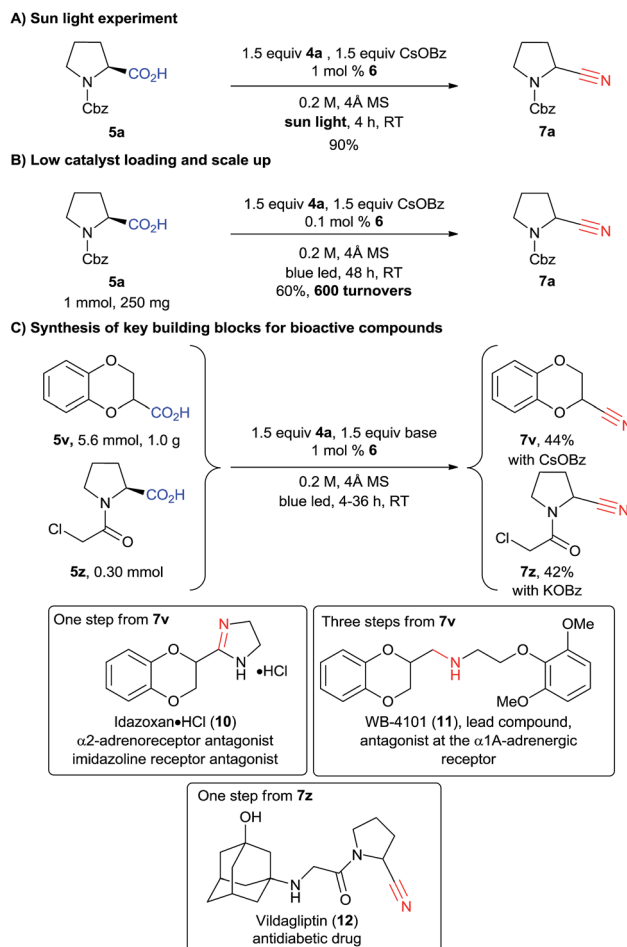
**Scheme 4** Scope of carboxylic acids. Reaction conditions: carboxylic acid (5, 0.30 mmol, 1.0 equiv.), CBX reagent (4a, 0.45 mmol, 1.5 equiv.), 6 (4.5  $\mu$ mol, 0.015 equiv.), CsOBz (0.45 mmol, 1.5 equiv.), 4 Å molecular sieves (30 mg), THF (1.5 mL), 25–34 °C, blue LEDs irradiation for 5 to 18 h. Isolated yield after purification by column chromatography is given.

as cyanogen bromide are known to react with this amino acid.<sup>26</sup> Two dipeptides (*Z*-Gly-Pro-OH (5r) and *Z*-D-Phe-Pro-OH (5s)) could also be cyanated (products 7r and 7s). Cyanide 7s was obtained as a mixture of diastereoisomers. These preliminary results are promising for the cyanation of more complex amino acids. On the other hand, the reaction was not successful for tryptophan derivatives or when a sulfur atom was present in the  $\beta$  position (products 7t and 7u).

We then turned to other classes of substrates and were pleased to see that oxy-acids also underwent decarboxylative cyanation. Cyclic or acyclic compounds are both suitable for the reaction (products 7v–x). Lower yield was obtained in the case of acyclic phenol ether (product 7x).  $\alpha$ -Thio cyanide 7y could not be obtained under these reaction conditions. Furthermore, in contrast to the alkylation reaction, only low yields were obtained in the case of carboxylic acids lacking the  $\alpha$  heteroatom (<20%, results not shown). In this case, the major product obtained were the anhydrides resulting from the condensation of two carboxylic acids 5 or one carboxylic acid 5 and benzoic acid.

We then wondered if natural light could be used to promote the reaction. Indeed, after only four hours of sunlight

irradiation, 7a was obtained in 90% yield (compared with 89% for blue LEDs, Scheme 5A). The reaction can also be scaled up to 1 mmol using only 0.1 mol% of catalyst 6, with a slight decrease of yield, as 7a was obtained in 60% yield after 48 h of irradiation (corresponding to 600 turnovers, Scheme 5B). To further highlight the utility of our methodology, 1,4-benzodioxan-2-carbonitrile (7v) was synthesized at the gram scale in 44% yield from the corresponding acid 5v (Scheme 5C). The drop in yield is probably due to the less efficient irradiation on larger scale. Nitrile 7v is the common key intermediate in the synthesis of various types of receptor antagonists (calcium, imidazoline,  $\alpha$ 2-adrenoreceptor), such as commercialized idazoxan (10) or lead compound WB-4101 (11) (Scheme 5).<sup>27</sup> Another interesting application is the cyanation of carboxylic acid 5z, which can be obtained in one step from proline. Building block 7z can then be used to access the important antidiabetic drug vildagliptin (12) in only one step.<sup>28</sup> However, acid 5z contains a highly reactive  $\alpha$ -chloro amide unit, which was unfortunately not compatible with our standard reaction conditions. We speculated that cesium benzoate was reacting with the substrate due to its high nucleophilicity.<sup>29</sup> Indeed, when potassium benzoate was used as base, the desired product 7z could be obtained in 42% yield.



**Scheme 5** Sun light experiment (A), scale up (B) and synthesis of key building blocks (C).



## Mechanism and computational studies

When comparing the results obtained in our previous work on alkylation<sup>20a</sup> with the decarboxylative cyanation, the transformations appear very similar upon first look: both reactions proceeded with the same catalyst and the benziodoxolone core of the hypervalent iodine reagents used was identical. Nevertheless, two important observations indicated that the reaction mechanism may be different:

(1) The scope of the reaction was different: the alkylation works with all classes of carboxylic acids. The presence of an  $\alpha$  heteroatom is beneficial, but not crucial for success. On the other hand, the cyanation reaction had a broader scope than the alkylation in the case of amino acids, but did not work well for simple aliphatic acids.

(2) Side product **8** observed in the presence of moisture for the cyanation reaction was not observed in the case of the alkylation reaction.

Taken together, these results seemed to indicate that the cyanation reaction may occur *via* an intermediate with higher carbocation character. To support this speculation, the reaction mechanism was studied in more detail, both experimentally and *via* computation.

A speculative mechanism including different possible pathways is presented in Scheme 6.<sup>30</sup> An important feature of this photoredox mediated Csp<sup>3</sup>-Csp coupling is the ability of carboxylic acids to undergo CO<sub>2</sub> extrusion (Scheme 6A). It is now well established that Ir[dF(CF<sub>3</sub>)ppy]<sub>2</sub>(dtbbpy)PF<sub>6</sub> (**6**) can generate the excited state \*Ir[dF(CF<sub>3</sub>)ppy]<sub>2</sub>(dtbbpy)PF<sub>6</sub> (**6**\*) under visible light irradiation.<sup>15</sup> This catalytic species is strongly oxidizing ( $E_{1/2}(\text{Ir}^{\text{III}}/\text{Ir}^{\text{II}}) = +1.21$  V vs. SCE) and can lead to a thermodynamically favored single electron transfer (SET) with the *in situ* generated cesium carboxylate **I** (+0.95 V for Boc-Pro-OCs vs. SCE),<sup>19f</sup> generating the strongly reducing Ir(II) complex **6**<sup>red</sup> and the carboxy radical which undergoes immediate decarboxylation to give nucleophilic radical **II**. Intermediate **II** can then react with the hypervalent iodine reagents to give iodine centered radical **III**. To close the catalytic cycle, we assume that radical **III** can be reduced by the strongly reducing Ir(II) **6**<sup>red</sup> ( $E_{1/2}(\text{Ir}^{\text{III}}/\text{Ir}^{\text{II}}) = -1.37$  V vs. SCE), thus regenerating the ground state photocatalyst Ir[dF(CF<sub>3</sub>)ppy]<sub>2</sub>(dtbbpy)PF<sub>6</sub> (**6**).

Both the alkylation and cyanation products were racemic, supporting the formation of either a radical or carbocation intermediate. To further support the existence of carbon centered radical **II**, we turned to radical clock and/or trapping experiments (Scheme 7). A radical clock experiment with cyclopropane **16** and EBX reagent **13b** led to the formation of ring-opening product **17**, confirming the intermediacy of radicals in the case of the alkylation reaction. A similar experiment has also been done by Xiao and co-workers.<sup>20b</sup> In order to have a radical clock which could be used in both reactions, we then examined cyclopropyl amino acid **18**. In the case of the alkylation reaction, alkyne **19** could be isolated in 20% yield. This product probably resulted from the hydrolysis of the expected enamide **20**. However, we were not able to isolate any product from the corresponding cyanation reaction. We therefore attempted a radical trap experiment with TEMPO in the

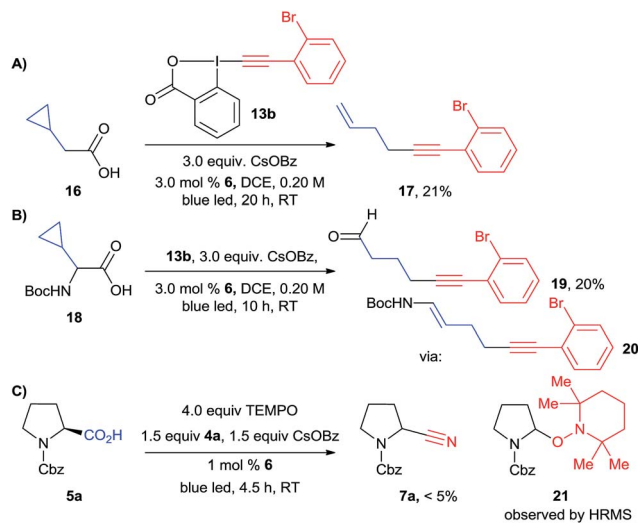


Scheme 6 Speculative mechanism for the decarboxylative cyanation and alkylation reactions.

cyanation reaction of protected proline **5a**. In this case, the formation of the cyanation product was completely inhibited, and a mass corresponding to TEMPO-adduct **21** could be observed by high resolution mass spectrometry. The presence of radical intermediate **II** is therefore strongly supported for the alkylation reaction. For the cyanation, it can be only considered as probable at this stage, as TEMPO can also act as a SET reagents and not only as a radical trap when photoredox catalytic cycles are considered.

After alkylation or cyanation, the catalytic cycle would be closed by reduction of the formed radical **III** by iridium complex **6**<sup>red</sup>.<sup>31</sup> It is very challenging to gain further information about this catalytic step, due to the high reactivity of intermediate **III**. Nevertheless, recent computations performed by Chen and co-workers supported the fact that radical **III** is best described as a resonance structure including an iodine and an oxygen centered radical.<sup>32</sup> The resulting enhanced stability may have





Scheme 7 Experiments supporting the existence of a carbon centered radical intermediate II.

several effects: first, it will make formation of the radical easier, and therefore accelerate the cyanation or alkylation step. Second, it should make reduction more difficult, rationalizing the need for a photoredox catalyst with a relatively strong reduction potential. To support this hypothesis, we computed the reduction potential of radical **III**, as this value could not be obtained so far experimentally, and obtained 0.25 V.<sup>33</sup> The reduction potential of complex **6<sup>red</sup>** is  $-1.37$  V vs. SCE, therefore the speculated catalytic step at least appears thermodynamically feasible. Third, decarboxylation to give an aryl radical becomes more difficult, preventing potential side reactions resulting from these highly reactive species.

With a crude picture of the general mechanism in hand, we then turned to the investigation of the key alkylation/cyanation step (Scheme 6B). Li and co-workers proposed  $\alpha$ -addition followed by  $\beta$ -elimination as mechanism for the reaction of radicals with EBX reagents in their seminal work in 2012 (path a).<sup>34</sup> This mechanism could also be proposed for the cyanation reaction. However, based on our work on the reaction of thiol anions and radicals with EBX and CBX reagents,<sup>22b,35</sup> which highlighted a more complex mechanistic picture, we wondered if other reaction pathways would also be accessible for carbon centered radicals. In particular, a one-step concerted  $\alpha$ -addition/elimination mechanism could also be considered (path b). Furthermore, it is difficult to exclude directly a mechanism involving  $\beta$ -addition, followed by  $\alpha$ -elimination and 1,2-shift (path c). Nevertheless, this mechanism appears less probable in the case of the cyanation reaction, as stable isonitrile products should have been isolated. However, none of these mechanisms would explain well the differences observed between the cyanation and the alkylation reactions. In particular, the formation of alcohol **8** in the presence of water and absence of oxygen strongly supports the existence of an iminium intermediate in the case of proline derivative **5a**. Indeed, when the reaction was run in presence of <sup>18</sup>O labelled water, isotope incorporation in product **8** was observed. We therefore propose a new reaction

mechanism involving single electron transfer from radical **II** to the benziodoxolone reagent to give the radical ion pair **d1** (path d). In fact, the oxidation of  $\alpha$ -amino radicals to iminiums is well established.<sup>36</sup> Collapse of the radical anion to give the carbanion followed by recombination with the carbocation will lead to the observed product and generate iodine centered radical **III**. In principle, activated iridium catalyst **6\*** could also oxidize radical **II**, but as both species are present in catalytic amounts, this appears less probable. In this case, cyanation should also be observed in the presence of a nucleophilic cyanation reagent, but no product was obtained when the reaction was done in the presence of KCN without CBX (**4a**). Furthermore, formation of alcohol **8** would have been expected independently of the reagent used, and it was observed only in the case of cyanation. Our working hypothesis was, therefore, that path d would be favored for CBX reagents, but not for EBX.

To gain further insight into the reactivity differences between the two classes of reagents, competition experiments were run between TIPS-EBX (**13a**) and CBX (**4a**) on proline derivative **5a**. Cyanation was favored, showing the higher reactivity of CBX (**4a**). This result allowed us to exclude that the formation of side product **8** was avoided by a faster reaction in the case of the alkylation reaction. To further support the presence of an iminium intermediate, we ran the cyanation reaction in the presence of C13 labelled potassium cyanide. Indeed, 2.2% C13 incorporation was observed. However, a control experiment showed that cyanide exchange was occurring directly on CBX (**4a**) under the reaction conditions. Consequently, this experiment cannot be used to further support the existence of an iminium intermediate.

Therefore, we turned to density functional theory (DFT) computations to further support two different mechanistic pathways (Fig. 2). Both the alkylation and the cyanation of proline derivatives **5a** with TIPS-EBX (**13a**) and CBX (**4a**) were computed at the PBE0-dDsC/TZ2P//M06/def2-SVP theoretical level (see Computational details for additional information) for mechanistic paths b–d (Fig. 2). In order to reproduce the solvent effect, an implicit continuum model for realistic solvents (COSMO-RS) was used, with DCE for the alkylation and THF for the cyanation. For both reactions, we were unable to locate a reaction intermediate corresponding to the frequently proposed radical intermediate **a<sub>1</sub>** following path a. Therefore, only paths b–d are represented. For the alkylation reaction, both path b and c starts with a van der Waals interaction complex **b<sub>0</sub>/c<sub>0</sub>**, the formation of which is endothermic (Fig. 2A). From this intermediate, both a transition state **b<sub>TS1</sub>** leading directly to the alkylation product **14a** via concerted  $\alpha$  addition and a transition state **c<sub>TS1</sub>** leading to radical intermediate **c<sub>1</sub>** via  $\beta$ -addition could be located. The energies of both transition states are very close, indicating that the reaction could follow both pathways simultaneously. From radical **c<sub>1</sub>**, bond dissociation to generate radical **III** is followed by a barrierless 1,2-silicon shift to give alkylation product **14a**. Finally, the SET pathway d was computed. For the steps involving electron-transfer, no energy barrier was determined for the outer sphere transfer mechanism.<sup>37</sup> Electron-transfer from TIPS-EBX (**13a**) to radical **II** was found to be feasible, with only 11.3 kcal mol<sup>-1</sup>



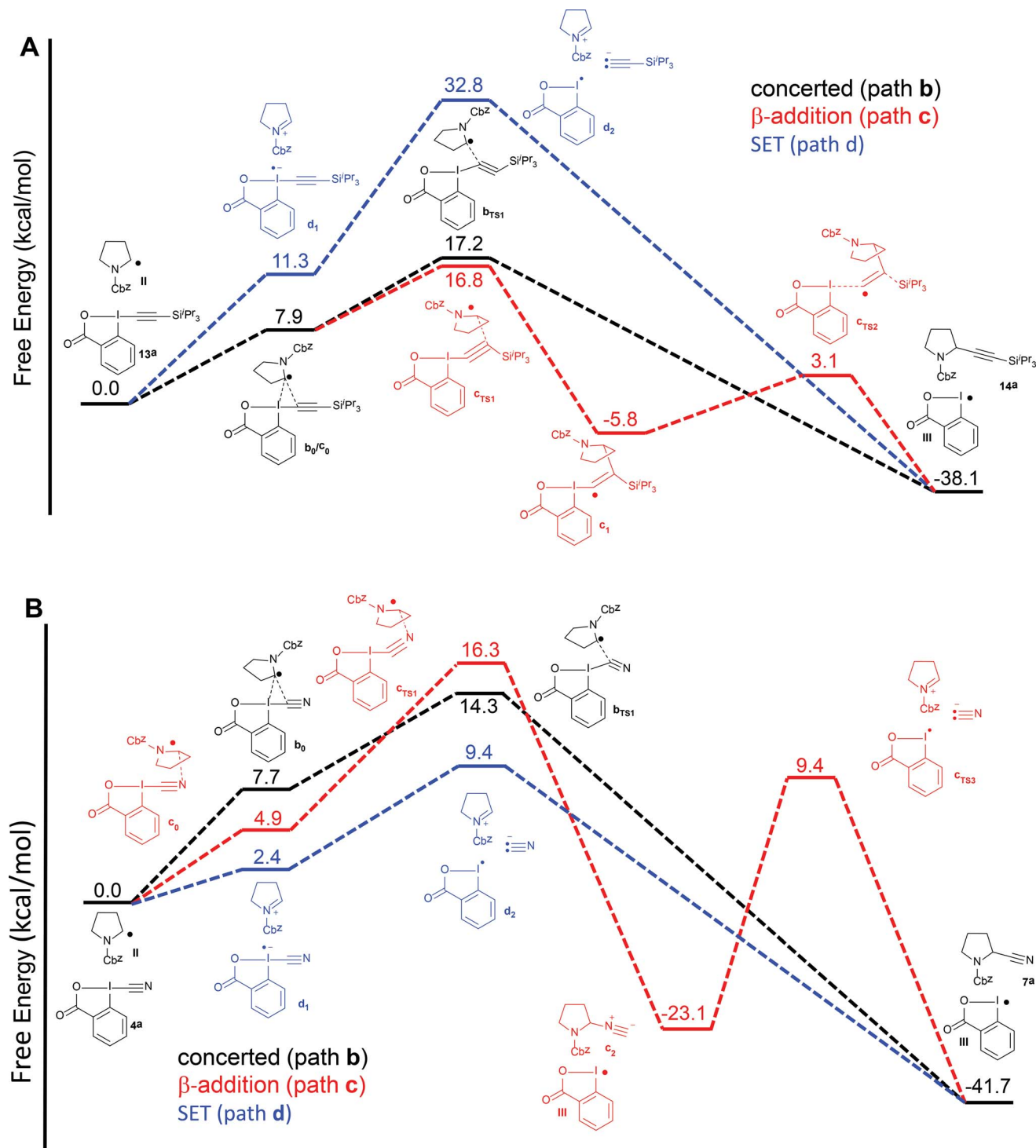


Fig. 2 Reaction free energy profile at the [PBE0-dDsC/TZ2P//M06/def2-SVP level for the alkylation (A) and cyanation (B) of protected proline 5a for paths b–d.

required. However, the collapse of the radical anion to form radical **III** and an acetylide anion was found to be highly unfavorable, with an energy of  $32.8 \text{ kcal mol}^{-1}$ . Consequently, even if the SET transfer occur between TIPS-EBX (**13a**) and radical **II**, it is probably not contributing to the alkylation reaction.

Pathways b–d were then examined for the cyanation reaction (Fig. 2B).  $\alpha$ -Addition *via* interaction complex **b**<sub>0</sub> and transition

state **b**<sub>TS1</sub> occurred relatively easily, with a slightly lower transition state energy than the related alkylation reaction ( $14.3 \text{ vs. } 17.2 \text{ kcal mol}^{-1}$ ). In contrast to the alkylation reaction however, the  $\beta$  addition pathways was higher in energy ( $16.3 \text{ kcal mol}^{-1}$ ), in accordance with the fact that no isonitrile product had been observed. In this case, intermediate **c**<sub>1</sub> could not be located, and formation of isonitrile **c**<sub>2</sub> was directly



observed. As expected, conversion of isonitrile  $c_2$  to the cyanation product **7a** was predicted to be difficult, as the lowest energy pathway involved heterolytic bond cleavage with an activation energy of 34.5 kcal mol<sup>-1</sup>. However, the major difference in the cyanation reaction appeared when the SET pathway **d** was computed. First, the oxidation of radical **II** by CBX (**4a**) is much easier than with TIPS-EBX (**13a**) (2.4 vs. 11.3 kcal mol<sup>-1</sup>). Second and most importantly, the collapse of the formed radical anion is again easy, as in this case the formation of the cyanide anion and radical **III** requires only 9.4 kcal mol<sup>-1</sup>. Even if the assumption of a barrierless electron transfer could lead to an underestimation of the activation energy for this process, it appears plausible that the cyanation reaction could occur *via* a SET pathway, whereas this looks highly improbable for the alkylation reaction.

The easier electron transfer to CBX (**4a**) when compared to TIPS-EBX (**13a**) could indicate a higher reduction potential. Both reagents were therefore examined by cyclic voltammetry. Although no defined reduction wave could be identified in the case of TIPS-EBX (**13a**), CBX (**4a**) showed an irreversible system with a clear reduction wave at -0.92 V vs. SCE.<sup>38</sup> This confirms that CBX is a relatively strong oxidant, which should be able to oxidize  $\alpha$ -amino radicals to the corresponding iminium.

### 3. Conclusion

In summary, we have developed a one-step decarboxylative cyanation of  $\alpha$ -amino and  $\alpha$ -oxy acids using cyanobenziodoxolone (CBX, **4a**). The reaction proceeded at room temperature under visible light irradiation using 0.1–1.5 mol% of an iridium catalyst. In particular, a broad range of amino acids could be cyanated using this methodology. Combined experimental and computational studies indicated that the favored mechanism is probably different from the previously developed decarboxylative alkylation. Direct reaction of the radical formed by iridium-mediated decarboxylation was lower in energy for the alkylation, whereas single electron transfer (SET) to form an iminium intermediate followed by cyanide addition was favored for cyanation. The cyanation reaction is expected to have high value for the synthesis of useful nitrile building blocks from biomass, whereas the discovery of different mechanistic pathways for the reaction of radicals with benziodoxole reagents will set the bases for the development of further transformations based on the use of these versatile compounds.

### 4. Computational details

Geometries of minima and transition states were optimized using the M06<sup>39</sup> density functional with the def2-SVP basis set in Gaussian 09.<sup>40</sup> M06 computations uniformly employed the "Ultrafine" grid to remove known problems with integration grid size.<sup>41</sup> Refined energy estimates that explicitly account for non-bonded interactions were obtained using a density-dependent dispersion correction<sup>42</sup> appended to the PBE0<sup>43</sup> functional (PBE0-dDsC). PBE0-dDsC single point computations used the TZ2P, as implemented in ADF.<sup>44</sup> All free energies include the effects of solvation using the implicit continuum

model for realistic solvents<sup>45</sup> (COSMO-RS), as implemented in ADF, as well as unscaled free energy corrections derived from M06/def2-SVP computations. Reported reduction potentials were determined at the M06/def2-TZVPP level.

### Acknowledgements

We thank EPFL and European Research Council for financial support (ERC; Starting Grant iTools4MC, number 334840). The Laboratory for Computational Molecular Design at EPFL is acknowledged for providing computational resources. F. L. V. thanks Dr Stefano Nicolai and Dr Durga P. Hari from our laboratory for helpful suggestions and comments. Dr Thomas Di Franco from the Laboratory of Inorganic Synthesis and Catalysis at EPFL is acknowledged for his help in the measurement of cyclic voltammograms. Xavier Jeanbourquin from Laboratory of Molecular Engineering of Optoelectronics Nanomaterials at EPFL is acknowledged for his help in the measurement of quantum yields. Dr Ruud Hovius from the Laboratory of Protein Engineering at EPFL is thanked for his help in performing the Stern-Volmer experiment.

### Notes and references

- (a) Z. Rappoport, *Chemistry of the Cyano Group*, Wiley, London, 1970; (b) F. F. Fleming, *Nat. Prod. Rep.*, 1999, **16**, 597; (c) D. Enders and J. P. Shilvock, *Chem. Soc. Rev.*, 2000, **29**, 359; (d) F. F. Fleming and Q. Z. Wang, *Chem. Rev.*, 2003, **103**, 2035; (e) S. T. Murphy, H. L. Case, E. Ellsworth, S. Hagen, M. Huband, T. Joannides, C. Limberakis, K. R. Marotti, A. M. Ottolini, M. Rauckhorst, J. Starr, M. Stier, C. Taylor, T. Zhu, A. Blaser, W. A. Denny, G.-L. Lu, J. B. Smaill and F. Rivault, *Bioorg. Med. Chem. Lett.*, 2007, **17**, 2150; (f) J. Kim, H. J. Kim and S. Chang, *Angew. Chem., Int. Ed.*, 2012, **51**, 11948; (g) T. Wang and N. Jiao, *Acc. Chem. Res.*, 2014, **47**, 1137; (h) Y. Ping, Q. Ding and Y. Peng, *ACS Catal.*, 2016, **6**, 5989.
- (a) F. F. Fleming, L. Yao, P. C. Ravikumar, L. Funk and B. C. Shook, *J. Med. Chem.*, 2010, **53**, 7902; (b) M. A. Perry, M. D. Morin, B. W. Slafer and S. D. Rychnovsky, *J. Org. Chem.*, 2012, **77**, 3390.
- (a) J. M. Nabholz, A. Buzdar, M. Pollak, W. Harwin, G. Burton, A. Mangalik, M. Steinberg, A. Webster and M. von Euler, *J. Clin. Oncol.*, 2000, **18**, 3758; (b) D. J. Augeri, J. A. Robl, D. A. Betebenner, D. R. Magnin, A. Khanna, J. G. Robertson, A. Y. Wang, L. M. Simpkins, P. Taunk, Q. Huang, S. P. Han, B. Abboa-Offei, M. Cap, L. Xin, L. Tao, E. Tozzo, G. E. Welzel, D. M. Egan, J. Marcinkeviciene, S. Y. Chang, S. A. Biller, M. S. Kirby, R. A. Parker and L. G. Hamann, *J. Med. Chem.*, 2005, **48**, 5025; (c) J. Y. Gauthier, N. Chauret, W. Cromlish, S. Desmarais, L. T. Duong, J. P. Falguyret, D. B. Kimmel, S. Lamontagne, S. Leger, T. LeRiche, C. S. Li, F. Masse, D. J. McKay, D. A. Nicoll-Griffith, R. A. Oballa, J. T. Palmer, M. D. Percival, D. Riendeau, J. Robichaud, G. A. Rodan, S. B. Rodan, C. Seto, M. Therien, V. L. Truong,



- M. C. Venuti, G. Wesolowski, R. N. Young, R. Zamboni and W. C. Black, *Bioorg. Med. Chem. Lett.*, 2008, **18**, 923.
- 4 (a) Z. P. Demko and K. B. Sharpless, *Angew. Chem., Int. Ed.*, 2002, **41**, 2110; (b) Z. P. Demko and K. B. Sharpless, *Angew. Chem., Int. Ed.*, 2002, **41**, 2113.
- 5 P. Lassalas, B. Gay, C. Lasfargeas, M. J. James, V. Tran, K. G. Vijayendran, K. R. Brunden, M. C. Kozlowski, C. J. Thomas, A. B. Smith, D. M. Huryn and C. Ballatore, *J. Med. Chem.*, 2016, **59**, 3183.
- 6 D. T. Mowry, *Chem. Rev.*, 1948, **42**, 189.
- 7 Selected examples: (a) T.-J. Gong, B. Xiao, W.-M. Cheng, W. Su, J. Xu, Z.-J. Liu, L. Liu and Y. Fu, *J. Am. Chem. Soc.*, 2013, **135**, 10630; (b) Z. B. Shu, W. Z. Ji, X. Wang, Y. J. Zhou, Y. Zhang and J. B. Wang, *Angew. Chem., Int. Ed.*, 2014, **53**, 2186; (c) Y. Yang and S. L. Buchwald, *Angew. Chem., Int. Ed.*, 2014, **53**, 8677; (d) D. G. Yu, T. Gensch, F. de Azambuja, S. Vasquez-Cespedes and F. Glorius, *J. Am. Chem. Soc.*, 2014, **136**, 17722; (e) J. Li and L. Ackermann, *Angew. Chem., Int. Ed.*, 2015, **54**, 3635; (f) M. Chaitanya and P. Anbarasan, *Org. Lett.*, 2015, **17**, 3766.
- 8 Selected examples: (a) Z. M. Zheng and C. L. Hill, *Chem. Commun.*, 1998, 2467; (b) S. I. Murahashi, N. Komiya and H. Terai, *Angew. Chem., Int. Ed.*, 2005, **44**, 6931; (c) S. I. Murahashi, T. Nakae, H. Terai and N. Komiya, *J. Am. Chem. Soc.*, 2008, **130**, 11005; (d) S. Singhal, S. L. Jain and B. Sain, *Chem. Commun.*, 2009, 2371; (e) W. Han and A. R. Ofial, *Chem. Commun.*, 2009, 5024; (f) A. Wagner, W. Han, P. Mayer and A. R. Ofial, *Adv. Synth. Catal.*, 2013, **355**, 3058; (g) A. Wagner, N. Hampel, H. Zipse and A. R. Ofial, *Org. Lett.*, 2015, **17**, 4770; (h) Y. Zhang, H. Peng, M. Zhang, Y. Cheng and C. Zhu, *Chem. Commun.*, 2011, **47**, 2354; (i) N. Sakai, A. Mutsuro, R. Ikeda and T. Konakahara, *Synlett*, 2013, **24**, 1283.
- 9 Selected examples: (a) M. North, *Angew. Chem., Int. Ed.*, 2004, **43**, 4126; (b) T. Tajima and A. Nakajima, *J. Am. Chem. Soc.*, 2008, **130**, 10496; (c) S. Kamijo, T. Hoshikawa and M. Inoue, *Org. Lett.*, 2011, **13**, 5928; (d) L. Ma, W. Chen and D. Seidel, *J. Am. Chem. Soc.*, 2012, **134**, 15305; (e) T. Hoshikawa, S. Yoshioka, S. Kamijo and M. Inoue, *Synthesis*, 2013, **45**, 874; (f) D. B. Ushakov, K. Gilmore, D. Kopetzki, D. T. McQuade and P. H. Seeberger, *Angew. Chem., Int. Ed.*, 2014, **53**, 557; (g) S. S. Kong, L. Q. Zhang, X. L. Dai, L. Z. Tao, C. S. Xie, L. Shi and M. Wang, *Adv. Synth. Catal.*, 2015, **357**, 2453; (h) A. M. Nauth, N. Otto and T. Opatz, *Adv. Synth. Catal.*, 2015, **357**, 3424; (i) H. Shen, X. Zhang, Q. Liu, J. Pan, W. Hu, Y. Xiong and X. Zhu, *Tetrahedron Lett.*, 2015, **56**, 5628.
- 10 (a) B. A. Halkier, H. V. Scheller and B. L. Moller, in *Cyanide Compounds in Biology (Ciba Foundation Symposium 140)*, Wiley, Chichester, 1988, p. 49; (b) M. T. Nelp and V. Bandarian, *Angew. Chem., Int. Ed.*, 2015, **54**, 10627.
- 11 (a) R. Graf, *Chem. Ber.*, 1956, **89**, 1071; (b) G. Lohaus, *Chem. Ber.*, 1967, **100**, 2719; (c) K. Miyagi, K. Moriyama and H. Togo, *Eur. J. Org. Chem.*, 2013, 5886.
- 12 (a) D. A. Klein, *J. Org. Chem.*, 1971, **36**, 3050; (b) D. Cantillo and C. O. Kappe, *J. Org. Chem.*, 2013, **78**, 10567; (c) D. Cartigny, A. Dos Santos, L. El Kaim, L. Grimaud, R. Jacquot and P. Marion, *Synthesis*, 2014, **46**, 1802.
- 13 (a) D. H. R. Barton, D. Crich and W. B. Motherwell, *J. Chem. Soc., Chem. Commun.*, 1983, 939; (b) D. H. R. Barton, J. C. Jaszberenyi and E. A. Theodorakis, *Tetrahedron*, 1992, **48**, 2613.
- 14 (a) S. Kim and C. J. Lim, *Angew. Chem., Int. Ed.*, 2002, **41**, 3265; (b) A.-P. Schaffner, V. Darmency and P. Renaud, *Angew. Chem., Int. Ed.*, 2006, **45**, 5847; (c) B. Gaspar and E. M. Carreira, *Angew. Chem., Int. Ed.*, 2007, **46**, 4519; (d) C. H. Cho, J. Y. Lee and S. Kim, *Synlett*, 2009, 81.
- 15 Selected examples and reviews: (a) D. A. Nicewicz and D. W. C. MacMillan, *Science*, 2008, **322**, 77; (b) T. P. Yoon, M. A. Ischay and J. Du, *Nat. Chem.*, 2010, **2**, 527; (c) J. M. R. Narayanam and C. R. J. Stephenson, *Chem. Soc. Rev.*, 2011, **40**, 102; (d) J. W. Tucker and C. R. J. Stephenson, *J. Org. Chem.*, 2012, **77**, 1617; (e) J. Xuan and W.-J. Xiao, *Angew. Chem., Int. Ed.*, 2012, **51**, 6828; (f) C. K. Prier, D. A. Rankic and D. W. C. MacMillan, *Chem. Rev.*, 2013, **113**, 5322; (g) D. M. Schultz and T. P. Yoon, *Science*, 2014, **343**, 1239176; (h) D. Ravelli, S. Protti and M. Fagnoni, *Chem. Rev.*, 2016, **116**, 9850.
- 16 M. Rueping, S. Zhu and R. M. Koenigs, *Chem. Commun.*, 2011, **47**, 12709.
- 17 J. C. O. Pacheco, A. Lipp, A. M. Nauth, F. Acke, J. P. Dietz and T. Opatz, *Chem.-Eur. J.*, 2016, **22**, 5409.
- 18 J. J. Dai, W. M. Zhang, Y. J. Shu, Y. Y. Sun, J. Xu, Y. S. Feng and H. J. Xu, *Chem. Commun.*, 2016, **52**, 6793.
- 19 Selected examples: (a) L. Chen, C. S. Chao, Y. Pan, S. Dong, Y. C. Teo, J. Wang and C.-H. Tan, *Org. Biomol. Chem.*, 2013, **11**, 5922; (b) Y. Miyake, K. Nakajima and Y. Nishibayashi, *Chem. Commun.*, 2013, **49**, 7854; (c) J. Xie, P. Xu, H. Li, Q. Xue, H. Jin, Y. Cheng and C. Zhu, *Chem. Commun.*, 2013, **49**, 5672; (d) Z. Zuo, D. T. Ahneman, L. Chu, J. A. Terrett, A. G. Doyle and D. W. C. MacMillan, *Science*, 2014, **345**, 437; (e) L. Chu, C. Ohta, Z. Zuo and D. W. C. MacMillan, *J. Am. Chem. Soc.*, 2014, **136**, 10886; (f) Z. Zuo and D. W. C. MacMillan, *J. Am. Chem. Soc.*, 2014, **136**, 5257; (g) A. Noble, S. J. McCarver and D. W. C. MacMillan, *J. Am. Chem. Soc.*, 2015, **137**, 624; (h) S. Ventre, F. R. Petronijevic and D. W. C. MacMillan, *J. Am. Chem. Soc.*, 2015, **137**, 5654; (i) J. Liu, Q. Liu, H. Yi, C. Qin, R. Bai, X. Qi, Y. Lan and A. Lei, *Angew. Chem., Int. Ed.*, 2014, **53**, 502; (j) M. Rueda-Becerril, O. Mahe, M. Drouin, M. B. Majewski, J. G. West, M. O. Wolf, G. M. Sammis and J.-F. Paquin, *J. Am. Chem. Soc.*, 2014, **136**, 2637; (k) C. Cassani, G. Bergonzini and C.-J. Wallentin, *Org. Lett.*, 2014, **16**, 4228; (l) P. Xu, A. Abdukader, K. Hu, Y. Cheng and C. Zhu, *Chem. Commun.*, 2014, **50**, 2308; Review: (m) J. Xuan, Z.-G. Zhang and W.-J. Xiao, *Angew. Chem., Int. Ed.*, 2015, **54**, 15632.
- 20 (a) F. Le Vaillant, T. Courant and J. Waser, *Angew. Chem., Int. Ed.*, 2015, **54**, 11200; (b) Q.-Q. Zhou, W. Guo, W. Ding, X. Wu, X. Chen, L.-Q. Lu and W.-J. Xiao, *Angew. Chem., Int. Ed.*, 2015, **54**, 11196.



- 21 V. V. Zhdankin, C. J. Kuehl, A. P. Krasutsky, J. T. Bolz, B. Mismash, J. K. Woodward and A. J. Simonsen, *Tetrahedron Lett.*, 1995, **36**, 7975.
- 22 (a) Y. F. Wang, J. S. Qiu, D. J. Kong, Y. T. Gao, F. P. Lu, P. G. Karmaker and F. X. Chen, *Org. Biomol. Chem.*, 2015, **13**, 365; (b) R. Frei, T. Courant, M. D. Wodrich and J. Waser, *Chem.–Eur. J.*, 2015, **21**, 2662; (c) R. Chowdhury, J. Schorghenheimer, J. Novacek and M. Waser, *Tetrahedron Lett.*, 2015, **56**, 1911; (d) M. Chen, Z. T. Huang and Q. Y. Zheng, *Org. Biomol. Chem.*, 2015, **13**, 8812; (e) M. V. Vita, P. Caramenti and J. Waser, *Org. Lett.*, 2015, **17**, 5832; For recent review on hypervalent iodine reagents, see: (f) Y. Li, D. P. Hari, M. V. Vita and J. Waser, *Angew. Chem., Int. Ed.*, 2016, **55**, 4436; (g) A. Yoshimura and V. V. Zhdankin, *Chem. Rev.*, 2016, **116**, 3328.
- 23 During preparation of this manuscript, Xiao and co-workers reported the cyanation of tertiary amines using cyanobenziodoxolones under photoredox conditions. In this work, two examples of decarboxylative cyanation in moderate yields were also reported. However, the authors proposed a radical-based mechanism for this transformation: Q. Q. Zhou, D. Liu, W. J. Xiao and L. Q. Liu, *Acta Chim. Sin.*, 2016, DOI: 10.6023/a16080414, in press.
- 24 When cheaper organic dyes such as DCA (9,10-anthracenedicarbonitrile) and 9-mesityl-10-methylacridinium perchlorate were used, no product was obtained under the reaction conditions.
- 25 Determined by integration of the  $^1\text{H}$  NMR signals in the crude mixture.
- 26 (a) W. A. Schroeder, J. B. Shelton and J. R. Shelton, *Arch. Biochem. Biophys.*, 1969, **130**, 551; (b) A. S. Inglis and P. Edman, *Anal. Biochem.*, 1970, **37**, 73.
- 27 (a) C. B. Chapleo, P. L. Myers, R. C. M. Butler, J. C. Doxey, A. G. Roach and C. F. C. Smith, *J. Med. Chem.*, 1983, **26**, 823; (b) D. Giardina, P. Angeli, L. Brasili, U. Gulini, C. Melchiorre and G. Strappaghetti, *Eur. J. Med. Chem.*, 1984, **19**, 411.
- 28 L. Pellegatti and J. Sedelmeier, *Org. Process Res. Dev.*, 2015, **19**, 551.
- 29 G. Dijkstra, W. H. Kruizinga and R. M. Kellogg, *J. Org. Chem.*, 1987, **52**, 4230.
- 30 Alternatively reduction of CBX (**4a**) by the iridium catalyst **6<sup>red</sup>** to give radical **III** and cyanide could also be considered. To complete the catalytic cycle, radical **III** could recombine with the  $\alpha$ -amino radical **II**. The formed unstable hemiaminal could then give the iminium, which would react with the cyanide anion. Although this catalytic cycle cannot be excluded at this stage, it appears less probable, as the formation of the hemi-acetal derived from 2-iodobenzoic acid was not observed during the reaction, and computation shows that radical **II** can react very fast with CBX (**4a**), present in stoichiometric amount.
- 31 In principle, a radical chain could also be initiated under the reaction conditions. However, the quantum yield of the reaction was determined to be 79% and 88% for alkynylation and cyanation respectively. In case of a chain reaction, quantum yield higher than 100% are more frequently observed. Furthermore, a catalytic cycle starting with electron-transfer from CBX (**4a**) to activated catalyst **6\*** was excluded by a Stern–Volmer analysis: excited state quenching was observed with carboxylate **I**, but not with CBX (**4a**). See ESI† for further details.
- 32 G.-X. Li, C. A. Morales-Rivera, Y. Wang, F. Gao, G. He, P. Liu and G. Chen, *Chem. Sci.*, 2016, **7**, 6407.
- 33 A value of 0.66 V was obtained for a simple benzoyl radical. This higher oxidation potential is in agreement with the stabilization of radical **III** via resonance.
- 34 X. Liu, Z. Wang, X. Cheng and C. Li, *J. Am. Chem. Soc.*, 2012, **134**, 14330.
- 35 (a) R. Frei and J. Waser, *J. Am. Chem. Soc.*, 2013, **135**, 9620; (b) R. Frei, M. D. Wodrich, D. P. Hari, P. A. Borin, C. Chauvier and J. Waser, *J. Am. Chem. Soc.*, 2014, **136**, 16563; (c) M. D. Wodrich, P. Caramenti and J. Waser, *Org. Lett.*, 2016, **18**, 60.
- 36 (a) P. J. DeLaive, J. T. Lee, H. W. Sprintschnik, H. Abruna, T. J. Meyer and D. G. Whitten, *J. Am. Chem. Soc.*, 1977, **99**, 7094; (b) D. D. M. Wayner, J. J. Dannenberg and D. Griller, *Chem. Phys. Lett.*, 1986, **131**, 189; (c) C. Dai, F. Meschini, J. M. R. Narayanam and C. R. J. Stephenson, *J. Org. Chem.*, 2012, **77**, 4425; (d) J. Hu, J. Wang, T. H. Nguyen and N. Zheng, *Beilstein J. Org. Chem.*, 2013, **9**, 1977.
- 37 In principle, a more accurate reproduction of the free energy associated with outer sphere electron transfer could be determined, for example using molecular dynamics and explicit solvent to reproduce the reorganization energy. However, such computations are beyond the scope of the simplified mechanistic picture presented here.
- 38 See Fig. S1 in the ESI†
- 39 (a) Y. Zhao and D. G. Truhlar, *Theor. Chem. Acc.*, 2008, **120**, 215; (b) Y. Zhao and D. G. Truhlar, *Acc. Chem. Res.*, 2008, **41**, 15.
- 40 M. J. Frisch, G. W. Trucks, H. B. Schlegel, G. E. Scuseria, M. A. Robb, J. R. Cheeseman, G. Scalmani, V. Barone, B. Mennucci, G. A. Petersson, H. Nakatsuji, M. Caricato, X. Li, H. P. Hratchian, A. F. Izmaylov, J. Bloino, G. Zheng, J. L. Sonnenberg, M. Hada, M. Ehara, K. Toyota, R. Fukuda, J. Hasegawa, M. Ishida, T. Nakajima, Y. Honda, O. Kitao, H. Nakai, T. Vreven, J. A. Montgomery Jr, J. E. Peralta, F. Ogliaro, M. Bearpark, J. J. Heyd, E. Brothers, K. N. Kudin, V. N. Staroverov, R. Kobayashi, J. Normand, K. Raghavachari, A. Rendell, J. C. Burant, S. S. Iyengar, J. Tomasi, M. Cossi, N. Rega, J. M. Millam, M. Klene, J. E. Knox, J. B. Cross, V. Bakken, C. Adamo, J. Jaramillo, R. Gomperts, R. E. Stratmann, O. Yazyev, A. J. Austin, R. Cammi, C. Pomelli, J. W. Ochterski, R. L. Martin, K. Morokuma, V. G. Zakrzewski, G. A. Voth, P. Salvador, J. J. Dannenberg, S. Dapprich, A. D. Daniels, Ö. Farkas, J. B. Foresman, J. V. Ortiz, J. Cioslowski and D. J. Fox, *Gaussian 09, Revision D.01*, Gaussian, Inc., Wallingford CT, 2009.
- 41 S. E. Wheeler and K. N. Houk, *J. Chem. Theory Comput.*, 2010, **6**, 395.



- 42 (a) S. N. Steinmann and C. Corminboeuf, *J. Chem. Theory Comput.*, 2011, 7, 3567; (b) S. N. Steinmann and C. Corminboeuf, *J. Chem. Phys.*, 2011, 134, 044117; (c) S. N. Steinmann and C. Corminboeuf, *Chimia*, 2011, 65, 240; (d) S. N. Steinmann and C. Corminboeuf, *J. Chem. Theory Comput.*, 2010, 6, 1990.
- 43 (a) J. P. Perdew, K. Burke and M. Ernzerhof, *Phys. Rev. Lett.*, 1996, 77, 3865; (b) C. Adamo and V. Barone, *J. Chem. Phys.*, 1999, 110, 6158.
- 44 (a) G. te Velde, F. M. Bickelhaupt, E. J. Baerends, C. Fonseca Guerra, S. J. A. van Gisbergen, J. G. Snijders and T. Ziegler, *J. Comput. Chem.*, 2001, 22, 931; (b) C. Fonseca Guerra, J. G. Snijders, G. te Velde and E. J. Baerends, *Theor. Chem. Acc.*, 1998, 99, 391.
- 45 A. Klamt, *Wiley Interdiscip. Rev.: Comput. Mol. Sci.*, 2011, 1, 699.

