


Faraday Discussions

Accepted Manuscript



This manuscript will be presented and discussed at a forthcoming Faraday Discussion meeting. All delegates can contribute to the discussion which will be included in the final volume.

Register now to attend! Full details of all upcoming meetings: <http://rsc.li/fd-upcoming-meetings>



This is an *Accepted Manuscript*, which has been through the Royal Society of Chemistry peer review process and has been accepted for publication.

Accepted Manuscripts are published online shortly after acceptance, before technical editing, formatting and proof reading. Using this free service, authors can make their results available to the community, in citable form, before we publish the edited article. We will replace this *Accepted Manuscript* with the edited and formatted *Advance Article* as soon as it is available.

You can find more information about *Accepted Manuscripts* in the [Information for Authors](#).

Please note that technical editing may introduce minor changes to the text and/or graphics, which may alter content. The journal's standard [Terms & Conditions](#) and the [Ethical guidelines](#) still apply. In no event shall the Royal Society of Chemistry be held responsible for any errors or omissions in this *Accepted Manuscript* or any consequences arising from the use of any information it contains.

Cite this: DOI: 10.1039/xxxxxxxxxx

How do polydisperse repulsive colloids crystallize?

Robert Botet,^{*a} Bernard Cabane,^b Lucas Goehring,^c Joaquim Li,^c and Franck Artzner^dReceived Date
Accepted Date

DOI: 10.1039/xxxxxxxxxx

www.rsc.org/journalname

A modified version of the Gibbs-ensemble Monte-Carlo method reveals how polydisperse charged colloidal particles can build complex colloidal crystals. It provides general rules that are applicable to this fractionated crystallization that stems from size segregation. It explains the spontaneous formation of complex crystals with very large unit-cells in suspensions of nanoparticles with broad size distribution.

1 Introduction

Fundamental physics requires experiments to observe, and theory to explain. In principle, nothing more is needed for a complete understanding of the phenomena. However, in some situations, this sharing of the work is not sufficient, either because the experimental data are counter-intuitive (disagreement with the theory) or because the theory itself is impracticable. If one of these cases arises, numerical simulations turn out to be the essential tool to complement our ideas through direct ‘observation’ of the theory or through artificial changes of the microscopic rules (as in a Maxwell’s demon-like approach to analyze the cause-to-effect mechanisms).

In the present article, we discuss results of numerical simulations dedicated to the comprehension of recent experiments in which a dispersion of polydisperse repulsive nanoparticles was compressed through osmosis. Details of the experiments will be published elsewhere¹. A suspension of ordinary colloidal silica particles (Ludox, polydispersity 14%, average radius 8 nm), was compressed through dialysis. This caused a spontaneous segregation of the particles, fractionated crystallization and multiple-phases coexistence (involving various crystal structures). For instance, the low-compression part of the phase sequence was seen to be: colloidal liquid at the lowest volume fractions, then nucleation of the BCC crystalline phase at a silica volume fraction $\phi > 0.19$, and then coexistence of BCC + Laves AB₂ crystal phases for $\phi > 0.22$. The complete phase diagram was found to be much richer than expected according to current theories.

It is important to note that we do not describe here ordinary fractionated crystallization caused by different solubilities of co-

existing substances, but a new kind of fractionation that organizes populations of particles with different sizes, and makes the best use of available space. Without any theory at hand to explain the formation of such uncommon structures as the Laves AB₂ crystals², we used the Gibbs-ensemble Monte-Carlo method³ to understand the mechanisms used by the system to sort the various particle sizes and to put them in the correct places.

Actually we encountered many unanswered questions from the experimental data. The numerical simulations helped us to answer some of them. We replicate hereafter this particular state of mind, dividing our comprehension process in a series of short questions and discussing the answers given by the numerical study. The reader interested in a quantitative comparison between the experimental data and the numerical simulations should refer to¹.

To close this Introduction, let us give a warning which might be important when comparing experimental data with numerical simulations: the regular Monte-Carlo method does not consider real kinetic processes, but is the efficient tool to search for the equilibrium state using the physical ground of free energy minimization. Then, the results presented below are linked to the equilibrium state. If it is not the case (in experiments, in kinetic numerical simulations), other intermediate crystalline structures may appear for some time as unstable phases.

2 The system under study

We consider a dispersion of spherical hard particles. The surface of each particle is electrically charged with $0.4 e/nm^2$. The particle radius is denoted: a , and its value is Gaussian-distributed with the average value $\langle a \rangle = 8nm$ and standard deviation σ , truncated to the range: [4 nm ; 12 nm] (that is: no radius is smaller than 4 nm or larger than 12 nm). The polydispersity, δ , of this population is defined as: $\delta^2 = \langle a^2 \rangle / \langle a \rangle^2 - 1$. Then, the value of δ coincides with $\sigma / \langle a \rangle$ for the small values of σ , and has the limiting value $1/\sqrt{12} \approx 29\%$ for the infinite value of σ (rectangular distribution). Throughout the article, we shall take the value $\sigma = 1.2$ realizing the polydispersity $\delta = 15\%$ of the population.

^a Laboratoire de Physique des Solides, CNRS UMR8502, Univ. Paris-Sud, Université Paris-Saclay, 91405 Orsay Cedex, France. Fax: 33 1 6915 6086; Tel: 33 1 6915 6925; E-mail: robert.botet@u-psud.fr

^b LCMD, CNRS UMR 8231, ESPCI, 10 rue Vauquelin, 75231 Paris Cedex 05, France.

^c Max Planck Institute for Dynamics and Self-Organization (MPIDS), 37077 Göttingen, Germany.

^d Institut de Physique, CNRS UMR 6626, Univ. Rennes, 35042 Rennes, France.

If large polydispersity (say $\delta > 25\%$) has to be considered, the influence of moments of order larger than 2 should be studied, that is to investigate various distributions – such as log-normal or Schulz distributions – with the same values of $\langle a \rangle$ and δ . In related problems, the shape of the radius-distribution is known to be unessential⁴.

We consider here the DLVO theory⁵, in which the interaction energy between two charged particles, labelled i and j , is generally of the Yukawa (screened-Coulomb) form:

$$U_{ij}/k_B T = Z_i Z_j \frac{l_B}{r_{ij}} e^{-\kappa r_{ij}}, \quad \text{for } r_{ij} \geq a_i + a_j \quad (1)$$

where Z_i is the effective charge of the particle i , and r_{ij} the distance between their centers. $l_B = 0.7$ nm is the Bjerrum length, and $\kappa = 1/l_D$ is the screening parameter, with $l_D = 3$ nm the Debye screening length in our experimental conditions. The values of l_B and l_D are expected to be constant throughout the system.

Two definitions have to be stated:

- the energy at contact (i.e. using (1) for $r_{ij} = a_i + a_j$), traditionally written: $\beta\epsilon$, is a central parameter for discussion. Its averaged value is $\beta\epsilon = 21.6$ for the present set of parameters
- the potential energy per particle at equilibrium is here denoted generically: E . It is defined as the sum of the pair-potentials (1) between all the couples of particles forming the equilibrated system, divided by the total number of particles, after having minimized the system free-energy using the Monte-Carlo method.

At small or intermediate volume fractions – namely: $\phi \leq 0.41$ for $\delta = 15\%$ –, the Wigner-Seitz radius is larger than $\langle a \rangle + l_D$. In these conditions, the attractive Van der Waals interaction between silica spheres in water is smaller than the thermal energy, $k_B T$, then can be neglected. In the same way, we do not discuss here controversial additional weak long-ranged attractive pairwise potential such as appearing in the Sogami-Ise theory⁶. Within our approach, such interaction would result in the same results as in the case of the purely repulsive DLVO potential, with an effective value of the osmotic pressure slightly larger than the experimental pressure⁷.

3 Q1: which of the FCC or BCC crystalline structures should appear for a system made of polydisperse distribution of repulsive particles at the thermodynamic equilibrium?

A1 : systems of monodisperse particles interacting through repulsive Yukawa potential, form either FCC or BCC crystal structures in the equilibrium solid phase⁸. The BCC phase appears when $\phi < 0.5$ and the Debye screening length l_D is larger than a threshold depending on ϕ . In all the other cases, the FCC phase is the solid structure at equilibrium.

In the case of polydisperse particles, the question is more complicated. Let us suppose first that the solid phase can only be FCC or BCC, without coexistence (note that, for the parameters as chosen, only the FCC crystalline phase can appear in the monodisperse case, since the value of $l_D/\langle a \rangle \simeq 0.38$ is below the liquid-BCC-FCC triple critical point). We performed random exchanges of couples of particles in the system composed of either a single FCC phase or a single BCC phase, according to the standard Metropolis Monte-Carlo algorithm, until thermodynamic equilibrium is reached. The evolution of the difference of energy at equilibrium per particle, $(E_{FCC} - E_{BCC})/k_B T$, versus the volume fraction is plotted on the Fig.1, on which the monodisperse case is also plotted for comparison. Unlike the monodisperse case, the polydisperse population is seen to undergo a clear change in the stability of the BCC/FCC structure: when $\phi > 0.3$, the BCC crystal is energetically more likely to appear than the FCC structure. Moreover this trend increases with the volume fraction.

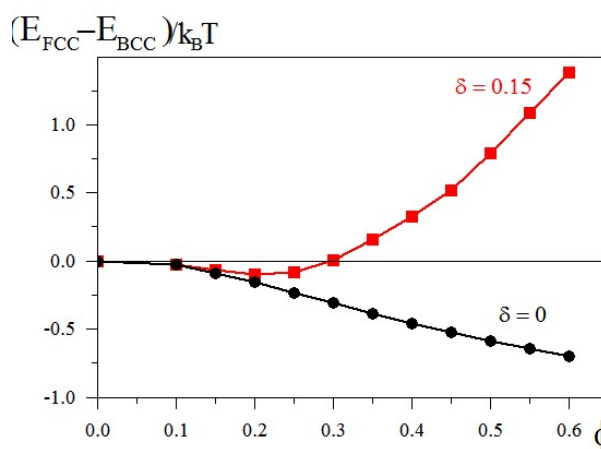


Fig. 1 Differences between the energies per particle of the FCC crystal and of the BCC crystal, at equilibrium, versus the system volume fraction, ϕ , for particles of average radius $\langle a \rangle = 8$ nm, Debye length $l_D = 3$ nm, density of charge = 0.4 nm^{-2} . Black circles are the exact calculation for the monodisperse case ($\delta = 0$); red squares are from the Metropolis Monte-Carlo method, 500,000 random particle-exchanges for each of the 50 realizations of the random radius-distribution with polydispersity $\delta = 0.15$, on the 2662 sites of the BCC crystal, or the 2916 sites of the FCC crystal. Positive values of the energy difference indicate that BCC structure should be the stable phase at the equilibrium. Then, polydispersity favors the BCC structure for the high volume fractions.

This is the sign of correlated organization of the charges in the system, decreasing the energy of the BCC crystal more efficiently than for the FCC structure.

4 Q2: how do the polydisperse particles distribute in a system with BCC crystal coexisting with FCC crystal?

A2 : to understand why BCC becomes the stable phase when polydispersity is high enough, we consider the problem of the 2-phases system (coexistence): let us then suppose that the population of polydisperse particles is arranged in part as a BCC lattice and in part as a FCC lattice, with proportions ρ_{BCC} and $\rho_{FCC} = 1 - \rho_{BCC}$, respectively.

To know the thermodynamic equilibrium of the system, we use a variant of the Gibbs ensemble Metropolis random exchanges of particles, introduced to study the thermodynamic evolution of different phases coexisting in a liquid⁹. Particles are exchanged randomly between the phases according to the usual Metropolis Monte-Carlo scheme, keeping any time constant the total number of particles, the total volume of the system and the temperature. In this method, the homogeneous coexisting phases are simulated in separated boxes without interfaces between the phases, and each box is with periodic boundary conditions. Particle exchanges occur either inside a single phase, or from different phases.

To make the approach more efficient, we sample the configuration space into a finite number of configurations, for example taking the 19 configurations corresponding to the coexistence of one cubic BCC crystal and one cubic FCC crystal, the total sum of the sites being in between 3500 and 4500 (in order to compare systems of about the same total sizes). When thermodynamic equilibrium is reached in every configuration, the total energy, E , of the system is evaluated for each configuration. The program is then scanning little by little the energy landscape of (a sampling of) the configuration space, and the approximate partition function $Z = \sum_{\text{conf}} \exp(-E/k_B T)$ gives access to all thermodynamic quantity at equilibrium. The average value of the proportion of the BCC phase at equilibrium is estimated through:

$$\langle \rho_{BCC} \rangle = \frac{1}{Z} \sum_{\text{conf}} \rho_{BCC} e^{-E/k_B T} \quad (2)$$

and similarly for $\langle \rho_{FCC} \rangle$.

Let us discuss the results for the value $\phi = 0.3$ realizing the equality of the pure BCC and pure FCC energies, as seen on the Fig.1. As it could be expected, $\langle \rho_{BCC} \rangle = \langle \rho_{FCC} \rangle = 0.5$ is obtained in this case because of the choice $E_{BCC} = E_{FCC}$ for the pure phases. However, the actual value of the energy per particle for BCC and FCC crystals of the same size, is found to be $E = 22.2 k_B T$, significantly lower than the value for the single phase $E_{BCC} = E_{FCC} = 23.0 k_B T$. This means that the system put different particle distributions in the different phases. This happening is exemplified in the Fig.2 where the at-equilibrium radius distributions in the two phases are compared for the configuration corresponding to the BCC crystal of 2000 sites, and the FCC crystal of 2048 sites. The radius-distribution in the FCC phase has approximately the Gaussian shape with polydispersity 6.5%, that is much smaller than the polydispersity (15%) of the total distribution including all the particles in the system. Consequently, both wings of the initial Gaussian distribution distribute in the BCC phase.

5 Q3: why does the BCC crystal accept handling two modes of particle radius while FCC sticks to one mode?

A3 : the detailed management of the initial radius-distribution by the system results from the different abilities of the phases to accept particles of different radii (that is here: of different electric charges). Following this idea, one can define a parameter of

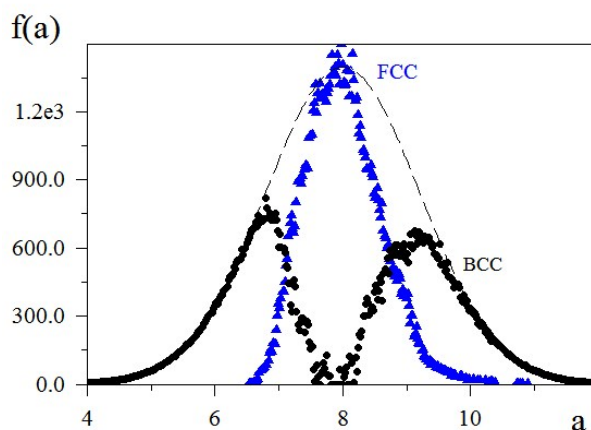


Fig. 2 At-equilibrium radius-distributions of the particles located in the phases of a system made of a FCC finite lattice of 2048 sites and of a BCC finite lattice of 2000 sites, both with periodic boundary conditions. The Gibbs Monte-Carlo scheme was applied with 300,000 random particle exchanges and 50 random realizations of the total radius-distribution (plotted as the dashed curve) with polydispersity $\delta = 0.15$, for the system volume fraction $\phi = 0.3$, all other parameters as listed in the caption of the Fig.1. The FCC phase takes all the particles with radii close to the average value $\langle a \rangle$, letting the wings of the distribution to be managed by the BCC lattice. The polydispersity of the population of particles making the FCC lattice is 0.065 much smaller than the polydispersity of the total distribution, $\delta = 0.15$.

tolerance as the maximum relative decrease of the system energy when changing the charges of a couple of particles, keeping the total charge unchanged. More precisely, let us define the tolerance, τ , by the expression:

$$\tau = \min \left\{ -\frac{\Delta E}{U_o} \right\} \quad (3)$$

in which ΔE is the variation of the system energy when the charges of two particles are changed from the initial values Z to: $2Z$ and 0 , respectively, and $U_o = Z^2 \kappa l_B$ is a reference energy for the system. The minimum value in (3) is taken over all the possible positions of the couple of particles with modified charge. This concept supposes that the system is able to detect the best (from the point of view of the energy) relative positions of the two concerned particles. Then the repulsive interactions are expected to be long-ranged – as the Yukawa potential is –, even if the characteristic lengths are finite. For a regular lattice with only one sort of sites, the value of τ is given by the expression:

$$\tau = \frac{e^{-\kappa r_o}}{\kappa r_o} \quad (4)$$

where r_o is the value of the distance between nearest neighbours.

For the BCC lattice of volume fraction ϕ , one has $r_o/a = (\pi\sqrt{27}/3\phi)^{1/3}$, and for the FCC lattice at the same volume fraction: $r_o/a = (\pi\sqrt{32}/3\phi)^{1/3}$. Then, $\tau_{BCC} > \tau_{FCC}$ for all values of ϕ (for $l_D = 3$ nm and $a = 8$ nm considered here: $\tau_{BCC}/\tau_{FCC} = 1.3$, for $\phi = 0.3$). This indicates that the FCC crystal is less tolerant than BCC, or, equivalently, that changing the charges of two particles following: $Z \rightarrow 2Z$, and $Z \rightarrow 0$ results in a larger decrease of the BCC lattice energy than in the FCC case.

This is the reason why, from the point of view of the energy, the system prefers to fill the FCC lattice with particles of almost the same charges, and to arrange the rest of the particles on the BCC lattice.

As a conclusion, we propose here the ‘tolerance rule’ under the form: in the case of coexistence of several phases, the less tolerant phase prevails over all the other phases in the distribution of the radii.

6 Q4: which information can the method give about experiments of compression of a system of charged polydisperse particles?

A4 : as explained in the Introduction, we explored recently colloidal crystallization of polydisperse Ludox HS silica nanoparticles dispersed in water through near-equilibrium dialysis to achieve very slow compression of the polydisperse suspension¹. We demonstrated that, in charge-stabilized colloidal dispersions at intermediate compressions, the system exhibits two crystalline phases, namely: a BCC phase and a Laves AB₂ phase, in coexistence with liquid. Moreover, the FCC phase is missing. The Laves AB₂ crystalline system is known to be relevant for opal structure¹⁰, and more generally for packing of bidisperse particles¹¹ with radius ratio $\sqrt{2/3} \simeq 0.82$. The tolerance of this phase, as defined in (3), is such that: $\tau_{AB_2}/\tau_{BCC} = 3.55$, in the experimental conditions, then the Laves lattice is much more tolerant than BCC to accepting uneven particles. Therefore, an argument similar to the one developed in the Section B, leads to the conclusion that the BCC phase should collect most of the particles close to the mode of the radius-distribution, while the wings of the distribution should fill the AB₂ phase.

To be more quantitative, the Gibbs ensemble Monte-Carlo method was used for the system made of a BCC phase in coexistence with a AB₂ phase. As previously, the ensemble average of each crystalline phase proportion is evaluated after sampling the configuration space. It results in the ensemble-average values: $\langle \rho_{BCC} \rangle = 0.52$; $\langle \rho_{AB_2} \rangle = 0.48$ corresponding to the respective volume proportions of the phases at equilibrium. Then, considering the system close to these values, that is: a BCC crystal of $9 \times 9 \times 9$ unit cells, and a Laves AB₂ crystal of $5 \times 5 \times 5$ unit cells, the resulting respective radius-distributions are plotted on the Fig.3.

Here too, we find that the less tolerant phase (the BCC phase in this case) collects most of the particles with radius close to the average radius. The final polydispersity of the BCC phase particles is 7.5% in this example, emphasizing the role of the repulsive interaction in the process, since that polydispersity exceeds significantly the terminal value 5.7% of the polydispersity of the crystal phase made of *hard spheres* colloidal particles precipitating from a fluid phase at equilibrium^{12,13}. Moreover, the AB₂ phase is pretty well filled with particles with the particle-radius ratio about 0.8, the bigger particles being located in the octahedral sites, and the smaller ones in the tetrahedral sites.

This suggests a simple “rule of thumb” for the respective proportions of the two phases: suppose that the radii of the particles

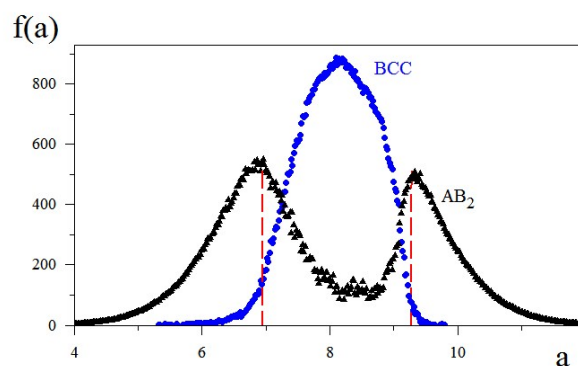


Fig. 3 At-equilibrium radius-distributions of the particles located in the phases of a system made of a BCC crystal of 1458 sites and of a Laves AB₂ crystal of 1500 sites, both with periodic boundary conditions. The Gibbs Monte-Carlo scheme was applied with 300,000 random particle exchanges and 50 random realizations of the total Gaussian radius-distribution with $\langle a \rangle = 8$ nm, polydispersity $\delta = 0.15$, for the system volume fraction $\phi = 0.3$, all other parameters as listed in the caption of the Fig.1. The BCC phase takes most of the particles with radii close to the average value $\langle a \rangle$, letting the wings of the distribution be managed by the AB₂ lattice. The polydispersity of the population of particles making the BCC lattice is 7.5% to be compared with the polydispersity of the total distribution, $\delta = 15\%$. The two modes of the AB₂ radius-distribution are the vertical red segments, respectively at 6.9 nm for the tetrahedral sites, and at 9.3 nm for the octahedral sites. The ratio between these two values is 0.74 close to the value 0.82 for the AB₂ packing of hard spheres. Compared with the Fig.2, one can easily understand that the system prefers the present configuration for which all the modes are nearly at the correct place (unlike the BCC phase on the Fig.2, which had to be filled with a bi-disperse distribution).

filling the less tolerant phase are distributed in the Gaussian shape with polydispersity smaller than the overall polydispersity δ , and almost all the particles of radius $\langle a \rangle$ belong to this phase. Calculating the two modes of the remaining radius-distribution of the particles in the high-tolerant phase is then a simple exercise. If we constrain the ratio between the two radius modes to be $\sqrt{2/3}$ for the system to fit efficiently the AB₂ phase[†], then one finds the relation:

$$\rho_B \simeq \frac{\delta^*}{\delta} \quad (5)$$

with ρ_B the proportion of the less-tolerant phase at equilibrium, and $\delta^* = 5 - \sqrt{24} \simeq 10\%$. In (5), we approximated: $2 \ln \rho_B / (1 - 1/\rho_B^2) \simeq \rho_B$.

Interpretation of the equation (5) is as follows: when $\delta < \delta^*$ the only less-tolerant phase (here : BCC) can exist ; when $\delta > \delta^*$, the proportion of the BCC phase is a decreasing function of the polydispersity, δ , of the system, that is: polydispersity favors the search for more tolerant phases.

It is worth noting that appearance of the Laves phase in this context can be related to a work on bidisperse particles¹⁴. Indeed, such complex crystal structures were found to be spontaneously stabilized in the case of mixtures of spherical particles with two different diameters, interacting via simple *repulsive* potentials. This was shown by numerical simulations using the thermodynamic integration technique. However, our case is a priori

much more surprising since there is not, at the beginning, any 'magic' radii ratio.

7 Q5: how long-ranged should the interaction be between the particles?

A5 : The physical parameters that we considered up to now are rather typical of short-range interaction, namely: exponential decrease in (1) with a characteristic length $l_D = 3$ nm much smaller than the nearest-neighbor distances, which are of order 20 nm. Then it is natural to ask the question whether the only nearest-neighbors are important or if the farther neighbors play a role too.

A quick answer is given considering the monodisperse case for the BCC or FCC lattices. In these cases, one knows the analytical formula for the energy per particle as a series in the orders of the neighbors, then it is easy to compare the energy when only the nearest-neighbors are considered. For the same parameters as in the caption of the Fig.1 and $\phi = 0.3$, the only first-neighbors give the results: $E_{BCC}^{(1)}/k_B T = 24.98 < E_{FCC}^{(1)}/k_B T = 29.79$ which seems to show that the BCC crystal is more stable than the FCC crystal. But including the second-neighbors turns round that conclusion, as: $E_{BCC}^{(2)}/k_B T = 30.47 > E_{FCC}^{(2)}/k_B T = 30.32$. Taking into account all the neighbors confirms the latter conclusion: $E_{BCC}^{(\infty)}/k_B T = 30.82 > E_{FCC}^{(\infty)}/k_B T = 30.51$. Actually, this discussion was about the point $\delta = 0$; $\phi = 0.3$; $(E_{FCC} - E_{BCC})/k_B T = -0.31$ of the Fig. 1. Then, even if $l_D/r_o \ll 1$, one must consider more than the only nearest-neighbors to get the correct conclusion about stability of the crystals.

To check the relevance of this 'long-range versus short-range' question in the case of the coexistence of BCC and AB_2 phases of polydisperse particles, we cut the Yukawa potential (1) right after the first nearest-neighbors (three kinds of sites are to be considered: one for the BCC lattice, the tetrahedral site and the octahedral site of the AB_2 lattice). Then, the second- and farther neighbors of a given particle do not interact with it any more. The main results are conveniently visualized on the Fig. 4, after plotting the energies per particle of the system in phase coexistence versus the composition of the system (characterized by: $\rho_{BCC} = 1 - \rho_{AB_2}$ and ρ_{AB_2} as the respective volume proportions).

The conclusion is that the number of neighbors considered is relevant in the energy profile versus the composition of the system. In the example in the Fig. 4, the system is probably a pure BCC crystal if the Yukawa interaction is cut at the first-neighbors, while coexistence of BCC and AB_2 phases is clear when all the neighbors are taken into account.

8 Conclusions – what did you learn from the method?

In the case of the fractionated crystallization, the Gibbs ensemble Monte-Carlo method does not predict the nature of the phases at equilibrium. However, it can provide essential help for a quantita-

[†] in principle, one should consider ratio of effective radii based on the energy density. This does not change the equation (5) but the value of the limit polydispersity δ^* which generally depends on the system volume fraction.

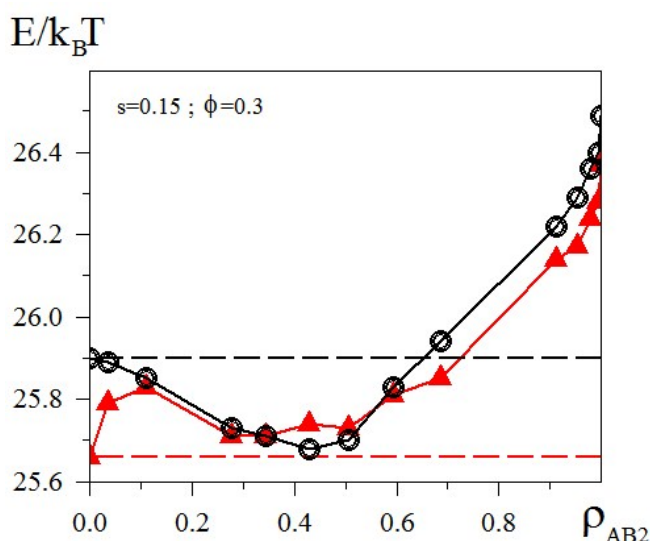


Fig. 4 Energies at equilibrium per particle of the system of BCC crystal in the proportion $1 - \rho_{AB_2}$ coexisting with a Laves AB_2 crystal in the proportion ρ_{AB_2} . Equilibrium is reached after 300,000 random particle exchanges and 50 random realizations of the Gaussian radius-distribution with polydispersity $\delta = 0.15$, for the system volume fraction $\phi = 0.3$ and total number of sites between 2500 and 3500, all other parameters as listed in the caption of the Fig.1. The open circles are for the total Yukawa interaction, while the red triangles are for the Yukawa interaction truncated at the nearest-neighbors (the respective black and red continuous line are guides for the eyes). The black (resp. red) dashed line is the energy of the pure BCC phase considering all the neighbors (resp. the only first-neighbors). The statistical error bars are of order $0.1 k_B T$. When all the neighbors are included, the system energy reaches the minimum value for $\rho_{AB_2} \simeq 0.42$ (to be compared to the average value $\langle \rho_{AB_2} \rangle \simeq 0.48$ found in the Section 6 using the partition function). On the other hand, all the results including the only nearest-neighbors are found to be above the energy of the pure BCC lattice, indicating that the system should not consider the AB_2 phase if the Yukawa interaction was truncated. As a matter of fact, the difference nearest-neighbors/all-neighbors is essentially important only for the less tolerant crystalline structure in this case (*i.e.* the BCC phase).

tive description of the crystals in coexistence (such as: the respective volumes of the phases, the particle size-distributions in each phase, etc.) as well as the fundamental mechanisms leading to the final composition at equilibrium, within the framework of the DLVO theory. In the two cases presented here (the FCC+BCC and the BCC+ AB_2 systems), spontaneous self-assembly processes sort out particles from a broad polydisperse population and build different sets of colloidal crystals with structures that are adapted to a best use of this population. One process selects the most popular particles to build a first set of crystals (the less tolerant crystal) and "burns" a hole in the original population of particle sizes. The residual particle population then resembles a bi-disperse mixture, and a second process makes use of the remaining sub-populations on either side of the "hole" to construct other crystals (more tolerant). This process of sieving is probably general and leads naturally to sequence of fractionated colloid crystallization governed by the tolerance rule. On the basis of what we know about the binary nanoparticles systems^{11,15}, we can expect still more complex superlattices to be built spontaneously that way for still larger

polydispersities.

This description of the mechanisms is close to the idea by Pusey¹⁶ in a different context – idea which has been validated much later through numerical simulations¹⁷ and theoretical developments¹³ –, that suspensions of highly polydisperse *hard spheres* might crystallize by splitting the broad overall distribution into a number of narrower distributions, each of which being accommodated within a single crystalline phase.

We shall close this presentation with three discussions about the limitations of the numerical method.

- The method does not consider the real kinetics of the mechanisms, then reliability of the method for the large volume fractions may be questionable since movements of the particles can be hindered. However, for systems of spherical particles, repulsive interactions act as lubrication between the particles and generate ergodicity. In other words, local rearrangement of the particles (related to the system capability to reach thermodynamic equilibrium) is facilitated by the repulsive interactions, and more precisely by the value of the energy at contact. This is no more the case in the opposite situation of the attractive interactions, resulting generally in non-equilibrium patterns¹⁸.
- In principle, the method cannot predict the phases at equilibrium, since it supposes to have a priori information – or to make guess – about the phases in coexistence. However, one should note that if large unit crystal cells is being formed in the system, no numerical kinetic method (e.g. molecular dynamics) can nowadays predict the phases, due to essential computing limitations.
- a last but fundamental question is the role of the liquid phase in coexistence with crystals. In principle, the same Gibbs ensemble Monte-Carlo method for a system of two crystal phases plus a liquid phase can be used if a fast-computing free energy method is at hand for the liquid phase. The optimized random-phase approximation (ORPA) is a good candidate for a systematic study. This approach could help to solve the similar problem with large polydispersities. Indeed, in this case, the wings of the charge-distribution function are probably too wide to be incorporated in the only Laves AB₂ phase, and the system should choose the liquid phase as a reservoir of unfitting particles (too large or too small), expressing the high tolerance of the liquid phase. However, experimental data for such systems with large polydispersity are scarce, and it is not clear whether such a system will choose intensively use of the liquid phase (*i.e.* melting the phases) or if it will find another crystalline structure with a still larger unit crystal cell.

9 acknowledgments

Part of this work was realized in the framework of the GDR AMC2 “Approches Multi-Physiques pour les Colloïdes Concentrés”, CNRS. We thank Christophe Labbez and Guillaume Bareigts for interesting comments about the Monte-Carlo numerical method used in this work.

References

- 1 *Complex colloidal crystals from polydisperse suspensions*, B. Cabane, J. Li, F. Artzner, R. Botet, C. Labbez, G. Bareigts, M. Sztucki and L. Goehring, submitted to *Phys. Rev. Lett.*
- 2 F. Laves, *Crystal Structure and Atomic Size*, in *Theory of Alloy Phases*; The American Society of Metals: Cleveland, OH, 1956 ; pp 124-198.
- 3 A. Z. Panagiotopoulos, in M. Baus, L. R. Rull and J. P. Ryckaert, *Observation, prediction and simulation of phase transitions in complex fluids* NATO ASI Series C, **460**, pp. 463-501, Kluwer Academic Publishers, Dordrecht, The Netherlands (1995).
- 4 E. Zaccarelli, S. M. Liddle and W. C. K. Poon, *Soft Matter*, 2015, **11**, 324-330.
- 5 E.J. Verwey and J. Th. G. Overbeek, (1948) *Theory of the Stability of Lyophobic Colloids* Elsevier, Amsterdam, The Netherlands (1948).
- 6 I. Sogami and N. Ise, *J. Chem. Phys.*, 1984, **81**, 6320–6332.
- 7 *Ordering and Phase Transitions in Charged Colloids* A. K. Arora and B. Tata eds., Wiley-VCH, New York (1996).
- 8 M. O. Robbins, K. Kremer and G. S. Grest *J. Chem. Phys.*, 1988, **88** 3286–3312.
- 9 *The Monte-Carlo Method in Condensed Matter Physics*, K. Binder ed., Topics in Applied Physics, vol. 71, Springer-Verlag Berlin Heidelberg New York (1992).
- 10 M. J. Murray and J. V. Sanders, *Philosophical Magazine A*, 1980, **42** 721–740.
- 11 Z. Chen and S. O'Brien, *ACS Nano*, 2008, **2** 1219–1229.
- 12 D. A. Kofke and P. G. Bolhuis, *Phys. Rev. E*, 1999, **59** 618-622.
- 13 M. Fasolo and P. Sollich, *Phys. Rev. Lett.*, 2003, **91**, 068301–1-4.
- 14 M. D. Eldridge, P. A. Madden and D. Frenkel, *Letters to Nature*, 1993, **365**, 35–37.
- 15 L. Fillion and M. Dijkstra, *Phys. Rev. E*, 2009, **79**, 046714.
- 16 P. N. Pusey, *J. Phys. France*, 1987, **48**, 709–712.
- 17 P. Bartlett, *J. Chem. Phys.*, 1998, **109**, 10970–10975.
- 18 G. Foffi, C. de Michele, F. Sciortino and P. Tartaglia, *J. Chem. Phys.*, 2005, **122**, 224903 1–13.