


 Cite this: *Chem. Commun.*, 2020, 56, 8376

 Received 25th February 2020,  
 Accepted 19th May 2020

DOI: 10.1039/d0cc01460e

rsc.li/chemcomm

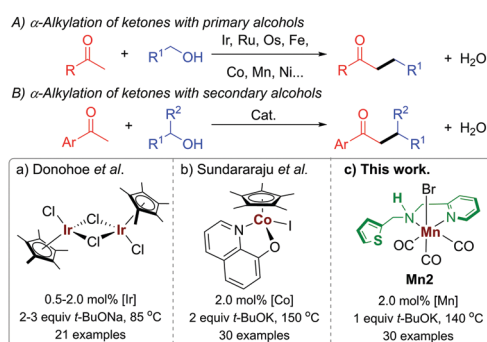
# Manganese complex-catalysed $\alpha$ -alkylation of ketones with secondary alcohols enables the synthesis of $\beta$ -branched carbonyl compounds†

 Satyadeep Waiba,‡ Sayan K. Jana,‡ Ayan Jati, Akash Jana and Biplab Maji \*

Herein,  $\beta$ -branched carbonyl compounds were synthesised via the  $\alpha$ -alkylation of ketones with secondary alcohols under “borrowing hydrogen” catalysis. A wide range of secondary alcohols, including various cyclic, acyclic, symmetrical, and unsymmetrical alcohols, have been successfully applied under the developed reaction conditions. A manganese(i) complex bearing a phosphine-free multifunctional ligand catalysed the reaction and produced water as the sole byproduct.

The development of catalytic methods for the construction of C–C bonds is one of the central goals in organic synthesis. The delicacy of “borrowing hydrogen” (BH) catalysis lies in the fact that it utilizes alcohol as an alternative carbon source for such processes under eco-friendly conditions avoiding substrate prefunctionalization, organohalides, cryogenic temperature, *etc.*<sup>1</sup> In this process, alcohols get activated by dehydrogenation for a reaction with a nucleophile, which is then followed by hydrogenation of the resulting unsaturated intermediate by the “borrowed hydrogen”, thereby making the whole process atom economical, and benign.

In the recent past, BH catalysis has widely been applied for the  $\alpha$ -alkylation of ketones with primary alcohols (Scheme 1A).<sup>1i,j,2</sup> On the other hand, the use of secondary alcohols under BH catalysis to generate the  $\beta$ -branched molecular architecture is limited (Scheme 1B).<sup>3</sup> Commonly, the  $\beta$ -branched ketones were made in the presence of lithium bases by using secondary alkyl halide as an electrophile and this unavoidably produced a large amount of waste.<sup>4</sup> In a pioneering work, Donohoe and coworkers reported the  $\alpha$ -alkylation of ketones with secondary alcohols leading to  $\beta$ -branched products using [Cp\*IrCl<sub>2</sub>]<sub>2</sub> (Cp\* = (C<sub>5</sub>(CH<sub>3</sub>)<sub>5</sub>) as a catalyst (Scheme 1Ba).<sup>3a</sup> The steric factor of the used carbonyl substrate was exploited to limit the self-condensation of the carbonyl substrate used and the ketone,



Scheme 1 Alkylation of ketones.

derived during the reaction from the secondary alcohol.<sup>3a,5</sup> The replacement of precious metals by earth-abundant metals for this type of catalytic transformations is highly attractive in terms of toxicity, cost, and sustainability.<sup>6</sup> In this regard, the only base metal-catalysed reaction of this type was reported by the Sundararaju group using [Cp\*Co(N,O)I] ((N,O) = quinolin-8-olate) as a catalyst (Scheme 1Bb).<sup>3b</sup> However, the recent European Commission’s list of critical raw materials (CRMs) suggested that except cobalt, all first-row transition metals exceed the economic importance threshold while their abundance is below the supply risk threshold.<sup>7</sup> In this regard, lately, well-defined manganese(i) complexes have emerged as an attractive noble metal replacer in sustainable (de)hydrogenation reactions and other organic transformations.<sup>8</sup> Manganese is the third-most abundant transition metal in the earth’s crust (after iron and titanium) and it is less toxic than its higher analogs. Not long ago, selective  $\alpha$ -alkylations of ketones was achieved by using Mn(i) catalysis by Beller,<sup>2h</sup> Rueping,<sup>2i</sup> Sortais,<sup>2m</sup> and our groups.<sup>2k</sup> Alkylations of esters and amides with primary alcohols were also disclosed under manganese catalysis.<sup>9</sup> We have also reported the alkylations of nitriles using a well-defined phosphine-free manganese complex.<sup>10</sup> However, to the best of our knowledge, manganese complex-catalysed alkylations of methyl ketones with

Department of Chemical Sciences, Indian Institute of Science Education and Research Kolkata, Mohanpur 741246, India. E-mail: bm@iiserkol.ac.in

† Electronic supplementary information (ESI) available. See DOI: 10.1039/d0cc01460e

‡ The authors contributed equally.

secondary alcohols to form  $\beta$ -branched molecular structures have not been developed thus far.

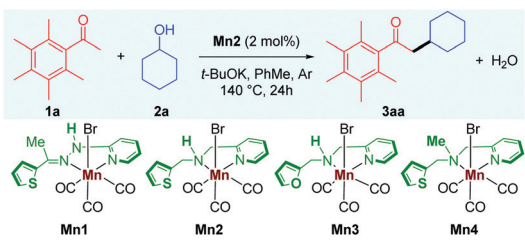
Multifunctional ligand design is an integral part of synthetic chemistry to augment the bond activation processes during the catalytic cycle.<sup>2d</sup> In this regard, most BH catalysts with base metals rely on metal–ligand bifunctional cooperation for alcohol (de)hydrogenation. We recently reported the synthesis of (1 + *n*)-membered cycloalkanes from methyl ketones and 1,*n*-diols by using a Mn(I)-catalyst **Mn2** bearing a hybrid ligand.<sup>11</sup> We have shown that in addition to protonation/deprotonation bifunctionality in the picolylamine fragment, a hemilabile thiophene sidearm that coordinates the manganese site with a relatively elongated Mn–S bond is instrumental for the success of the catalyst. In continuation of our recent efforts in developing phosphine-free manganese catalysis for the (de)hydrogenation reaction,<sup>2k,10–12</sup> herein, we report the catalytic efficiency of **Mn2** for the  $\alpha$ -alkylation of ketones with secondary alcohols leading to the  $\beta$ -functionalised products with the elimination of water as the sole byproduct (Scheme 1Bc).

We started our investigation by carrying out the alkylation of 2,3,4,5,6-pentamethyl acetophenone **1a** with cyclohexanol **2a** as the model substrates (Table 1). Treatment of **1a** and **2a** in the catalytic system of **Mn2** (2 mol%) and *t*-BuOK (1 equiv.) in toluene as solvent at 140 °C for 24 h gave the desired alkylated product **3aa** in 85% isolated yield, and no other side products were observed (Table 1, entry 1). The previously reported catalyst **Mn1**, which displayed high catalytic activities for the  $\alpha$ -alkylations of nitriles,<sup>10</sup> was found to be ineffective for this reaction, giving the product **3aa** in less than 10% yield (entry 2). The manganese catalyst **Mn3** with a furan sidearm instead of thiophene performs poorly, delivering **3aa** in 25% yield, thereby stressing the need of the soft donor in the ligand backbone (entry 3). No product was observed when **Mn4** was used as a catalyst (entry 4), highlighting the importance of the NH proton

for catalytic activity, *vide infra*. The manganese precursor MnBr(CO)<sub>5</sub> did not catalyze the reaction (entry 5), which further validates the need for a proper ligand design for efficient catalysis. Further, the effects of other bases and solvents were tested, and, in all cases, they were found to be less effective (entries 6 and 7). Control reactions demonstrated the importance of the catalyst and the base in the reaction as the reaction could not be reproduced in the absence of either of them (entry 8).

With the optimised conditions in hand, we next proceeded to determine the scope of this manganese catalysed C–C bond formation reaction, and the results are summarised in Table 2. The cyclic secondary alcohols with different ring sizes were found to be viable coupling partners delivering the desired products **3aa–3ac** in high yields. Interestingly, the 4-substituted cyclohexanols **2d–f** were found to impart high *cis*-diastereoselectivity to the products **3ad–3af**, which were obtained in 76–89% yields. An equatorial attack of the intermediate manganese hydride on the exocyclic enone species can explain the observed diastereoselectivity. Reactions with unsymmetrical cyclic alcohols such as 1-tetralol **2g**, 1-indanol **2i**, and their derivatives **2h, l** also proceeded smoothly under the reaction conditions delivering the desired products **3ag–3al** in

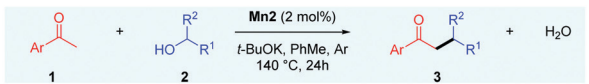
Table 1 Optimization studies<sup>a</sup>



Entry	Deviation from above	Yield of <b>3aa</b>
1	None	85
2	<b>Mn1</b>	< 10
3	<b>Mn3</b>	25
4	<b>Mn4</b>	< 5
5	MnBr(CO) <sub>5</sub>	< 5
6	<i>t</i> -BuOH or 1,4-dioxane as solvent	< 51
7	<i>t</i> -BuOLi, <i>t</i> -BuONa or Cs <sub>2</sub> CO <sub>3</sub> as base	< 15
8	No catalyst, no base	5–10

<sup>a</sup> Reaction conditions: **1a** (0.2 mmol), **2a** (0.4 mmol), Mn-cat (2 mol%), and *t*-BuOK (0.2 mmol) under Ar at 140 °C in toluene (0.05 mL) for 24 h. Isolated yields.

Table 2 Reaction scope<sup>a</sup>



<b>3aa</b> , 85%	<b>3ad</b> , 89%, d.r. > 99:1	<b>3ag</b> , 64%
<b>3ab</b> , 92%	<b>3ae</b> , 78%, d.r. > 99:1	<b>3ah</b> , 64%
<b>3ac</b> , 86%	<b>3af</b> , 76%, d.r. > 99:1	
<b>3ai</b> , 66%	<b>3ak</b> , 80%, d.r. = 78:22	<b>3am</b> , 83%
<b>3aj</b> , 90%	<b>3al</b> , 77%, d.r. = 57:43	<b>3an</b> , 90%, (1.48 g, 87%) <sup>b</sup>
		<b>3ao</b> , 90%
<b>3ap</b> , 84%	<b>3as</b> , 30%	<b>3at</b> , 57%
<b>3aq</b> , 48%		
<b>3ar</b> , 50%		
<b>3au</b> , 92%	<b>3av</b> , 93%	<b>3aw</b> , 60%
		<b>3ax</b> , 53%
<b>3ay</b> , 67%	<b>3az</b> , 86%	<b>3aza</b> , 56%
<b>3bb</b> , 82%	<b>3bn</b> , 80%	<b>3cn</b> , 81%

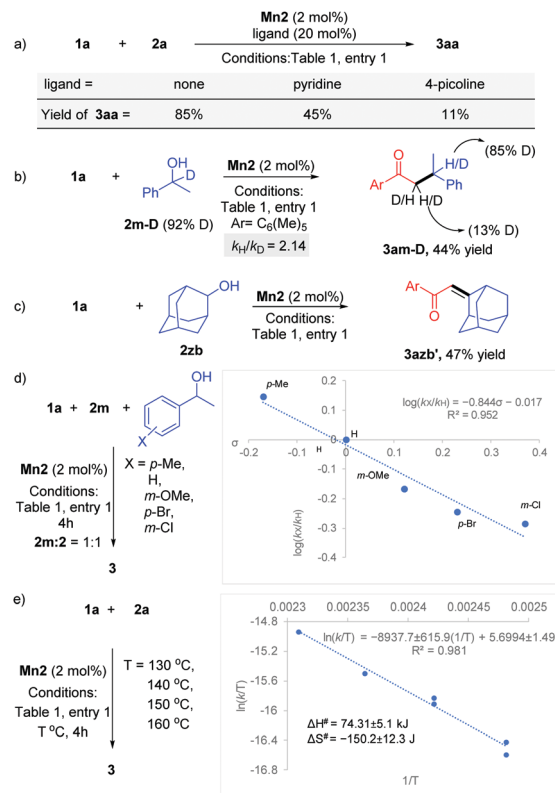
<sup>a</sup> Reaction conditions: as per Table 1, entry 1. <sup>b</sup> 5.26 mmol scale.

64–90% yields. The NMR analysis revealed *cis*-diastereoselectivity in the products **3ak** and **3al**.

The scope of acyclic secondary alcohols was then examined. 1-Phenylethan-1-ol **2m** and their derivatives **2n** and **2p** with electron-donating substituents underwent smooth  $\alpha$ -alkylation reaction delivering the  $\beta$ -branched products **3am**, **3an** and **3ap** in 93–90% yields. Gratifyingly, the reaction of **1a** with **2n** could be performed in gram scale, and the product **3an** was isolated in high yield (1.48 g, 87%). This thus highlights the synthetic utility and practicality of the protocol. Aryl alkyl secondary alcohols with halogen substituents **2o**, **2q** and **2r** also produced the desired products **3ao**, **3aq** and **3ar** in good to moderate yields with the retention of the halo group, which leaves room for further functionalizations. The alcohol bearing a *p*-(phenylethynyl) group, **2s**, selectively yielded the desired product in 30% yield where the triple bond remains intact. Similarly,  $\alpha$ -methyl-2-naphthalenemethanol **2t** could also be used as a coupling partner. We then shifted our focus towards aryl alkyl secondary alcohols bearing heteroaromatic rings. Secondary alcohols with 2-,3-pyridyl (**2u,v**), 2-thiophenyl (**2w**), and 2-furyl (**2x**) groups were found to be viable coupling partners delivering the desired products **3au–3ax** in 60–93% yields. It was found that the reaction is equally tolerable to aliphatic secondary alcohols with different chain lengths delivering the desired alkylated products **3ay–3aza** in 56–86% yields.

Then, we tried to examine the scope of the ketone coupling partner. As demonstrated earlier by Donohoe and coworkers,<sup>3a,5</sup> the use of ortho disubstituted methyl ketones, which can sterically block the undesired aldol condensation and transfer hydrogenation reaction, was found to be necessary for the success of this process. Gratifyingly, 2,4,6-trimethyl acetophenone **1b** was found to display similar reactivity and selectivity as **1a**, giving the desired products **3bb** and **3bn** in 82% and 80% yields, respectively. Similarly, 2,3,5,6-tetramethyl acetophenone **1c** delivered the desired alkylated product **3cn** in 81% yield. However, 2-acetyl naphthalene failed to give the desired product in a practically useful yield under these conditions.

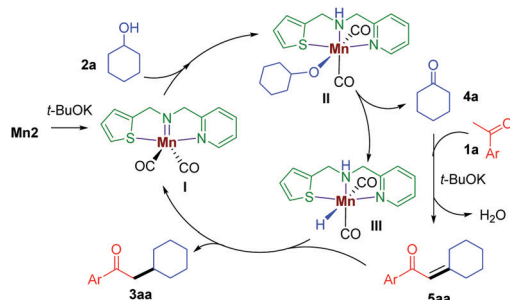
Various experimental studies to probe the probable reaction mechanism were then performed (Scheme 2). Initially, the importance of the M–L bifunctional activation of the ligand was examined. It is thought that the N–H bifunctionality in the ligand takes part *via* a base-mediated dehydrohalogenation to facilitate the alcohol dehydrogenation. Along this direction, the manganese complex **Mn4** derived from the N–Me analog of the ligand failed to catalyze the reaction of **1a** with **2a** (Table 1, entry 4). Previously, we have delineated the role of the hemilabile thiophene arm for the success of **Mn2** in (*n* + 1) annulation reaction with 1,*n*-diols (*n* = 4–6).<sup>11</sup> To examine the importance of the hemilabile coordination of the soft S-donor atom for the alkylation reaction with secondary alcohols, we have performed the reaction of **1a** with **2a** using **Mn3** as a catalyst. Supporting our hypothesis, the complex **Mn3** with the furan side arm lacking the polarizable soft donor atom performed poorly, and only 25% **3aa** was obtained (Table 1, entry 3). Further, when the **Mn2** catalysed reaction was performed in the presence of exogenous Lewis bases (pyridine,



Scheme 2 Mechanistic studies.

4-picoline), the yield of **3aa** was substantially lowered, further supporting the necessity of the hemilabile coordination of the thiophene arm (Scheme 2a).<sup>13</sup>

Deuterium labeling experiments indicated the involvement of BH catalysis. The reaction of 1-phenylethan-1-*d*-1-ol **2m-D** (92% D) with **1a** delivered the product **3am-D** in 44% yield (Scheme 2b). <sup>1</sup>H NMR analysis of the product showed 85% D incorporation at the  $\beta$ -position of the carbonyl group and 13% D incorporation at the  $\alpha$ -position. This points out a deuteride transfer at the  $\beta$ -position of the intermediate chalcone species from a manganese deuteride intermediate. The calculated primary kinetic isotope effect  $k_H/k_D = 2.14$  from a parallel experiment suggests that the dehydrogenation step might be the rate-determining step. The intermediacy of the chalcone was further probed by the reaction between **1a** and 2-adamantanol (**2zb**). The steric factor imparted due to the bulky adamantyl group slowed down the hydrogenation step and allowed the isolation of the unsaturated product **3azb'** in 47% yield (Scheme 2c). To study the electronic influence of the aryl alkyl secondary alcohol substituents on the reaction outcome, the Hammett correlation study was performed (Scheme 2d).<sup>14</sup> We observed a linear correlation with a slope of  $-0.84$ , which suggests that in the transition state, electrons are flowing away, which is stabilised by the electron-donating substituents. Further, an Eyring analysis was carried out to predict the type of mechanism involved. We have found that  $\Delta H^\ddagger = +74.3 \pm 5.1 \text{ kJ mol}^{-1}$  and  $\Delta S^\ddagger = -150.2 \pm 12.3 \text{ J mol}^{-1} \text{ K}^{-1}$ , suggesting the involvement of an associative pathway (Scheme 2e).



Scheme 3 Proposed mechanism.

Based on the above experiments and previous reports,<sup>11</sup> a plausible mechanism is proposed (Scheme 3). In the presence of *t*-BuOK, **Mn2** generates the active imido intermediate **I**, which reacts with the secondary alcohol to give the intermediate **II**. The hemilabile thiophene arm facilitates the alcohol dehydrogenation to release the ketone **4a** and the manganese hydride species **III**. The aldol condensation of **1a** with **4a** delivers the  $\alpha,\beta$ -unsaturated intermediate **5aa**, which is then subsequently reduced by **III** giving the desired saturated product **3aa** and continuing the catalytic cycle.

In conclusion, we have demonstrated that a manganese(I) complex bearing a phosphine-free ligand catalysed the  $\alpha$ -alkylation of ketones with secondary alcohols for the synthesis of diverse  $\beta$ -functionalised carbonyl compounds. The preliminary mechanistic studies indicated the involvement of “borrowing hydrogen” catalysis and delineated the role of the multifunctionality of the ligand backbone for the success of such catalysis. Water is produced as the sole byproduct of such a reaction. We hope that this report paves a way towards further development of molecular catalysts using earth-abundant transition metal catalysts for the synthesis of complex molecular architecture from simple building blocks.

The authors acknowledge IISER, Kolkata (ARF) and SERB (ECR/2016/001654) for the financial support. S. W., Ay. J., and Ak. J. thank CSIR, and S. K. J. thanks IISER Kolkata for the fellowships.

## Conflicts of interest

There are no conflicts to declare.

## References

- (a) M. H. S. A. Hamid, P. A. Slatford and J. M. J. Williams, *Adv. Synth. Catal.*, 2007, **349**, 1555–1575; (b) G. E. Dobreiner and R. H. Crabtree, *Chem. Rev.*, 2010, **110**, 681–703; (c) Y. Obora, *Top. Curr. Chem.*, 2016, **374**, 1–29; (d) H. Fei, L. Zhuqing and Y. Zhengkun, *Angew. Chem., Int. Ed.*, 2016, **55**, 862–875; (e) C. Gunanathan and D. Milstein, *Science*, 2013, **341**, 1229712; (f) A. Nandakumar, S. P. Midya, V. G. Landge and E. Balaraman, *Angew. Chem., Int. Ed.*, 2015, **54**, 11022–11034; (g) A. Corma, J. Navas and M. J. Sabater, *Chem. Rev.*, 2018, **118**, 1410–1459; (h) M. Holmes, L. A. Schwartz and M. J. Krische, *Chem. Rev.*, 2018, **118**, 6026–6052; (i) T. Irrgang and R. Kempe, *Chem. Rev.*, 2019, **119**, 2524–2549; (j) G. A. Filonenko, R. van Putten, E. J. M. Hensen and E. A. Pidko, *Chem. Soc. Rev.*, 2018, **47**, 1459–1483.
- (a) Y. Iuchi, Y. Obora and Y. Ishii, *J. Am. Chem. Soc.*, 2010, **132**, 2536–2537; (b) M. L. Buil, M. A. Esteruelas, J. Herrero, S. Izquierdo, I. M. Pastor and M. Yus, *ACS Catal.*, 2013, **3**, 2072–2075; (c) C. Gunanathan and D. Milstein, *Chem. Rev.*, 2014, **114**, 12024–12087; (d) L. Alig, M. Fritz and S. Schneider, *Chem. Rev.*, 2019, **119**, 2681–2751; (e) A. Quintard and J. Rodriguez, *ChemSusChem*, 2016, **9**, 28–30; (f) B. G. Reed-Berendt, K. Polidano and L. C. Morrill, *Org. Biomol. Chem.*, 2019, **17**, 1595–1607; (g) S. Elangovan, J.-B. Sortais, M. Beller and C. Darcel, *Angew. Chem., Int. Ed.*, 2015, **54**, 14483–14486; (h) M. Peña-López, P. Piehl, S. Elangovan, H. Neumann and M. Beller, *Angew. Chem., Int. Ed.*, 2016, **55**, 14967–14971; (i) G. Zhang, J. Wu, H. Zeng, S. Zhang, Z. Yin and S. Zheng, *Org. Lett.*, 2017, **19**, 1080–1083; (j) J. Das, K. Singh, M. Vellakkaran and D. Banerjee, *Org. Lett.*, 2018, **20**, 5587–5591; (k) M. K. Barman, A. Jana and B. Maji, *Adv. Synth. Catal.*, 2018, **360**, 3233–3238; (l) J. Sklyaruk, J. Borghs, O. El-Sepelgy and M. Rueping, *Angew. Chem., Int. Ed.*, 2019, **58**, 775–779; (m) A. Bruneau-Voisine, L. Pallova, S. Bastin, V. César and J.-B. Sortais, *Chem. Commun.*, 2019, **55**, 314–317; (n) K. Das, A. Mondal and D. Srimani, *Chem. Commun.*, 2018, **54**, 10582–10585.
- (a) W. M. Akhtar, C. B. Cheong, J. R. Frost, K. E. Christensen, N. G. Stevenson and T. J. Donohoe, *J. Am. Chem. Soc.*, 2017, **139**, 2577–2580; (b) P. Chakraborty, M. K. Gangwar, B. Emayavaramban, E. Manoury, R. Poli and B. Sundararaju, *ChemSusChem*, 2019, **12**, 3463–3467; (c) S. Thiyagarajan and C. Gunanathan, *J. Am. Chem. Soc.*, 2019, **141**, 3822–3827.
- M. T. Reetz, *Angew. Chem., Int. Ed. Engl.*, 1982, **21**, 96–108.
- J. R. Frost, C. B. Cheong, W. M. Akhtar, D. F. J. Caputo, N. G. Stevenson and T. J. Donohoe, *J. Am. Chem. Soc.*, 2015, **137**, 15664–15667.
- R. M. Bullock, *Catalysis Without Precious Metals*, Wiley-VCH, Weinheim, 2010.
- British Geological Survey, Bureau de Recherches Géologiques et Minières, Deloitte Sustainability, Directorate-General for Internal Market, Industry, Entrepreneurship and SMEs (European Commission) and TNO, *Study on the Review of the List of Critical Raw Materials*, European Commission, 2017.
- (a) B. Maji and M. K. Barman, *Synthesis*, 2017, 3377–3393; (b) M. Garbe, K. Junge and M. Beller, *Eur. J. Org. Chem.*, 2017, 4344–4362; (c) N. Gorgas and K. Kirchner, *Acc. Chem. Res.*, 2018, **51**, 1558–1569; (d) D. A. Valyaev, G. Lavigne and N. Lukan, *Coord. Chem. Rev.*, 2016, **308**, 191–235; (e) A. Mukherjee and D. Milstein, *ACS Catal.*, 2018, 11435–11469; (f) S. Waiba and B. Maji, *ChemCatChem*, 2020, **12**, 1891–1902; (g) Y. Hu, B. Zhou and C. Wang, *Acc. Chem. Res.*, 2018, **51**, 816–827; (h) W. Liu and L. Ackermann, *ACS Catal.*, 2016, **6**, 3743–3752; (i) X. Yang and C. Wang, *Angew. Chem., Int. Ed.*, 2018, **57**, 923–928; (j) Y.-F. Liang, R. Steinbock, A. Münch, D. Stalke and L. Ackermann, *Angew. Chem., Int. Ed.*, 2018, **57**, 5384–5388; (k) Y.-F. Liang, R. Steinbock, L. Yang and L. Ackermann, *Angew. Chem., Int. Ed.*, 2018, **57**, 10625–10629; (l) S. Ali, J. Huo and C. Wang, *Org. Lett.*, 2019, **21**, 6961–6965; (m) S. Cembellín, T. Dalton, T. Pinkert, F. Schäfers and F. Glorius, *ACS Catal.*, 2020, **10**, 197–202.
- (a) S. Chakraborty, P. Daw, Y. Ben David and D. Milstein, *ACS Catal.*, 2018, **8**, 10300–10305; (b) Y. K. Jang, T. Krüchel, M. Rueping and O. El-Sepelgy, *Org. Lett.*, 2018, **20**, 7779–7783.
- A. Jana, C. B. Reddy and B. Maji, *ACS Catal.*, 2018, **8**, 9226–9231.
- A. Jana, K. Das, A. Kundu, P. R. Thorve, D. Adhikari and B. Maji, *ACS Catal.*, 2020, **10**, 2615–2626.
- M. K. Barman, S. Waiba and B. Maji, *Angew. Chem., Int. Ed.*, 2018, **57**, 9126–9130.
- (a) P. M. Perez Garcia, T. Di Franco, A. Epenoy, R. Scopelliti and X. Hu, *ACS Catal.*, 2016, **6**, 258–261; (b) A. Kumar, N. A. Espinosa-Jalapa, G. Leitus, Y. Diskin-Posner, L. Avram and D. Milstein, *Angew. Chem., Int. Ed.*, 2017, **56**, 14992–14996; (c) S. Harris, *Polyhedron*, 1997, **16**, 3219–3233.
- C. Hansch, A. Leo and R. W. Taft, *Chem. Rev.*, 1991, **91**, 165–195.