

Chemical Science

Accepted Manuscript

This article can be cited before page numbers have been issued, to do this please use: C. Volla, O. P. Dash, A. Singh and R. K. Shukla, *Chem. Sci.*, 2026, DOI: 10.1039/D5SC06303E.



This is an Accepted Manuscript, which has been through the Royal Society of Chemistry peer review process and has been accepted for publication.

Accepted Manuscripts are published online shortly after acceptance, before technical editing, formatting and proof reading. Using this free service, authors can make their results available to the community, in citable form, before we publish the edited article. We will replace this Accepted Manuscript with the edited and formatted Advance Article as soon as it is available.

You can find more information about Accepted Manuscripts in the [Information for Authors](#).

Please note that technical editing may introduce minor changes to the text and/or graphics, which may alter content. The journal's standard [Terms & Conditions](#) and the [Ethical guidelines](#) still apply. In no event shall the Royal Society of Chemistry be held responsible for any errors or omissions in this Accepted Manuscript or any consequences arising from the use of any information it contains.

ARTICLE

Ru(II)-Catalyzed Regioselective (3+2)-Annulation of Anilines with Allenes to Access 2-Vinylindoles

Om Prakash Dash, Anurag Singh, Rahul K. Shukla, Chandra M. R. Volla*

Received 00th January 20xx,
Accepted 00th January 20xx

DOI: 10.1039/x0xx00000x

Direct access to 2-vinylindole motifs from commercially available aniline precursors is an appealing yet challenging task. Conventional strategies often rely on pre-functionalized indoles or require harsh reaction conditions and so direct annulation of simple anilines for their synthesis remains an attractive alternative. Herein, we disclose a cost-effective Ru(II)-catalyzed regioselective (3+2)-annulation of *N*-pyridyl anilines with allenyl carbinol acetates to access 2-vinylindoles at room temperature. The reaction proceeds through an unprecedented 3,2-migratory insertion of allenyl carbinol acetates to form a Ru-alkenyl intermediate, which is elusive so far in C-H activation. Catalyst screening revealed that the regioselectivity of migratory insertion of allene is governed by the nature of the metal-salt. While Ru(II) favors the desired 3,2-insertion, Co(III) promoted 2,1-insertion leading to Co- σ -allyl intermediate. The synthetic process allows to access a large library of 2-vinylindole derivatives from commercially available anilines in good to moderate yields under mild conditions. Interestingly, bis-annulation with the substrates having di-amino functionalities was also successfully carried out to access highly conjugated bisindole architectures. Additionally, the versatility of the protocol was showcased by carrying out late-stage modification of various natural products, gram-scale synthesis, and further functionalization of the products along with photophysical studies of 2-vinylindole derivatives.

Introduction

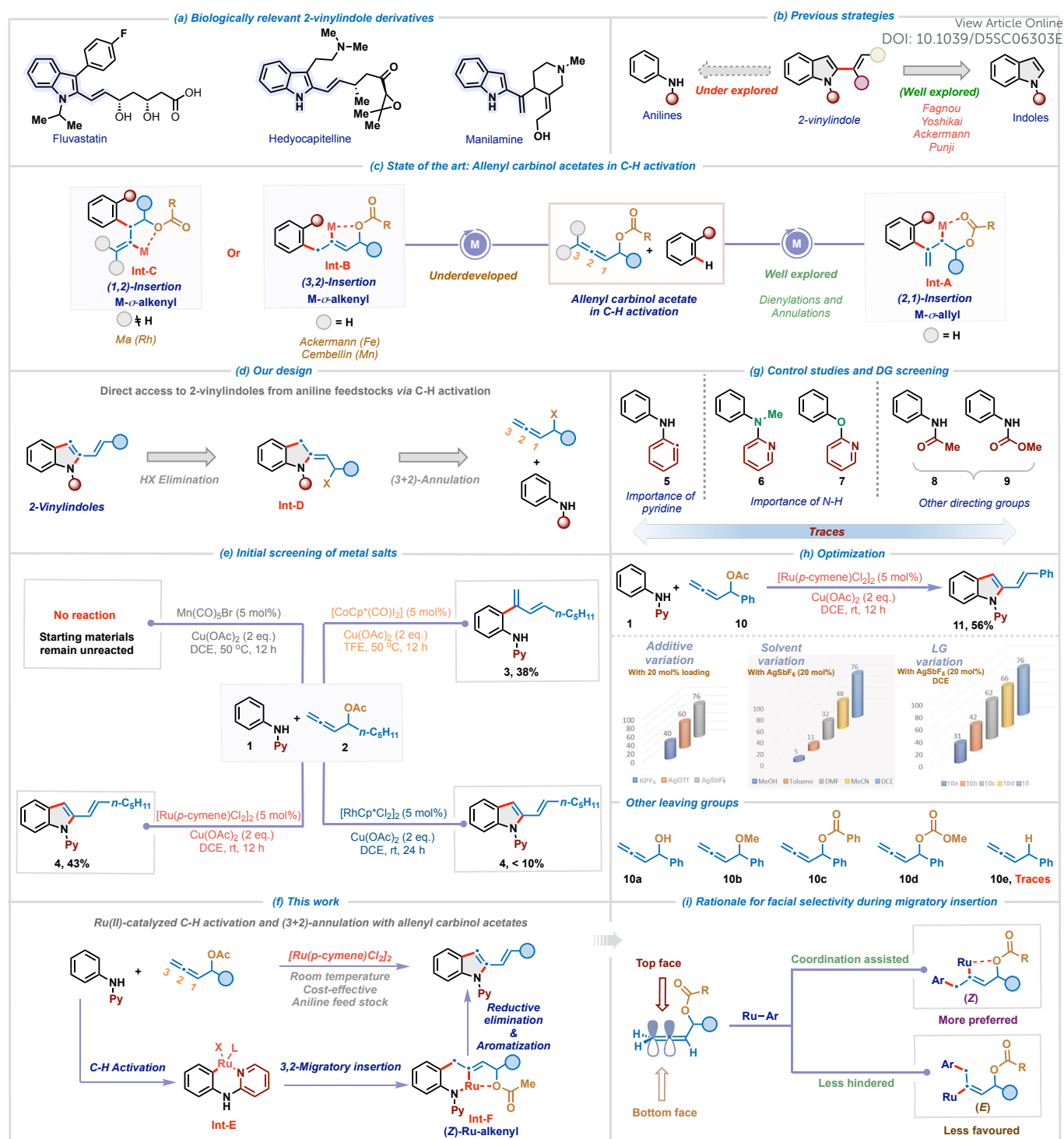
2-Vinylindoles and their derivatives represent a prominent class of heterocycles due to their widespread occurrence in natural products and pharmacologically relevant compounds (Scheme 1a).¹ Furthermore, the alkenyl functionality at the C-2 position of indole serves as a versatile synthetic linchpin, enabling downstream diversification through a broad range of transformations, including cycloadditions, pericyclic reactions, ring-closing metathesis, and macrocyclizations.^{2,3} Consequently, the development of efficient and selective methodologies for the construction of 2-vinylindole frameworks has garnered significant attention.⁴ While traditional approaches such as Fujiwara–Moritani reaction, hetero-Cope rearrangement, and Wittig-type olefinations are synthetically valuable, they often suffer from various limitations such as reliance on pre-functionalized starting materials, poor functional group tolerance, and the requirement of harsh reaction conditions, limiting their overall utility.^{1a} These challenges underscore the need for alternative strategies that offer operational simplicity and exhibit broad substrate scope under mild conditions. Transition metal-catalyzed C–H activation has emerged as a powerful synthetic platform for the construction of functionalized molecules with remarkable efficiency.⁵ This has prompted the exploration of C–H

activation methodologies for the synthesis of 2-vinylindoles via C2-functionalization of indoles through either hydroindolation or cross-coupling approaches. (Scheme 1b).^{6–9} Although elegant, these C–H activation methodologies rely on indole motifs as starting materials and entail direct vinylation to access 2-vinylindoles. In this context, a more flexible and strategic alternative lies in the *de novo* construction of 2-vinylindoles *via* annulation of readily available anilines. Developing a rapid and straightforward route to 2-vinylindoles from commercially available anilines through C–H activation offers a more sustainable and economical approach, significantly enhancing their utility, particularly for large-scale applications.

The unique structural features and rich reactivity profile of allenes have long intrigued synthetic chemists to investigate their potential in catalytic transformations for the rapid generation of molecular complexity.¹⁰ However, the presence of two orthogonal double bonds in allenes presents significant challenges,¹¹ specifically regioselectivity, positional control and chemoselectivity during migratory insertion, impeding their utilization in C–H activation processes.^{12–14} A promising solution to mitigate these issues involves the use of allenes having a tethered directing group for governing the migratory insertion. In this regard, allenyl carbinol acetates have recently emerged as exceptionally versatile and efficient coupling partners in transition metal-catalyzed C–H activation (Scheme 1c, right).^{15–21} The heteroatom at the α -position plays a pivotal role by coordinating with the metal center to direct selective 2,1-migratory insertion leading to M- σ -allyl intermediate **Int-A**.^{15–18} Tailoring upon this concept, Glorius and co-workers in a pioneering study

^a Department of Chemistry, Indian Institute of Technology Bombay, Powai, Mumbai-400076, India. E-mail: Chandra.volla@chem.iitb.ac.in
Electronic Supplementary Information (ESI) available: [details of any supplementary information available should be included here]. See DOI: 10.1039/x0xx00000x





Scheme 1. Overview of the work

demonstrated Rh(III)-catalyzed *ortho* C–H dienylation of benzamides employing allenyl carbinol carbonates.¹⁵ Subsequently, Ma,¹⁶ our group¹⁷ and others¹⁸ have engaged these allenes to develop a diverse range of C–H dienylation and annulation reactions. While the formation and reactivity of M–σ-allyl intermediates **Int-A** are now well understood, alternate migratory insertion modes leading to M–σ-alkenyl intermediates **Int-B** or **Int-C** via 3,2- or 1,2-insertion pathways remain comparatively underexplored, with only three

reports existing in literature to date.^{19–21} Ackermann group was the first to harness Fe-alkenyl intermediate (aka **Int-B**) using iron-catalysts to access isoquinolinone derivatives *via* (4+2)-annulation of benzamides.¹⁹ More recently, Cembellín and co-workers demonstrated a Mn(I)-catalyzed C2-linear dienylation of indoles proceeding through a Mn-alkenyl intermediate (aka **Int-B**).²⁰ In contrast to these 3,2-insertion pathways, Ma and co-workers achieved a reversal in insertion selectivity by leveraging substituents



at the C3 position of allenyl carbinol acetates. Employing tri-substituted allenes, they facilitated 1,2-migratory insertion leading to the formation of a Rh–alkenyl intermediate (aka **Int-C**), enabling highly regioselective C2-allylation of indoles under Rh(III) catalysis.²¹

Results and Discussion

Inspired by these seminal advancements and the broad relevance of 2-vinylindole scaffolds, we aimed to investigate the largely untapped reactivity of M- σ -alkenyl intermediate **Int-B** for synthesizing 2-vinylindoles from readily available anilines (Scheme 1d). We rationalized that the strategic incorporation of a removable directing group to the aniline substrate would facilitate regioselective C–H activation and promote chelation-assisted 3,2-migratory insertion of allenes. Subsequent reductive elimination was anticipated to generate **Int-D**, which upon HX elimination would furnish the desired 2-vinylindole scaffold. Given the critical influence of the metal center in dictating the migratory insertion pathway of allenes,¹¹ we systematically investigated the reactivity of various metal salts to delineate their effect on the reaction outcome (Scheme 1e). Using readily available *N*-pyridyl aniline **1** and allenyl carbinol acetate **2** as model substrates, our initial trial with 5 mol% of [CoCp*(CO)₂]₂ in TFE at 50 °C furnished branched C–H dienylation product **3** in 38% yield. This is in consistent with our earlier observation,^{17a} where Co(III)-catalyst promoted 2,1-migratory insertion during C8–C–H dienylation of quinoline-*N*-oxides. Interestingly, its heavier congener [RhCp*Cl₂]₂ (5 mol%) led exclusively to the formation of desired 2-vinylindole **4**, albeit in low yield and with no observable dienylation product. This suggests that Rh(III) preferentially facilitates 3,2-migratory insertion, leading to the formation of Rh–alkenyl intermediate, underscoring the metal-dependent nature of carbometallation. In recent years, ruthenium catalysts, particularly [RuCl₂(*p*-cymene)]₂, has gained prominence as highly efficient and cost-effective alternative to the more expensive Rh(III) catalysts.²² Owing to their exceptional stability in air and moisture, we have screened the reaction with Ru(II)-catalysts, which resulted in the formation of **4** in an improved yield of 43%. Notably, Mn(CO)₅Br, which was effective in promoting linear dienylation²⁰ via Mn–alkenyl pathway, was found to be ineffective under our reaction conditions. These findings collectively show the pivotal influence of the metal center in governing the regioselectivity of allene insertion with organometallic species.

Building upon these initial findings, herein we unveil a Ru(II)-catalyzed regioselective (3+2)-annulation of anilines and allenyl carbinol acetates, enabling the efficient synthesis of 2-vinylindole derivatives at room-temperature (Scheme 1f). The transformation proceeds via initial C–H activation to generate cyclometalated intermediate **Int-E**, followed by coordination assisted regioselective 3,2-migratory insertion of the allene generating a stable six-membered Ru– σ -alkenyl intermediate **Int-F**. Subsequent reductive elimination and aromatization via elimination of acetic acid yields the desired 2-vinylindoles. To elucidate the role of the directing group, a series of control experiments were performed (Scheme 1g). When diphenylamine **5** was subjected instead of **1** to the standard reaction conditions with allenyl carbinol acetate **2**, no

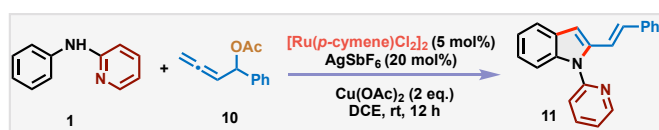
product formation was observed, highlighting the importance of pyridine moiety for the generation of **Int-E**. Additionally, two control reactions using *N*-methyl-*N*-phenylpyridin-2-amine **6** and 2-phenoxypyridine **7** with **2** also resulted in no product formation, indicating the critical role of the N–H group for coordinating with Ru(II)-alkenyl intermediate **Int-F**. Other directing groups, such as acetate (acetanilide **8**) and carbonate (phenylcarbamate, **9**) also failed to yield 2-vinylindoles, showing the unique and indispensable role of the pyridine-based directing group in enabling the transformation. With a comprehensive understanding of the role of the directing group, we aimed to improve the yield of the desired transformation (Scheme 1h). Substituting the allene **2** with **10** afforded a slight enhancement in yield of the corresponding product **11** in 56%. Addition of AgSbF₆ (20 mol%) significantly enhanced the reaction efficiency further, resulting in 76% yield of **11**. In contrast, other additives, such as KPF₆ and AgOTf were found to be ineffective. This suggests that AgSbF₆ plays a crucial role in enhancing the reactivity of the Ru(II)-catalyst by abstracting the chloride anion. We then screened various solvents using 20 mol% of AgSbF₆ as additive to further improve the yield. Notably, the reaction is sluggish in other solvents such as MeOH, toluene, DMF and CH₃CN highlighting the key role of DCE as a solvent. In addition, the impact of various leaving groups on the allene substrate was also investigated using AgSbF₆ (20 mol%) in DCE. Leaving groups such as hydroxy **10a**, methoxy **10b**, benzoate **10c**, and methyl carbonate **10d** were found to be less effective than acetate **10** in promoting the annulation. Intriguingly, the benzyl-substituted allene **10e** completely failed to deliver the desired product **11**, which is likely due to the absence of a coordinating heteroatom at the α -position further ratifying the importance of chelation for the formation of **Int-F**. These observations corroborate the crucial role of both the electronic nature and coordination ability of the leaving group in facilitating the transformation. The success of this transformation hinges on the selective formation of (*Z*)-Ru-alkenyl intermediate **Int-F**, which can be rationalized by preferential top-face insertion of the allene into the aryl–ruthenium species (Scheme 1i). As the π -system of allene is oriented perpendicular to the plane, two insertion pathways (top and bottom) with the terminal double bond of allene are feasible. Although the bottom approach offers less steric hindrance, the top-face insertion is favored due to the stabilizing coordination between the oxygen atom and the ruthenium center, thereby selectively promoting the formation of the (*Z*)-configured Ru-alkenyl species **Int-F**.

After the rigorous optimization studies by varying different reaction parameters such as solvent, base, oxidant and catalyst (see Supporting Information), the optimal reaction conditions were found to be: [Ru(*p*-cymene)Cl₂]₂ (5 mol %), AgSbF₆ (20 mol%) and Cu(OAc)₂ (2 equiv.) in dry DCE at room temperature for 12 h, which afforded the desired product **11** in 76% (isolated yield of 74%) (Table 1, entry 1). Cu(OAc)₂ was proved to be the best oxidant for this transformation as other oxidants such as Ag₂CO₃, AgOAc and BQ were found to be ineffective to furnish the desired product (entry 2). Attempts to enhance the yield through the addition of external bases



such as NaOAc, CsOAc, Na₂CO₃, and Cs₂CO₃ produced **11** only in reduced yields (entry 3). Increasing the temperature to 50 °C has resulted in diminished yield (58%), indicating that room temperature is the optimum temperature for the protocol (entry 4). When the reaction was performed with 1 eq. of Cu(OAc)₂ under an O₂ balloon, 64% yield of **3** was observed (entry 5). As expected, no product was observed in the absence of either Cu(OAc)₂ or Ru(II) catalyst (entries 6 and 7). Other metal catalysts like Pd(OAc)₂ and NiCl₂ were ineffective, with no detectable formation of 2-vinylindole **11** in the crude ¹H-NMR of the reaction mixture (entries 8 and 9), indicating the crucial role of [Ru(*p*-cymene)Cl₂]₂.

Table 1. Optimization of reaction conditions



Entry	Deviation from standard conditions	Yield (%) ^a
1 ^a	None	76 ^b (74) ^c
2	AgOAc, Ag ₂ CO ₃ , BQ instead of Cu(OAc) ₂	-
3 ^d	NaOAc, CsOAc, Na ₂ CO ₃ , Cs ₂ CO ₃	< 72
4	T = 50 °C, 10 h	58
5	1 eq. Cu(OAc) ₂ under O ₂ balloon	64
6	without Cu(OAc) ₂	-
7	without [Ru(<i>p</i> -cymene)Cl ₂] ₂	-
8 ^e	Pd(OAc) ₂ instead of [Ru(<i>p</i> -cymene)Cl ₂] ₂	-
9 ^e	NiCl ₂ instead of [Ru(<i>p</i> -cymene)Cl ₂] ₂	-

Reaction conditions: [a] **1** (0.15 mmol), **10** (0.10 mmol), [Ru(*p*-cymene)Cl₂]₂ (5 mol%), AgSbF₆ (20 mol%) and Cu(OAc)₂ (0.20 mmol), DCE (1.0 mL) at rt for 12 h. [b] Yield is calculated based on ¹H NMR of the crude reaction mixture using 1,3,5-trimethoxybenzene as internal standard. [c] Yield in parentheses refers to isolated yield. [d] As an additive (1 eq.) along with standard conditions. [e] 10 mol% catalyst loading.

With the optimized conditions in hand, we explored the substrate scope of the Ru(II)-catalyzed regioselective (3+2)-annulation using a variety of *N*-aryl-2-aminopyridine derivatives with allenyl acetate **10** (Scheme 2). Pleasingly, both electron-donating and -withdrawing substituents such as methoxy, sulfide, chloro and bromo at the *para*-position of the aniline ring were well tolerated under the standard reaction conditions, delivering the corresponding annulated products **12–15** in moderate to good yields (68–73%). Remarkably, *meta*-substituted *N*-aryl-2-aminopyridines afforded the corresponding 2-vinylindoles **16** and **17** by selective activation of the less sterically hindered C–H bond in good yields (74% and 71% respectively). Further, dihalo-substituted *N*-aryl-2-aminopyridines furnished **18** and **19** in comparable yields (76% and 67% respectively). Substrates bearing strongly electron-withdrawing groups, such as sulfonyl (–SO₂Me) and acetyl (–COMe) at the *para*-position produced **20** and **21** in slightly lower yields (60% and 62%). Interestingly, substrates derived from 2-aminofluorene and 4-trityl-

aniline also underwent the annulation to deliver **22** and **23** in amenable yields (75% and 77%, respectively). *Ortho*-substituted aniline was found to be slightly less efficient in this protocol and gave the product **24** in 51% yield. To further explore the synthetic versatility of this protocol, various allenyl carbinol acetates were tested. Allenes bearing aliphatic substituents such as *n*-pentyl, *n*-propyl and cyclohexyl fared well and provided the corresponding 2-vinylindoles **4**, **25** and **26** in 66–71% yields. Both electron-rich and -deficient aryl substituted allenenes were compatible to yield the products **27–34** in 63–77% yields. Single-crystal X-ray diffraction analysis of **34** unambiguously confirmed the structure of the 2-vinylindole derivatives. To examine the chemoselectivity of the (3+2)-annulation, allenyl acetates having both allene and alkyne functionalities were tested. Notably, annulation occurred selectively with the allene moiety and resulted in **35** and **36** (70% and 75%) leaving the alkyne untouched. 1,3-Disubstituted allene also worked well to afford C-3 substituted 2-vinylindole **37** in 73% yield. Given the biological relevance of 2-vinylindole motifs, we carried out late-stage functionalization using allene derived from naturally occurring aldehyde such as linal, reaction undergoes smoothly to furnish **38** in 75% yield. Allenes tethered with naturally derived alcohols such as citronellol, geraniol, (*L*)-menthol, α -tocopherol, and cholesterol. The corresponding 2-vinylindole derivatives **39–43** were isolated in 70–78% yields. Biologically significant aniline derivatives such as benzocaine and aminoglutethimide also reacted smoothly with allenyl acetate **10** to provide **44** and **45** in 63% and 77% yields respectively. A modular strategy reacting aminoglutethimide-derived *N*-aryl-2-aminopyridine with tocopherol-derived allene enabled synthesis of a complex 2-vinylindole conjugate **46** in 75% yield.

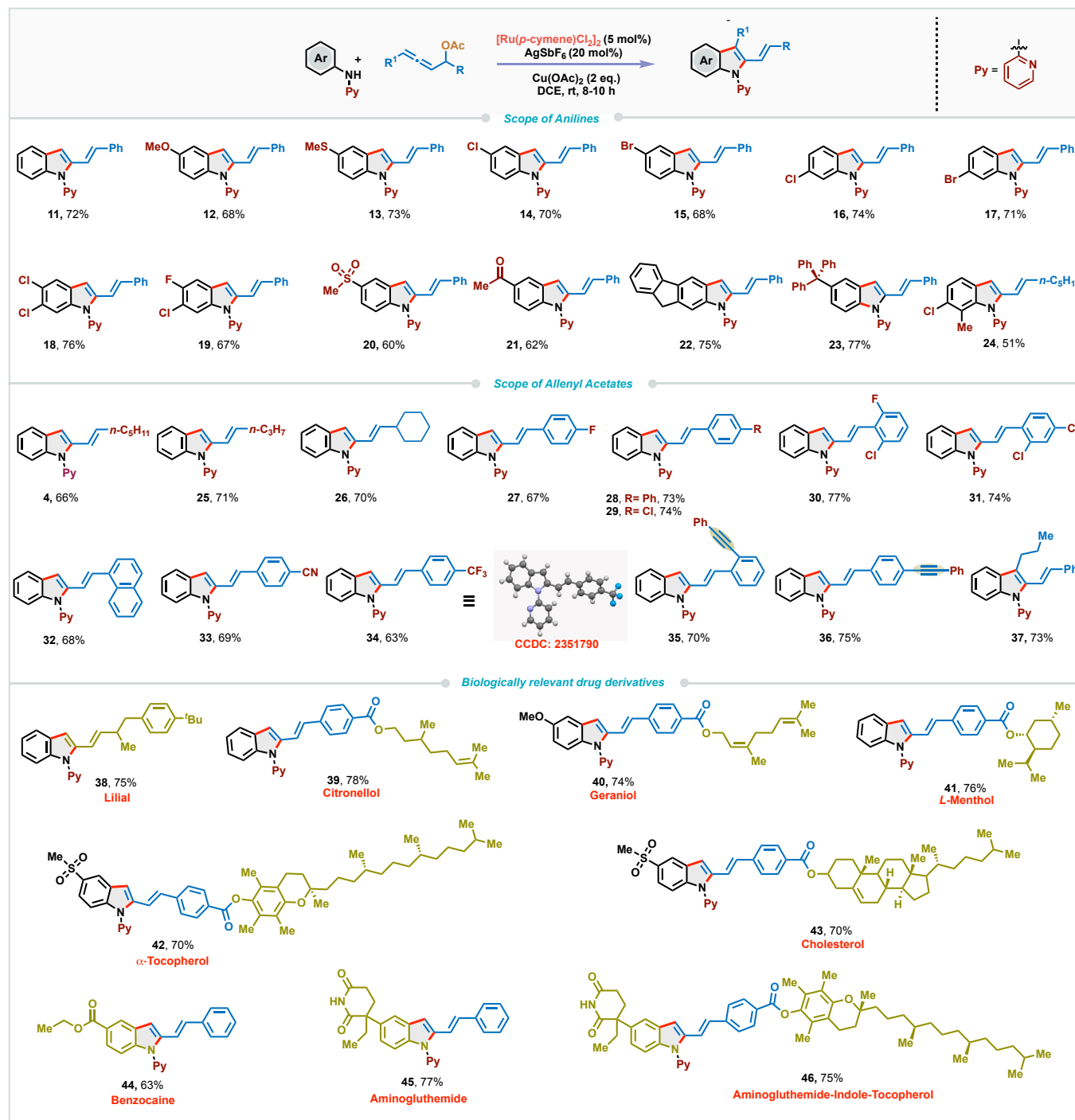
Moreover, our methodology proved effective in complex settings such as late-stage modification of non-nucleoside reverse transcriptase inhibitors²³ rilpivirine **49** and dapivirine **53** (Scheme 3a). These derivatives were prepared from the key starting material **47** and corresponding anilines **48** or **52** by heating in NMP at 95 °C. Excellent regioselectivity was observed with these substrates containing multiple potential reaction sites under standard reaction conditions with allenyl acetates having aryl or alkyl substituents to deliver corresponding functionalized 2-vinylindole derivatives **50**, **51** and **54**. Single-crystal X-ray diffraction analysis of **54** unambiguously confirmed the structure of the 2-vinylindole derivative derived from dapivirine. Bis-indole derivatives exhibit a broad spectrum of biological activities including antiviral, analgesic, antifungal, and anti-inflammatory.²⁴ As a result, there is a growing interest in developing cost-effective, efficient and straightforward methods for their synthesis. Captivatingly, our Ru(II)-catalyzed (3+2)-annulation was found to be suitable for enabling one pot bis-cyclization with diamino derivatives employing excess of allenyl acetate (Scheme 3b). Double (3+2) annulation proceeded under slightly modified reaction conditions to access bis-vinylindole derivatives **55–60** in 63–70% yields).

After exploring the substrate scope of the transformation, various deuterium exchange and competitive experiments were conducted in order to gain mechanistic insights (Scheme 4). A deuterium



exchange experiment of **1** in the absence of allenyl acetate, using a 4:1 mixture of DCE and D₂O resulted in 50% deuterium incorporation at the *ortho* C-H position of the phenyl ring (Scheme 4a). When the

View Article Online
DOI: 10.1039/D5SC06303E



Scheme 2. Substrate scope of 2-Vinylindoles

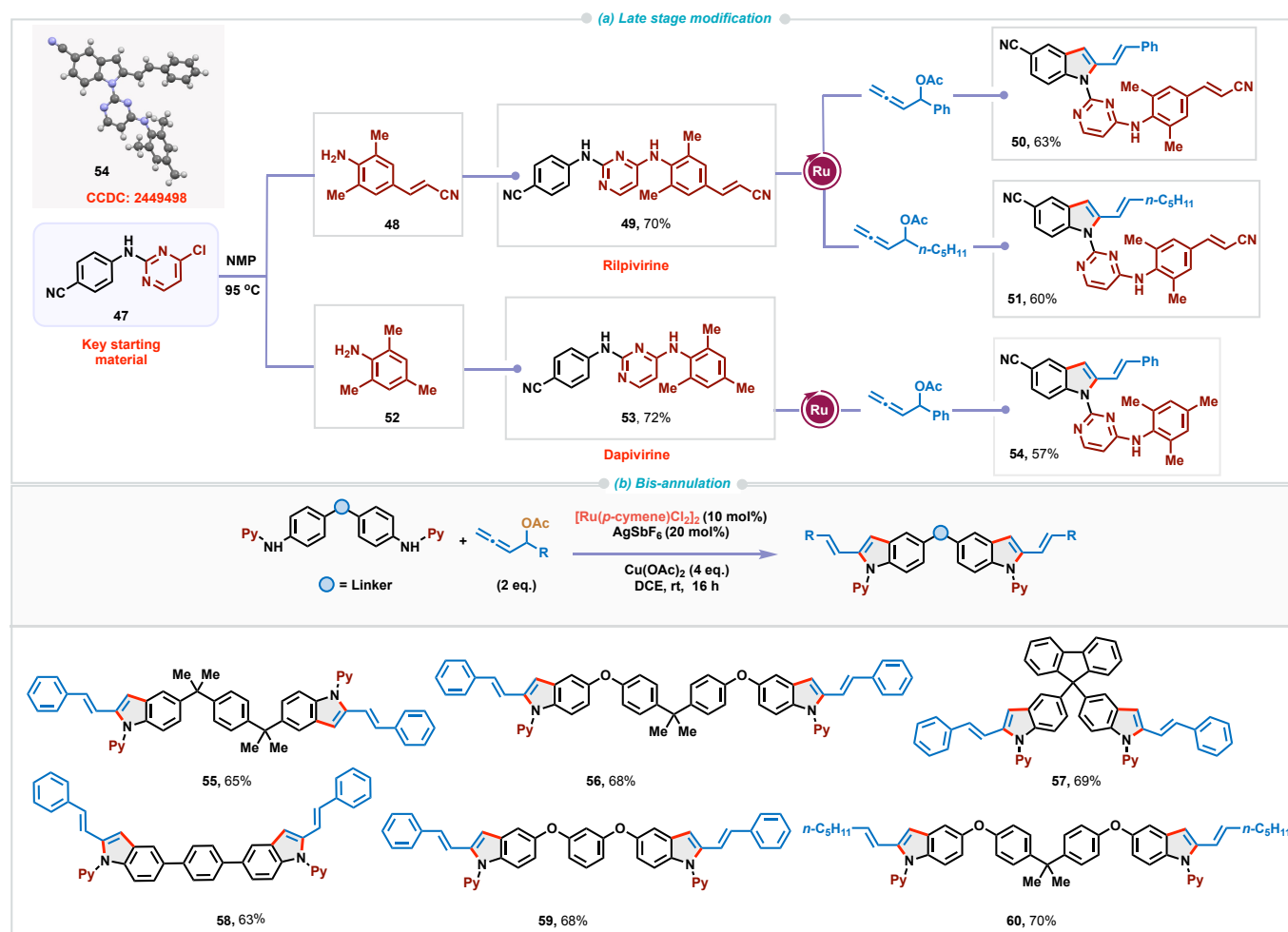
same experiment was carried out in the presence of allenyl acetate **10**, 20% deuterium incorporation at the C-7 position of the indole was observed along with 70% deuterium incorporation at C-5 position (Scheme 4b). These observations, reveal that C–H bond cleavage is reversible in nature and indicate that C–H activation might be proceeding via the typical concerted metalation–deprotonation (CMD) mechanism. To gain more understanding on

the deuteration at C-5 position, compound **11** was subjected to the standard reaction conditions in the presence of D₂O/DCE mixture (Scheme 4c). Interestingly, 57% deuterium incorporation at the C-5 position was observed suggesting that C-5 deuteration is occurring after annulation. To further probe the C–H activation mechanism, a kinetic isotope effect (KIE) study employing 1:1 mixture of **1**/[D₅]-**1** with **10** was conducted, which resulted in a competitive isotopic



value (k_H/k_D) of 1.63, suggesting that C–H bond cleavage might not be involved in the rate-limiting step (Scheme 4d). An intermolecular competitive experiment between 4-methoxy and 4-ester substituted

N-aryl-2-aminopyridines **1b** and **1c** with allene **10** resulted in product ratio of 1:1.14 for **12:44**, implying that the annulation proceeds preferentially with electron deficient *N*-aryl-2-aminopyridine,



Scheme 3. Late-stage functionalization and substrate scope of bis-annulation

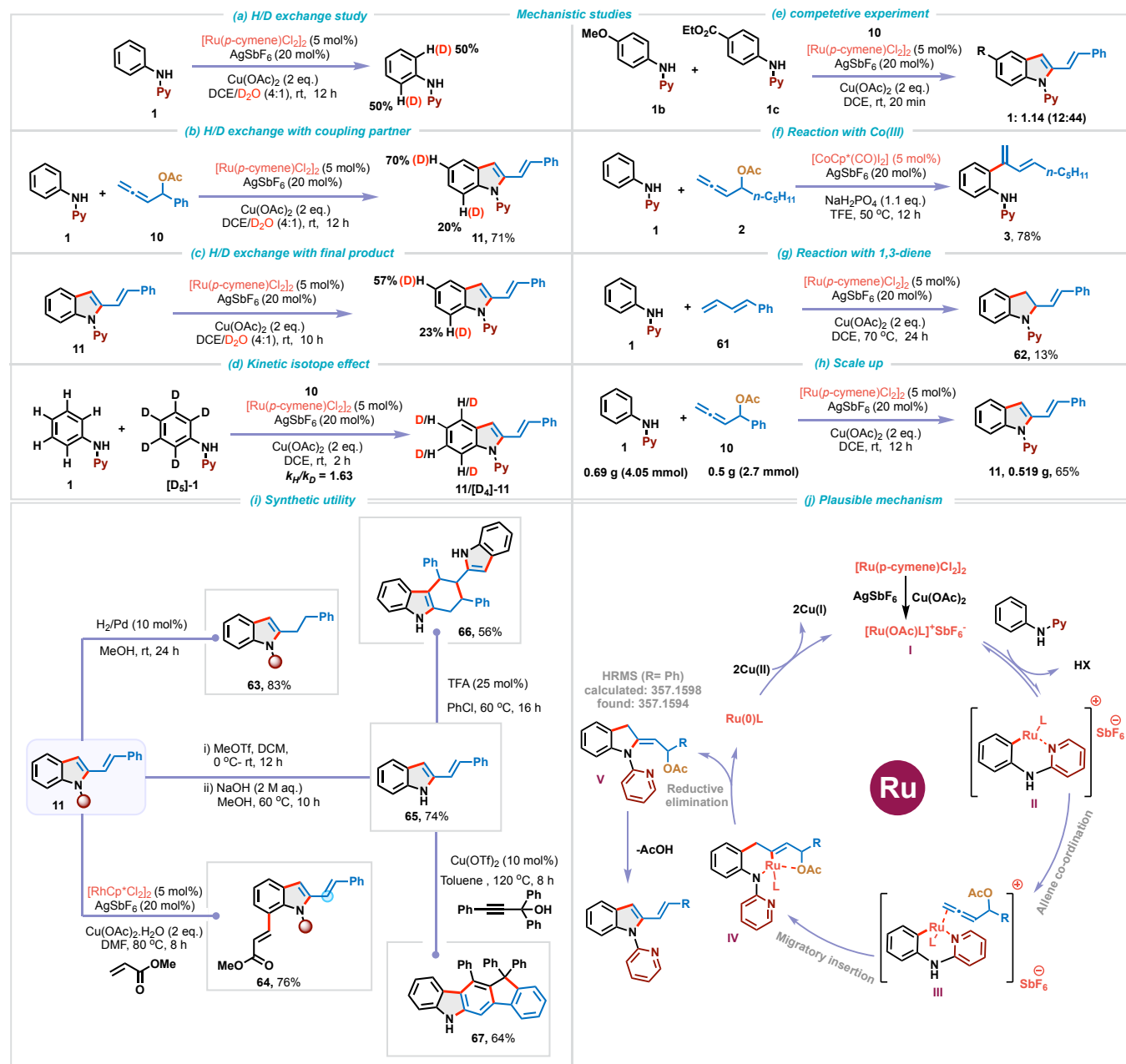
throwing light on the C–H activation step (Scheme 4e). In line with our initial observation (Scheme 1e), use of 5 mol% of $[\text{CoCp}^*(\text{CO})_2]$ provided C–H dienylation product **3** selectively in 78% yield (Scheme 4f). When we replaced allene **11** with 1,3-diene **61** as a coupling partner, 2-vinylindoline **62** was obtained in 13% yield instead of desired 2-vinylindoles, clearly demonstrating the potential of our protocol for accessing 2-vinylindole derivatives (Scheme 4g). A scale-up reaction using 0.69 g of **1** (4.05 mmol) and 0.5 g of **10** (2.7 mmol) under optimized conditions delivered 0.519 g of 2-vinylindole **11** in 65% yield, demonstrating the scalability of the protocol (Scheme 4f). Next, to demonstrate the synthetic utility of 2-vinylindoles, further functionalization of these motifs was explored (Scheme 4i). Pd-catalyzed hydrogenation of 2-vinylindole **11** gave 2-alkylindole **63** in 83% yield. Regioselective C7 C–H functionalization of **11** using Rh(III)-catalyst and methyl acrylate afforded **64** in 76% yield. Removal of the pyridine directing group under basic conditions yielded **65** in 74% yield. As 2-vinylindole motifs are useful diene precursors,² acid-catalyzed [4+2] self-dimerization of **65** furnished **66** in 56% yield and Cu(III)-catalyzed cyclization with propargyl alcohol provided polycyclic scaffold **67** in 64% yield.

Finally, based on the preliminary mechanistic studies, we propose the following reaction mechanism (Scheme 4j). Active cationic Ru(II)-catalytic species **I** is generated via halide abstraction from $[\text{Ru}(\text{p-cymene})\text{Cl}_2]_2$ in the presence of AgSbF_6 and $\text{Cu}(\text{OAc})_2$. Directed ortho-metalation with *N*-aryl-2-aminopyridine leads to the formation of the key six-membered 16 electron-ruthenacycle intermediate **II**. Coordination of allene followed by regioselective 3,2-migratory insertion gives the intermediate **IV**. To decipher the contribution of oxygen coordination, we computationally evaluated the free-energies of the two conformers of Z-intermediate **IV** i.e. with and without coordination with the oxygen and found that the coordinated intermediate is ~6 kcal/mol lower in energy in both triplet and singlet multiplicities, clearly indicating the additional stabilization due to coordination of oxygen (see SI for more details). Reductive elimination forms the intermediate **V** and reduced Ru-species. Our efforts to isolate intermediate **V** met with no success. However, its formation has been confirmed by the HRMS analysis of crude reaction mixture. Cu(II) oxidizes the Ru(0) to regenerate the active Ru(II)-catalyst. HRMS analysis of the crude reaction mixture indicated the possible formation of intermediate **V**. Finally,



aromatization of intermediate **V** occurs via elimination of acetic acid to deliver the desired 2-vinylindole derivative.

We then studied photophysical properties of 2-vinylindole derivatives having different substituents in order to investigate their applicability for optoelectronic applications (Scheme 5). Compounds **22**, **23**, **28**, **34**, and **36** showed significant absorption in the ultra violet



Scheme 4. Mechanistic studies, scale up, further functionalization and proposed mechanism

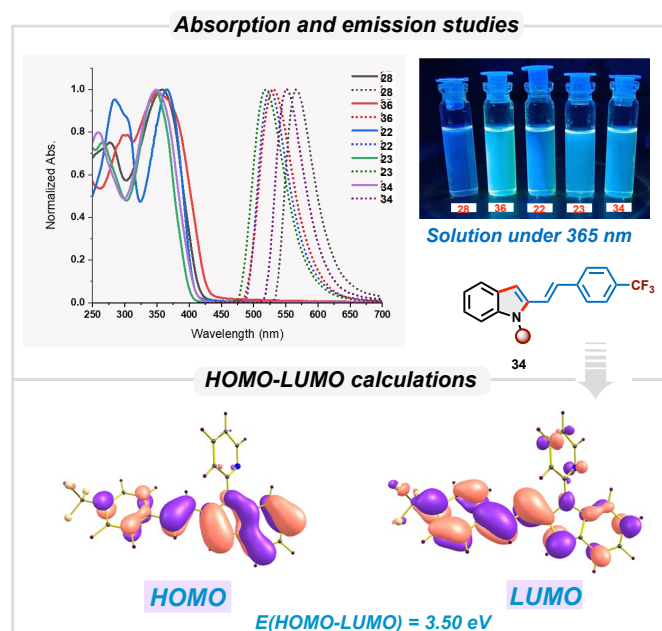
region (350-400 nm). These absorption bands were attributed to π - π^* transitions of the conjugated systems. Substituent variations resulted in a slight change in the absorption maxima. The emission spectra of these derivatives showed a maxima in the visible region around 500-600 nm. Notably large Stokes shifts were observed: 161 nm for **22**, 171 nm for **23**, and 208 nm for **28**, 203 nm for **34** and 177 nm for **36**. With the crystal structure of **34**, the electronic properties were studied using time-dependent density functional theory (TD-DFT) without further optimizing the structure. The electron distribution of the HOMO and LUMO of **34** was found to be as shown in

Scheme 5. The energy of the HOMO was found to be at -5.35 eV , while that of the LUMO was at -1.84 eV . The HOMO-LUMO gap was 3.5 eV , which correlates well with observed value of 3.49 eV from absorption spectra. Based on these studies, these derivatives are expected to be useful in fluorescent probes and optoelectronic devices.

Conclusions



In conclusion, we have developed a highly efficient and rational strategy for the construction of 2-vinylindole frameworks via Ru(II)-catalyzed (3+2)-annulation of feedstock anilines and allenyl carbinol acetates under mild conditions at room temperature. To the best of our knowledge, this represents the first example of utilizing aniline substrates with allenes to access 2-vinylindole scaffolds. Reaction proceeds via a Ru- σ -alkenyl intermediate which was elusive so far with allenyl acetates. Systematic investigation of various metal-salts revealed that the regioselectivity of migratory insertion of allenes with organometallic intermediate depends on the metal-catalyst (Ru(II) vs Co(III)) providing valuable mechanistic insights into carbometallation pathway. This protocol demonstrates broad substrate scope, exhibiting excellent compatibility with a diverse range of functional groups. Furthermore, the practical utility was showcased through late-stage functionalization of various natural products, gram scale synthesis and photophysical studies. Overall, this work provides a new avenue for the construction of 2-vinylindole frameworks via C-H annulation of anilines with allenyl carbinol acetates.



Scheme 5. Photophysical studies

Conflicts of interest

"There are no conflicts to declare".

Acknowledgement

This activity is greatly supported by ANRF, India (CRG/2023/004060). O. P. D. would like to thank Council of Scientific & Industrial Research (C.S.I.R), India respectively for the fellowship.

References

- (a) Y. A. A. M. Elshaier, M. T. M. Nemr, M. S. Refaey, W. A. A. Fadaly and A. Barakat, *New J Chem*, 2022, **46**, 13383–13400; (b) J. J. Conde, M. McGuire and M. Wallace, *Tetrahedron Lett.*, 2003, **44**, 3081–3084; (c) A. P. G. Macabeo, K. Krohn, D. Gehle, R. W. Read, J. J. Brophy, G. A. Cordell, S. G. Franzblau and A. M. Aguinaldo, *Phytochemistry*, 2005, **66**, 1158–1162; (e) G. Massiot, P. Thepenier, M.-J. Jacquier, J. Henin, L. Le Men-Olivier and C. Delaude, *Phytochemistry*, 1991, **30**, 3449–3456.
- (a) E. Rossi, G. Abbiati and V. Pirovano, *Eur. J. Org. Chem.*, 2017, **2017**, 4512–4529; (b) A. Padwa, S. M. Lynch, J. M. Mejía-Oneto and H. Zhang, *J. Org. Chem.*, 2005, **70**, 2206–2218; (c) M.-S. Tu, K.-W. Chen, P. Wu, Y.-C. Zhang, X.-Q. Liu and F. Shi, *Org. Chem. Front.*, 2021, **8**, 2643–2672.
- (a) M. Rawat and W. D. Wulff, *Org. Lett.*, 2004, **6**, 329–332; (b) D. H. Dethe, R. D. Erande and A. Ranjan, *J. Am. Chem. Soc.*, 2011, **133**, 2864–2867; (c) A. Banerjee, S. Sahu and M. S. Maji, *Adv. Synth. Catal.*, 2017, **359**, 1860–1866; (e) J.-J. Zhao, S.-B. Sun, S.-H. He, Q. Wu and F. Shi, *Angew. Chem. Int. Ed.*, 2015, **54**, 5460–5464; (f) J.-J. Zhao, M. Tang, H.-H. Zhang, M.-M. Xu and F. Shi, *Chem. Commun.*, 2016, **52**, 5953–5956.
- (a) M. Eitel and U. Pindur, *Synthesis*, 1989, **1989**, 364–367; (b) T. Fukuyama, X. Chen and G. Peng, *J. Am. Chem. Soc.*, 1994, **116**, 3127–3128; (c) A. Fayol, Y.-Q. Fang and M. Lautens, *Org. Lett.*, 2006, **8**, 4203–4206; (d) G. Cera, S. Piscitelli, M. Chiarucci, G. Fabrizi, A. Goggiamani, R. S. Ramón, S. P. Nolan and M. Bandini, *Angew. Chem. Int. Ed.*, 2012, **51**, 9891–9895; (e) N. P. Grimster, C. Gauntlett, C. R. A. Godfrey and M. J. Gaunt, *Angew. Chem. Int. Ed.*, 2005, **44**, 3125–3129.
- (a) T. W. Lyons and M. S. Sanford, *Chem. Rev.*, 2010, **110**, 1147–1169; (b) K. M. Engle, T.-S. Mei, M. Wasa and J.-Q. Yu, *Acc. Chem. Res.*, 2012, **45**, 788–802; (c) D. A. Colby, A. S. Tsai, R. G. Bergman and J. A. Ellman, *Acc. Chem. Res.*, 2012, **45**, 814–825; (d) D. A. Colby, A. S. Tsai, R. G. Bergman and J. A. Ellman, *Acc. Chem. Res.*, 2012, **45**, 814–825; (e) P. Gandeepan, T. Müller, D. Zell, G. Cera, S. Warratz and L. Ackermann, *Chem. Rev.*, 2019, **119**, 2192–2452.
- D. J. Schipper, M. Hutchinson and K. Fagnou, *J. Am. Chem. Soc.*, 2010, **132**, 6910–6911.
- Z. Ding and N. Yoshikai, *Angew. Chem. Int. Ed.*, 2012, **51**, 4698–4701.
- M. Moselage, N. Sauermann, S. C. Richter and L. Ackermann, *Angew. Chem. Int. Ed.*, 2015, **54**, 6352–6355.
- R. A. Jagtap, C. P. Vinod and B. Punji, *ACS Catal.*, 2019, **9**, 431–441.
- (a) R. Zimmer, C. U. Dinesh, E. Nandan and F. A. Khan, *Chem. Rev.*, 2000, **100**, 3067–3126; (b) S. Ma, *Acc. Chem. Res.*, 2003, **36**, 701–712; (c) B. J. Cowen and S. J. Miller, *Chem. Soc. Rev.*, 2009, **38**, 3102–3116; (d) S. Yu and S. Ma, *Angew. Chem. Int. Ed.*, 2012, **51**, 3074–3112; (e) R. Blicke, M. Taillefer and F. Monnier, *Chem. Rev.*, 2020, **120**, 13545–13598; (f) J. M. Alonso and P. Almendros, *Chem. Rev.*, 2021, **121**, 4193–4252; (g) X. Huang and S. Ma, *Acc. Chem. Res.*, 2019, **52**, 1301–1312.



11. A. S. Hashmi, *Angew. Chem. Int. Ed.*, 2000, **39**, 3590–3593.
12. Selected reviews on allenes in C-H activation: (a) R. Santhoshkumar and C.-H. Cheng, *Asian J. Org. Chem.*, 2018, **7**, 1151–1163; (b) A. M. Nair, R. K. Shukla and C. M. R. Volla, *Synlett*, 2021, **32**, 1169–1178; (c) S.-M. Deng, Y.-X. Zhao and C. Wang, *Tetrahedron Chem*, 2023, **8**, 100049.
13. Selected reports on allenes in C-H activation: (a) Y. J. Zhang, E. Skucas and M. J. Krische, *Org. Lett.*, 2009, **11**, 4248–4250; (b) H. Wang and F. Glorius, *Angew. Chem. Int. Ed.*, 2012, **51**, 7318–7322; (c) R. Zeng, C. Fu and S. Ma, *J. Am. Chem. Soc.*, 2012, **134**, 9597–9600; (d) R. Zeng, S. Wu, C. Fu and S. Ma, *J. Am. Chem. Soc.*, 2013, **135**, 18284–18287; (e) B. Ye and N. Cramer, *J. Am. Chem. Soc.*, 2013, **135**, 636–639; (f) D. N. Tran and N. Cramer, *Angew. Chem. Int. Ed.*, 2013, **52**, 10630–10634; (g) S. Nakanowatari, R. Mei, M. Feldt and L. Ackermann, *ACS Catal.*, 2017, **7**, 2511–2515; (h) S.-Y. Chen, X.-L. Han, J.-Q. Wu, Q. Li, Y. Chen and H. Wang, *Angew. Chem. Int. Ed.*, 2017, **56**, 9939–9943; (i) C. Wang, A. Wang and M. Rueping, *Angew. Chem. Int. Ed.*, 2017, **56**, 9935–9938; (j) S. Nakanowatari, T. Müller, J. C. A. Oliveira and L. Ackermann, *Angew. Chem. Int. Ed.*, 2017, **56**, 15891–15895.
14. Our previous reports on allenes in C-H activation: (a) N. Thrimurtulu, A. Dey, D. Maiti and C. M. R. Volla, *Angew. Chem. Int. Ed.*, 2016, **55**, 12361–12365; (b) A. Dey and C. M. R. Volla, *Org. Lett.*, 2021, **23**, 5018–5023; (c) N. Thrimurtulu, R. Nallagonda and C. M. R. Volla, *Chem. Commun.*, 2017, **53**, 1872–1875.
15. H. Wang, B. Beiring, D.-G. Yu, K. D. Collins and F. Glorius, *Angew. Chem. Int. Ed.*, 2013, **52**, 12430–12434.
16. Y. Zhai, X. Zhang and S. Ma, *Chem. Sci.*, 2021, **12**, 11330–11337.
17. (a) R. K. Shukla, A. M. Nair, S. Khan and C. M. R. Volla, *Angew. Chem. Int. Ed.*, 2020, **59**, 17042–17048; (b) A. Singh, R. K. Shukla and C. M. R. Volla, *Chem. Sci.*, 2022, **13**, 2043–2049; (c) R. K. Shukla, A. M. Nair and C. M. R. Volla, *Chem. Sci.*, 2023, **14**, 955–962; (d) A. Singh, R. K. Shukla and C. M. R. Volla, *Org. Lett.*, 2022, **24**, 8936–8941; (e) G. S. Sontakke, A. K. Chaturvedi, D. Jana and C. M. R. Volla, *Org. Lett.*, 2024, **26**, 4480–4485; (f) R. K. Shukla, A. Singh, R. Shetty and C. M. R. Volla, *Adv. Synth. Catal.*, **367**, e202401400.
18. (a) J. Brzeńkiewicz and R. Loska, *Adv. Synth. Catal.*, 2023, **365**, 4241–4247; (b) X. Song, K. Wang, X. Zhang and X. Fan, *Org. Chem. Front.*, 2023, **10**, 1191–1197.
19. J. Mo, T. Müller, J. C. A. Oliveira and L. Ackermann, *Angew. Chem. Int. Ed.*, 2018, **57**, 7719–7723.
20. D. G. Matesanz, L. Gamarra, T. M. del Campo, P. Almendros and S. Cembellín, *ACS Catal.*, 2023, **13**, 14523–14529.
21. C. Ma, C. Li, J. Bai, J. Xiao, Y. Zhai, Y. Guo and S. Ma, *ACS Catal.*, 2022, **12**, 10141–10146.
22. (a) P. B. Arockiam, C. Bruneau and P. H. Dixneuf, *Chem. Rev.*, 2012, **112**, 5879–5918; (b) L. Ackermann, *Acc. Chem. Res.*, 2014, **47**, 281–295.
23. (a) M. Sharma and L. D. Saravolatz, *J. Antimicrob. Chemother.*, 2013, **68**, 250–256; (b) K. Singh, S. G. Sarafianos and A. Sönnnerborg, *Pharmaceuticals*, 2019, **12**, 62.
24. (a) N. Rehberg, G. A. Sommer, D. Drießen, M. Kruppa, E. T. Adeniyi, S. Chen, L. Wang, K. Wolf, B. O. A. Tasch, T. R. Ioerger, K. Zhu, T. J. J. Müller and R. Kalscheuer, *J. Med. Chem.*, 2020, **63**, 12623–12641; (b) E. T. Adeniyi, M. Kruppa, S. De Benedetti, K. C. Ludwig, V. Krisilia, T. R. Wassenberg, M. Both, T. Schneider, T. J. J. Müller and R. Kalscheuer, *ACS Infect. Dis.*, 2024, **10**, 1958–1969; (c) Q. Lu, S. Cembellín, S. Greßies, S. Singha, C. G. Daniliuc and F. Glorius, *Angew. Chem. Int. Ed.*, 2018, **57**, 1399–1403; (d) S. R. Mendes, S. Thurow, F. Penteado, M. S. da Silva, R. A. Gariani, G. Perin and E. J. Lenardão, *Green Chem.*, 2015, **17**, 4334–4339; (e) J. Lai, B. List and J. P. Reid, *Nat. Commun.*, 2025, **16**, 3676; (f) J.-Y. Wang and J. Sun, *Angew. Chem. Int. Ed.*, 2025, **64**, e202424773; (g) J.-Y. Wang, J. Lin, C. Zhang and J. Sun, *Angew. Chem. Int. Ed.*, 2025, **64**, e202507798.



Data Availability Statement

View Article Online
DOI: 10.1039/D5SC06303E

Ru(II)-Catalyzed Regioselective (3+2)-Annulation of Anilines with Allenes to Access 2-Vinylindoles

Om Prakash Dash, Anurag Singh, Rahul K. Shukla, Chandra M. R. Volla*

Data Availability Statement

The data underlying this study are available in the published article and its Supporting Information. General information, experimental procedures for the synthesis of starting and final compounds, spectroscopic characterization data, NMR spectra for all the obtained compounds and X-ray crystallographic analysis data for compounds **34** and **54**.

