

Cite this: *Mater. Adv.*, 2022,
3, 5274Received 23rd March 2022,
Accepted 30th April 2022

DOI: 10.1039/d2ma00334a

rsc.li/materials-advances

A critical review on emerging photocatalysts for syngas generation *via* CO₂ reduction under aqueous media: a sustainable paradigm

Deepak Kumar Chauhan, Neha Sharma and Kamalakannan Kailasam *

In a holistic view, global energy generally depends on burning fossil fuels that intensifies the worldwide energy crisis and the levels of CO₂ in the atmosphere. Undesirable CO₂ levels in the atmosphere are a major concern for alleviating global warming in particular. Impeding CO₂ emission in the atmosphere is quite important for sustainable development. Utilizing solar energy for photocatalytically driven CO₂ reduction to value-added products or chemical feedstocks can lead to CO₂ consumption in a more renewable way and reduce pollution levels. Photocatalytic CO₂ reduction in water (H₂O) to produce synthesis gas (syngas, CO + H₂) is considered a highly advantageous and pivotal intermediate for the upgradation of valuable hydrocarbon fuels *via* the Fischer–Tropsch reaction. This timely mini-review aims to expatiate on the recent advances in syngas production *via* photocatalytic CO₂ reduction under aqueous media following up on the compendious background of syngas production. Furthermore, we make firm efforts to spotlight various photocatalytic systems, and their structure–activity relationships for syngas production. However, in addition, emphasis has been given to rationalize the stream proportion of the syngas mixture *i.e.* CO/H₂ or H₂/CO. This could promptly be assessed *via* various requisite parameters such as initial feed concentration (CO₂/H₂O) and the cooperative effect of active metallic sites, liners and sensitizers. Lastly, future aspects summarizing the conceptual idea/concern for tuneable syngas production *via* the photoreduction of CO₂ are presented.

Advanced Functional Nanomaterials, Institute of Nano Science and Technology (INST), Knowledge City, Sector-81, Manauli, SAS Nagar, 140306 Mohali, Punjab, India. E-mail: kamal@inst.ac.in, kkamal17@gmail.com

1. Introduction

Currently, rising population and worldwide energy demand are two major issues. Such a tremendous energy supply chain generally relies on the large-scale depletion of non-renewable

**Deepak Kumar Chauhan**

simultaneous biomass conversion into value-added products/fine chemicals and CO₂ sorption and reduction.

Deepak Kumar Chauhan received his BSc (2011) and MSc (2013) degrees from the University of Lucknow. Currently, he is registered as a PhD student at the Indian Institute of Science Education and Research (IISER), Mohali, Punjab, India, and works at the Institute of Nano Science and Technology (INST) Mohali, Punjab, India, under the supervision of Dr Kamalakannan Kailasam. His research interest is photocatalytically driven water splitting,

**Neha Sharma**

Neha Sharma is a PhD student at the Institute of Nano Science and Technology under the direction of Dr Kamalakannan Kailasam. She received MSc from S. G. G. S. Khalsa College, Mahilpur (affiliated to Punjab University). Her research focuses on the development and characterization of novel organic porous materials for photocatalysis, organocatalysis, CO₂ sorption and conversion.



fossil fuels. Profound mining of non-renewable sources (fossil fuels) causes the piling up of carbon dioxide (CO₂) levels in the atmosphere, which is an alarm call for global warming and has an adverse impact on the environment.¹⁻⁴

A special report by the Intergovernmental Panel on Climate Change (IPCC) predicted that CO₂ levels in the atmosphere could cause temperatures to increase by up to 1.5 °C by 2050, which may have devastating consequences for humanity and the natural environment across the globe. Therefore, it is urgent to mitigate the anthropogenic emission of CO₂ in the atmosphere for the sustainable development of mankind.⁵

As a way to subdue this problem, CO₂ reduction to value-added products is a key consideration for sustainable feed-stocks and energy sources. In the last three decades, CO₂ reduction has drawn significant attention for converting CO₂ into promising products or fuels such as CO, CH₄, HCHO, HCOOH, CH₃OH, C₂H₄, and C₂H₆.⁶⁻⁹

The CO₂ reduction process for CO production is one such interesting pathway. The CO₂ redox reaction with H₂O has shown the potential to produce syngas (*i.e.* CO and H₂), which benefits the reaction pathway since the obtained syngas is a crucial intermediate of the production of valuable hydrocarbons, methanol, alcohols and fuel additives *via* the Fischer-Tropsch process.^{10,11}

Currently, syngas production mainly depends on a variety of sources, including fossil fuels such as coal, natural gas and oil, *via* thermo-catalytic systems operating at relatively high temperatures and pressures.^{12,13} For that reason, it is a challenging

task to hunt for more viable approaches that use renewable energy sources (solar, wind and biomass) for the conversion of CO₂ to syngas.

The utilization of solar energy for the reduction of CO₂ to syngas is the most propitious and highly sustainable strategy.¹⁴⁻¹⁷ The strategies reported include photocatalytic or photo-electrochemical (PEC) CO₂ reduction by H₂O and solar light-driven CO₂ reduction *via* CH₄ *i.e.* dry methane reforming.¹⁸⁻²¹ It is interesting to point out that dry methane reforming is a very promising strategy to realize the effective reduction of CO₂ to syngas for practical application in chemical feedstocks for sustainable energy production using natural gas.^{19,22,23} In spite of its promising feature of driving the photo-reduction of CO₂, the practical application of the dry methane reforming process still requires external thermal energy input. This makes the process highly vulnerable and thermodynamically unfavourable as it requires high endothermic enthalpy for the reaction.^{24,25} Thus, herein, the discussion of the photocatalytic dry methane reforming process is completely out of our focus due to the above concerns.

Solar-driven CO₂ reduction under aqueous (H₂O) solution represents an ideal strategy for syngas production.^{21,26,27} This manifests many advantages such as: (1) this reaction may require a boundless source of energy *i.e.* solar light, which is abundant, and (2) this reaction can be initiated by H₂O and CO₂ and (3) requires ambient conditions such as low temperature and pressure.

In brief, the solar-driven production of syngas is a renewable and promising strategy to respond to the energy and environmental crises.^{21,28} As we have mentioned earlier, different approaches have been adopted from time to time for syngas production, but the solar-driven approach is one of the pioneering ones.^{16,26,29} Over a decade, numerous studies have been conducted on photocatalytic CO₂ reduction and significant efforts have been made to develop new photocatalytic systems to increase photocatalytic performance.³⁰⁻³⁴

In addition, there are plenty of reviews and perspectives on photocatalytic CO₂ reduction that mainly discuss the challenges in CO₂ photoreduction for solar fuel production, the different types of photocatalytic systems for CO₂ reduction, improvement in the photo selectivity of solar fuels, and advancements in the structural engineering of photocatalysts for solar-driven CO₂ reduction into fuels.^{4,31,35-38} However, an exclusive review on photocatalytic syngas generation *via* CO₂ reduction under aqueous media is not available. In view of the significance of photo-driven syngas production, this review concisely underlines the recent advances of photocatalytic syngas generation over various photocatalysts.

Herein, we have discussed and emphasized different photo-active materials including MOFs,^{28,39} organic polymers,^{21,40-42} POMs,^{43,44} LDHs,^{45,46} metal oxides,^{47,48} metal complexes,^{49,50} and single atom metals^{51,52} for CO₂ reduction into syngas and have thus briefly described their photocatalytic activities to rationalize the stream proportion of the syngas mixture *i.e.* CO/H₂ or H₂/CO. In the end, conclusive future perspective and challenges are briefly highlighted, which defines new avenues and provides excellent opportunities for materials



Kamalakanan Kailasam is working as a Scientist-F/Professor at the Institute of Nano Science and Technology (INST), Mohali, Punjab, India. He grew up in Andagalore Gate, Namakkal District in Tamil Nadu, India. He completed his BSc (1999) and MSc (2002) degrees at Bishop Heber College affiliated to Bharathidasan University, Tiruchirappalli. He went on to earn a PhD with Late Prof. Klaus Müller in Universität Stuttgart, Germany, in 2008. He was a

postdoctoral fellow at the Max Planck Institute for Colloids and Interfaces, Potsdam, Germany, in the Colloid Chemistry department from 2009 to 2010. Then he moved with Professor Arne Thomas in 2010 to Technische Universität Berlin, Germany, and joined INST Mohali as a scientist in April 2015. He is a materials chemist and leads the "Advanced Functional Nanomaterials" group working on material development for various energy and environmental applications. In particular, his interest lies in photocatalytic conversions, which includes water splitting, biomass to fine chemicals and CO₂ reduction. In addition, his group has broad interests in organic photovoltaics, fuel cells, humidity and VOC sensing and biotechnology applications.



scientists to get deep insight into the development of sustainable photocatalytic systems for solar-driven syngas production.

2. Background and recent advancements in syngas production

Syngas is a gaseous mixture of hydrogen (H₂) and carbon monoxide (CO), and is quite an indispensable component used as an intermediate for the industrial production of ammonia, methanol, synthetic petroleum products, and other chemical commodities *via* the Fischer–Tropsch reaction.^{53–57} Being an attractive feedstock for bulk chemical production, syngas has drawn the attention of research communities since 1900.¹³ Currently, the production of syngas predominantly relies on the conventional reforming of non-renewable sources, including fossil fuels such as natural gas, oil, and coal, generally at high temperatures and pressures.^{13,58–60} Typical methods involved in syngas production include steam reforming,⁶¹ partial oxidation,⁶² and autothermal reforming or oxidative steam reforming.⁶³ For the first time ever, the syngas mixture (CO + H₂) was manufactured *via* the reaction between steam and incandescent coke at 1000 °C (eqn (1)).⁶⁴



Later, the syngas mixture was considered as a feedstock for the catalytic synthesis of methanol *via* a mixture of zinc oxide (ZnO) and chromia as a catalyst (eqn (2)).⁶⁵



During the 1920s to 1960s, the focus of the research communities was shifted towards the use of natural gases including methane and lighter naphtha instead of incandescent coke for syngas production *via* steam reforming (eqn (3)).^{66,67} The process was typically operated with an excess molar ratio of steam to hydrocarbons (H₂O/HCs) at elevated temperatures (400–800 °C) and pressures.



Although steam reforming has had a huge importance and impact in the industrial process for syngas production,⁶⁷ continuous progressive efforts in this process have featured various advancements. Advent of autothermal reforming and partial oxidation showed extreme advancements over ordinary steam reforming. Autothermal reforming was established in the 1950s by Haldor Topsoe where the combination of the partial oxidation process with steam reforming showed an advantageous performance for syngas production.^{68,69} In this process no external heat was supplied to the reactors for syngas production. However, the heat generated in an inlet zone of the reactor *via* the partial oxidation process was supplied to the second reactor for the steam reforming process. For example, the partial oxidation process of *n*-hexane (C₆H₁₄) as a feedstock is illustrated by the following reaction (eqn (4)):⁷⁰



Apparently, the development and optimization of this technology has led to the most efficient and cost-effective operation generally at low molar ratio of steam/HC feed to produce CO-rich syngas. This demonstrated advancements in steam reforming technology that improved the overall reactor efficiency for syngas production.

Nevertheless, the different methods that are discussed here have shown progressive advancements in syngas production, although derived from non-renewable carbon sources such as fossil fuels or natural gases, which have limited reservoirs on Earth.^{60,68} Moreover, excessive utilization of fossil fuels has already led to global warming across the world. Therefore, over the last few years, significant efforts have been made towards the development of clean and alternative routes for sustainable syngas or energy production and purification technology. In such scenarios, exploitation of renewable sources (biomass, CO₂ and H₂O) could make an apparent advancement in syngas production.^{71–73}

Biomass or its derivatives, as a renewable source of carbon content, could also feature in the production of syngas *via* high temperature gasification processes.⁷¹ This is mainly achieved by reacting the biomass material at relatively high temperatures (>700 °C) without combustion, with a controlled amount of oxygen and/or steam. However, during the combustion of biomass, the presence of volatile contaminants such as NO_x, SO_x, NH₃, H₂S and other particulates in the generated syngas poses various issues including equipment corrosion, catalyst deactivation and most importantly environmental pollution.⁷⁴ Therefore, further applications in downstream processes require clean and contaminant-free syngas production.

Moreover, the high abundance of CO₂, a renewable carbon source, in the atmosphere is a major concern for global warming.^{75,76} Researchers have made plenty of efforts to mitigate the existence of CO₂ in the atmosphere by means of various catalytic approaches for the production of fuels and chemical commodities.^{77–80} Several reports have demonstrated that CO₂ is the vital C1 reactant for the production of the syngas mixture *via* the dry reforming of methane.⁸¹ However, the process is generally operated at higher temperatures in industries.

The recycling of CO₂ with H₂O into syngas is a very advantageous process. Syngas production from CO₂ and H₂O could manifest great potential, as mentioned below:

- (i) to operate the process generally at lower temperatures,
- (ii) to supply clean liquid and gaseous fuels, and
- (iii) to maximize the efficiency of energy utilization for fuel production *via* the Fischer–Tropsch reaction.

The driving potential for the production of syngas from the CO₂–H₂O mixture can feasibly be attained *via* renewable sources of energy such as solar, hydro and nuclear.

The electrochemical fission of CO₂ and H₂O to syngas feedstocks has witnessed phenomenal advancements that have been acclaimed as an efficient way to recycle waste carbon into valuable products.⁸² Moreover, focusing on the production of syngas widens the opportunities for the development of electrocatalysts. So far, various electrocatalysts have been employed for syngas production from the CO₂–H₂O mixture.^{83–85} Unlike the



thermochemical process, the electrochemical process, has in recent years advanced the production of syngas in terms of its selectivity, efficiency, and low operational cost towards practical implementation under relatively ambient conditions using electricity. The electrochemical process for syngas production could be further improved by preparing more sophisticated electrocatalysts, electrolytes, and cell designs.

Moving a single step ahead, integrating the electrochemical process with solar light irradiation could rationally modify the entire electrochemical process, propelling to fabricate a PEC device for syngas generation, which has received considerable accolades in recent years.^{20,86} The concept of a PEC cell is inspired by natural photosynthesis. In PEC cells, the essential energy to commence the redox reactions at electrodes for chemical production may generally be supplied *via* light irradiation. The progressive advantage of PEC over conventional electrochemical processes reinforced the PEC technology to be highly feasible and sustainable as it provides huge variations in catalytic and semiconductor/liquid interface systems for syngas generation.⁸⁷ Despite remarkable advancements in the PEC strategy for syngas production, it remains challenging to develop more efficient and robust PEC catalytic systems that can surpass the overpotential of CO₂ (inert molecule, requires high activation energy) or can activate CO₂ at lower overpotentials feasibly and selectively to produce syngas with a tuneable ratio of CO/H₂, yielding further downstream products.

The solar-driven production of the syngas mixture (CO + H₂) *via* CO₂ reduction in aqueous media manifests the most efficient and widely sustainable route. Therefore, taking this aspect into consideration we have highlighted the concept of photocatalytic syngas production. Exploitation of renewable sources of energy *i.e.* solar light for the redox reactions is the most fascinating and sustainable feature in photocatalysis.⁸⁸ It has emerged as a highly advanced and promising method for artificial photosynthesis and selective chemical synthesis under mild conditions.⁸⁹

To date, numerous photocatalytic systems have been explored under which the production of the syngas mixture has commenced from the photoreduction of CO₂ under aqueous media. A photocatalyst (semiconductor) is the staple integral part of the photocatalytic system that provides the catalytic unit sites for CO₂ and H₂O reduction and acts as a sunlight harvester. The detailed process of CO₂ reduction to syngas and its various photocatalytic systems are discussed in the next section.

In spite of the ingenious beauty of the state of the art of the photocatalytic CO₂ reduction to syngas, its large-scale production to realize solar fuels *via* CO₂ reduction is still in the infancy stage. Over the past few years photocatalytic CO₂ reduction to syngas has been considered as the most viable pathway describing the pioneering scientific endeavours, which is still being expanded by researchers for developing photocatalytic systems including photoreactor design and most efficient photocatalysts that can withstand for a longer time into the reactor system without being poisoned for sustainable production of syngas.

3. Photocatalysts for syngas production

Sunlight provides a huge single source of energy, and researchers have devoted plenty of time, resources and intellectual input towards best exploiting this resource.⁸⁸ In addition, renewable and sustainable technology has attracted much consideration because photocatalytic reactions are generally carried out at low temperatures, normal pressure and without the requirement of high input energy.⁹⁰ Therefore, leading research in the field of photocatalysis is accompanied by an impressive and mammoth number of publications.

3.1. Fundamental concept of CO₂ photoreduction

Before moving ahead, it is quite important to discuss the phenomenon of photocatalytic CO₂ reduction in an aqueous environment, as well as the band structure and reduction potential for various reduced products in brief. This may introduce a general idea in the reader's mind for better understanding. In the field of photocatalysis, the band structure of the photocatalyst has a unique importance as it defines the absorbance of the incident light according to the band gap (E_g) of the photocatalyst. In sunlight, different wavelengths of light are present; therefore, when the condition $h\nu > E_g$ is satisfied, the light-absorption phenomenon takes place.^{91,92}

The practical efficiency of the photocatalyst can be estimated by the effective charge separation followed by charge transfer. When the photon energy is shed over the semiconductor, excitons *i.e.* electrons and holes, are generated. Further, electrons from the valence band (VB) get excited to the conduction band (CB), leaving behind holes in the VB. These photogenerated electrons and holes then migrate to the surface of the semiconductor (Fig. 1a). After that, the reaction is initiated by the accepting an electron by a CO₂ molecule from the CB of the semiconductor.⁹³ However, the phenomenon of charge recombination also takes place when an electron and hole combine over the surface. This may lower the efficacy of the photocatalyst for the reaction. Note that the reduction of CO₂ is an uphill reaction; therefore, the CB and VB position of the photocatalyst must bestride the reduction potential of CO₂ and the oxidation potential of H₂O.^{31,94}

The symmetrical structure and strong bond energy ascertain the thermodynamically unfavourable photoreduction of CO₂ due to the high negative reduction potential of CO₂/[•]CO₂ (−1.90 V *vs.* NHE, at pH 7.00). On the other hand, it must be realized that the proton-driven photoreduction of CO₂ (CO₂ reduction under H₂O) could facilitate more favourable conditions for CO₂ reduction at lower negative reduction potentials (*vs.* NHE, at pH 7.00) as the required reduction potential of the protons is less negative than the reduction potential of CO₂.

Thus, these two processes such as the hydrogen evolution reaction (HER)^{95–97} and CO₂ reduction reaction^{49,98} may always compete with each other. The formal electrochemical potentials of the reactions associated with the photoreduction of CO₂ and H₂O redox reactions are summarized in Table 1 and also shown in Fig. 1b.³⁵





Fig. 1 (a) Schematic illustration of the elementary processes of photogenerated charges over the photocatalytic surface. (b) Schematic illustration of photocatalytic CO_2 and H_2O conversion over a semiconducting photocatalyst for solar fuel production mediated by suitable redox co-catalysts.

Table 1 Electrochemical potential (E^0) vs. NHE at pH = 7 for various CO_2 reduction reactions and H_2O redox reactions

Reaction	E^0 vs. NHE at pH = 7 (V)
$\text{CO}_2 + e^- \rightarrow \text{CO}_2^{\bullet-}$	-1.90
$\text{CO}_2 + 2e^- + 2\text{H}^+ \rightarrow \text{HCOOH}$	-0.61
$\text{CO}_2 + 2e^- + 2\text{H}^+ \rightarrow \text{CO} + \text{H}_2\text{O}$	-0.53
$\text{CO}_2 + 4e^- + 4\text{H}^+ \rightarrow \text{HCHO} + \text{H}_2\text{O}$	-0.48
$\text{CO}_2 + 6e^- + 6\text{H}^+ \rightarrow \text{CH}_3\text{OH} + \text{H}_2\text{O}$	-0.38
$\text{CO}_2 + 8e^- + 8\text{H}^+ \rightarrow \text{CH}_4 + \text{H}_2\text{O}$	-0.24
$2\text{H}^+ + 2e^- \rightarrow \text{H}_2$	-0.41
$2\text{H}_2\text{O} + 4\text{h}^+ \rightarrow \text{O}_2 + 4\text{H}^+$	+0.82

3.2. Oxidation half-reaction: complementing CO_2 reduction

Photocatalytic CO_2 conversion is a redox process. In accordance with the CO_2 photoreduction reaction *via* photo-excited electrons, the oxidation of water to produce O_2 may also take place as the oxidation half reaction *via* photo-excited holes. Ideally, H_2O acts as an electron donor and a hydrogen source for the photocatalytic CO_2 reduction. The addition of sacrificial agents (alcohols, amines, and acids) generally boosts the electron donation ability, thus realizing the competing production of H_2 coupled with CO_2 reduction. Remarkably, the oxidation potential of water ($\text{H}_2\text{O}/\text{O}_2$) to O_2 is +0.82 V (vs. NHE, at pH 7.00), which is a lot less positive than the VB potential of most semiconductors, making the oxidation process thermodynamically feasible (Fig. 1a).³⁵ In order to ensure the continuation of the CO_2 reduction process, the generated oxidizing agents such as OH^\bullet or O_2 and the oxidized products must be desorbed immediately from the surface of the photocatalyst.

Of note, so far, numerous photocatalysts including metal oxides, metal-organic complexes, metal-organic frameworks (MOFs), covalent organic frameworks (COFs), single metals and layered semiconducting materials have been employed for CO_2 reduction into CO , HCOOH , CH_3OH , CH_4 , and HCOH products.^{99,100} In the following section, we discuss the photocatalysts associated with photocatalytic CO_2 reduction in H_2O for the production of syngas ($\text{CO} + \text{H}_2$) only and their corresponding activities along with the CO/H_2 ratios, which are listed in Table 2.

3.3. Metal oxide photocatalysts for syngas production

3.3.1. TiO_2 photocatalyst. A pioneering study by Fujishima *et al.* for the photochemical reduction of CO_2 with TiO_2 as a

semiconductor forced researchers to investigate a huge number of semiconductor material-based metal oxides and mixed oxides for the photocatalytic reduction of CO_2 .^{30,123,124} However, TiO_2 is the most studied photocatalyst due to its relatively high efficiency, non-toxic nature, low cost and commercial availability.^{123,125} In spite of being extensively studied for CO_2 reduction, the low quantum efficiency, fast recombination rate of photogenerated excitons and particularly the large band gap of TiO_2 (3.20 eV) are of major concern. Therefore, numerous efforts have been made to increase the light absorption and to enhance the quantum efficiency of TiO_2 .¹²⁶ There are several excellent research/review articles on TiO_2 -based photocatalysts for CO_2 reduction with H_2O into various upgraded products including CO , CH_4 , HCOOH , HCOH , and CH_3OH .^{26,127-129} However, in the following section, we have deliberately placed an emphasis on TiO_2 -based photocatalysts for CO_2 reduction with H_2O for the production of syngas ($\text{CO} + \text{H}_2$) only.

3.3.1.1. Nanostructured TiO_2 photocatalyst. Nano-engineering, in particular, helps to improve the light absorption capacity, and accentuate the photogenerated charge separation and transport properties in addition to increasing the available surface area of the TiO_2 photocatalysts. Reports have suggested that the nanostructured TiO_2 photocatalysts boosted the photo performance for syngas production *via* CO_2 reduction, as shown in Fig. 2.

3.3.1.2. Metal-deposited TiO_2 photocatalyst. It is evident from the previous literature that metal loading on TiO_2 semiconductor has significantly enhanced the photo-generated charge separation and also improved the light absorption ability towards the visible light spectrum.¹³⁰⁻¹³² Zhao *et al.*¹¹⁹ reported an efficient approach of ultrasonic spray pyrolysis (SP) method to prepare a mesoporous silver nanoparticle deposited TiO_2 (Ag/TiO_2) composite. The synthesized Ag/TiO_2 material was further examined for the concurrent photocatalytic hydrogen production and CO_2 reduction to CO *i.e.* syngas ($\text{CO} + \text{H}_2$) from water using methanol as a hole scavenger and a solar simulator as a light source. Varying the reaction gas composition affected the molar ratio of H_2/CO production rates during syngas synthesis and it was effectively tuned in the range from 2 to 10.



Table 2 Photocatalytic syngas generation over various photocatalysts

Entry	Photocatalyst	Photosensitizer	CO and H ₂ yield/conversion rate	CO:H ₂ (tuneable)	Year	Ref.
1	CdSNRs/Fe(III)Salen	N.A.	CO: 143 μmol h ⁻¹ H ₂ : 300 μmol h ⁻¹	1:2.09	2020	101
2	Fe(CO) ₃ bpy	[Ru(bpy) ₃]Cl ₂ [Ir(ppy) ₂ (bpy)]PF ₆	CO: 35 μmol H ₂ : 42 μmol	1:1.5	2015	102
3	Co ^{II} (Ch)	[Ru ^{II} (Me ₂ phen) ₃] ²⁺	NA	2.4:1	2016	103
4	[Co ₅ (btz) ₆ (NO ₃) ₄ (H ₂ O) ₄]	[Ru(bpy) ₃]Cl ₂	CO: 79.2 μmol H ₂ : 140.6 μmol	1:16 to 1:2	2020	50
5	Co(bpy) ₂ Cl ₂	[Ru(bpy) ₃]Cl ₂	CO:62.3 μmol and H ₂ : 69.9 μmol	1:1.2	2017	49
6	CoAl-LDH/MoS ₂	[Ru(bpy) ₃]Cl ₂ ·6H ₂ O	CO: 8070 μmol g ⁻¹ h ⁻¹ H ₂ : 8415 μmol g ⁻¹ h ⁻¹	1:1.3 to 1:15	2020	45
7	(Pd/CoAl-7.57)	[Ru(bpy) ₃]Cl ₂ ·6H ₂ O	When λ > 400 nm CO: 1300 μmol g ⁻¹ h ⁻¹ H ₂ : 600 μmol g ⁻¹ h ⁻¹ When λ > 600 nm CO: 4.1 μmol g ⁻¹ h ⁻¹ H ₂ : 5.4 μmol g ⁻¹ h ⁻¹	1:0.74 to 1:3	2019	46
8	Ce-0.15	[Ru(bpy) ₃]Cl ₂ ·6H ₂ O	CO: 5 μmol g ⁻¹ h ⁻¹ H ₂ : 52 μmol g ⁻¹ h ⁻¹	1:7.7 to 1:1.3	2021	104
9	(Co ₆ -MOF)	[Ru(bpy) ₃]Cl ₂ ·6H ₂ O	CO: 39.6 μmol H ₂ : 28.13 μmol	1.4:1	2017	105
10	(Co/Ru) _{2.4} -UiO-67(bpydc)	[Ru(bpy) ₃]Cl ₂ ·6H ₂ O	CO: 4520.5 μmol g ⁻¹ H ₂ : 9121.5 μmol g ⁻¹	1:2	2019	39
11	C-BMZIFs	[Ru(bpy) ₃]Cl ₂ ·6H ₂ O	CO: 6883 μmol g ⁻¹ h ⁻¹ H ₂ : 3600 μmol g ⁻¹ h ⁻¹	1.9:0.7	2018	106
12	Co-ZIF-9	[Ru(bpy) ₃]Cl ₂ ·6H ₂ O	CO: 41.8 μmol H ₂ : 29.9 μmol	1.39:1	2014	107
13	Fe _{0.5} Ni _{0.5} MOFs	[Ru(bpy) ₃]Cl ₂ ·6H ₂ O	Low conc. CO ₂ reduction CO: 5 μmol h ⁻¹ H ₂ : 5.5 μmol h ⁻¹	1:1.1	2021	28
14	Re-Bpy-sp ² c-COF	N.A.	CO: 12.48 μmol H ₂ : 2.99 μmol	4:1 to 1:0	2020	108
15	CTF-TDPN	[Co(bpy) ₃] ²⁺	CO: 200 μmol g ⁻¹ h ⁻¹ H ₂ : 140 μmol g ⁻¹ h ⁻¹	1.4:1	2021	40
16	Ni-COFs	[Ru(bpy) ₃] ²⁺	CO: 9.06140 μmol g ⁻¹ H ₂ : 1.16140 μmol g ⁻¹	1:19 to 9:1	2020	41
17	CoO-Mo8 UNWs	[Ru(bpy) ₃]Cl ₂ ·6H ₂ O	CO: 4165 μmol g ⁻¹ h ⁻¹ H ₂ : 11 555 μmol g ⁻¹ h ⁻¹	1:2.27	2020	44
18	Co ₂ [Co ₂₀ Mo ₁₆ P ₂₄]	[Ru(bpy) ₃]Cl ₂	CO: 31.42 μmol H ₂ : 20.94 μmol	1:1.5	2020	43
19	[Co(H ₂ O) ₆][Co-POM]	[Ru(bpy) ₃]Cl ₂	Pure CO ₂ CO: 24 mmol g ⁻¹ h ⁻¹ H ₂ : 13.3 mmol g ⁻¹ h ⁻¹ 20% dil. CO ₂ CO: 9.4 mmol g ⁻¹ h ⁻¹ H ₂ : 47.4 mmol g ⁻¹ h ⁻¹	1.8:1 and 1:5	2020	109
20	[Co _{2.67} (SiW ₁₂ O ₄₀)- (H ₂ O) ₄ (Htrz) ₄]-Cl _{1.33} [Co ₃ (SiW ₁₂ O ₄₀)(H ₂ O) ₃ - (Htrz) ₆ Cl]-Cl·6H ₂ O	[Ru(bpy) ₃]Cl ₂ ·6H ₂ O	CO: 15 705 μmol g ⁻¹ H ₂ : 14 523 μmol g ⁻¹ CO: 18 501 μmol g ⁻¹ H ₂ : 18 199 μmol g ⁻¹	1:0.92 1:0.98	2019	110
21	Mn SAs	[Ru(bpy) ₃]Cl ₂	CO: 1470 μmol g ⁻¹ h ⁻¹ H ₂ : 1310 μmol g ⁻¹ h ⁻¹	1.12 to 0.43	2020	111
22	CoN ₄ -SiO ₂	g-C ₃ N ₄	CO: 398 μmol g ⁻¹ H ₂ : 804 μmol g ⁻¹	1:2	2019	112
23	Fe-SAs/N-C	[Ru(bpy) ₃]Cl ₂	CO: 4500 μmol g ⁻¹ h ⁻¹ H ₂ : 4950 μmol g ⁻¹ h ⁻¹	0.3 to 8.8	2020	51
24	TiO ₂ fiber (B)	N.A.	CO: 203.91 μmol g ⁻¹ H ₂ : 398.84 μmol g ⁻¹	1:1.9	2016	48
25	1.0Ag1.0Au/TiO ₂	N.A.	CO: 2.3 μmol g ⁻¹ H ₂ : 4.3 μmol g ⁻¹	1:2	2020	113
26	Cu ₂ O/MnO _x	N.A.	CO: 5.71 μmol h ⁻¹ H ₂ : 4.11 μmol h ⁻¹	1.38:1	2020	114
27	Dye/TiO ₂ /ReP:CoP	(E)-2-Cyano-3-(5'-(5''-(p-(diphenylamino)phenyl)thiophen-2'-yl)-thiophen-2'-yl)-acrylic acid (Dye)	CO: 773 μmol g ⁻¹ H ₂ : 221 μmol h ⁻¹	3.5:1	2016	115
28	Pt-Modified SCS-AgBiW ₂ O ₈	N.A.	CO: 3 × 10 ⁻³ mol g ⁻¹ L H ₂ : 1 × 10 ⁻² mol g ⁻¹ L	0.3:1	2012	116
29	MTC _{3.17P} -MS	N.A.	CO: 80 μmol g ⁻¹ h ⁻¹ H ₂ : 160 μmol g ⁻¹ h ⁻¹	1:2	2018	117
30	Rh-Au@SrTiO ₃	N.A.	CO:66.8 μmol g ⁻¹ h ⁻¹	1.3:1	2016	118



Table 2 (continued)

Entry	Photocatalyst	Photosensitizer	CO and H ₂ yield/conversion rate	CO:H ₂ (tuneable)	Year	Ref.
31	2% Ag/TiO ₂ -SP		H ₂ : 50.5 μmol g ⁻¹ h ⁻¹ CO: 103 μmol g ⁻¹ h ⁻¹	1:2.1	2012	119
32	Meso. TiO ₂ (by KIT-6 replication)	N.A.	H ₂ : 220 μmol g ⁻¹ h ⁻¹ CO: 26.3 μmol g ⁻¹ h ⁻¹	1:3.1	2015	47
33	NVs-PCN (PCN-23)	N.A.	CO: 8 μmol g ⁻¹ h ⁻¹ H ₂ : 2 μmol g ⁻¹ h ⁻¹	4:1	2021	42
34	POP2-Fe	[Ru(bpy) ₃]Cl ₂	CO: 3043 μmol g ⁻¹ h ⁻¹ H ₂ : 3753 μmol g ⁻¹ h ⁻¹	1:1.23	2021	120
35	Pt/BP-OvMBWO	N.A.	CO: 20.5 μmol g ⁻¹ h ⁻¹ H ₂ : 16.8 μmol g ⁻¹ h ⁻¹	1:1-2:1	2021	121
36	Ag/LaFeO ₃ (ALFO-600)	N.A.	CO: 2.41 μmol g ⁻¹ h ⁻¹ H ₂ : 7.3 μmol g ⁻¹ h ⁻¹	1:3	2022	122

Note: N.A.; data not available/provided.



Fig. 2 Schematic illustration of photocatalytic syngas production over TiO₂-based nanocomposite photocatalysts. Reproduced and modified with permission.⁴⁷ Copyright 2015, Elsevier. Reproduced and modified with permission.⁴⁸ Copyright 2016, Elsevier. Reproduced and modified with permission.¹¹³ Copyright 2020, American Chemical Society. Reproduced and modified with permission.¹¹⁵ Copyright 2017, Wiley-VCH. Reproduced and modified with permission.¹¹⁷ Copyright 2018, Royal Society of Chemistry.

Syngas production could generally be improved by engineering TiO₂ catalyst with bi-metallic nanoparticle (NP) deposition over it as compared to bare TiO₂. In one of the studies, Renones *et al.*¹¹³ demonstrated that deposition of both Ag¹³⁰ and Au¹³³ metals over TiO₂ semiconductor (Ag–Au/TiO₂) imparts a significant activity for the production of syngas from CO₂–H₂O mixtures under visible light. Au and Ag both metals are known for localized surface plasmon resonance (LSPR) which tends to

improve the light absorption efficiency by folds and also improve the photogenerated charge separation ability by means of capturing electrons, thus facilitating the multi-electron reduction–oxidation (red–ox) reactions involved in photocatalytic CO₂ reduction. Of note, the Ag–Au/TiO₂ (1 wt%, optimal metal loading) catalyst demonstrated a dual behaviour in terms of selectivity for CO₂ reduced products under different wavelengths of light. Under UV light, the main CO₂ reduction



product was CH₄ and the minor product was CO, accompanied by the generation of H₂ from water reduction. On the contrary, under the visible light, the main CO₂ reduction product was CO in all cases coupled with H₂ production, resembling the critically indispensable syngas (CO + H₂) product with a CO production rate of 2.3 μmol g⁻¹ and H₂ production rate of 4.3 μmol g⁻¹.

3.3.1.3. Mesoporous and morphologically tuned TiO₂ photocatalyst. Introduction of porosity and high surface area can amplify the photocatalytic performance in nanomaterials.¹³⁴ Mesoporous TiO₂ has gained increasing interest in the field of photocatalysis by improving the conversion efficiencies of solar energy, minimizing the recombination of photogenerated electron-hole pairs, and optimizing the mass and fast charge transport.^{135,136} Sol gel, a bottom-up approach, is one of the desirable protocols to develop mesoporosity into the TiO₂ semiconductor for the efficient CO₂ adsorption and photocatalytic reduction of CO₂ to fractional energy products including syngas (CO + H₂). Owing to this, Akhter *et al.*⁴⁷ synthesized nanostructured or mesoporous TiO₂ with an enhanced surface area (190 m² g⁻¹) and high adsorption capacity using KIT-6 silica template for the photocatalytic reduction of CO₂ in the presence of H₂O vapor to produce syngas (CO + H₂) along with hydrocarbons. Mesoporous TiO₂ showed high adsorption ability of reacting gases (CO₂ and H₂O) on the surface of the catalyst as compared to Aeroxide P25 TiO₂. The study demonstrated that the key parameters including the UV light source, intensity, and initial feed ratios *i.e.* H₂O:CO₂ directly influence the photocatalytic activity of the catalyst for fuel production.

However morphological tuning of TiO₂ in 1D (*i.e.* rods, fibres and tubes) is another extension towards nano engineering, which features unique properties, diverse functions, advocating easy electron-hole separation and high rate of electron diffusion coefficient. Accompanying this, Renones *et al.*⁴⁸ synthesized a hierarchical assembly of mesoporous TiO₂ 1-D nanofibers *via* combination of electrospinning and sol gel methods for the photocatalytic reduction of gas phase CO₂ using H₂O as a sacrificial electron donor under UV light irradiation. Among all the catalysts, profound CO₂ reduction activity was achieved by the TiO₂ Fibres B catalyst, which was 398.84 μmol g⁻¹ (H₂) and 203.91 μmol g⁻¹ (CO), respectively, compared to the TiO₂ Fibres-A catalyst (H₂; 42.78 μmol g⁻¹ and CO; 55.06 μmol g⁻¹).

3.3.1.4. Binary-ternary composite based TiO₂ photocatalyst. Varying wide range of photocatalysts (metal oxides, dyes, and metal complexes) with TiO₂ as the semiconductor have shown huge potential for tailoring and design of highly desirable TiO₂-based nanocomposites in order to enhance the light absorption ability, fast charge separation and transportation and further improvement of the activity for CO₂ photoreduction.^{123,137}

Hybridizing photosensitizers (dyes and metal complexes) with TiO₂ semiconductor has been proven to be a highly novel strategy to nano engineer TiO₂ based semiconductors for the photoreduction of CO₂ under visible light. Molecular transition metal complexes-TiO₂ has received much attention as a potential photosensitized hybrid nanomaterial for CO₂ photoreduction.^{138,139}

The advantages of using metal complexes for the CO₂ reduction along with TiO₂ based nanomaterials are follows: (1) improvement in light harvesting ability towards visible light region, (2) tuneable redox potentials *via* ligand modifications, (3) facile coordination of CO₂ molecules to the metal, and (4) multi-electron reduction process by pumping an electron from the excited state of the metal-complex to the conduction band of the TiO₂. Various transition metal complexes with TiO₂ semiconductor, including Re,¹⁴⁰ Ru,¹⁴¹ Mn(II),¹⁴² Cu(II),¹⁴³ *etc.*, have been proposed as potential candidates for the photo-reduction of CO₂. However, the practical applicability of the above-mentioned metal complexes with TiO₂ for the tuneable syngas (CO + H₂) production has not been given much attention. Therefore, in a very interesting study, Lee *et al.*¹¹⁵ demonstrated a controllable syngas production under visible-light irradiation by synthesizing a dye-sensitized TiO₂ photocatalyst containing Re(I) and Co(III) metal complexes. In the ternary hybrid catalyst (dye/TiO₂/ReP:CoP), the Re(I) metal complex (ReP) was shown as a CO-producing site and a Co(III) molecular catalyst (CoP) was referred to act as a H₂-producing active site (Fig. 3a). Furthermore, dynamic electron transfer from the dye to TiO₂ initiated the photoreduction process of CO₂ in the *N,N*-dimethyl formamide (DMF)-water system to co-produce H₂ and CO. However, after CO₂ reduction the H₂/CO ratio in the generated syngas was effectively controlled from 1:2 to 15:1 by the water content of the solvent or the molar Re(I)/Co(III) ratio of the metal complexes in to the dye/TiO₂/ReP:CoP catalyst.

Furthermore, for tuneable syngas production, tailoring TiO₂ semiconductors with metal oxides and metal alloys is in high demand. TiO₂ nanocomposite arrays composed of TiO₂ hollow spheres and MnOx and CuPt alloys (denoted as MTC-P-MS) have been fabricated, with the hollow structure of the TiO₂ catalyst with spatially separated oxidative inner surfaces containing the oxidation co-catalyst MnOx and the reductive outer surfaces containing the reduction co-catalyst CuPt, which was reported to be efficient in the production of syngas from photocatalytic CO₂ reduction with a tuneable CO/H₂ ratio (Fig. 3b). It was shown that CO/H₂ ratio was perfectly tuned in a desirable 1:2 ratio with the MTC_{3,17}-P-MS catalyst, offering a CO evolution rate of 80 μmol g⁻¹ h⁻¹ and H₂ evolution rate of 160 μmol g⁻¹ h⁻¹ by altering the components present at the outer reductive surfaces (co-catalysts, CuPt). Furthermore, a prominent CO evolution rate of 84.2 μmol h⁻¹ g⁻¹ was achieved with 0.108% CO energy conversion yield.¹¹⁷

3.3.2. Other metal oxide or mixed-metal oxide-based photocatalyst. Besides TiO₂-based semiconductors, various different oxides including Cu₂O,¹¹⁴ MnO_x,¹¹⁴ SrTiO₃,¹¹⁸ LaFeO₃,¹²² and AgBiW₂O₈¹¹⁶ have also been exploited for the photoreduction of CO₂ to syngas. In particular, cuprous oxide (Cu₂O), with a band gap of *ca.* 2.0 eV, has emerged as a promising material for photocatalytic CO₂ reduction reactions.¹⁴⁴ However, poor stability limits its practical application in CO₂ reduction reaction, which arises due to accumulation of photogenerated holes, resulting in the photo corrosion. Amalgamating the hole capturing co-catalysts can surpass the Cu₂O limitations by facile migration of photogenerated charges over the surface and tune



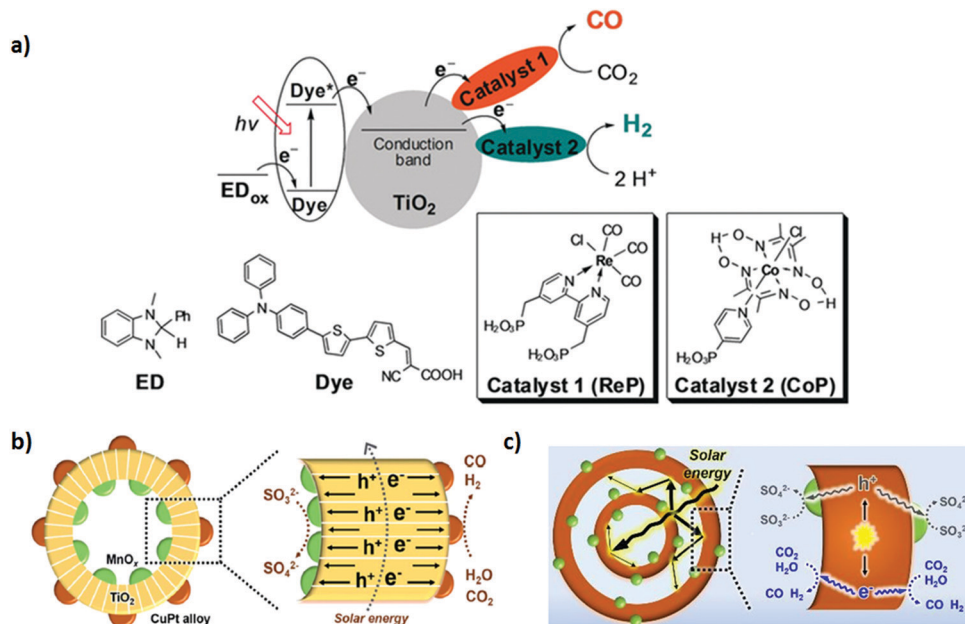


Fig. 3 (a) Schematic representation of the heterogeneous ternary photocatalytic system for syngas production. Reproduced and modified with permission.¹¹⁵ Copyright 2017, Wiley-VCH. (b) Mechanism of the photocatalytic CRR driven by MTCP-MSs. Reproduced and modified with permission.¹¹⁷ Copyright 2018, Royal Society of Chemistry. (c) The photoreaction processes of D-CMH. Reproduced and modified with permission.¹¹⁴ Copyright 2020, Royal Society of Chemistry.

the photoconversion efficiency as well. Owing to this, very recently, Huo *et al.*¹¹⁴ nano-engineered Cu₂O with MnOx (a hole capturing catalyst) to construct a double-shelled Cu₂O/MnOx mesoporous hollow structure (D-CMH) *via* the soft templating method for CO₂ reduction to syngas, which remarkably resulted in the enhancement of charge diffusion, surface area, light harvesting and CO₂ conversion efficiency. D-CMH displayed the finest activity for syngas generation, which was 7.1 times higher than that of the benchmark catalyst *i.e.* Cu₂O (Fig. 3c). The CO and H₂ production rates were estimated to be 5.71 μmol h⁻¹ and 4.11 μmol h⁻¹, respectively.

Perovskites are another class of oxides of interest. SrTiO₃ is a perovskite semiconductor, and offers many useful characteristics for CO₂ photoreduction reactions. Therefore, Li. *et al.*¹¹⁸ designed a strategy to combine SrTiO₃ with Au and Rh co-catalyst to construct a new photocatalyst system. Au, as a plasmonic nanostructured metal, exhibits strong light absorption *via* excitation of localized surface plasmon resonances (LSPR) and acts as a visible-light sensitizer. Rh acts as a photoelectron receiver and usually applied in dry methane reforming reactions.¹⁴⁵ However, their mutual interactive effect over SrTiO₃ exerted noticeable conversion efficiency and high selectivity for syngas production from reduction of the CO₂-H₂O mixture under visible-light irradiation. The production rate of CO and H₂ was estimated to be 66.8 μmol g⁻¹ h⁻¹ and 50.5 μmol g⁻¹ h⁻¹ with a CO:H₂ ratio of 1.3:1. As compared to Au@SrTiO₃ and Rh@SrTiO₃ catalysts, the synergistic effect of Rh and Au over the SrTiO₃ surface showed 22- and 153-fold enhancement in the photocatalytic activity for syngas production, respectively.

Moreover, silver (Ag), bismuth (Bi), and tungsten (W)-containing complex oxides have shown huge importance in photocatalysis.

For instance, silver bismuth tungstate (AgBiW₂O₈) nanoparticles with moderate band gap (indirect), excellent stability in aqueous media and suitable band edge positions feature in solar-driven HER and CO₂RR. Tacconi *et al.*¹¹⁶ demonstrated mild syngas photo-production using AgBiW₂O₈ nanoparticles that were synthesized *via* the solution combustion procedure from their corresponding metal salts. It is essential to point out that the CO₂ was generated *in situ* from formic acid solution, which was majorly responsible for the production of syngas (CO + H₂).

3.4. Layered double hydroxide photocatalyst for syngas production

Layered double hydroxides (LDHs) are two dimensional inorganic crystalline nanostructured materials with a general formula of [M_{1-x}²⁺M³⁺_x(OH)₂]^{x+} [A_{x/p}ⁿ⁻]^{x-}·mH₂O, where M²⁺ and M³⁺ are a metallic bivalent cation and a metallic trivalent cation, respectively, Aⁿ⁻ is an interlayer anion typically carbonate, nitrates and other charge balancing anions and X = M³⁺/(M²⁺ + M³⁺) is the surface charge.^{146,147} Their layered architecture, earth-abundant components, easy synthetic procedure, and light harvesting capability make LDHs attractive photocatalysts. However, poor quantum efficiency due to sluggish charge mobility and facile electron-hole recombination in pristine LDHs generally limit their practical application in photocatalysis. Several attempts have been made to construct a heterojunction at the interface of LDHs by combining them with different metals or semiconductor materials such as Pd, Ag, MoS₂, and g-C₃N₄. Heterostructures of LDHs could facilitate the ease of charge transfer, thus advancing their broad applications in photocatalysis.¹⁴⁸⁻¹⁵²

In a broader view, LDHs have been used in various photocatalytic reactions including water splitting, environmental



remediation, CO₂ reduction, and organic transformations.¹⁴⁷ However, their application in CO₂ photoreduction reaction is highly demanding. Generally, CH₃OH, HCOOH, CH₄ and CO are the major reduced products arising from the photoreduction of CO₂.¹⁵³ CO₂ reduction into CO and H₂ is a requisite task to produce syngas for upgradation of fuel *via* Fischer–Tropsch synthesis. In the wake of this necessity, Wang *et al.*⁴⁶ reported Pd nanoparticle loaded CoAl-LDH (Pd/CoAl-LDH) in conjunction with ruthenium complex (a photosensitizer; [Ru(bpy)₃]Cl₂·6H₂O) as a heterostructure photocatalyst for CO₂ reduction to syngas under visible light irradiation. Pd is a good electron absorber, thus facilitating excellent charge separation and migration and known for producing H₂ in the HER. Pd/CoAl-LDH and ruthenium complex ensured tuneable syngas production with a CO:H₂ ratio ranging from 1:0.74 to 1:3 under visible light irradiation ($\lambda > 400$ nm) as shown in Fig. 4(a and b). Interestingly, it was shown that syngas production under visible light irradiation could further be expanded up to $\lambda > 600$ nm in the presence of the Pd/CoAl-7.57 catalyst (Fig. 4c). DFT and structure characterization techniques demonstrated the superficial role of Pd nanoparticles over CoAl-LDH for tuneable syngas production.

Moreover, in this direction, extending the light absorption capability of LDHs beyond 600 nm is still a desirable task. Like metallic nanoparticles, the LDH heterostructure with other materials shows extended light capturing efficiency, thus improving the photocatalytic performance. Ceria (CeO₂), as an n-type semiconductor, has received wide attention in photocatalysis for

the CO₂ reduction reaction.¹⁵⁴ Owing to this, Tan *et al.*¹⁵⁵ recently reported photocatalytic syngas production under visible-light irradiation up to 600 nm from the CO₂–H₂O mixture by constructing the CeO₂–MgAl–LDH heterostructure (denoted as Ce-*x*, *x* = different molar ratio). Varying content of CeO₂ on MgAl–LDH has shown significant yield of syngas mixture (CO + H₂) with different molar ratios of CO/H₂. The highest yield and selectivity of syngas was achieved from Ce-0.15 and the ratio of the syngas products *i.e.* CO/H₂ was tuned ranging from 1/7.7 (LDH) to 1/1.30 (Ce-0.15). Of note, Ce-0.15 exerted excellent CO₂ reduction to syngas under visible light irradiation ($\lambda > 600$ nm) as shown in Fig. 4(d and e) which can further be confirmed by various characterization techniques.

Molybdenum disulphide (MoS₂), a metal dichalcogenide, is a 2D graphene-like layer-structured semiconductor material. Its intrinsic electronic structure provides high chemical stability and superior electronic mobility, which has received considerable attention in the photocatalytic H₂ evolution reaction and CO₂ reduction.^{156,157} Moreover, the photophysical properties and quantum efficiency of MoS₂ could further be improved by constructing a heterostructure with other 2D layered semiconducting materials.¹⁵⁸ Constructing a heterojunction between LDHs and MoS₂ could be an obvious choice. Owing to this, Qui *et al.*⁴⁵ fabricated a heterostructure by integrating CoAl-LDH and 2D MoS₂ *via* electrostatic interaction for efficient CO₂ reduction into syngas under visible light irradiation. The photoactivity of the CoAl-LDH/MoS₂ material manifested excellent CO₂ reduction to



Fig. 4 (a) The selectivity of CoAl-LDH and Pd/CoAl-*x* for CO₂ reduction under visible light irradiation in the presence of a [Ru(bpy)₃]²⁺ sensitizer and triethanolamine (TEOA) as a sacrificial electron donor. (b) Selectivity of CO and H₂ on CoAl-LDH, Pd/CoAl-0.55, Pd/CoAl-2.46 and Pd/CoAl-7.57. (c) Pd/CoAl-7.57 under irradiation with different wavelengths. Reproduced and modified with permission.⁴⁶ Copyright 2020, Elsevier. (d) Scheme of the tuneable selectivity of syngas from photocatalytic CO₂ reduction by LDH, Ce-*x* (*x* = 0.05, 0.10, 0.15, 0.20, 0.30 and 0.40) and CeO₂ in conjunction with a Ru-complex photosensitizer. Ce-0.15 in CO₂PR under different cut-off filter light irradiation. (e) Selectivity of CO and H₂. Reproduced and modified with permission.¹⁵⁵ Copyright 2020, Springer Nature. (f) Schematic illustration of photocatalytic CO₂ reduction to tuneable syngas on CoAl-LDH/MoS₂ heterostructures. Reproduced and modified with permission.⁴⁵ Copyright 2020, Royal Society of Chemistry.



syngas and the ratio of syngas products $H_2 : CO$ was tuned ranging from 1.3:1 to 15:1 which was rationalized *via* controlling the concentration of the CoAl-LDH/MoS₂ catalyst (Fig. 4f). In addition, photocatalytic activity of the material was also tested under visible light irradiation up to 500 nm, which resulted in a high evolution rate of CO ($4575 \mu\text{mol g}^{-1} \text{h}^{-1}$) from CO₂ photoreduction.

Obvious efforts for solar-driven syngas production generally based on LDH photocatalysts have shown judicious potential for CO₂ reduction to syngas. However, still extensive scientific endeavours are required to design LDH based photocatalysts, emphasizing the concept of constructing desirable heterojunctions with LDHs for feasible charge transfer, CO₂ adsorption-activation and efficient syngas production.

3.5. Polyoxometalate photocatalyst for syngas production

Polyoxometalates (POMs) are a large class of inorganic molecular metal clusters with definite particle sizes and structural dimensions furnishing unique physical and chemical properties including physical solubility, acidity, redox ability, and high thermal and chemical stability. Plenty of POM structures and their constituent hybrids have been proposed to show exciting potential in electro-/photocatalytic CO₂ conversion reactions.^{159–161} In addition, their excellent redox properties and phenomenal solution stability renders them suitable to carry out photocatalytic CO₂ reduction in H₂O as a solvent. Yang *et al.*⁴⁴ reported $(n\text{-C}_4\text{H}_9\text{N})_4\text{Mo}_8\text{O}_{26}$ POM denoted as Mo₈ which was further incorporated with CoO nanowires for the facile production of syngas from photoreduction of CO₂ and H₂O under visible light irradiation, which manifested excellent H₂ and CO evolution rates of 11 555 and 4165 $\mu\text{mol g}^{-1} \text{h}^{-1}$,

respectively (Fig. 5a–c). Additionally, they also exhibited a rationally higher CO/H₂ ratio than without CoO nanowires. Furthermore, this study demonstrated an ultimate synergistic role of CoO nanowires as Co active sites for tuneable syngas production and Co-based POM engineering for advanced CO₂ photocatalysis.

Furthermore, Co metal has got extended attention as a linker between Keggin-type POMs and organic ligands for the synthesis of new POM-based hybrid materials for CO₂ photoreduction. In a very impressive study, Yao *et al.*¹¹⁰ prepared two different new POM-based organic–inorganic hybrids with H₄SiW₁₂O₄₀·2H₂O as the molecular building block, Co cluster (bi and tri-nuclear) as the linker and 1,2,4-triazole (Htrz) as the organic ligand under hydrothermal conditions. Compound $[\text{Co}_{2.67}(\text{SiW}_{12}\text{O}_{40})(\text{H}_2\text{O})_4(\text{Htrz})_4]\cdot\text{Cl}_{1.33}$ (1) and compound $[\text{Co}_3\text{SiW}_{12}\text{O}_{40}(\text{H}_2\text{O})_3(\text{Htrz})_6\text{Cl}]\cdot\text{Cl}\cdot 6\text{H}_2\text{O}$ (2) were utilized as heterogeneous photocatalysts in the photoreduction of CO₂ to CO and H₂ under visible light. However, the production of CO and H₂ for (1) was 15 705 and 14 523 $\mu\text{mol g}^{-1}$ and 18 501 and 18 199 $\mu\text{mol g}^{-1}$ for (2), respectively. It was shown that different Co clusters responsible for innate properties result in excellent photocatalytic activity of (1) and (2).

The negative charges over the surface of polyoxometalates (POMs) might be helpful to couple the $[\text{Ru}(\text{bpy})_3]^{2+}$ complex *via* electrostatic interactions. Taking advantage of it, Xu *et al.*⁴³ synthesized a $[\text{Ru}(\text{bpy})_3]/[\text{Co}_{20}\text{Mo}_{16}\text{P}_{24}]$ composite *via* ionic POM based on Co(II) and P₄Mo₆ units ($\text{Co}_2[\text{Co}_{20}\text{Mo}_{16}\text{P}_{24}]$) and $[\text{Ru}(\text{bpy})_3]^{2+}$ for efficient photoreduction of dilute CO₂ to syngas under visible light irradiation. The as prepared $[\text{Ru}(\text{bpy})_3]/[\text{Co}_{20}\text{Mo}_{16}\text{P}_{24}]$ composite exhibited high efficiency for syngas



Fig. 5 (a) A schematic picture of synthetic procedures towards CoOUNWs and CoO-Mo₈ UNWs. (b) Proposed plausible mechanism. (c) Photochemical syngas production performance of different materials. Reproduced and modified with permission.⁴⁴ Copyright 2020, Wiley-VCH. (d) The proposed CO₂ photoreduction mechanism of the $[\text{Ru}(\text{bpy})_3]/[\text{Co}_{20}\text{Mo}_{16}\text{P}_{24}]$ composite. (e) The influence of water content, from 0 vol% to 20 vol%. Total volume of solvent is unchanged. (f) The reduction performed with different CO₂ content, ranging from 3% to 20%. In these systems, CO₂ is diluted by Ar, for example, in 20% CO₂, the CO₂/Ar volume is 4:1. Reproduced and modified with permission.⁴³ Copyright 2020, Wiley-VCH.



generation with 523.6 TONs ($74.9 \text{ mmol g}^{-1} \text{ h}^{-1}$) in pure CO_2 and 964.9 TONs ($137.9 \text{ mmol g}^{-1} \text{ h}^{-1}$) in diluted CO_2 (Fig. 5d–f). However, the H_2/CO ratio was widely tuned from 5.9 : 1 to 1 : 2. Likewise, Zhao *et al.*¹⁰⁹ also demonstrated the photoreduction process of diluted CO_2 to syngas. Polyoxometalate $[\text{Co-POM}]^{2-}$ and $[\text{Ru}(\text{bpy})_3]^{2+}$ complex were integrated to synthesize a hybrid photocatalyst for dilute CO_2 conversion to syngas under the visible light region. It was shown that in diluted CO_2 , a conversion efficiency of $56.8 \text{ mmol g}^{-1} \text{ h}^{-1}$ was achieved in syngas production.

It has been shown that POMs are efficient and promising photocatalysts for CO_2 reduction to syngas. Incorporation of metal ions or clusters, organic linkers and metal complexes as sensitizers could impart enhanced photocatalytic activity and efficiency. Additionally, it provided insights into rational modification into the POM based heterogeneous photocatalysts for highly efficient CO_2 reduction even in low concentration to generate syngas, which will pave a sustainable route for renewable energy production in the near future.

3.6. Single-atom photocatalyst for syngas production

Single atom catalysts (SACs) have feasibly become the most fascinating choice, advancing the atomic efficiency and catalytic performance by magnitude in various catalytic reactions when dispersed over the matrix support.^{162,163} Unusual ultrahigh ratio of low coordination-number metal atoms and unique electronic properties of SACs at the atomic level propel an excellent pathway for the fascinating catalytic property as compared to conventional

catalysts.¹⁶⁴ In addition, they address the concern over economic issues by minimizing the catalyst consumption, especially for noble metals such as Pt, Pd, Au, Rh, and Ir.

Importantly, the applicability of SACs can promptly be facilitated by the matrix supports, providing a strong anchoring site, high surface area and feasible charge mobility, which can arguably bestow cogent catalysis and stability.¹⁶⁴ Recently, transition metal atom-based SACs have shown great potential in wide applications. In consequence, they are extensively employed as heterogeneous catalysts in photocatalytic CO_2 reduction reactions.^{165,166} Herein, we distinctively feature transition metal SACs promoting CO_2 photo-reduction to syngas. Wang *et al.*⁵¹ demonstrated room-temperature synthesis of Fe single atoms anchored over nitrogen doped porous carbon support (denoted as Fe-SAs/N-C) *via* an electro-chemical filtration method for CO_2 photoreduction into tuneable syngas. Coordination of Fe single atoms with N in the carbon matrix intensifies the CO_2 reduction performance. By an instance, the as prepared Fe-SAs/N-C exhibited an outstanding photocatalytic performance of CO_2 in assistance with $[\text{Ru}(\text{bpy})_3]^{2+}$ for the production of tuneable syngas, resulting in estimated production rates of CO and H_2 of 4500 and $4950 \text{ } \mu\text{mol g}^{-1} \text{ h}^{-1}$, respectively (Fig. 6a–c). Interestingly, the CO/H_2 ratio was tuned ranging from 0.3 to 8.8.

Previous reports suggested that (cobalt) Co is the promising active centre for CO_2 reduction under light irradiation.¹⁶⁷ In addition, the unique electronic structure and appealing properties of Co-SAC manifested an outstanding performance

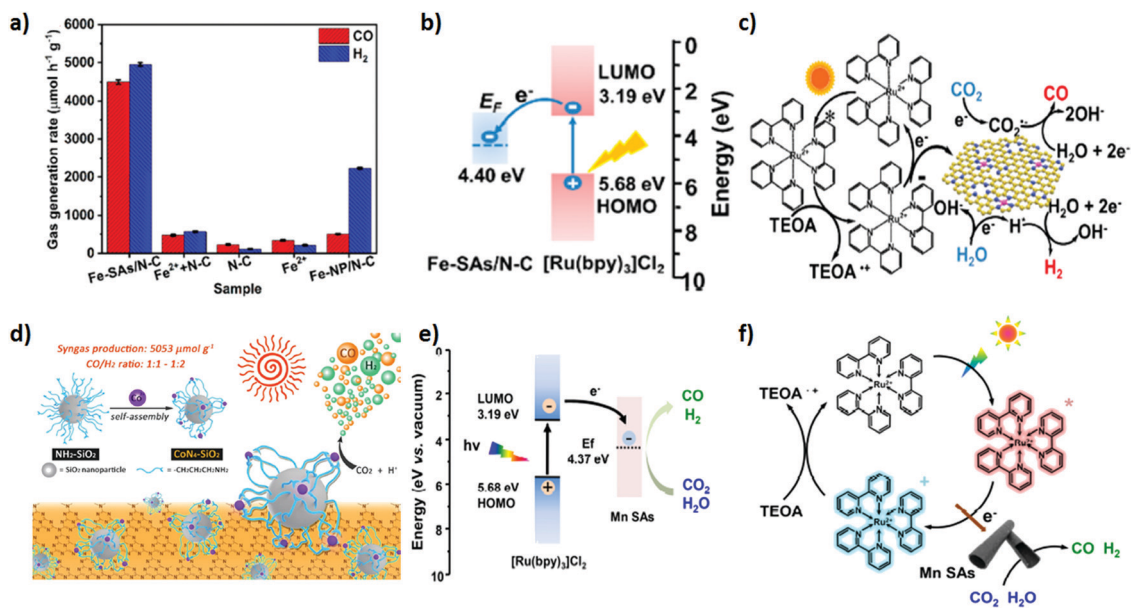


Fig. 6 (a) CO_2 photoreduction activities of Fe-SAs/N-C, Fe^{2+} + N-C, N-C, Fe^{2+} and FeNP/N-C under the same conditions with 5 mg catalyst, 5 mg $[\text{Ru}(\text{bpy})_3]\text{Cl}_2 \cdot 6\text{H}_2\text{O}$ in 6 mL mixed solution (acetonitrile/ H_2O /triethanolamine = 4/1/1 in volume) at 25 °C under visible light irradiation ($\geq 420 \text{ nm}$). (b) Schematic energy-level diagram showing the electron transfer from $[\text{Ru}(\text{bpy})_3]\text{Cl}_2$ to the Fe-SAs/N-C catalyst. EF: Fermi level; LUMO: lowest unoccupied molecular orbital; HOMO: highest occupied molecular orbital. (c) Schematic process for the photocatalytic reaction using $[\text{Ru}(\text{bpy})_3]\text{Cl}_2$ as a light absorber and Fe-SAs/N-C as a catalyst. Reproduced and modified with permission.⁵¹ Copyright 2020, American Chemical Society. (d) The preparation of $\text{CoN}_4\text{-SiO}_2$ nanoparticles and the photocatalytic system. Reproduced and modified with permission.¹¹² Copyright 2019, Royal Society of Chemistry. (e) Energy-level diagram of $[\text{Ru}(\text{bpy})_3]\text{Cl}_2$ + MnSAs. (f) Schematic showing the photocatalytic process of $[\text{Ru}(\text{bpy})_3]\text{Cl}_2$ + MnSAs. Reproduced and modified with permission.¹¹¹ Copyright 2020, Elsevier.



toward photocatalytic CO₂ reduction. Hu *et al.*¹¹² demonstrated photocatalytic CO₂ reduction to syngas based on Co-SAC featuring a Co-N₄ active core centre onto an aminated SiO₂ support in association with g-C₃N₄ as a light harvester (Fig. 6d). 3-(Trimethoxysilyl) propan-1-amine (APTMS) on the SiO₂ provided a very strong coordination environment for anchoring Co atoms into the core. The X-ray absorption spectroscopy (XAS) technique was applied to further study the coordination core structure of CoN₄. The as prepared CoN₄-SiO₂ catalyst revealed outstanding stability and excellent photocatalytic activity for CO₂ photo-reduction to syngas with production rates of CO 398 μmol g⁻¹ and H₂ 804 μmol g⁻¹. Of note, the CO/H₂ ratio in the syngas mixture was maintained from 1 : 1 to 1 : 2.

Heteroatom doped (N, S) organic semiconducting polymers including polypyrrole, polyaniline and polythiophene are fascinating choices to fabricate the porous heteroatom doped carbon matrix by impregnating SACs. Doped heteroatoms into the carbon matrix provide an extra stabilization of SACs *via* simple Lewis acid–base interactions compared to the simple carbon matrix. Owing to this, recently, Yang *et al.*¹¹¹ successfully devised an *in situ* polymerization approach to disperse Mn SACs over the polymeric N-doped carbon matrix. In general, anchored Mn atoms over the N-doped carbon matrix were extracted from MnO₂ during *in situ* polymerization of pyrrole monomers. The resultant uniformly dispersed Mn single atom over the N-doped carbon matrix was exploited as a co-catalyst to realize the photocatalytic reduction of CO₂ to syngas under visible light irradiation using [Ru(bpy)₃]Cl₂ as a light harvester (Fig. 6e and f). Apparently, the gas evolution rates of CO and H₂ were estimated to be 1470 μmol h⁻¹ g⁻¹ and 1310 μmol h⁻¹ g⁻¹, respectively and the CO/H₂ ratio in the syngas mixture was tuned from 1.12 to 0.43.

Of note, the unique electronic structure, appealing catalytic properties and strong affinity for CO₂ make SACs a potent candidate for photocatalytic syngas production *via* CO₂ reduction. Atomically dispersed metal active sites over the supportive surface can maximize the catalytic efficiency. It remains necessary to fabricate a variety of morphologically tuned SAC photocatalytic systems for the excessive high production of syngas with tuneable CO/H₂ ratio for further implication in industrial applications.

3.7. Metal-complex photocatalyst for syngas production

Pioneering research by Lehn and co-workers embarked on the photocatalytic CO₂ reduction by employing transition metal complexes as homogeneous catalysts.^{168,169} In recent years, various metal complex catalysts featuring noble metals including rhenium (Re),¹⁷⁰ ruthenium (Ru)¹⁷¹ and iridium (Ir)¹⁷² have been well established for photocatalytic CO₂ reduction, whereas inexpensive and earth-abundant first row transition metals such as iron (Fe),¹⁰² cobalt (Co),¹⁷³ manganese (Mn)¹⁷⁴ and nickel (Ni)¹⁷⁵ have gained tremendous attention for photocatalytic CO₂ reduction and its conversion. These metal complexes and their hybrid functionalities were applied in syngas production.

Yao *et al.*⁴⁹ remarkably defined that a mono-nuclear Co complex (Co(bpy)₂Cl₂ as catalyst) together with Ru(bpy)₃Cl₂ as

a photosensitizer could efficiently be eligible for CO₂ reduction under aqueous media to realize co-production of CO and H₂ *i.e.* syngas mixture. The facile charge transfer over the integrated homogeneous photocatalytic system resulted in excellent yields of CO (62.3 μmol) and H₂ (69.9 μmol), and the corresponding turnover numbers (TONs) reached 6230 and 6990, respectively, under visible-light irradiation (Fig. 7(a and b)).

Alsabeh *et al.*¹⁰² reported a non-precious iron metal complex catalysed syngas production *via* photoreduction of CO₂. In particular, the photocatalytic reaction was triggered using tri-nuclear [Fe₃(CO)₁₂] complexes together with either [Ru(bpy)₃]Cl₂ (PS1) or [Ir(ppy)₂(bpy)]PF₆ (PS2) photosensitizer in the presence of visible light irradiation. In most cases, either a 1 : 1 CO : H₂ ratio was observed or the selectivity was inclined slightly towards CO with combined TONs reaching nearly 100.

Poor stability of the mononuclear metal-complexes limits their practical use in industry applications. Stretching the research in the development of stable multinuclear metal complexes as a homogeneous catalyst is one of the advantageous protocols, accounting for an enhanced stability of the catalysts compared to mononuclear metal complexes. Recently, Sun *et al.*⁵⁰ explicitly demonstrated an appealing activity of a cobalt-based complex (multi-nuclear) in CO₂ reduction to syngas. For instance, they employed a pentanuclear complex [Co₅(btz)₆(NO₃)₄(H₂O)₄] (1, btz = benzotriazolate) as the homogeneous catalyst coupled with [Ru(bpy)₃]Cl₂ as a photosensitizer for visible-light-mediated CO₂ reduction to syngas, which further resulted in a high stability and reactivity in both pure and diluted CO₂. Compared to the mono nuclear cobalt complex, pentanuclear [Co₅(btz)₆(NO₃)₄(H₂O)₄] ascertained 219.8 μmol yield (2748 TONs) of syngas in pure CO₂ under visible light irradiation, which was 212-fold that of a mononuclear cobalt complex. The catalytic activity was maintained up to 200 h, which was manifold that of most reported homogeneous molecular catalysts (Fig. 7(c and d)). In addition, high reactivity was also achieved in diluted CO₂ content (5%). The ratio of H₂/CO in syngas was considerably varied from 16 : 1 to 2 : 1.

Immobilizing the homogeneous catalysts onto the solid support is an alternative approach for stabilizing the catalysts. To consolidate this, Aoi *et al.*¹⁰³ defined a photocatalytic system for photo-reduction of CO₂ into CO and H₂ by using a cobalt(II)chlorin complex adsorbed on multi-walled carbon nanotubes as a CO₂ reduction catalyst and [Ru(II)Me₂phen]₃²⁺ (Me₂phen = 4,7-dimethyl-1,10-phenanthroline) as a photocatalyst to achieve the generation of CO and H₂ with a ratio of 2.4 : 1 with a high turnover number of 710. This study presented a phenomenal route for CO₂ reduction to syngas using an earth-abundant metal complex catalyst under visible light irradiation.

3.8. Metal–organic framework photocatalyst for syngas production

Metal–organic frameworks (MOFs) and their derivatives have been extensively studied as excellent catalysts for efficient CO₂ adsorption and conversion due to their tuneable properties and promising catalytic performance.^{176,177} They are micro-mesoporous hybrid materials composed of metal ions or





Fig. 7 (a) Diagram of the photocatalytic reduction of CO₂ and H₂O into CO and H₂ by the catalyst Co(bpy)₂Cl₂. (b) Simplified energy levels and proposed electron transfer processes in the photocatalytic systems. Reproduced and modified with permission.⁴⁹ Copyright 2017, Elsevier. (c) H₂/CO ratio under the CO₂-saturated CH₃CN solution (5 mL) containing [Co₅(btz)₆(NO₃)₄(H₂O)₄] (0.08 μmol), [Ru(bpy)₃]Cl₂ (0.01 mmol) and TEOA (1 mL) at 20 °C and irradiated by λ > 420 nm. (d) Generation of CO and H₂ for [Co₅(btz)₆(NO₃)₄(H₂O)₄] with 4 cycles under the CO₂-saturated CH₃CN solution (5 mL) containing [Co₅(btz)₆(NO₃)₄(H₂O)₄] (0.08 μmol), [Ru(bpy)₃]Cl₂ (0.01 mmol) and TEOA (1 mL) at 20 °C and irradiated by λ > 420 nm. Reproduced and modified with permission.⁵⁰ Copyright 2020, Elsevier.

clusters and organic frameworks with controllable pore size distribution and high specific surface area. Both physical and chemical properties of MOFs can be easily tuned by changing the metal ions or organic linkers in the matrix. The high surface area of MOFs has given an ultimate solution for typical gas absorption and gas separation, besides heterogeneous catalysis.¹⁷⁸ Until now, plenty of MOFs have been reported, which include different active metal-sites (such as Ti, Fe, Co, Ni, Mn, Zn or Cu) and varied organic linkers.^{179–182} Of note, excellent photocatalytic performance and light harvesting phenomenon of MOFs can further be improved by integrating MOFs with other functional materials to create new photoactive materials or composites.

A number of studies have manifested that CO₂ can be efficiently reduced into CH₄ and CO *via* MOF assisted photocatalysis.^{183,184} However, in this section particularly we will discuss only photocatalytic CO production synergistically with H₂ production for syngas generation from the CO₂-H₂O mixture.

Ru-based MOFs have shown splendid importance towards CO₂ to CO production.¹⁸⁵ However, incorporation of photosensitizers or single metallic sites can lead to an effortless photo-reduction process for CO₂ reduction into syngas. Cobalt (Co) has been examined to alter MOFs to boost CO₂ reduction. Liu *et al.*³⁹ synthesized (Co/Ru)_n-UiO-67(bpydc) by a simple two-step self-assembly process to incorporate (Ru)_n-UiO-67(bpydc) with Co metallic sites. Facile pumping of electrons

from the ligand to metal (Co) accelerates the activity of the (Co/Ru)_n-UiO-67(bpydc) photocatalyst towards efficient syngas production *via* reduction of CO₂ and H₂O with a yield of 13 600 μmol g⁻¹ in 16 h, which was much higher *i.e.* 29.2-fold as compared to its homogeneous analogues (Fig. 8a). However, the H₂:CO ratio (2:1) was maintained by adjusting the Co/Ru ratio of 2.4 with 10% water content in the photocatalytic system (Fig. 8b). This work highlighted the importance of MOF functionalization *via* simple metal incorporation and provided a new perspective for the tuneable syngas production.

Zeolitic imidazolate frameworks (ZIFs) are typical MOFs that are composed of tetrahedrally coordinated transition metal ions (*e.g.* Zn, Co, Fe, and Cu) linked *via* imidazolate linkers. ZIF-9 and ZIF-67 have shown critical CO₂ photoreduction to CO.^{186–188} However, different studies suggested that incorporation of active metallic sites including Zn, Ni, and Co could play a promotional role in H₂ evolution and CO₂ reduction to CO. For example, for the first time Wang *et al.*¹⁰⁷ reported a phenomenal photocatalyst for CO₂ photoreduction by incorporation of Co-ZIF-9, a novel hexa-nuclear Co active site containing metal-organic framework (Co₆-MOF) as a co-catalyst with [Ru(bpy)₃]Cl₂·6H₂O as a photosensitizer. The photolysis of CO₂ *via* the photosensitized-MOF bestowed an excellent yield of 41.8 μmol CO and 29.9 μmol H₂. In addition, Mu *et al.*¹⁰⁶ prepared carbonized bimetallic ZIFs (C-BMZIFs) with different Zn/Co ratios through the pyrolysis of bimetallic Zn-Co ZIFs at 700 °C under an inert atmosphere as shown in Fig. 9 a.





Fig. 8 (a) Proposed mechanism for photocatalytic syngas production with $(\text{Co/Ru})_n\text{-UiO-67}(\text{bpydc})$ as the catalyst under the visible light irradiation. (b) Time profile of H_2 and CO evolution rate. Reproduced and modified with permission.³⁹ Copyright 2019, Elsevier.



Fig. 9 (a) Schematic illustration of the synthesis of C-ZIFs and the role of Co active sites in photocatalysis. (b) The corresponding TOFs based on the mass percentage of Co quantified by EDX. (c) The total evolution of CO and H_2 within the 3 h photocatalytic reaction for C-BMZIFs with various Zn/Co ratios. Reproduced and modified with permission.¹⁰⁶ Copyright 2018, Royal Society of Chemistry.

Herein, C-BMZIFs were utilized as a co-catalyst with $[\text{Ru}(\text{bpy})_3]^{2+}$ as the photosensitizer for the photoreduction of CO_2 to syngas ($\text{CO} + \text{H}_2$). Among all the C-BMZIFs, the carbonized ZIF composite having a stoichiometry Zn/Co ratio of 5:1 demonstrated the highest TOF of CO_2 conversion *i.e.* 9.9×10^{-3} , 23-times larger than that of simple C-ZIF-67; on the other hand, the C-BMZIF with a Zn/Co ratio of 3:1 brought out a highest CO production rate of $1.1 \times 10^4 \mu\text{mol g}^{-1} \text{ h}^{-1}$ (Fig. 9b and c). Of note, it is curious to know that catalytic structure–selectivity relationship for tuneable syngas production with desirable CO/H_2 ratio could be ascertained by the composition and the size of the active metallic site. Therefore, in C-BMZIFs, smaller Co active moieties favoured higher CO production, and H_2 evolution was

preferentially much higher on larger Co active moieties. Lastly, the CO/H_2 ratio in the generated syngas was rationally tuned between 1.9 and 0.7.

3.9. Organic polymer photocatalyst for syngas production

Organic polymeric photocatalysts offer a unique and molecular-level structural layout of their optoelectronic and surface photocatalytic properties.^{189–191} Over the period of time, organic polymers including carbon nitrides,¹⁹² porous organic polymers,¹⁹³ covalent triazine frameworks¹⁹⁴ and covalent organic frameworks¹⁹⁵ have undergone an impressive development in their potential to propel photo catalytic CO_2 reduction to syngas. In comparison to inorganic photocatalysts, CO_2



reduction to syngas over organic photocatalysts is still in the infancy stage.

Carbon nitrides (PCN) are exceptional organic conjugated polymeric photocatalysts that have gained tremendous laurels primarily owing to their high chemical stability, easy synthesis from inexpensive precursors and suitable CB and VB positions, straddling the reduction potential of protons, CO₂ and water oxidation.^{97,196} Despite the huge acclamation of PCN as a photocatalyst in the field of CO₂ reduction, the photocatalytic efficiency of CN-based photosystems for CO₂ reduction to syngas remains moderate. Mainly, the H₂/CO ratio of reported PCN systems is uncontrollable. In this sense, development of CN-based photosystems has to be revamped to improve the efficiency of CO₂ reduction to syngas and control the H₂/CO ratio in the generated syngas.

In a latest report, Yang *et al.*⁴² demonstrated that defects such as nitrogen vacancies (NVs) intensify the structure–activity relationship between the PCN and CO₂, manifesting exceptional photocatalytic activity for syngas production under visible light. In this work, numerous characterization techniques (XPS, EPR and *in situ* DRIFTS) with the combination of DFT calculations have been adopted, confirming that the NVs could possibly originate from surface N–(C)₃ sites of PCN, which can promptly amplify the activation and reduction of CO₂, while lowering the formation energy barrier for COOH* intermediates. Incredibly, it was seen that the syngas production activity accelerated nearly 10 times higher in the case of defect rich PCN (NVs-PCN) than that of pristine PCN under identical reaction conditions. In addition, the H₂/CO ratio in syngas can be tuned from 0.24 : 1 to 6.8 : 1 by controlling the concentration of NVs. For that reason, it could explicitly be concluded that defects (NVs) over the PCN surface provide a modulation strategy to develop defect rich PCN based photocatalysts, showing huge advancement in structure–activity relationship for highly efficient CO₂ reduction to syngas with tuneable H₂/CO ratio.

COFs are highly porous, crystalline, and extended two- or three-dimensional (2D or 3D) ordered structures, constructed from organic building blocks and connected *via* covalent bonds. Excellent structural tenacity and diverse functionalities provide phenomenal physico-chemical stabilities with intriguing semiconducting properties in various photochemical reactions.^{197,198} Photocatalytic reduction of CO₂ is one the challenging photochemical reactions. In recent years, COFs have emerged as a new class of organic porous semiconducting materials for CO₂ photoreduction into various hydrocarbons and fuel fractions.¹⁹⁵ However, photocatalytic CO₂ reduction to syngas over COFs is still in infancy. Only few reports are available regarding the syngas production over COFs.

Very recently Fu *et al.*¹⁰⁸ showed that a rhenium complex [Re(bpy)(CO)₃Cl] coupled with a crystalline covalent organic framework (COF) *i.e.* Bpy-sp²c-COF afforded a much stronger CO₂ absorption affinity and improved CO₂ reduction over a bare [Re(bpy)(CO)₃Cl] complex under visible light irradiation. However, [Re(bpy)(CO)₃Cl] incorporated Bpy-sp²c-COF resulted in a maximum rate of 1040 mmol g⁻¹ h⁻¹ for CO production

with 81% selectivity, which was further increased to 86% with the increased production rate of CO up to 1400 mmol g⁻¹ h⁻¹, when a dye was added as a photosensitizer. Apparently, it was shown that addition of platinum (Pt) favoured the co-production of CO and H₂, *i.e.* syngas. Moreover CO:H₂ ratio in the syngas was adjusted in the range from 4:1 to 1:10 by adding different amounts of Pt over COF.

Importance of Co–metal complexes has already been discussed for CO₂ photoreduction to syngas. However, the co-operative effect of these Co-based metal complexes with COFs could be rationalized for the syngas production. Triazine based COFs have unique features for CO₂ reduction. He *et al.*¹⁹⁹ synthesized an efficient photocatalytic system by integrating [Co(bpy)₃]²⁺ as an active Co single site in covalent triazine frameworks (CTFs) for the photocatalytic production of syngas from CO₂ reduction in aqueous media. Incorporation of Co single sites with CTFs synergistically enhanced the light absorption of the CTFs and enabled the excellent syngas (CO/H₂ = 1.4 : 1) production with a corresponding yield of 3303 μmol g⁻¹ in 10 h, which was almost 3-fold higher than that of bare CTF without Co single sites.

Moreover, it has been found that the co-operative effect between the d-block elements such as Fe⁵¹ and Ni²⁰⁰ could feature in bimetallic active centres, which resulted in pronounced/improved photoreduction of CO₂. Aiming towards it, very recently, Han *et al.*⁴¹ rationally customized a COF by integrating Fe/Ni metal sites over the surface, which was successfully utilized for photoreduction of less concentrated CO₂ into tuneable syngas (Fig. 10a–c). However, facile metal site (Fe/Ni) composition alteration and its adsorption affinities for CO₂ and H₂O manifested an encouraging parameter to tune the CO/H₂ ratio, which was effectively tuned ranging from 1 : 19 to 9 : 1. This work demonstrated an ample choice for modulation in COF surface *via* bi-metallic active sites (Fe/Ni) for syngas production, which was further underpinned by experimental and theoretical studies.

Porous Organic Polymers (POPs) are being investigated extensively as a consequence of high/excellent porosity, thermal and chemical stability, adjustable composition, and diverse functionalization. POPs are highlighted as competitive candidates in various applications.^{190,201} Rationalizing POPs for photocatalytic CO₂ reduction to fuels/chemicals enlightens the development route for POPs as well as CO₂ reduced products.¹⁹³ This could be justified as structural modulation of POPs alters the CB-VB positions, and thus accordingly changes the generation of CO₂ reduced products.

Keeping in view of the above observation, Yao *et al.*¹²⁰ demonstrated that Fe metal incorporated POPs *i.e.*, ferric porphyrin-based POPs (*i.e.*, POP1-Fe and POP2-Fe) could rationally be exploited for photocatalytic CO₂ reduction to syngas. The POP1-Fe and POP2-Fe were fabricated using porphyrins and adjustable benzene/biphenyl as linker units. Importantly it was found that the inclusion of biphenyl linker in the ferric porphyrin system results in extended π-conjugation, enabling a lower CB potential suitable for CO generation in POP2-Fe. Moreover, experimental results confirmed that ferric porphyrin sites were responsible for CO generation, while the uncoordinated





Fig. 10 (a) Synthesis of M-COFs with 2,4,6-triformylphloroglucinol (Tpg) and 2,5-diaminobenzenesulfonic acid (Dbsa) as the precursors. (b) The dependence of CO/H₂ ratios of metals in a series of Fe/Ni-COF samples in low-concentration CO₂. (c) Schematic scheme for CO₂ reduction into CO and H₂. Reproduced and modified with permission.⁴¹ Copyright 2020, Wiley-VCH.

porphyrin units promoted the H₂ generation. By changing the phenyl linker to the biphenyl linker, the ratio of CO/H₂ was adjusted from 1 : 1 to 1 : 1.5 in POP2-Fe and at 450 nm wavelength, the ratio of CO/H₂ was found to be 1 : 2. Such studies provide insights into the synthetic strategy for POP structure–activity performance for CO₂ reduction towards the selective formation of syngas with tuneable CO/H₂ ratios through facile regulatory linkers.

These works explicitly demonstrated a tremendous potential of organic polymers for the photocatalytic production of syngas *via* CO₂ photoreduction. In addition, these studies also manifest a profound knowledge of cooperative effects of active metal sites, linkers and metal complexes with high accessibility due to their high surface area, resulting in high light absorption, facile charge transfer and efficient CO₂ photo-reduction to syngas.

4. Photocatalytic syngas production: a mechanistic insight

A mechanistic insight towards syngas production *via* CO₂ photoreduction pathways corroborates the reaction kinetics/dynamics and also underpins the rational modifications of photocatalysts for efficient production of syngas with a wide range of tunability in the CO:H₂ ratio. To comprehend this, various advanced characterization techniques are quite beneficial to uncover the photocatalytic reaction process and also provide a structure–activity relationship between photocatalysts and molecular CO₂. In addition, isotope labelling experiments and theoretical studies (DFT calculations) also provide a deep insight towards reaction pathways, which further solidifies the experimental conditions and outcomes.

4.1. *In situ* diffuse reflectance infrared Fourier transform spectroscopy (DRIFTS)

Recently, the *in situ* DRIFTS technique has been widely adapted to provide a deep insight into the reaction intermediate product generation and reaction pathways during the CO₂ photoreduction, helping to investigate the plausible reaction mechanisms.²⁰² Fundamentally, CO₂ half reaction includes the following steps: (i) first the adsorption of CO₂ molecules over the surface of photocatalysts; (ii) followed by activation to give a carboxyl intermediate COOH* (CO₂* + H⁺ + e⁻ → COOH*); (iii) the reduction and dissociation of carboxyl intermediate COOH* to CO* *via* a proton-electron transfer reduction process (COOH* + H⁺ + e⁻ → CO* + H₂O); and (iv) the desorption of CO (CO* → CO).

NVs have shown a preferential active role in CO₂ adsorption–activation over the PCN. As shown in Fig. 11 a, for CO₂ reduction to CO over the defect rich PCN (NVs-PCN), the FTIR band at 2350 cm⁻¹ can be attributed to the symmetric stretching vibration of CO₂. The intensity of the observed bands in the range from 1300 to 1800 cm⁻¹ of PCN-23 (defect rich PCN) is quite prominent compared to pristine PCN, manifesting that existence of NVs over the PCN promotes the adsorption–activation of CO₂. Moreover, under the prolonged visible light irradiation the peaks from 1300 to 1800 cm⁻¹ of PCN-23 are more in intensity, featuring an improved CO₂ activation from photogenerated electrons. In particular, a new peak around 1559 cm⁻¹ upon visible-light irradiation corresponds to COOH*, generally originating from co-adsorbed molecules of CO₂ and H₂O, ensuring that activated COOH* is one of the key intermediates during CO₂ reduction to CO occurring *via* a 2 electron reduction process.⁴²

Mechanistic investigation for photocatalytic CO₂ to CO reduction over the surface of 3D ordered macroporous





Fig. 11 *In situ* DRIFTS spectra illustrating the photocatalyzed CO₂ adsorption–activation over the surface of (a) PCN and defect rich PCN-23 (reproduced and modified with permission.⁴² Copyright 2021, Elsevier) and (b) 3DOM CdSQD/NC (reproduced and modified with permission.²⁰ Copyright 2021, Wiley-VCH).

N-doped carbon (NC) supported CdS quantum dots (3DOM CdSQD/NC) was also performed by *in situ* DRIFTS analysis.²⁰³ It is shown in Fig. 11b that with an extension of visible light irradiation, new peaks at 1200 cm⁻¹ and 1556 cm⁻¹ appeared, in which the intensity was gradually increased, signifying the generation of the COOH* intermediate over the photocatalytic surface. For the time being, a new peak at 2091 cm⁻¹ appeared and an increased intensity in the peak was observed with visible light irradiation time, conferring the production of CO as the final product.

4.2. *In situ* electron paramagnetic resonance (EPR)

The efficacy of the photocatalysts for CO₂ photoreduction to CO could be facilitated by an easy electron transfer process. Moreover, the electron transfer process from the surface of the photocatalysts to CO₂ molecules pronounced the excellent structure–activity relationship, which is beneficial and provides an information for the generation of intermediates during the photoreduction reaction under the light irradiation. The electron transfer process and active intermediate formation during CO₂ to CO reduction under visible light irradiation over the NH₂-Uio-66(Zr) photocatalyst was investigated by *in situ* EPR.²⁰⁴ As shown in Fig. 12, when visible light was shed over H₂ATA, an ESR signal with a *g* value of 2.004 was observed, which can emerge due to the spatially confined –NH₂ groups. In NH₂-Uio-66(Zr), a new ESR signal appeared at *g* = 2.002 with increased intensity compared to

H₂ATA under light irradiation, signifying that the new signal can be ascribed to Zr^{III}. On the other hand, in the case of Uio-66(Zr) no ESR signal was observed on visible-light irradiation. These findings explicitly suggested that the Zr^{III} can only be generated over the visible light irradiated NH₂-Uio-66(Zr) photocatalyst (Fig. 12a). Of note, it was observed that the ESR signal corresponding to Zr^{III} was quenched as the NH₂-Uio-66(Zr) photocatalyst was irradiated under visible light in the presence of CO₂ (Fig. 12b). This remarkably proved that the photocatalytic reduction of CO₂ over NH₂-Uio-66(Zr) involves the photogenerated Zr^{III} species, synergizing the CO₂ activation and reduction by Zr^{III} species.

4.3. Isotopic (¹³C) labelling

Furthermore, the mechanistic pathway of the reaction could further be well examined by isotope labelling experiment, which can be helpful in defining the origin of the products. As in the case of CO₂ photoreduction to syngas, isotopic labelling experiments using ¹³CO₂, D₂O or H₂¹⁸O and identification of their reduced products by gas chromatography/mass spectrometry (GC-MS) provide concrete evidence of the reactant sources.⁷

Feasible CO₂ adsorption and facile charge transfer over the ultrathin ZnAl-LDH nanosheets with Zn ion vacancies remarkably showed the excellent activity for the photoreduction of CO₂ to CO in the presence of H₂O vapor. An isotopic labelling



Fig. 12 (a) EPR spectra of NH₂-Uio-66(Zr), Uio-66(Zr), and H₂ATA under visible light irradiation. (b) EPR spectra of NH₂-Uio-66(Zr) in different atmospheres under visible light irradiation. Reproduced and modified with permission.²⁰⁴ Copyright 2013, Wiley-VCH.





Fig. 13 (a) Mass spectra of repeated analysis (m/z 29, 28) after 10 and 20 h of irradiation for the reduction of $^{13}\text{CO}_2$ in the presence of H_2O vapor over ZnAl-2. The weak peak at m/z 28 assigned to ^{12}CO was also detected due to the impurity of the $^{13}\text{CO}_2$ raw gas (99%). Reproduced and modified with permission.²⁰⁵ Copyright 2015, Wiley-VCH. (b) Mass spectrum of ^{13}CO ($m/z = 29$) generated from the photoreduction of $^{13}\text{CO}_2$ over Ni-SA-5/ZrO₂ (inset: time profile of the relative abundance of $^{13}\text{CO}/^{12}\text{CO}$). Reproduced and modified with permission.²⁰² Copyright 2020, Wiley-VCH.

technique was further adapted in order to identify the source of the originated CO. Photocatalytic reduction of isotopically labelled $^{13}\text{CO}_2$ in the presence of H_2O was performed over the ZnAl-2 photocatalyst.²⁰⁵ From Fig. 13 a, it is evident that using $^{13}\text{CO}_2$ as a gas feed, a peak at m/z 29 corresponding to ^{13}CO was observed after 10 h of irradiation, which was subsequently repeated for 4 cycles. On comparison with the results of 10 h light irradiation, the amount of ^{13}CO increased in the case of 20 h light irradiation. This result confirmed that the production of CO was mainly resulted from the photocatalytic reduction of CO_2 over ultrathin ZnAl-2 nanosheets. Similarly, isotopic labelling experiments were also performed over Ni single atoms on defect rich zirconia (Ni-SA- x /ZrO₂) for photocatalytic CO_2 reduction to CO under Xe lamp irradiation.²⁰² Isotopic labelling experiment substantiated that the generation of CO was derived from CO_2 reduction and with increasing time the amount of labelled ^{13}CO ($m/z = 29$) was also continuously increasing with irradiation time (Fig. 13b).

4.4. Theoretical or DFT calculations

In addition to isotopic labelling and characterization techniques (*e.g.* *in situ* EPR, and *in situ* DRIFTS), DFT calculations may also bestow a significant improvement to obtain insight into the possible reaction pathways for CO_2 photoreduction. Furthermore, the band structure of a photocatalyst and the interactive mechanism of CO_2 molecules over the surface of the photocatalyst could possibly be examined with the DFT calculations prior to the practical experiments. Atomic level mechanistic interpretation of the CO_2 photoreduction to CO over Ni-SA-5/ZrO₂ was scrutinized by DFT calculations.²⁰² Theoretical calculations and modeling were based on ZrO₂(010) facets as shown in Fig. 14a. The lowest energy barrier pathway (<1 eV overall) for CO_2 conversion to CO was estimated over Ni-SA/O. This model described that the adsorption of *COOH onto the photocatalyst was the rate-limiting step (highest energy barrier), while the subsequent transformation of *COOH to *CO likely to occur over a low energy barrier. Moreover, a deep insight towards the electron

migration pathways involved in the photoreduction of adsorbed CO_2 on Ni-SA/O was provided by the differential charge density diagrams shown in Fig. 14b. Firstly, the activation of CO_2 molecules (steps 1 and 2) took place *via* electron transfer from isolated Ni sites to the π^* orbital of CO_2 . After that, the generated H^+ (*via* photocatalytic water splitting) reacted with the * CO_2 intermediate, manifesting the production of the *COOH intermediate (steps 3 and 4). Further subsequent electron transfer promoted the disintegration of *COOH to *CO, followed by CO desorption from the photocatalytic surface (steps 5 and 6).

In addition, as earlier it was mentioned that NVs in the PCN promote the CO_2 adsorption-activation during the photoreduction steps involved in CO_2 to CO production. The Gibbs free energy (ΔG) diagram of CO_2 -to- CO conversion over pristine PCN and NV-PCN is shown in Fig. 14c. ΔG values of pristine PCN were found to be much higher than that of NV-PCN, conferring that the CO_2 activation to produce COOH* intermediates over NV-PCN is more favorable due to the low energy barrier. These theoretical studies confirmed that the NVs can significantly promote the activation-reduction of CO_2 which is well matched with the experimental studies (Fig. 14d).⁴²

5. Conclusion and future perspective

In recent decades, rising CO_2 levels in the atmosphere have accelerated global warming and the energy crisis across the world. Deterring the CO_2 levels in the atmosphere requires an urgent solution. Among the various techniques used, the photocatalytic conversion of CO_2 to fuels or value-added chemicals may be a promising solution. Aiming at this, photocatalytic CO_2 reduction to chemicals or fuels such as CO, CH_4 , HCHO, and CH_3OH is an exceptionally sustainable process.

The co-production of CO and H_2 (syngas) *via* the solar-driven reductive transformation of CO_2 under aqueous (H_2O) media has been considered one of the most beneficial solutions. Syngas is a crucial intermediate for the production of synthetic



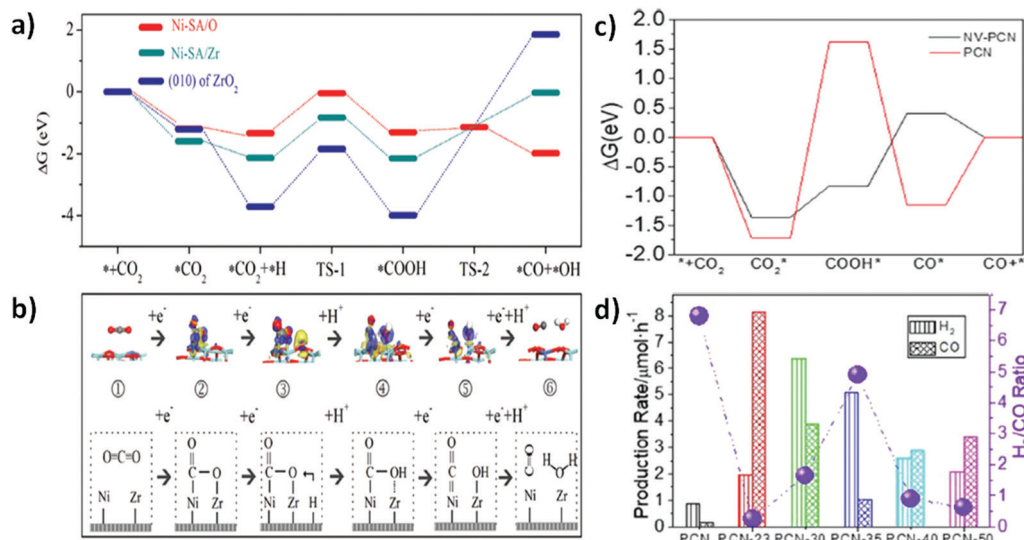


Fig. 14 (a) Energy profile for CO₂ reduction to CO over the (010) facets of ZrO₂, Ni-SA/Zr, and Ni-SA/O. (b) Differential charge density diagrams and intermediates during CO₂ reduction to CO over the Ni-SA/O model. Reproduced and modified with permission.²⁰² Copyright 2020, Wiley-VCH. (c) Gibbs free energy diagram for PCN and NV-PCN for CO₂ reduction to CO, and (d) photocatalytic activity for CO₂ reduction over PCN and various defect-rich NV-PCN photocatalysts. Reproduced and modified with permission.⁴² Copyright 2021, Elsevier.

fuels such as hydrocarbons, methanol, alcohols and fuel additives *via* the Fischer–Tropsch reaction.

Generally, the production of syngas predominantly depends on the electrochemical and thermochemical reduction of CO₂ or/and H₂O, operating at relatively high temperatures and pressures. On the contrary, photochemistry, a renewable strategy, advances the pathway for the production of syngas *via* the reduction of CO₂ in aqueous media. In this review, therefore, we have attempted to introduce an ideal renewable pathway for the production of syngas *via* the photoreduction of CO₂ under aqueous media. In addition, various photocatalysts such as metal oxides, LDHs, metal complexes, SACs, POMs, MOFs and COFs as well as structural engineering of the photocatalysts and their relative activity for syngas production with tuneable ratios of CO/H₂ have been deliberately discussed.

Of note, solar-driven CO₂ reduction under aqueous solution results in recent advancements towards syngas production. This could be summarized by the following points: (1) this reaction may require a boundless source of energy *i.e.* solar light; (2) this reaction can be initiated by only H₂O and CO₂ molecules and (3) requires comparatively ambient conditions such as low temperature and pressure. These are the superlative advantages laying an ideal and pioneering road map for the development of the sustainable production of syngas *via* CO₂ photoreduction.

Moreover, in this review, the discussed photocatalysts have shown prodigious potential for syngas production *via* CO₂ reduction. Utilization of such a photocatalytic system has witnessed great scientific advancements so far. TiO₂-Based photocatalysts have been scrutinized the most for CO₂ reduction into syngas. Nano-engineering of TiO₂ photocatalysts by metal doping, heterostructure construction and morphological tuning affords excellent chemical and physical properties for the efficient

production of syngas *via* CO₂ reduction. Furthermore, the efficacy of the other photocatalysts including mixed metal oxides, LDHs, SACs, metal complexes, POPs, MOFs and organic polymers has also shown encouraging progress in recent years for the sustainable production of syngas *via* CO₂ reduction (Scheme 1a).

In the latest inception of CO₂ sorption and capture (CSC) technology, POMs, MOFs and COFs have set a promising paradigm for a highly sustainable process. Their high surface area, enhanced light harvesting ability, rigid 3D structure, and unique electronic features with tuneable band positions offer an excellent photocatalytic route for syngas generation *via* CO₂ photoreduction.

Herein, it is indispensable to point out that despite several recent advances, the related development in photocatalytic syngas production *via* CO₂ reduction is still in its infancy. Plenty of opportunities are available and many challenges need to be overcome and addressed. In this regard, the engineering of efficient, robust and low-cost photocatalysts with tuneable band structure is required to maximize the light absorption, improve charge separation, and achieve high efficiency for both fundamental research and the large-scale production of syngas *via* CO₂ photoreduction.

Currently, in industries, syngas is produced on thermo-catalytic operational giant plants or reactors operating at relatively high temperatures and pressures. Replicating similar yields with photocatalytic plants or glass panel reactors for syngas production is highly challenging. In addition, compromised or low yields of the products and the relatively high cost of production may impede the practical application of bulk syngas production. Therefore, initial additional efforts such as glass panel reactors must be built with a focus on sufficient robustness to ensure long-term outdoor operation





Scheme 1 (a) Schematic illustration showing the various catalysts involved in the generation of syngas under light illumination. (b) Schematic diagram showing the overall essential considerations required for syngas production and the challenges that need to be overcome.

(under natural sunlight) to prepare the process for industrial use. Moreover, importantly, the ratio of syngas products *i.e.* CO/H₂ plays a pivotal role in the production of upgraded fuels *via* the Fischer–Tropsch reaction. Therefore, the requisite of tunable CO/H₂ molar ratio in syngas is significantly crucial and should be addressed.

As mentioned above, the generation of syngas *via* CO₂ photo-reduction requires quite efficient, stable and visible light-absorbing photocatalysts. To view this mechanistically, the photocatalysts must first effectively promote CO₂ adsorption-activation over the surface of photocatalysts. Structural engineering in photocatalysts, such as through surface vacancies, 2D-2D heterojunctions, porosity, and co-catalyst loading, facilitates syngas generation. In particular, it is of great importance to employ working techniques (*e.g.*, *in situ* XPS, *in situ* EXAFS, *in situ* XANES, *in situ* DRIFT, and *in situ* PL) to examine any change in the physicochemical properties of photocatalysts to understand the mechanisms of interfacial charge separation and transfer as well as photocatalytic syngas generation over the surface *via* CO₂ reduction. In addition, theoretical studies could further be employed to obtain deep insight into the structure–activity relationship between the photocatalysts and CO₂ molecules, thus providing theoretical guidance for the design of high performance CO₂ reduction photocatalysts for syngas generation (Scheme 1b).

In closing, the concept of renewable syngas production *via* photocatalytic CO₂ reduction provides a new pathway towards sustainable fuel production that is still in its infancy. With the established advancement in the Fischer–Tropsch process for the synthesis of fuels, it remains to be seen where the photocatalytic process will lead to in the future. This may turn out to be a milestone in the field of sustainable energy production for the betterment of humankind.

Conflicts of interest

The authors declare no conflict of interest.

Acknowledgements

D. K. Chauhan and N. Sharma thank INST Mohali for financial support. Dr K. Kailasam thanks the Department of Science and Technology, India (DST) for the DST Nano Mission NATDP funded Technology Project, File No. SR/NM/NT-06/2016 for the financial support.

References

- R. Pang, K. Teramura, M. Morishita, H. Asakura, S. Hosokawa and T. Tanaka, *Commun. Chem.*, 2020, **3**, 137.
- T. Banerjee, F. Podjaski, J. Kröger, B. P. Biswal and B. V. Lotsch, *Nat. Rev. Mater.*, 2021, **6**, 168–190.
- M. A. Raza, F. Li, M. Que, L. Zhu and X. Chen, *Mater. Adv.*, 2021, **2**, 7187–7209.
- J. Ran, M. Jaroniec and S.-Z. Qiao, *Adv. Mater.*, 2018, **30**, 1704649.
- M. R. Allen, O. P. Dube, W. Solecki, F. Aragón-Durand, W. Cramer, S. Humphreys, M. Kainuma, J. Kala, N. Mahowald, Y. Mulugetta, R. Perez, M. Wairiu and K. Zickfeld, Framing and Context, in *Global Warming of 1.5 °C. An IPCC Special Report on the impacts of global warming of 1.5 °C above pre-industrial levels and related global greenhouse gas emission pathways, in the context of strengthening the global response to the threat of climate change, sustainable development, and efforts to eradicate poverty*, ed. V. Masson-Delmotte, P. Zhai, H.-O. Pörtner, D. Roberts, J. Skea, P. R. Shukla, A. Pirani, W. Moufouma-Okia, C. Péan, R. Pidcock, S. Connors, J. B. R. Matthews, Y. Chen, X. Zhou, M. I. Gomis, E. Lonnoy, T. Maycock, M. Tignor, T. Waterfield, 2018, in press.
- Z. Sun, N. Talreja, H. Tao, J. Texter, M. Muhler, J. Strunk and J. Chen, *Angew. Chem., Int. Ed.*, 2018, **57**, 7610–7627.
- H. Shen, T. Peppel, J. Strunk and Z. Sun, *Sol. RRL*, 2020, **4**, 1900546.
- L. Děkanovský, J. Plutnar, J. Šturala, J. Brus, J. Kosina, J. Azadmanjiri, D. Sedmidubský, Z. Sofer and B. Khezri, *ACS Catal.*, 2022, **12**, 1558–1571.



- 9 A. Kumar, V. Hasija, A. Sudhaik, P. Raizada, Q. Van Le, P. Singh, T.-H. Pham, T. Kim, S. Ghotekar and V.-H. Nguyen, *Chem. Eng. J.*, 2022, **430**, 133031.
- 10 S. Wang, P. Wang, D. Shi, S. He, L. Zhang, W. Yan, Z. Qin, J. Li, M. Dong, J. Wang, U. Olsbye and W. Fan, *ACS Catal.*, 2020, **10**, 2046–2059.
- 11 S. Lu, Y. Shi, N. Meng, S. Lu, Y. Yu and B. Zhang, *Cell Rep. Phys. Sci.*, 2020, **1**, 100237.
- 12 C. Graves, S. D. Ebbesen, M. Mogensen and K. S. Lackner, *Renewable Sustainable Energy Rev.*, 2011, **15**, 1–23.
- 13 S. C. Reyes, J. H. Sinfelt and J. S. Feeley, *Ind. Eng. Chem. Res.*, 2003, **42**, 1588–1597.
- 14 F. Urbain, P. Tang, N. M. Carretero, T. Andreu, L. G. Gerling, C. Voz, J. Arbiol and J. R. Morante, *Energy Environ. Sci.*, 2017, **10**, 2256–2266.
- 15 D. Esposito, *Nat. Catal.*, 2018, **1**, 738.
- 16 H.-Y. Wang, W.-H. Xie, D.-D. Wei, R. Hu, N. Wang, K. Chang, S.-L. Lei, B. Wang and R. Cao, *ChemSusChem*, DOI: [10.1002/cssc.202200200](https://doi.org/10.1002/cssc.202200200).
- 17 Z. Zhao, Z. Liu, T. Wang, F. Teng, W. Jiang, J. Li, Z. Zhang and Y. Yang, *J. Mater. Chem. A*, 2022, **10**, 2924–2931.
- 18 S. Shoji, A. S. Bin Mohd Najib, M.-W. Yu, T. Yamamoto, S. Yasuhara, A. Yamaguchi, X. Peng, S. Matsumura, S. Ishii, Y. Cho, T. Fujita, S. Ueda, K.-P. Chen, H. Abe and M. Miyauchi, *Chem. Catal.*, 2022, **2**, 321–329.
- 19 A. V. Tavasoli, M. Preston and G. Ozin, *Energy Environ. Sci.*, 2021, **14**, 3098–3109.
- 20 V. Andrei, B. Reuillard and E. Reisner, *Nat. Mater.*, 2020, **19**, 189–194.
- 21 Z. Fu, A. Vogel, M. A. Zwiijnenburg, A. I. Cooper and R. S. Sprick, *J. Mater. Chem. A*, 2021, **9**, 4291–4296.
- 22 D. Pakhare and J. Spivey, *Chem. Soc. Rev.*, 2014, **43**, 7813–7837.
- 23 N. A.-K. Aramouni, J. G. Touma, B. A. Tarboush, J. Zeaiter and M. N. Ahmad, *Renewable Sustainable Energy Rev.*, 2018, **82**, 2570–2585.
- 24 Z. Li, Q. Lin, M. Li, J. Cao, F. Liu, H. Pan, Z. Wang and S. Kawi, *Renewable Sustainable Energy Rev.*, 2020, **134**, 110312.
- 25 L. Yuliati and H. Yoshida, *Chem. Soc. Rev.*, 2008, **37**, 1592–1602.
- 26 T. Takayama, K. Sato, T. Fujimura, Y. Kojima, A. Iwase and A. Kudo, *Faraday Discuss.*, 2017, **198**, 397–407.
- 27 H. Zhang, J. Ming, J. Zhao, Q. Gu, C. Xu, Z. Ding, R. Yuan, Z. Zhang, H. Lin, X. Wang and J. Long, *Angew. Chem., Int. Ed.*, 2019, **58**, 7718–7722.
- 28 B. Han, X. Ou, Z. Zhong, S. Liang, X. Yan, H. Deng and Z. Lin, *Appl. Catal., B*, 2021, **283**, 119594.
- 29 W. Liao, W. Chen, S. Lu, S. Zhu, Y. Xia, L. Qi, M.-Q. Yang and S. Liang, *ACS Appl. Mater. Interfaces*, 2021, **13**, 38239–38247.
- 30 O. Ola and M. M. Maroto-Valer, *J. Photochem. Photobiol., C*, 2015, **24**, 16–42.
- 31 N.-N. Vu, S. Kaliaguine and T.-O. Do, *Adv. Funct. Mater.*, 2019, **29**, 1901825.
- 32 J. Albero, Y. Peng and H. García, *ACS Catal.*, 2020, **10**, 5734–5749.
- 33 S. Samanta and R. Srivastava, *Mater. Adv.*, 2020, **1**, 1506–1545.
- 34 K. Bramhaiah and S. Bhattacharyya, *Mater. Adv.*, 2022, **3**, 142–172.
- 35 K. Li, B. Peng and T. Peng, *ACS Catal.*, 2016, **6**, 7485–7527.
- 36 A. Behera, A. K. Kar and R. Srivastava, *Mater. Horiz.*, 2022, **9**, 607–639.
- 37 E. Gong, S. Ali, C. B. Hiragond, H. S. Kim, N. S. Powar, D. Kim, H. Kim and S.-I. In, *Energy Environ. Sci.*, 2022, **15**, 880–937.
- 38 M. Muringa Kandy, A. Rajeev K and M. Sankaralingam, *Sustainable Energy Fuels*, 2021, **5**, 12–33.
- 39 M. Liu, Y.-F. Mu, S. Yao, S. Guo, X.-W. Guo, Z.-M. Zhang and T.-B. Lu, *Appl. Catal., B*, 2019, **245**, 496–501.
- 40 Y. He, X. Chen, C. Huang, L. Li, C. Yang and Y. Yu, *Chin. J. Catal.*, 2021, **42**, 123–130.
- 41 B. Han, X. Ou, Z. Zhong, S. Liang, H. Deng and Z. Lin, *Small*, 2020, **16**, 2002985.
- 42 P. Yang, L. Shang, J. Zhao, M. Zhang, H. Shi, H. Zhang and H. Yang, *Appl. Catal., B*, 2021, **297**, 120496.
- 43 H. Xu, S. You, Z. Lang, Y. Sun, C. Sun, J. Zhou, X. Wang, Z. Kang and Z. Su, *Chem. – Eur. J.*, 2020, **26**, 2735–2740.
- 44 H. Yang, D. Yang and X. Wang, *Angew. Chem., Int. Ed.*, 2020, **59**, 15527–15531.
- 45 C. Qiu, X. Hao, L. Tan, X. Wang, W. Cao, J. Liu, Y. Zhao and Y.-F. Song, *Chem. Commun.*, 2020, **56**, 5354–5357.
- 46 X. Wang, Z. Wang, Y. Bai, L. Tan, Y. Xu, X. Hao, J. Wang, A. H. Mahadi, Y. Zhao, L. Zheng and Y.-F. Song, *J. Energy Chem.*, 2020, **46**, 1–7.
- 47 P. Akhter, M. Hussain, G. Saracco and N. Russo, *Fuel*, 2015, **149**, 55–65.
- 48 P. Reñones, A. Moya, F. Fresno, L. Collado, J. J. Vilatela and V. A. de la Peña O'Shea, *J. CO₂ Util.*, 2016, **15**, 24–31.
- 49 Y. Yao, Y. Gao, L. Ye, H. Chen and L. Sun, *J. Energy Chem.*, 2018, **27**, 502–506.
- 50 M. Sun, C. Wang, C.-Y. Sun, M. Zhang, X.-L. Wang and Z.-M. Su, *J. Catal.*, 2020, **385**, 70–75.
- 51 Z. Wang, J. Yang, J. Cao, W. Chen, G. Wang, F. Liao, X. Zhou, F. Zhou, R. Li, Z.-Q. Yu, G. Zhang, X. Duan and Y. Wu, *ACS Nano*, 2020, **14**, 6164–6172.
- 52 J. Jiang, D. Duan, J. Ma, Y. Jiang, R. Long, C. Gao and Y. Xiong, *Appl. Catal., B*, 2021, **295**, 120261.
- 53 M. T. Arslan, B. A. Qureshi, S. Z.-A. Gilani, D. Cai, Y. Ma, M. Usman, X. Chen, Y. Wang and F. Wei, *ACS Catal.*, 2019, **9**, 2203–2212.
- 54 S. R. Foit, I. C. Vinke, L. G.-J. de Haart and R.-A. Eichel, *Angew. Chem., Int. Ed.*, 2017, **56**, 5402–5411.
- 55 A. Paredes-Nunez, D. Lorito, N. Guilhaume, Y. Schuurman and F. C. Meunier, *Catal. Today*, 2019, **336**, 84–89.
- 56 M. Ziaei, M. Panahi, M. A. Fanaei, A. Rafiee and K. R. Khalilpour, *J. CO₂ Util.*, 2020, **35**, 14–27.
- 57 M. Ao, G. H. Pham, J. Sunarso, M. O. Tade and S. Liu, *ACS Catal.*, 2018, **8**, 7025–7050.
- 58 S. You, Y. S. Ok, D. C.-W. Tsang, E. E. Kwon and C.-H. Wang, *Crit. Rev. Environ. Sci. Technol.*, 2018, **48**, 1165–1213.
- 59 F. Guerrero, L. Espinoza, N. Ripoll, P. Lisbona, I. Arauzo and M. Toledo, *Front. Chem.*, 2020, **8**, 145.



- 60 B. Ayodele, S. I. Mustapa, T. A.-R. Tuan Abdullah and S. F. Salleh, *Front. Energy Res.*, 2019, **7**, 118.
- 61 V. R. Choudhary and A. M. Rajput, *Ind. Eng. Chem. Res.*, 1996, **35**, 3934–3939.
- 62 S. S. Bharadwaj and L. D. Schmidt, *Fuel Process. Technol.*, 1995, **42**, 109–127.
- 63 I. Dybkjaer, *Fuel Process. Technol.*, 1995, **42**, 85–107.
- 64 H. T. Briscoe, *The production of synthesis gas by steam reforming of methane general chemistry for colleges*, The Riverside Press, Cambridge, MA, 1943, pp. 138–139.
- 65 R. G. Herman, K. Klier, G. W. Simmons, B. P. Finn, J. B. Bulko and T. P. Kobylinski, *J. Catal.*, 1979, **56**, 407–429.
- 66 P. J. Byrne Jr., E. J. Gohr, N. J. Elizabeth and R. T. Haslam, *Ind. Eng. Chem.*, 1932, **24**, 1129–1135.
- 67 J. R. Rostrup-Nielsen, *J. Catal.*, 1973, **31**, 173–199.
- 68 J. R. Rostrup-Nielsen, *Catal. Today*, 1993, **18**, 305–324.
- 69 T. S. Christensen and I. I. Primdahl, *Hydrocarb. Process. States*.
- 70 R. P. O'Connor, E. J. Klein and L. D. Schmidt, *Catal. Lett.*, 2000, **70**, 99–107.
- 71 J. Ren, J.-P. Cao, X.-Y. Zhao, F.-L. Yang and X.-Y. Wei, *Renewable Sustainable Energy Rev.*, 2019, **116**, 109426.
- 72 K. Göransson, U. Söderlind, J. He and W. Zhang, *Renewable Sustainable Energy Rev.*, 2011, **15**, 482–492.
- 73 V. N. Nguyen and L. Blum, *Chem. Ing. Tech.*, 2015, **87**, 354–375.
- 74 P. Mondal, G. S. Dang and M. O. Garg, *Fuel Process. Technol.*, 2011, **92**, 1395–1410.
- 75 G. Centi, E. A. Quadrelli and S. Perathoner, *Energy Environ. Sci.*, 2013, **6**, 1711–1731.
- 76 F. A. Rahman, M. M.-A. Aziz, R. Saidur, W. A.-W. A. Bakar, M. R. Hainin, R. Putrajaya and N. A. Hassan, *Renewable Sustainable Energy Rev.*, 2017, **71**, 112–126.
- 77 D. Voiry, H. S. Shin, K. P. Loh and M. Chhowalla, *Nat. Rev. Chem.*, 2018, **2**, 105.
- 78 J. Qiao, Y. Liu, F. Hong and J. Zhang, *Chem. Soc. Rev.*, 2014, **43**, 631–675.
- 79 N. Sharma, B. Ugale, S. Kumar and K. Kailasam, *Front. Chem.*, 2021, **9**, 737511.
- 80 J. Roeser, K. Kailasam and A. Thomas, *ChemSusChem*, 2012, **5**, 1793–1799.
- 81 J. Baltrusaitis and W. L. Luyben, *ACS Sustainable Chem. Eng.*, 2015, **3**, 2100–2111.
- 82 P. Kang, Z. Chen, A. Nayak, S. Zhang and T. J. Meyer, *Energy Environ. Sci.*, 2014, **7**, 4007–4012.
- 83 W. Sheng, S. Kattel, S. Yao, B. Yan, Z. Liang, C. J. Hawxhurst, Q. Wu and J. G. Chen, *Energy Environ. Sci.*, 2017, **10**, 1180–1185.
- 84 S. Hernández, M. Amin Farkhondehfal, F. Sastre, M. Makkee, G. Saracco and N. Russo, *Green Chem.*, 2017, **19**, 2326–2346.
- 85 W. Yang, J.-H. Zhang, R. Si, L.-M. Cao, D.-C. Zhong and T.-B. Lu, *Inorg. Chem. Front.*, 2021(8), 1695–1701.
- 86 X. Gu, L. Qian and G. Zheng, *Mol. Catal.*, 2020, **492**, 110953.
- 87 C. Li, T. Wang, B. Liu, M. Chen, A. Li, G. Zhang, M. Du, H. Wang, S. F. Liu and J. Gong, *Energy Environ. Sci.*, 2019, **12**, 923–928.
- 88 D. M. Schultz and T. P. Yoon, *Science*, 2014, **343**(6174), 1239176.
- 89 K. L. Skubi, T. R. Blum and T. P. Yoon, *Chem. Rev.*, 2016, **116**, 10035–10074.
- 90 H. Wang, W. Liu, S. Jin, X. Zhang and Y. Xie, *ACS Cent. Sci.*, 2020, **6**, 1058–1069.
- 91 A. L. Linsebigler, G. Lu and J. T. Yates, *Chem. Rev.*, 1995, **95**, 735–758.
- 92 B. Liu, X. Zhao, C. Terashima, A. Fujishima and K. Nakata, *Phys. Chem. Chem. Phys.*, 2014, **16**, 8751–8760.
- 93 X. Wang, F. Wang, Y. Sang and H. Liu, *Adv. Energy Mater.*, 2017, **7**, 1700473.
- 94 S. Xu and E. A. Carter, *Chem. Rev.*, 2019, **119**, 6631–6669.
- 95 V. R. Battula, S. Kumar, D. K. Chauhan, S. Samanta and K. Kailasam, *Appl. Catal., B*, 2019, **244**, 313–319.
- 96 D. K. Chauhan, V. R. Battula, S. Jain and K. Kailasam, *J. Cleaner Prod.*, 2021, **307**, 127162.
- 97 X. Wang, K. Maeda, A. Thomas, K. Takanebe, G. Xin, J. M. Carlsson, K. Domen and M. Antonietti, *Nat. Mater.*, 2009, **8**, 76–80.
- 98 S. Boddu, S. T. Nishanthi and K. Kailasam, *Visible Light Photocatal*, 2018, 421–446.
- 99 S. Nahar, M. F.-M. Zain, A. A.-H. Kadhum, H. A. Hasan and M. R. Hasan, *Mater.*, 2017, **10**.
- 100 X. Li, J. Yu, M. Jaroniec and X. Chen, *Chem. Rev.*, 2019, **119**, 3962–4179.
- 101 R. M. Irfan, T. Wang, D. Jiang, Q. Yue, L. Zhang, H. Cao, Y. Pan and P. Du, *Angew. Chem., Int. Ed.*, 2020, **59**, 14818–14824.
- 102 P. G. Alsabeh, A. Rosas-Hernández, E. Barsch, H. Junge, R. Ludwig and M. Beller, *Catal. Sci. Technol.*, 2016, **6**, 3623–3630.
- 103 S. Aoi, K. Mase, K. Ohkubo and S. Fukuzumi, *Catal. Sci. Technol.*, 2016, **6**, 4077–4080.
- 104 L. Tan, K. Peter, J. Ren, B. Du, X. Hao, Y. Zhao and Y.-F. Song, *Front. Chem. Sci. Eng.*, 2021, **15**, 99–108.
- 105 J. Zhao, Q. Wang, C. Sun, T. Zheng, L. Yan, M. Li, K. Shao, X. Wang and Z. Su, *J. Mater. Chem. A*, 2017, **5**, 12498–12505.
- 106 Q. Mu, W. Zhu, G. Yan, Y. Lian, Y. Yao, Q. Li, Y. Tian, P. Zhang, Z. Deng and Y. Peng, *J. Mater. Chem. A*, 2018, **6**, 21110–21119.
- 107 S. Wang, W. Yao, J. Lin, Z. Ding and X. Wang, *Angew. Chem., Int. Ed.*, 2014, **53**, 1034–1038.
- 108 Z. Fu, X. Wang, A. M. Gardner, X. Wang, S. Y. Chong, G. Neri, A. J. Cowan, L. Liu, X. Li, A. Vogel, R. Clowes, M. Bilton, L. Chen, R. S. Sprick and A. I. Cooper, *Chem. Sci.*, 2020, **11**, 543–550.
- 109 X. Zhao, J. Zhou, C.-Y. Sun, S.-Q. You, X.-L. Wang and Z.-M. Su, *Nanotechnology*, 2020, **31**, 255402.
- 110 W. Yao, C. Qin, N. Xu, J. Zhou, C. Sun, L. Liu and Z. Su, *CrystEngComm*, 2019, **21**, 6423–6431.
- 111 J. Yang, Z. Wang, J. Jiang, W. Chen, F. Liao, X. Ge, X. Zhou, M. Chen, R. Li, Z. Xue, G. Wang, X. Duan, G. Zhang, Y.-G. Wang and Y. Wu, *Nano Energy*, 2020, **76**, 105059.
- 112 J.-C. Hu, M.-X. Gui, W. Xia, J. Wu, Y.-N. Zhou, N. Feng, J. Xiao, H. Liu, C.-H. Tung, L.-Z. Wu and F. Wang, *J. Mater. Chem. A*, 2019, **7**, 10475–10482.



- 113 P. Reñones, L. Collado, A. Iglesias-Juez, F. E. Oropeza, F. Fresno and V. A. de la Peña O'Shea, *Ind. Eng. Chem. Res.*, 2020, **59**, 9440–9450.
- 114 H. Huo, D. Liu, H. Feng, Z. Tian, X. Liu and A. Li, *Nanoscale*, 2020, **12**, 13912–13917.
- 115 J.-S. Lee, D.-I. Won, W.-J. Jung, H.-J. Son, C. Pac and S. O. Kang, *Angew. Chem., Int. Ed.*, 2017, **56**, 976–980.
- 116 N. R. de Tacconi, H. K. Timmaji, W. Chanmanee, M. N. Huda, P. Sarker, C. Janáky and K. Rajeshwar, *Chem. Phys. Chem.*, 2012, **13**, 2945–2955.
- 117 A. Li, T. Wang, X. Chang, Z.-J. Zhao, C. Li, Z. Huang, P. Yang, G. Zhou and J. Gong, *Chem. Sci.*, 2018, **9**, 5334–5340.
- 118 D. Li, S. Ouyang, H. Xu, D. Lu, M. Zhao, X. Zhang and J. Ye, *Chem. Commun.*, 2016, **52**, 5989–5992.
- 119 C. Zhao, A. Krall, H. Zhao, Q. Zhang and Y. Li, *Int. J. Hydrogen Energy*, 2012, **37**, 9967–9976.
- 120 X. Yao, K. Chen, L.-Q. Qiu, Z.-W. Yang and L.-N. He, *Chem. Mater.*, 2021, **33**, 8863–8872.
- 121 C. Chen, J. Hu, X. Yang, T. Yang, J. Qu, C. Guo and C. M. Li, *ACS Appl. Mater. Interfaces*, 2021, **13**, 20162–20173.
- 122 Z. Li, Y. Yang, J. Tian, J. Li, G. Chen, L. Zhou, Y. Sun and Y. Qiu, *ChemSusChem*, 2022, **n/a**, e202102729.
- 123 N. Shehzad, M. Tahir, K. Johari, T. Murugesan and M. Hussain, *J. CO₂ Util.*, 2018, **26**, 98–122.
- 124 T. Inoue, A. Fujishima, S. Konishi and K. Honda, *Nature*, 1979, **277**, 637–638.
- 125 R. Dagher, P. Drogui and D. Robert, *Ind. Eng. Chem. Res.*, 2013, **52**, 3581–3599.
- 126 M. Pelaez, N. T. Nolan, S. C. Pillai, M. K. Seery, P. Falaras, A. G. Kontos, P. S.-M. Dunlop, J. W.-J. Hamilton, J. A. Byrne, K. O'Shea, M. H. Entezari and D. D. Dionysiou, *Appl. Catal., B*, 2012, **125**, 331–349.
- 127 S. A. Rawool, K. K. Yadav and V. Polshettiwar, *Chem. Sci.*, 2021, **12**, 4267–4299.
- 128 K. Li, C. Teng, S. Wang and Q. Min, *Front. Chem.*, 2021, **9**, 637501.
- 129 K. H. Do, D. Praveen Kumar, A. Putta Rangappa, J. Wang, Y. Hong, E. Kim, D. Amaranatha Reddy and T. Kyu Kim, *Mater. Today Chem.*, 2021, **22**, 100589.
- 130 J. Low, S. Qiu, D. Xu, C. Jiang and B. Cheng, *Appl. Surf. Sci.*, 2018, **434**, 423–432.
- 131 R. Nematollahi, C. Ghotbi, F. Khorasheh and A. Larimi, *J. CO₂ Util.*, 2020, **41**, 101289.
- 132 S. B. Patil, P. S. Basavarajappa, N. Ganganagappa, M. S. Jyothi, A. V. Raghu and K. R. Reddy, *Int. J. Hydrogen Energy*, 2019, **44**, 13022–13039.
- 133 H. Zhao, X. Zheng, X. Feng and Y. Li, *J. Phys. Chem. C*, 2018, **122**, 18949–18956.
- 134 K. Kailasam, J. D. Epping, A. Thomas, S. Losse and H. Junge, *Energy Environ. Sci.*, 2011, **4**, 4668–4674.
- 135 L. Li, X. Chen, L. Wang, C. Tao, X. Wu, J. Du and Z. Liu, *J. Alloys Compd.*, 2020, **845**, 156138.
- 136 T. Zhang, J. Low, K. Koh, J. Yu and T. Asefa, *ACS Sustainable Chem. Eng.*, 2018, **6**, 531–540.
- 137 L. Wei, C. Yu, Q. Zhang, H. Liu and Y. Wang, *J. Mater. Chem. A*, 2018, **6**, 22411–22436.
- 138 D.-I. Won, J.-S. Lee, Q. Ba, Y.-J. Cho, H.-Y. Cheong, S. Choi, C. H. Kim, H.-J. Son, C. Pac and S. O. Kang, *ACS Catal.*, 2018, **8**, 1018–1030.
- 139 E. Lam and E. Reisner, *Angew. Chem., Int. Ed.*, 2021, **60**, 23306–23312.
- 140 M. Jo, S. Choi, J. H. Jo, S.-Y. Kim, P. S. Kim, C. H. Kim, H.-J. Son, C. Pac and S. O. Kang, *ACS Omega*, 2019, **4**, 14272–14283.
- 141 H. Huang, J. Lin, G. Zhu, Y. Weng, X. Wang, X. Fu and J. Long, *Angew. Chem., Int. Ed.*, 2016, **55**, 8314–8318.
- 142 S.-J. Woo, S. Choi, S.-Y. Kim, P. S. Kim, J. H. Jo, C. H. Kim, H.-J. Son, C. Pac and S. O. Kang, *ACS Catal.*, 2019, **9**, 2580–2593.
- 143 L. Wang, S. Duan, P. Jin, H. She, J. Huang, Z. Lei, T. Zhang and Q. Wang, *Appl. Catal., B*, 2018, **239**, 599–608.
- 144 M. E. Aguirre, R. Zhou, A. J. Eugene, M. I. Guzman and M. A. Grela, *Appl. Catal., B*, 2017, **217**, 485–493.
- 145 C. Wang, Y. Su, A. Tavasoli, W. Sun, L. Wang, G. A. Ozin and D. Yang, *Mater. Today Nano*, 2021, **14**, 100113.
- 146 L.-X. Zhang, J. Hu, Y.-B. Jia, R.-T. Liu, T. Cai and Z. P. Xu, *Nanoscale*, 2021, **13**, 7533–7549.
- 147 L. Mohapatra and K. Parida, *J. Mater. Chem. A*, 2016, **4**, 10744–10766.
- 148 G. Zhang, X. Zhang, Y. Meng, G. Pan, Z. Ni and S. Xia, *Chem. Eng. J.*, 2020, **392**, 123684.
- 149 M. J. Wu, J. Z. Wu, J. Zhang, H. Chen, J. Z. Zhou, G. R. Qian, Z. P. Xu, Z. Du and Q. L. Rao, *Catal. Sci. Technol.*, 2018, **8**, 1207–1228.
- 150 J. Li, Y. Xu, S. Wang and H. Zhang, *J. Phys. Chem. C*, 2019, **123**, 15483–15494.
- 151 J. Tao, X. Yu, Q. Liu, G. Liu and H. Tang, *J. Colloid Interface Sci.*, 2021, **585**, 470–479.
- 152 S. Tonda, S. Kumar, M. Bhardwaj, P. Yadav and S. Ogale, *ACS Appl. Mater. Interfaces*, 2018, **10**, 2667–2678.
- 153 Z. Bi, R. Guo, X. Hu, J. Wang, X. Chen and W. Pan, *Nanoscale*, 2022, **14**, 3367–3386.
- 154 A. Hezam, K. Namratha, Q. A. Drmosh, D. Ponnamma, J. Wang, S. Prasad, M. Ahamed, C. Cheng and K. Byrappa, *ACS Appl. Nano Mater.*, 2020, **3**, 138–148.
- 155 L. Tan, K. Peter, J. Ren, B. Du, X. Hao, Y. Zhao and Y.-F. Song, *Front. Chem. Sci. Eng.*, 2020, DOI: [10.1007/s11705-020-1947-4](https://doi.org/10.1007/s11705-020-1947-4).
- 156 S. Guo, Y. Zhang, S. Tang, B. Wang, Y. Wang, Y. Song, X. Xin, Y. Zhang and X. Li, *J. Alloys Compd.*, 2021, **864**, 158581.
- 157 S. Singh, A. Modak, K. K. Pant, A. Sinhamahapatra and P. Biswas, *ACS Appl. Nano Mater.*, 2021, **4**, 8644–8667.
- 158 S. Subramanian, Q. T. Campbell, S. K. Moser, J. Kiemle, P. Zimmermann, P. Seifert, F. Sigger, D. Sharma, H. Al-Sadeg, M. Labella, D. Waters, R. M. Feenstra, R. J. Koch, C. Jozwiak, A. Bostwick, E. Rotenberg, I. Dabo, A. W. Holleitner, T. E. Beechem, U. Wurstbauer and J. A. Robinson, *ACS Nano*, 2020, **14**, 16663–16671.
- 159 G. Paille, M. Gomez-Mingot, C. Roch-Marchal, B. Lassalle-Kaiser, P. Mialane, M. Fontecave, C. Mellot-Draznieks and A. Dolbecq, *J. Am. Chem. Soc.*, 2018, **140**, 3613–3618.



- 160 Y. Liu, C. Tang, M. Cheng, M. Chen, S. Chen, L. Lei, Y. Chen, H. Yi, Y. Fu and L. Li, *ACS Catal.*, 2021, **11**, 13374–13396.
- 161 R. Sivakumar, J. Thomas and M. Yoon, *J. Photochem. Photobiol., C*, 2012, **13**, 277–298.
- 162 A. Wang, J. Li and T. Zhang, *Nat. Rev. Chem.*, 2018, **2**, 65–81.
- 163 W. Guo, Z. Wang, X. Wang and Y. Wu, *Adv. Mater.*, 2021, **33**, 2004287.
- 164 H. Zhang, G. Liu, L. Shi and J. Ye, *Adv. Energy Mater.*, 2018, **8**, 1701343.
- 165 Z. Lin, M. Escudero-Escribano and J. Li, *J. Mater. Chem. A*, 2022, **10**, 5670–5672.
- 166 P. Sharma, S. Kumar, O. Tomanec, M. Petr, J. Zhu Chen, J. T. Miller, R. S. Varma, M. B. Gawande and R. Zbořil, *Small*, 2021, **17**, 2006478.
- 167 P. Huang, J. Huang, S. A. Pantovich, A. D. Carl, T. G. Fenton, C. A. Caputo, R. L. Grimm, A. I. Frenkel and G. Li, *J. Am. Chem. Soc.*, 2018, **140**, 16042–16047.
- 168 L. Jean-Marie and Z. Raymond, *Proc. Natl. Acad. Sci. U. S. A.*, 1982, **79**, 701–704.
- 169 J. Hawecker, J.-M. Lehn and R. Ziessel, *Helv. Chim. Acta*, 1986, **69**, 1990–2012.
- 170 H. Takeda, K. Koike, H. Inoue and O. Ishitani, *J. Am. Chem. Soc.*, 2008, **130**, 2023–2031.
- 171 W.-M. Liao, J.-H. Zhang, Y.-J. Hou, H.-P. Wang and M. Pan, *Inorg. Chem. Commun.*, 2016, **73**, 80–89.
- 172 K. Kamada, J. Jung, T. Wakabayashi, K. Sekizawa, S. Sato, T. Morikawa, S. Fukuzumi and S. Saito, *J. Am. Chem. Soc.*, 2020, **142**, 10261–10266.
- 173 T. Ouyang, C. Hou, J.-W. Wang, W.-J. Liu, D.-C. Zhong, Z.-F. Ke and T.-B. Lu, *Inorg. Chem.*, 2017, **56**, 7307–7311.
- 174 A. Sinopoli, N. T. La Porte, J. F. Martinez, M. R. Wasielewski and M. Sohail, *Coord. Chem. Rev.*, 2018, **365**, 60–74.
- 175 L.-L. Gracia, L. Luci, C. Bruschi, L. Sambri, P. Weis, O. Fuhr and C. Bizzarri, *Chem. – Eur. J.*, 2020, **26**, 9929–9937.
- 176 L. Zhang and J. Zhang, *Front. Energy*, 2019, **13**, 221–250.
- 177 L. Zhu, X.-Q. Liu, H.-L. Jiang and L.-B. Sun, *Chem. Rev.*, 2017, **117**, 8129–8176.
- 178 J. Lee, O. K. Farha, J. Roberts, K. A. Scheidt, S. T. Nguyen and J. T. Hupp, *Chem. Soc. Rev.*, 2009, **38**, 1450–1459.
- 179 D. A. Reddy, Y. Kim, M. Gopannagari, D. P. Kumar and T. K. Kim, *Sustainable Energy Fuels*, 2021, **5**, 1597–1618.
- 180 A. V. Desai, S. Sharma, S. Let and S. K. Ghosh, *Coord. Chem. Rev.*, 2019, **395**, 146–192.
- 181 B. Lee, D. Moon and J. Park, *Angew. Chem., Int. Ed.*, 2020, **59**, 13793–13799.
- 182 Z. Wang and S. M. Cohen, *Chem. Soc. Rev.*, 2009, **38**, 1315–1329.
- 183 H.-B. Huang, Z.-B. Fang, R. Wang, L. Li, M. Khanpour, T.-F. Liu and R. Cao, *Small*, 2022, **n/a**, 2200407.
- 184 J.-R. An, Y. Wang, W.-W. Dong, X.-J. Gao, O.-Y. Yang, Y.-L. Liu, J. Zhao and D.-S. Li, *ACS Appl. Energy Mater.*, 2022, **5**, 2384–2390.
- 185 X. Deng, Y. Qin, M. Hao and Z. Li, *Inorg. Chem.*, 2019, **58**, 16574–16580.
- 186 S. Wang and X. Wang, *Appl. Catal., B*, 2015, **162**, 494–500.
- 187 B. Chen, Z. Yang, Y. Zhu and Y. Xia, *J. Mater. Chem. A*, 2014, **2**, 16811–16831.
- 188 J. Qin, S. Wang and X. Wang, *Appl. Catal., B*, 2017, **209**, 476–482.
- 189 V. S. Vyas and B. V. Lotsch, *Nature*, 2015, **521**, 41–42.
- 190 Z. Zhang, J. Jia, Y. Zhi, S. Ma and X. Liu, *Chem. Soc. Rev.*, 2022, **51**, 2444–2490.
- 191 J. Byun, Y. Hong and K. A.-I. Zhang, *Chem. Catal.*, 2021, **1**, 771–781.
- 192 A. Kumar, P. Raizada, V. Kumar Thakur, V. Saini, A. Aslam Parwaz Khan, N. Singh and P. Singh, *Chem. Eng. Sci.*, 2021, **230**, 116219.
- 193 Y.-Z. Cheng, X. Ding and B.-H. Han, *ChemPhotoChem*, 2021, **5**, 406–417.
- 194 S. Zhang, S. Wang, L. Guo, H. Chen, B. Tan and S. Jin, *J. Mater. Chem. C*, 2020, **8**, 192–200.
- 195 H. L. Nguyen and A. Alzamy, *ACS Catal.*, 2021, **11**, 9809–9824.
- 196 D. K. Chauhan, S. Jain, V. R. Battula and K. Kailasam, *Carbon N. Y.*, 2019, **152**, 40–58.
- 197 X. Li, C. Yang, B. Sun, S. Cai, Z. Chen, Y. Lv, J. Zhang and Y. Liu, *J. Mater. Chem. A*, 2020, **8**, 16045–16060.
- 198 S. Kandambeth, K. Dey and R. Banerjee, *J. Am. Chem. Soc.*, 2019, **141**, 1807–1822.
- 199 X. C. Yajun He Chi Huang, L. Li, C. Yang and Yan Yu, *Chin. J. Catal.*, **42**, 123–130.
- 200 W. Zhong, R. Sa, L. Li, Y. He, L. Li, J. Bi, Z. Zhuang, Y. Yu and Z. Zou, *J. Am. Chem. Soc.*, 2019, **141**, 7615–7621.
- 201 Y. Zhang and S. N. Riduan, *Chem. Soc. Rev.*, 2012, **41**, 2083–2094.
- 202 X. Xiong, C. Mao, Z. Yang, Q. Zhang, G. I.-N. Waterhouse, L. Gu and T. Zhang, *Adv. Energy Mater.*, 2020, **10**, 2002928.
- 203 F. Wang, T. Hou, X. Zhao, W. Yao, R. Fang, K. Shen and Y. Li, *Adv. Mater.*, 2021, **33**, 2102690.
- 204 D. Sun, Y. Fu, W. Liu, L. Ye, D. Wang, L. Yang, X. Fu and Z. Li, *Chem. – Eur. J.*, 2013, **19**, 14279–14285.
- 205 Y. Zhao, G. Chen, T. Bian, C. Zhou, G. I.-N. Waterhouse, L.-Z. Wu, C.-H. Tung, L. J. Smith, D. O'Hare and T. Zhang, *Adv. Mater.*, 2015, **27**, 7824–7831.

