

The highly enantioselective catalytic aza-Morita–Baylis–Hillman reaction†

Cite this: *Org. Chem. Front.*, 2014, **1**, 587

Fang-Le Hu and Min Shi*

Received 23rd January 2014,
Accepted 7th March 2014

DOI: 10.1039/c4qo00026a

rs.c.li/frontiers-organic

The highly enantioselective aza-Morita–Baylis–Hillman (aza-MBH) reaction is one of the most important reactions for the synthesis of optically active α -methylene- β -amino carbonyl compounds. The use of chiral phosphines or amines as organocatalysts can be envisaged for this catalytic asymmetric reaction. This mini review focuses on the important developments with regard to asymmetric aza-MBH reactions catalyzed by chiral phosphines or amines or even organometallic complexes in recent decades and also on the perspectives that these new developments offer.

1. Introduction

The carbon–carbon bond forming reaction is one of the most fundamental reactions in organic synthesis due to its pivotal role in building up various classes of carbon frameworks. Thus, it has been an important challenging and fascinating topic in organic chemistry.¹ Among the diverse carbon–carbon bond forming reactions, the Morita–Baylis–Hillman (MBH) reaction has received remarkable and increasing interest since it is well equipped with the important concepts of atom

economy and organocatalysis. The classical MBH reaction can be accomplished by addition of α,β -unsaturated carbonyl compounds to aldehydes in the presence of tertiary phosphine or amine, giving densely functionalized α -methylene- β -hydroxy-carbonyl compounds (Scheme 1, X = O). Instead of aldehydes, imines are also suitable for this reaction if they can be appropriately activated, leading to α -methylene- β -amino carbonyl compounds smoothly, and the process of this case is commonly referred to as the aza-Morita–Baylis–Hillman (aza-MBH) reaction. The origin of the Morita–Baylis–Hillman reaction can be traced back to a pioneering report presented in 1968 by Morita (phosphine catalyzed reaction)² and later Baylis and Hillman described a similar amine catalyzed reaction in 1972.³ However, it has been ignored by organic chemists for almost a decade after its discovery. Since the mid-1990s, more and more research groups have initiated their work on different

State Key Laboratory of Organometallic Chemistry, Shanghai Institute of Organic Chemistry, Chinese Academy of Sciences, 354 Fenglin Road, Shanghai 200032, P. R. China. E-mail: mshi@mail.sioc.ac.cn

†Electronic supplementary information (ESI) available: Experimental procedures. See DOI: 10.1039/c4qo00026a



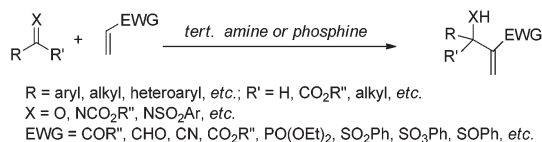
Fang-Le Hu

Fang-Le Hu was born in 1986 in Jiangsu (P. R. China). He received his BS degree in 2009 from the Shanghai University before joining a PhD program in the East China University of Science & Technology. He is currently a PhD candidate under the direction of Professor Min Shi.



Min Shi

Dr Min Shi was born in 1963 in Shanghai, China. He received his BS in 1984 (Institute of Chemical Engineering of East China) and PhD in 1991 (Osaka University, Japan). He gained postdoctoral research experience with Prof. Kenneth M. Nicholas at University of Oklahoma (1995–6) and worked as an ERATO Researcher in Japan Science and Technology Corporation (JST) (1996–8). He is currently a group leader in the State Key Laboratory of Organometallic Chemistry, Shanghai Institute of Organic Chemistry (SIOC).



Scheme 1 Tertiary amine or phosphine-catalyzed MBH or aza-MBH reaction.

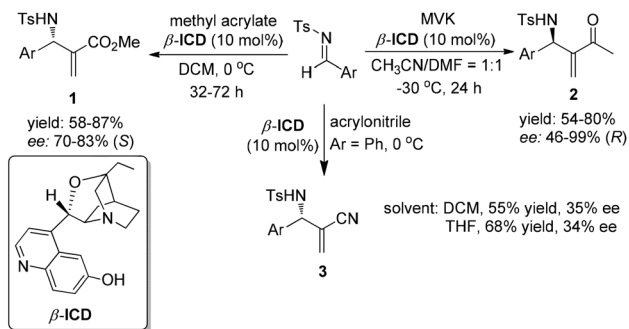
facets of this reaction, involving the scope of the substrates, novel catalysts including chiral catalysts, understanding the mechanism and various synthetic applications of MBH adducts.⁴ In this mini review, we wish to discuss organocatalytic or organometallic complex-catalyzed asymmetric aza-MBH reactions briefly and we hope that this article can also direct the reader to several exhaustive reviews that have been published for more detailed information.

2. Asymmetric aza-MBH reactions of aldimines

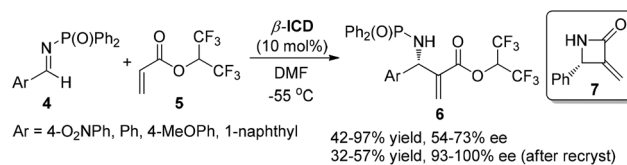
2.1 Amine-catalyzed asymmetric aza-MBH reactions

The chiral tertiary amine catalysts based on the quinidine framework such as β -ICD for asymmetric MBH/aza-MBH reactions have been intensively investigated. In 1999, Hatakeyama and co-workers employed a modified cinchona alkaloid β -ICD as the base-catalyst for the first highly enantioselective organocatalyzed MBH reaction of aliphatic aldehydes with the highly reactive Michael acceptor, 1,1,1,3,3,3-hexafluoroisopropyl acrylate.^{5a} This important finding then sparked the catalytic asymmetric MBH reactions. In 2002, we reported the first example of highly enantioselective aza-MBH reactions of aromatic aldimines with MVK (methyl vinyl ketone)/methyl acrylate/acrylonitrile catalyzed by β -ICD, thus providing by far the highest ee values for the aza-MBH reaction (Scheme 2).^{5b} Concerning aliphatic imines, however, complicated unidentified products rather than normal aza-MBH adducts were obtained under the standard conditions.

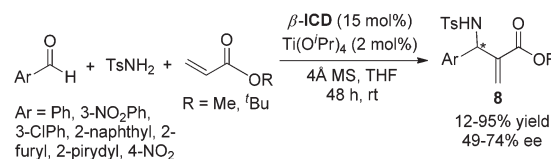
Hatakeyama and co-workers almost simultaneously reported the β -ICD-catalyzed aza-MBH reaction of various aryl diphenylphosphinoyl imines **4** with 1,1,1,3,3,3-hexafluoro-



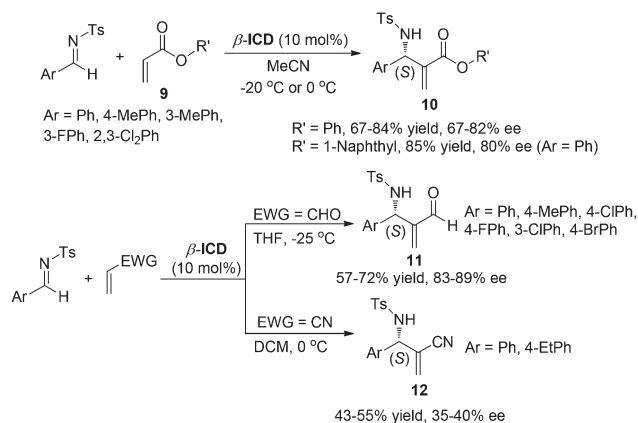
Scheme 2 Asymmetric aza-MBH reaction of *N*-tosylimines with MVK/methyl acrylate/acrylonitrile catalyzed by β -ICD.



Scheme 3 β -ICD-catalyzed aza-MBH reaction of **4** with **5**.



Scheme 4 β -ICD-catalyzed three-component aza-MBH reaction.

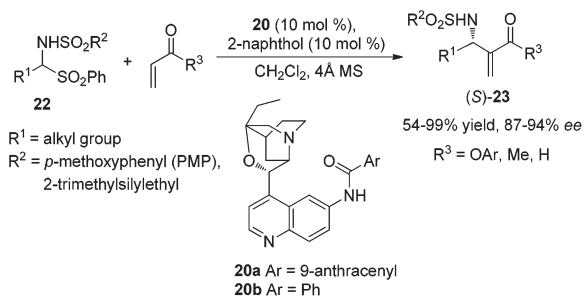
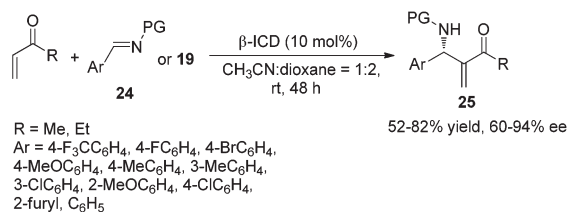
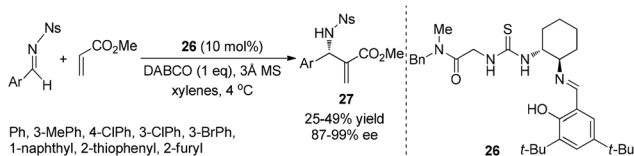


Scheme 5 β -ICD-catalyzed aza-MBH reactions of *N*-sulfonated imines with acrylates, acrolein or acrylonitrile.

isopropyl acrylate (HFIPA) **5** in DMF at low temperature, producing (*S*)-adducts **6** in up to 97% yields with high ee values, in contrast to the MBH reactions of aldehydes with **5**, which afford (*R*)-selectivity.^{6a} Moreover, to demonstrate the synthetic utility of the products, sequences of transformations were conducted for the synthesis of β -lactam **7** (Scheme 3).^{6b}

Soon after Shi's report, Adolfsen and co-workers demonstrated the use of the chiral quinuclidine-derivative β -ICD as a catalyst in the one-pot, three-component aza-MBH reaction, leading to the desired products in moderate to good yields with high ee values (Scheme 4).⁷

Due to the fact that a different stereochemistry for the aza-MBH reaction involving different Michael acceptors was observed,⁵ we reinvestigated systematically the reaction of *N*-sulfonated imines with different activated olefins. It was found that the aza-MBH reaction of *N*-sulfonated imines with phenyl acrylate, α -naphthyl acrylate, acrolein or acrylonitrile catalyzed by β -ICD afforded (*S*)-enriched adducts **10**, **11** and **12**, respectively (Scheme 5).⁸ Acrylonitrile is less reactive than acrolein, phenyl acrylate and α -naphthyl acrylate, and a higher temperature (0 °C) is required for its reaction, giving the desired

Scheme 10 Asymmetric aza-MBH reaction of **22** with activated olefins.Scheme 11 Asymmetric aza-MBH reactions of imines with MVK or EVK catalyzed by β -ICD.

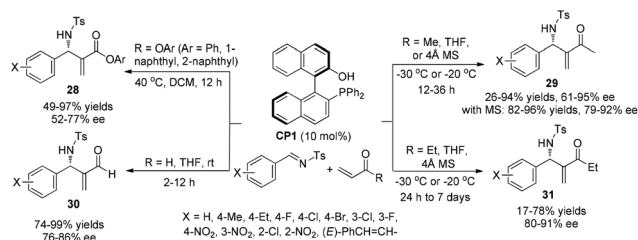
Scheme 12 Highly enantioselective aza-MBH reaction catalyzed by chiral thiourea and DABCO.

enantioselective aza-MBH products **25** in good yields with high enantioselectivities (Scheme 11).¹³

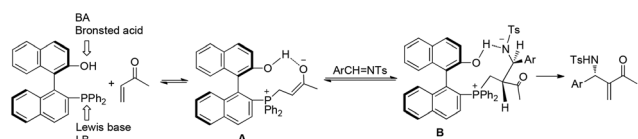
Chiral thiourea is also an efficient catalyst for the aza-MBH reaction in the presence of an achiral nucleophilic additive. Nagasawa and coworkers first reported a highly efficient chiral thiourea catalyst for the enantioselective MBH reaction in 2004.^{14a} Subsequently, Jacobsen and coworkers reported a chiral thiourea catalyst **26** combined with a stoichiometric amount of DABCO for a highly enantioselective aza-MBH reaction of nosylimines with methyl acrylate, affording the desired products in high ee values (Scheme 12).^{14b}

2.2 Phosphine-catalyzed asymmetric aza-MBH reactions

Chiral phosphines have been intensively used as efficient organocatalysts in MBH/aza-MBH reactions.¹⁵ In 2003, we first demonstrated that chiral LBBa (Lewis base and Brønsted acid) bifunctional phosphine **CP1** derived from 1,1'-bi-2,2'-naphthol (BINOL) could catalyze the aza-MBH reaction of *N*-tosylimines with activated olefins effectively, affording the corresponding adducts **28**, **29**, **30** and **31** in good yields with high ee values, respectively (Scheme 13).¹⁶ The addition of molecular sieves increased chemical yields because they could remove the



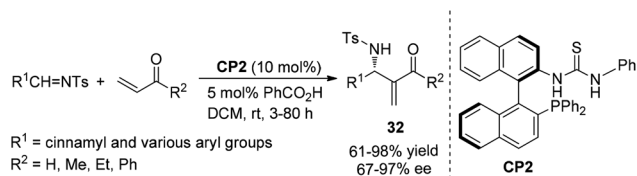
Scheme 13 CP1-catalyzed asymmetric aza-MBH reactions.



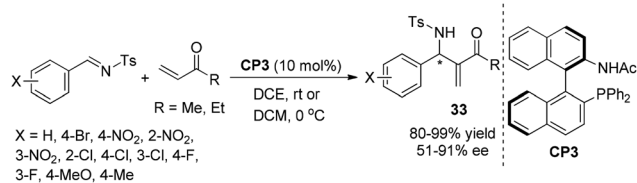
Scheme 14 Detailed mechanism of aza-MBH reaction catalyzed by CP1.

ambient moisture that caused the decomposition of *N*-sulfonylated imines. It was found that the presence of a phenolic hydroxyl group in the catalyst **CP1** plays a crucial role in this reaction and the phosphine catalyst without a phenol moiety could not catalyze this reaction smoothly. We have proposed a detailed mechanism to rationalize the stereochemistry of the produced adducts. The reaction might be initiated by nucleophilic addition of the phosphorus centre in the catalyst **CP1** to MVK, and the phenolic OH group acts as a Brønsted acid to stabilize the *in situ* formed key zwitterionic intermediate **A** and reaction intermediate **B** through hydrogen bonds. Subsequent hydrogen transfer and β -elimination produces the desired products (Scheme 14).¹⁶ Notably, the key enolate intermediate **A**, which was stabilized by intramolecular hydrogen bonding, has been observed by ³¹P and ¹H NMR spectroscopy. During the investigations on the aza-MBH reaction, we found that the catalyst **CP1** also demonstrated good asymmetric induction for the aza-MBH reaction of ethyl (arylimino)acetates with MVK or EVK under mild conditions to give the corresponding adducts in moderate to high yields as well as good to high enantioselectivities;¹⁷ however, catalyst **CP1** could not give good enantiomeric excess in the reaction of *N*-(arylmethylene) diphenylphosphinamides with various activated olefins such as phenyl acrylate, acrylonitrile or MVK.¹⁸

Having identified **CP1** as an effective catalyst for the aza-MBH reaction,¹⁶ we envisaged that replacing the phenol group in the catalyst **CP1** with other groups such as a (thio)urea might also give good reaction outcomes, because acidic NH protons are good hydrogen-bonding donors for hydrogen bond formation, which can also stabilize similar intermediates in the aza-MBH reaction.¹⁹ As hypothesized, the chiral phosphine-thiourea **CP2** in combination with benzoic acid indeed proved to be a very successful catalytic system for the aza-MBH reaction of *N*-tosylimines with MVK, EVK, PVK or acrolein; 67–97% ee and 61–98% yields of the corresponding adducts **32** were obtained (Scheme 15).²⁰ To the best of our knowledge,



Scheme 15 CP2-catalyzed asymmetric aza-MBH reactions.



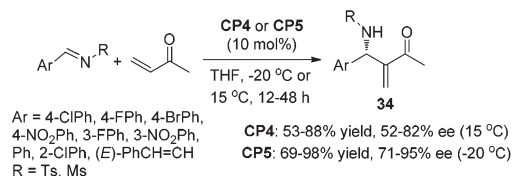
Scheme 16 CP3-catalyzed asymmetric aza-MBH reactions.

this was the first report on the synthesis and application of chiral phosphine-thiourea catalysts in asymmetric catalysis.

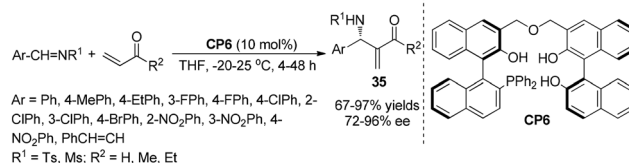
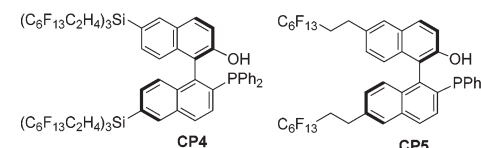
Subsequently, to further improve the catalytic activity and enantioselectivity, we developed a series of bifunctional chiral phosphine-amide catalysts,²¹ and found that the catalyst **CP3** with a moderate acidic amide proton displayed the best asymmetric induction for the aza-MBH reaction of *N*-sulfonated imines with MVK or EVK (Scheme 16).²¹ We also designed and synthesized sterically congested bifunctional chiral phosphine-amide catalysts²² and investigated their application in the asymmetric aza-MBH reactions of *N*-sulfonated imines with MVK or EVK under mild conditions. The corresponding aza-MBH adducts **33** can be obtained in good-to-excellent yields and moderate-to-good enantioselectivities.²²

Inspired by the observation that long perfluoroalkane chains, so called “pony” tails, in a variety of chiral ligands can improve the enantioselectivities under identical conditions,²³ we also synthesized chiral phosphine Lewis bases **CP4** and **CP5** bearing long perfluoroalkane chains as “pony tails” and investigated their performance in the catalytic asymmetric aza-MBH reaction. Indeed, the catalyst **CP5** was more effective in the aza-MBH reaction of *N*-sulfonated imines with MVK than the previously reported chiral phosphine **CP1**. The performance of the catalyst **CP4** was not so impressive presumably due to the steric bulkiness (Scheme 17).²⁴

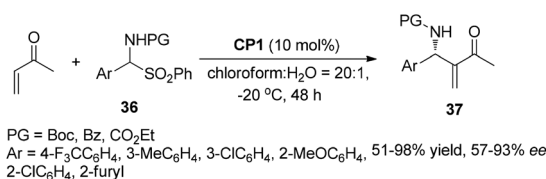
In our previous report of chiral phosphine Lewis base **CP1**-catalyzed asymmetric aza-MBH reactions, we also disclosed that a phenolic hydroxy group played a key role in this bifunctional organocatalyst, with intramolecular hydrogen bonding affording the corresponding aza-MBH adduct in high ee.¹⁶ We envisioned that increasing the number of hydrogen bond donating groups can significantly stabilize the key phosphonium enolate and produce the corresponding adducts in good yields and high ee. Herein, we synthesized the chiral phosphine catalyst **CP6** bearing multiple phenol groups, and it was found that in the aza-MBH reaction of *N*-sulfonated aldi-



Scheme 17 CP4 or CP5-catalyzed aza-MBH reactions.



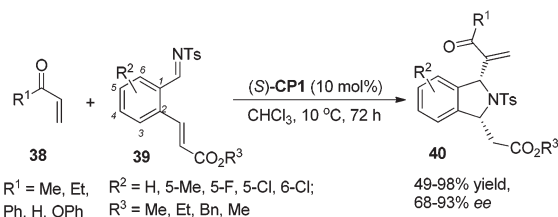
Scheme 18 Asymmetric aza-MBH reaction catalyzed by CP6.



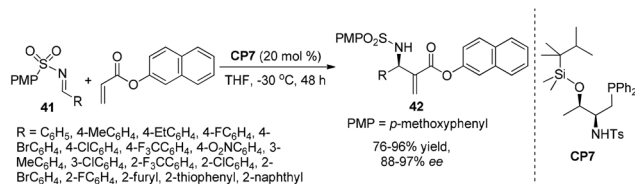
Scheme 19 CP1-catalyzed asymmetric aza-MBH reactions.

mines with MVK using **CP6**, the corresponding adducts **35** can be obtained in >90% ee and good to high yields at -20 °C or room temperature (25 °C) in THF for most of the substrates using MVK, EVK, or acrolein as a Michael acceptor (Scheme 18).²⁵ On the basis of the same hypothesis, Sasai,^{26a} Ito,^{26b} and Liu^{26c,26d} independently reported multifunctional catalysts derived from BINOL for the asymmetric aza-MBH reaction, affording the corresponding adducts in good yields and high ee values.

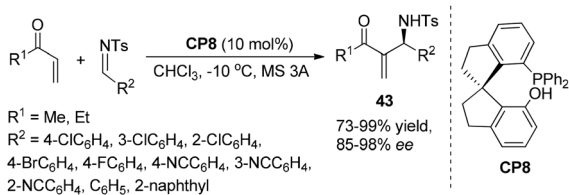
The catalyst **CP1** was demonstrated to be an efficient catalyst in the aza-MBH reaction of *N*-tosylimines with MVK and phenyl acrylate. Recently, we also reported the asymmetric aza-MBH reaction of *N*-protected α -amidoalkyl phenyl sulfones **36** with MVK catalyzed by the catalyst **CP1**, affording the corresponding aza-MBH products **37** in good yields with high enantioselectivities (Scheme 19).²⁷ The reaction was found to be general with respect to various α -amidoalkyl phenyl sulfones. Later, Sasai reported the first domino process based on the aza-MBH reaction catalyzed by bifunctional chiral phosphine (*S*)-**CP1**, affording 1,3-disubstituted isoindolines **40** in good yields with excellent diastereo- and enantioselectivities (up to 93% ee).²⁸ The author proposed that this reaction might proceed *via* a tandem aza-MBH/intramolecular aza-Michael reaction sequence (Scheme 20).



Scheme 20 CP1-catalyzed asymmetric domino reaction.



Scheme 21 CP7-catalyzed asymmetric aza-MBH reaction.

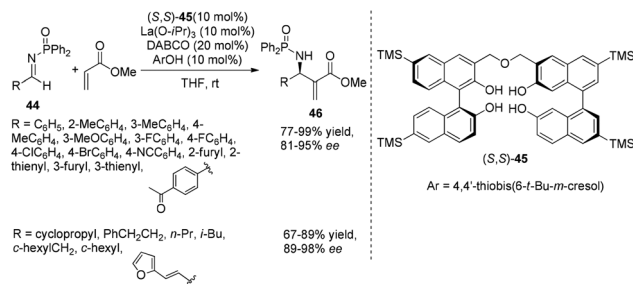
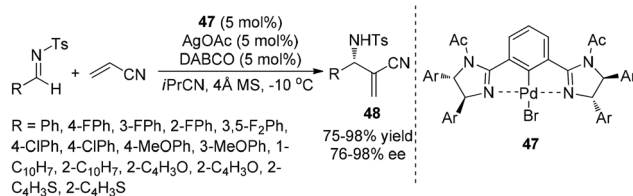


Scheme 22 CP8-catalyzed asymmetric aza-MBH reaction.

Very recently, Lu's group designed and prepared a novel bifunctional phosphine-sulfonamide organic catalyst **CP7** derived from L-threonine. **CP7** was found to be an efficient catalyst for the asymmetric aza-MBH reaction of *N*-sulfonylimines with β -naphthyl acrylate. Notably, the *ortho*-substituted aromatic imines, which are well-known to be difficult substrates for the aza-MBH reaction, were found to be suitable substrates in this reaction, and the products **42** were obtained in nearly quantitative yields with up to 97% ee. These results represent by far the best enantioselectivities attainable for the *ortho*-substituted substrates in the aza-MBH reaction (Scheme 21).^{29a} This catalyst can be also used for the catalytic asymmetric MBH reaction using aldehydes as electrophiles.^{29b} Later, Sasai and co-workers have developed a novel spiro-type bifunctional organocatalyst **CP8** having Lewis base and Brønsted acid moieties for the enantioselective aza-MBH reaction. This bifunctional spiro-phosphine catalyst **CP8** was found to have high asymmetric induction to yield aza-MBH products (Scheme 22).³⁰

2.3 Metal-catalyzed asymmetric aza-MBH reactions

In 2010, Matsunaga, Berkessel and Shibasaki found that the $\text{La}(\text{O-}i\text{Pr})_3/(\text{S,S})\text{-TMS-linked-BINOL}$ **45** complex combined with a catalytic amount of DABCO could efficiently catalyze the aza-

Scheme 23 Catalytic asymmetric aza-MBH reaction of various *N*-Dpp imines with methyl acrylate.

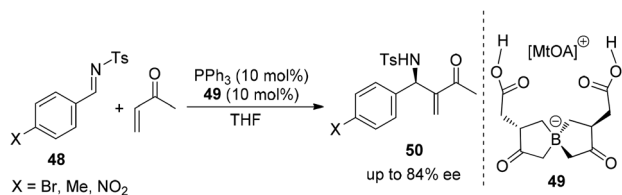
Scheme 24 Enantioselective aza-MBH reaction catalyzed by palladium (ii) pincer complexes.

MBH reaction of *N*-diphenylphosphinoyl imines **44** with methyl acrylate.³¹ The $\text{La}(\text{O-}i\text{Pr})_3/(\text{S,S})\text{-TMS-linked-BINOL}$ **45**/DABCO system was applicable to a broad range of aryl, heteroaryl, alkenyl, and alkyl imines at ambient temperature, giving the desired products **46** in 67–99% yields and 81–98% ee (Scheme 23). Kinetic studies pointed out the importance of both the nucleophilicity of La-enolate and the Brønsted basicity of a La-catalyst for promoting the reaction.

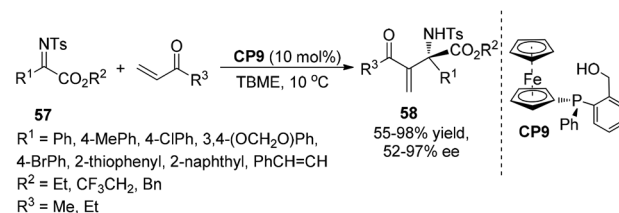
On the basis of the same hypothesis, Shibata and coworkers have developed the first highly enantioselective aza-MBH reaction of acrylonitrile with sulfonated imines using chiral pincer type Pd complexes of 1,3-bis(imidazolin-2-yl)benzene bearing sterically bulky substituents with a catalytic amount of DABCO. A range of imines can be tolerated in this aza-MBH reaction to give the desired products in good yields with good ee values (Scheme 24).³²

2.4 Appendix

Although chiral organocatalyzed or organometallic complex-catalyzed aza-MBH reactions have been extensively investigated in recent decades, another methodology for the enantioselective aza-MBH reaction has been also emerging as an important alternative.³³ In 2006, Leitner and co-workers reported the first example of an asymmetric aza-MBH reaction in which a chiral reaction medium could induce a high level of enantioselectivity. Using a specifically designed ionic liquid with a chiral anion as the only source of chirality, the desired aza-MBH reaction products were obtained in up to 84% ee (Scheme 25).³⁴



Scheme 25 Highly enantioselective aza-MBH reaction in a chiral reaction medium.

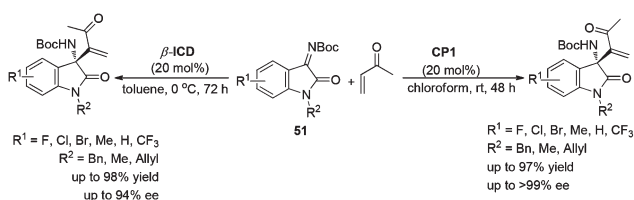


Scheme 28 P-chirogenic organocatalyzed aza-MBH reaction of ketimines with MVK or EVK.

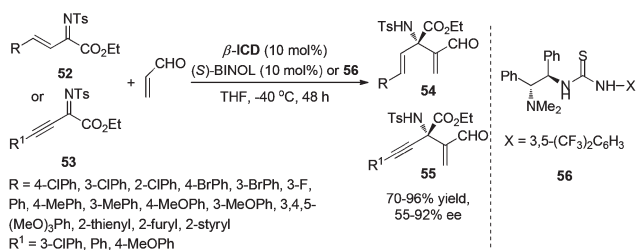
3. Asymmetric aza-MBH reactions of ketimines

In 2010, our group and other groups independently reported the MBH reaction of *N*-protected isatins with electron-deficient alkenes to construct 3-substituted 3-hydroxyoxindoles in good yields and excellent enantioselectivities.³⁵ Based on this work, we speculated that the chiral 3-aminooxindoles could be achieved *via* a similar strategy. Indeed, the asymmetric aza-MBH reaction of isatin-derived *N*-Boc ketimines **51** with MVK catalyzed by chiral amine and phosphine has been developed for the first time, providing a highly efficient and enantioselective synthesis of 3-amino-2-oxindoles bearing a quaternary stereogenic center (Scheme 26).³⁶

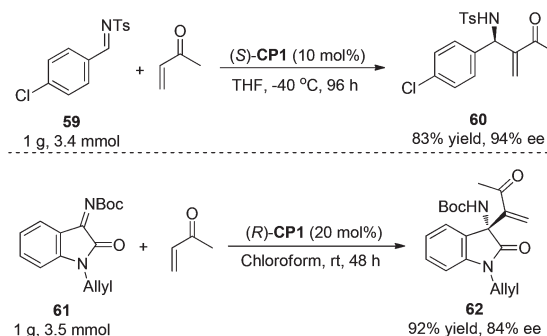
At almost the same time, Chen's group developed a highly enantioselective aza-MBH reaction with *N*-Ts imines of β,γ -unsaturated α -ketoesters and acrolein for the first time, which relies on the employment of a combined catalytic system of β -ICD and bifunctional BINOL or tertiary amine-thiourea **56**. A range of products **54** and **55** bearing a quaternary chiral center and densely functional groups have been efficiently produced in moderate to excellent enantioselectivity (up to 92% ee) (Scheme 27).³⁷



Scheme 26 Chiral amine or phosphine-catalyzed asymmetric aza-MBH reaction.



Scheme 27 β -ICD-catalyzed aza-MBH reaction of ketimines with acrolein.



Scheme 29 Enlarging the reaction scale of the asymmetric aza-MBH reaction.

Subsequently, Sasai and co-workers developed the first highly enantioselective P-chirogenic organocatalyzed aza-MBH reaction to produce the desired products **58** with tetrasubstituted carbon stereogenic centers in moderate to excellent enantioselectivities (Scheme 28).³⁸

For the purpose of examination of the potential utility of the aza-MBH reaction, the reaction was carried out on a 1.0 g scale. As shown in Scheme 29, as for the substrate *N*-sulfonated imine **59**, the reaction proceeded smoothly, affording the desired product **60** in a similar yield (83%) with the same enantiomeric excess (94% ee) as those reported before.¹³ However, when the aza-MBH reaction of ketimine **61** with MVK was carried out on a 1.0 g scale, the enantiomeric excess of the desired product **62** decreased remarkably from 97% to 84%.³⁵ Adding 4 Å MS into the reaction system, the ee value of **61** declined from 97% to 91%, suggesting that the water or ambient moisture in the reaction system might affect the reaction outcomes. We speculated that on a large reaction scale, 4 Å MS could not completely get rid of the trace of water and ambient moisture in this particular reaction system and the water and ambient moisture might impair the ee value of the reaction product through the intramolecular hydrogen bonding.

Conclusion

In summary, asymmetric aza-MBH reactions have already become a powerful tool in organic chemistry, and have been studied intensively. In the past few decades, it has been

demonstrated that great progress has been made in the asymmetric aza-MBH reactions of imines with α,β -unsaturated carbonyl compounds and a variety of chiral phosphine or amine organocatalysts has been found to be effective for this reaction. Although many important factors governing the reactions were identified, the present understanding of the basic factors and the control of reactivity and selectivity remains incomplete. There is no single catalyst which is suitable for all substrates so far; thus the development of effective catalysts and catalyst diversity for asymmetric aza-MBH reactions that are applicable to most of the common activated alkenes and electrophiles continues to be a challenging issue in this respect.

Acknowledgements

We thank the Shanghai Municipal Committee of Science and Technology (11JC1402600), the National Basic Research Program of China (973)-2010CB833302, the Fundamental Research Funds for the Central Universities, and the National Natural Science Foundation of China for financial support (20472096, 21372241, 21361140350, 20672127, 21102166, 21121062, 21302203 and 20732008).

Notes and references

- (a) M. B. Smith and J. March, *March's Advanced Organic Chemistry: Reactions, Mechanisms, and Structure*, Wiley, New York, 6th edn, 2007; (b) F. A. Carey and R. J. Sundberg, *Advanced Organic Chemistry*, Springer, New York, 5th edn, 2007, Parts A and B.
- (a) K. Morita, Z. Suzuki and H. Hirose, *Bull. Chem. Soc. Jpn.*, 1968, **41**, 2815; (b) K. Morita, *Japan Patent*, 6803364, 1968.
- A. B. Baylis and M. E. D. Hillman, *German Patent*, 2155113, 1972.
- (a) S. E. Drewes and G. H. P. Roos, *Tetrahedron*, 1988, **44**, 4653; (b) D. Basavaiah, P. D. Rao and R. S. Hyma, *Tetrahedron*, 1996, **52**, 8001; (c) D. Basavaiah, T. Satyanarayana and A. J. Rao, *Chem. Rev.*, 2003, **103**, 811; (d) V. Declerck, J. Martinez and F. Lamaty, *Chem. Rev.*, 2009, **109**, 1; (e) D. Basavaiah, B. S. Reddy and S. S. Badsara, *Chem. Rev.*, 2010, **110**, 5447; (f) V. Singh and S. Batra, *Tetrahedron*, 2008, **64**, 4511; (g) E. Ciganek, in *Organic Reactions*, ed. L. A. Paquette, John Wiley & Sons, Inc., 1997, vol. 51, p. 201; (h) Y.-L. Shi and M. Shi, *Eur. J. Org. Chem.*, 2007, 2905; (i) G. Masson, C. Housseman and J. Zhu, *Angew. Chem., Int. Ed.*, 2007, **46**, 4614; (j) Y. Wei and M. Shi, *Acc. Chem. Res.*, 2010, **43**, 1005; (k) Y. Lu, S.-X. Wang, X. Han, F. Zhong and Y. Wang, *Synlett*, 2011, 2766; (l) J. Mansilla and J. M. Saa, *Molecules*, 2010, **15**, 709; (m) V. Carrasco-Sanchez, M. J. Simirgiotis and L. S. Santos, *Molecules*, 2009, **14**, 3989; (n) D. Basavaiah and G. Veeraraghavaiah, *Chem. Soc. Rev.*, 2012, **41**, 68; (o) D. Basavaiah, K. V. Venkateswara Rao and R. J. Reddy, *Chem. Soc. Rev.*, 2007, **36**, 1581; (p) Y. Wei and M. Shi, *Chem. Rev.*, 2013, **113**, 6659.
- (a) Y. Iwabuchi, M. Nakatani, N. Yokoyama and S. Hatakeyama, *J. Am. Chem. Soc.*, 1999, **121**, 10219; (b) M. Shi and Y.-M. Xu, *Angew. Chem., Int. Ed.*, 2002, **41**, 4507.
- (a) A. Nakano, S. Kawahara, S. Akamatsu, K. Morokuma, M. Nakatani, Y. Iwabuchi, K. Takahashi, J. Ishihara and S. Hatakeyama, *Tetrahedron*, 2006, **62**, 381; (b) S. Kawahara, A. Nakano, T. Esumi, Y. Iwabuchi and S. Hatakeyama, *Org. Lett.*, 2003, **5**, 3103.
- D. Balan and H. Adolfsson, *Tetrahedron Lett.*, 2003, **44**, 2521.
- M. Shi, Y.-M. Xu and Y.-L. Shi, *Chem. – Eur. J.*, 2005, **11**, 1794.
- K. Matsui, S. Takizawa and H. Sasai, *J. Am. Chem. Soc.*, 2005, **127**, 3680.
- N. Abermil, G. Masson and J. Zhu, *J. Am. Chem. Soc.*, 2008, **130**, 12596.
- N. Abermil, G. Masson and J. Zhu, *Org. Lett.*, 2009, **11**, 4648.
- N. Abermil, G. Masson and J. Zhu, *Adv. Synth. Catal.*, 2010, **352**, 656.
- X.-Y. Guan, Y. Wei and M. Shi, *Eur. J. Org. Chem.*, 2010, 4098.
- (a) Y. Sohtome, A. Tanatami, Y. Hashimoto and K. Nagasawa, *Tetrahedron Lett.*, 2004, **45**, 5589; (b) I. T. Raheem and E. N. Jacobsen, *Adv. Synth. Catal.*, 2005, **347**, 1701.
- M. Pouliquen, J. Blanchet, M. D. Paolis, B. R. Devi, J. Rouden, M.-C. Lasne and J. Maddaluno, *Tetrahedron: Asymmetry*, 2010, 1511.
- M. Shi, L.-H. Chen and C.-Q. Li, *J. Am. Chem. Soc.*, 2005, **127**, 3790.
- M. Shi, G.-N. Ma and Y. Gao, *J. Org. Chem.*, 2007, **72**, 9779.
- M. Shi and G.-L. Zhao, *Adv. Synth. Catal.*, 2004, **346**, 1205.
- For (thio)urea derivative catalyzed reactions, see: (a) M. S. Taylor and E. N. Jacobsen, *Angew. Chem., Int. Ed.*, 2006, **45**, 1520; (b) S. J. Connon, *Chem. – Eur. J.*, 2006, **12**, 5418; (c) A. Berkessel, K. Roland and J. M. Neudörfl, *Org. Lett.*, 2006, **8**, 4195.
- Y.-L. Shi and M. Shi, *Adv. Synth. Catal.*, 2007, **349**, 2129.
- M. J. Qi, T. Ai, M. Shi and G. Li, *Tetrahedron*, 2008, **64**, 1181.
- X.-Y. Guan, Y.-Q. Jiang and M. Shi, *Eur. J. Org. Chem.*, 2008, 2150.
- J.-W. Han and T. Hayashi, *Chem. Lett.*, 2001, 976.
- (a) M. Shi and L.-H. Chen, *Pure Appl. Chem.*, 2005, **77**, 2105; (b) M. Shi, L.-H. Chen and W.-D. Teng, *Adv. Synth. Catal.*, 2005, **347**, 1781.
- Y.-H. Liu, L.-H. Chen and M. Shi, *Adv. Synth. Catal.*, 2006, **348**, 973.
- (a) K. Matsui, S. Takizawa and H. Sasai, *Synlett*, 2006, 761; (b) K. Ito, K. Nishida and T. Gotanda, *Tetrahedron Lett.*, 2007, **48**, 6147; (c) J.-M. Garnier, C. Anstiss and F. Liu, *Adv.*

- Synth. Catal.*, 2009, **351**, 331; (d) J.-M. Garnier and F. Liu, *Org. Biomol. Chem.*, 2009, **7**, 1272.
- 27 X.-Y. Guan, Y. Wei and M. Shi, *Eur. J. Org. Chem.*, 2010, 4098.
- 28 S. Takizawa, N. Inoue, S. Hirata and H. Sasai, *Angew. Chem., Int. Ed.*, 2010, **49**, 9725.
- 29 (a) F. Zhong, Y. Wang, X. Han, K.-W. Huang and Y. Lu, *Org. Lett.*, 2011, **13**, 1310; (b) X. Han, Y. Wang, F. Zhong and Y. Lu, *Org. Biomol. Chem.*, 2011, **9**, 6734.
- 30 S. Takizawa, K. Kiriyama, K. Ieki and H. Sasai, *Chem. Commun.*, 2011, **47**, 9227.
- 31 T. Yukawa, B. Seelig, Y. Xu, H. Morimoto, S. Matsunaga, A. Berkessel and M. Shibasaki, *J. Am. Chem. Soc.*, 2010, **132**, 11988.
- 32 K. Hyodo, S. Nakamura and N. Shibata, *Angew. Chem., Int. Ed.*, 2012, **51**, 10337.
- 33 For the other types of asymmetric MBH reactions, see (a) M. Shi, Y.-H. Liu and L.-H. Chen, *Chirality*, 2007, **19**, 124; (b) M. Shi, M.-J. Qi and X.-G. Liu, *Chem. Commun.*, 2008, 6025; (c) Y.-H. Liu and M. Shi, *Adv. Synth. Catal.*, 2008, **350**, 122; (d) X. Wang, Y.-F. Chen, L.-F. Niu and P.-F. Xu, *Org. Lett.*, 2009, **11**, 3310; (e) C. Anstiss, J.-M. Garnier and F. Liu, *Org. Biomol. Chem.*, 2010, **8**, 4400; (f) C. Anstiss and F. Liu, *Tetrahedron*, 2010, **66**, 5486; (g) S. Takizawa, N. Inoue and H. Sasai, *Tetrahedron Lett.*, 2011, **52**, 377; (h) N. Lu, L. Meng, D. Chen and G. Zhang, *RSC Adv.*, 2011, **1**, 1113; (i) Y.-L. Yang, Y. Wei and M. Shi, *Org. Biomol. Chem.*, 2012, **10**, 7429; (j) S. Hirata, K. Tanaka, K. Matsui, F. A. Arteaga, Y. Yoshida, S. Takizawa and H. Sasai, *Tetrahedron: Asymmetry*, 2013, **24**, 1189; (k) R. Lee, F. Zhong, B. Zheng, Y. Meng, Y. Lu and K.-W. Huang, *Org. Biomol. Chem.*, 2013, **11**, 4818; (l) N. Lu, H. Wang and Y. Wang, *Bull. Korean Chem. Soc.*, 2013, **34**, 3591; (m) S. Kitagaki, Y. Ohta, R. Takahashi, M. Komizu and C. Mukai, *Tetrahedron Lett.*, 2013, **54**, 384; (n) P. Stepnicka, K. Skoch and I. Cisarova, *Organometallics*, 2013, **32**, 623.
- 34 R. Gausepohl, P. Buskens, J. Kleinen, A. Bruckmann, C. W. Lehmann, J. Klankermayer and W. Leitner, *Angew. Chem., Int. Ed.*, 2006, **45**, 3689.
- 35 (a) X.-Y. Guan, Y. Wei and M. Shi, *Chem. – Eur. J.*, 2010, **16**, 13617; (b) Y.-L. Liu, B.-L. Wang, L. Chen, Y.-X. Zhang, C. Wang and J. Zhou, *J. Am. Chem. Soc.*, 2010, **132**, 15176; (c) F.-R. Zhong, G.-Y. Chen and Y.-X. Lu, *Org. Lett.*, 2011, **13**, 82.
- 36 F.-L. Hu, Y. Wei, M. Shi, S. Pindi and G. Li, *Org. Biomol. Chem.*, 2013, **11**, 1921.
- 37 Y. Yao, J.-L. Li, Q.-Q. Zhou, L. Dong and Y.-C. Chen, *Chem. – Eur. J.*, 2013, **19**, 9447.
- 38 S. Takizawa, E. Rémond, F. A. Arteaga, Y. Yoshida, V. Sridharan, J. Bayardon, S. Jugé and H. Sasai, *Chem. Commun.*, 2013, **49**, 8392.