

## Efficient dual radical/cationic photoinitiator under visible light: a new concept

Jacques Lalevée,<sup>\*a</sup> Nicolas Blanchard,<sup>b</sup> Mohamad-Ali Tehfe,<sup>a</sup> Mathieu Peter,<sup>a</sup> Fabrice Morlet-Savary,<sup>a</sup> Didier Giges<sup>c</sup> and Jean Pierre Fouassier<sup>a</sup>

Received 30th March 2011, Accepted 31st May 2011

DOI: 10.1039/c1py00140j

A new concept based on the photoredox catalysis is proposed for the design of a photoinitiating system able to efficiently generate, in a single catalytic cycle, both a radical and a cation as initiating species. This is exemplified here by the tris(1,10-phenanthroline)ruthenium(II) ( $\text{Ru}(\text{phen})_3^{2+}$ ) complex in combination with a diphenyl iodonium salt and a silane. Interesting and promising photopolymerization profiles in free radical photopolymerization (FRP) and free radical promoted cationic photopolymerization (FRPCP) are obtained under air and upon xenon lamp exposure and even soft irradiation conditions (fluorescence bulb, sunlight). An acrylate/epoxide blend is also easily polymerized under air using a fluorescent bulb. The mechanisms are investigated by ESR and Laser Flash Photolysis experiments.

### Introduction

With the existing demand for green technologies, the development of new photoinitiating systems (PIS) is required.<sup>1</sup> Besides the usual basic properties (reactivity, efficiency, solubility, compatibility, lack of toxicity...), PISs must also exhibit challenging specific properties, for example i) a good radical initiating ability under visible light and especially soft irradiation conditions (sunlight, ambient light, fluorescence bulbs...) under air, ii) catalytic behavior of the photoinitiator (PI) allowing its use in low quantities (this approach is also related to the "economy of atoms" concept), iii) access to a large range of photopolymerizable formulations (including natural and renewable monomers) under mild and convenient synthetic conditions, iv) an ability to work either separately in free radical photopolymerization (FRP) and free radical promoted cationic photopolymerization (FRPCP) or simultaneously in FRP/FRPCP.<sup>1</sup>

Free radical polymerization and cationic polymerization are usually achieved (see *e.g.* ref. 2 and references therein) by two different PIs (a radical PI and a cationic PI). This drawback becomes obviously more important for visible light: cationic PIs usually absorb in the UV. Therefore, the light source must contain a reasonable amount of UV light (such as in Hg, Xe, Hg doped lamps). At present, such photoinitiating systems

exhibiting almost similar properties for both radical and cationic processes (for  $\lambda > 400$  nm) remain highly desirable *e.g.* under sun or fluorescent bulbs.

The results obtained in our very recent work<sup>3</sup> where  $\text{Ru}(\text{bpy})_3^{2+}$  (tris(2,2'-bipyridine)ruthenium(II) dichloride hexahydrate) was presented as an interesting PI, mostly for FRPCP, under soft and visible light irradiations under air prompted us to propose here a new concept, summarized in Scheme 1, that could meet the challenge detailed above. The mechanism corresponds to photoredox catalysis. The first step corresponds to the excitation of a suitable starting PI (sPI) by a visible light which then reacts with a radical source to generate an initiating radical R<sup>•</sup> for FRP and a transient PI (tPI). In a second step, an interaction between R<sup>•</sup> and tPI leads to a cation C<sup>+</sup> and regenerates the starting PI ground state sPI (tPI must be a good oxidation agent). If R<sup>•</sup> and C<sup>+</sup> are efficiently and rapidly formed under a Xe lamp, sun or



Scheme 1

<sup>a</sup>LPIM-Department of Photochemistry, University of Haute Alsace, ENSCMu, 3 rue Alfred Werner, 68093 Mulhouse Cedex, France. E-mail: j.lalevee@uha.fr

<sup>b</sup>Laboratory of Organic and Bioorganic Chemistry, CNRS, University of Haute Alsace, ENSCMu, 3 rue Alfred Werner, 68093 Mulhouse Cedex, France

<sup>c</sup>UMR 6264 Laboratoire Chimie Provence, Université de Provence, Avenue Escadrille Normandie-Niemen, Case 542, 13397 Marseille Cedex 20, France

a fluorescent bulb, the system should be operative for FRP using an acrylate or FRPCP using an epoxide.

In the present paper, such a dual photosensitive system will be exemplified by  $\text{Ru}(\text{phen})_3^{2+}$  (where phen stands for a phenanthroline ligand) as the sPI, a silane and an iodonium salt as the radical sources. Due to its properties (light absorption and rather bad solubility in acrylate matrix), the  $\text{Ru}(\text{bpy})_3^{2+}$  complex proposed in ref. 3 or introduced recently in organic photocatalyzed synthesis<sup>4–10</sup> cannot be really a candidate here as an efficient dual PI. Selected examples for the FRP of acrylates, the ring opening polymerization of epoxides by FRPCP and the simultaneous FRP/FRPCP of an acrylate/epoxide blend will be provided and the involved mechanisms investigated by Laser Flash Photolysis and ESR spin trapping experiments. A comparison of  $\text{Ru}(\text{phen})_3^{2+}$  with other complexes ( $\text{Ru}(\text{bpy})_3^{2+}$  or  $\text{Fe}(\text{phen})_3^{2+}$ ) will illustrate the key role of sPI to act as a true dual photoinitiator.

## Experimental part

### i) Compounds

Tris(1,10-phenanthroline)ruthenium(II) ( $\text{Ru}(\text{phen})_3^{2+}$ ), tris(1,10-Phenanthroline)iron(II) perchlorate ( $\text{Fe}(\text{phen})_3^{2+}$ ), tris(trimethylsilyl)silane (TTMSS) and diphenyl iodonium hexafluorophosphate ( $\text{Ph}_2\text{I}^+$ ) were obtained from Aldrich and used at the best purity available. The acrylate monomers, trimethylolpropane triacrylate (TMPTA) and ethoxylated pentaerythritol tetraacrylate (EPT) from Cray Valley, were selected. For the ring opening polymerization (3,4-epoxycyclohexane)methyl 3,4-epoxycyclohexylcarboxylate (EPOX from Cytec; Uvacure 1500), limonene dioxide (LDO) from Millennium Speciality Chemicals and epoxidized soybean oil (ESO) from Arkema (Ecepoxy; epoxy content: 3.7 M  $\text{kg}^{-1}$ ) were chosen as epoxy monomers.

### ii) Free radical photopolymerization (FRP) experiments

For film polymerization experiments, TMPTA or EPT were used as low viscosity monomers. The experiments were carried out in laminate and under air conditions. The films (20  $\mu\text{m}$  thick) deposited on a  $\text{BaF}_2$  pellet were irradiated (see figure captions). The evolution of the double bond content was continuously followed by real time FTIR spectroscopy (Nexus 870, Nicolet) at about 1630  $\text{cm}^{-1}$ .<sup>11</sup>

### iii) Free radical promoted cationic polymerization (FRPCP)

The two- and three-component photoinitiating systems are based (except where otherwise stated) on  $\text{Ru}(\text{phen})_3^{2+}/\text{Ph}_2\text{I}^+$  (0.2%/2% w/w) and  $\text{Ru}(\text{phen})_3^{2+}/\text{TTMSS}/\text{Ph}_2\text{I}^+$  (0.2%/3%/2% w/w). The epoxide films (25  $\mu\text{m}$  thick) deposited on a  $\text{BaF}_2$  pellet were irradiated under air inside the IR spectrometer cavity. The evolution of the epoxy group content at about 790  $\text{cm}^{-1}$  is continuously followed by real time FTIR spectroscopy (see above).

### iv) ESR spin trapping (ESR-ST) experiments

ESR-ST experiments were carried out using a X-Band spectrometer (MS 200 Magnetech). The radicals were produced at

RT under a Xenon lamp exposure (except otherwise noted) and trapped by phenyl-*N*-tbutylnitron (PBN) according to a procedure described in detail in ref. 12.

### v) Laser flash photolysis (LFP)

The nanosecond laser flash photolysis LFP experiments were carried out with a Q-switched nanosecond Nd/YAG laser at  $\lambda_{\text{exc}} = 355$  nm (9 ns pulses; energy reduced down to 10 mJ; Powerlite 9010 Continuum), the analyzing system consisted of a pulsed xenon lamp, a monochromator, a fast photomultiplier and a transient digitizer.<sup>12a</sup>

## Results and discussion

### A) Photochemical properties

Interestingly, the  $\text{Ru}(\text{phen})_3^{2+}$  complex exhibits better light absorption properties than  $\text{Ru}(\text{bpy})_3^{2+}$  in the 350–600 nm range (Fig. 1). The excitation of  $\text{Ru}(\text{phen})_3^{2+}$  results in the formation (1) of a known<sup>13</sup> relatively long lived emissive excited state that can be observed at about 620 nm (Fig. 2A). This state is efficiently quenched (Fig. 2A) by the iodonium salt  $\text{Ph}_2\text{I}^+$  ( $k = 4.9 \times 10^7 \text{ M}^{-1} \text{ s}^{-1}$ ) but

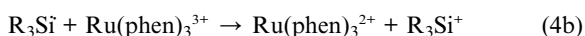


**Fig. 1** (A) Emission spectrum for the household light fluorescent bulb. (B) Absorption spectra for (a)  $\text{Ru}(\text{phen})_3^{2+}$  and (b)  $\text{Ru}(\text{bpy})_3^{2+}$  in acetonitrile.



**Fig. 2** (A) Luminescence decay (recorded at 620 nm) for  $\text{Ru}(\text{phen})_3^{2+}$  in acetonitrile for different  $[\text{Ph}_2\text{I}^+]$ . (B) ESR spectrum obtained after light irradiation of  $\text{Ru}(\text{phen})_3^{2+}/\text{Ph}_2\text{I}^+$ . In *tert*-butyl benzene/acetonitrile (50/50); PBN is used as spin-trap;  $[\text{Ph}_2\text{I}^+] = 0.011 \text{ M}$  under argon.

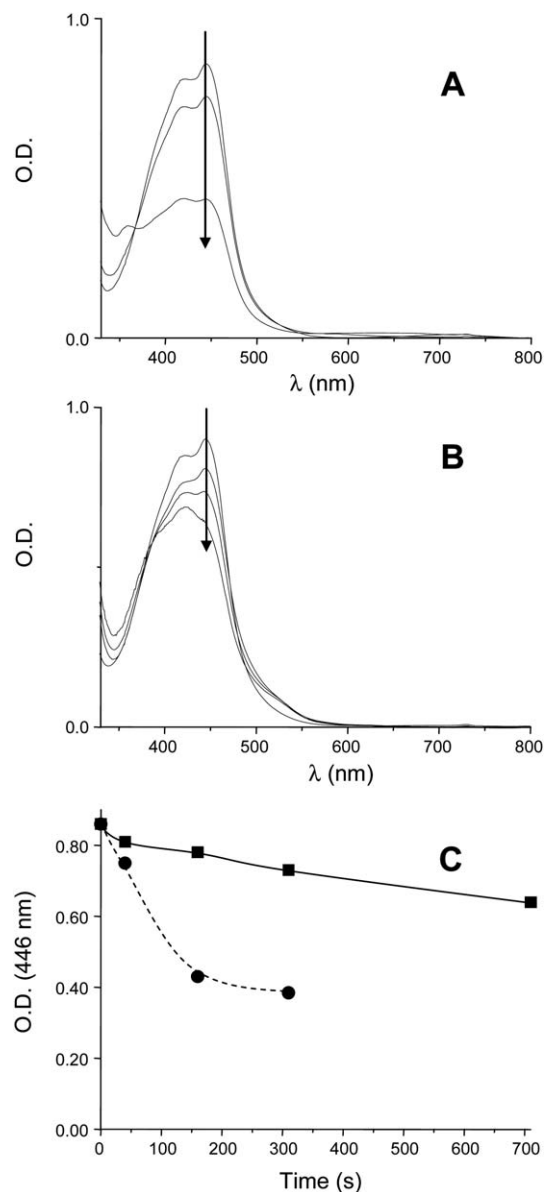
very slowly deactivated by TTMSS ( $k < 5 \times 10^5 \text{ M}^{-1} \text{ s}^{-1}$ ). The free-energy change ( $\Delta G_{\text{Et}}$ ) for the electron transfer from a donor to an acceptor can be calculated from the classical Rehm-Weller equation.<sup>14</sup> Therefore, reaction (2) is favorable according to the redox properties of these reactants ( $E_{\text{ox}}(\text{Ru}(\text{phen})_3^{2+}) = 1.3 \text{ V}$ ;  $E_{\text{red}}(\text{Ph}_2\text{I}^+) \approx -0.2 \text{ V}$ ;  $E(^*\text{Ru}(\text{phen})_3^{2+}) = 2.15 \text{ eV}$ ; free energy change  $\Delta G = -0.65 \text{ eV}$ ).<sup>13,14</sup>



Process (2) is also well evidenced here through the observation of  $\text{Ph}^\cdot$  *i.e.* in ESR-spin trapping experiments (Fig. 2B), the observed *hyperfine* coupling (hfc) constants ( $a_{\text{N}} = 14.5 \text{ G}$ ;  $a_{\text{H}} = 2.45 \text{ G}$ ) being in full agreement with the known data for this radical.<sup>15</sup> Phenyl radicals can also be generated in (4a): the oxidation rate constant of tris(trimethylsilyl)silyl by  $\text{Ph}_2\text{I}^+$  was already determined ( $2.6 \times 10^6 \text{ M}^{-1} \text{ s}^{-1}$  in ref. 11a).

Upon irradiation of  $\text{Ru}(\text{phen})_3^{2+}/\text{TTMSS}/\text{Ph}_2\text{I}^+$ , the formation of silyl radicals (characterized by the hfc  $a_{\text{N}} = 15.0 \text{ G}$  and  $a_{\text{H}} = 5.9 \text{ G}$  in agreement with ref. 15) is well observed in ESR-ST experiments. This is fully consistent with the formation of silyl radicals ( $\text{R}_3\text{Si}^\cdot$ ) from a hydrogen abstraction reaction (3) on TTMSS by the  $\text{Ph}^\cdot$  radical generated in (2). This process is also shown by the Si-H conversion at about  $2050 \text{ cm}^{-1}$  in polymerization experiments.

A slower photolysis (Fig. 3) is observed in  $\text{Ru}(\text{phen})_3^{2+}/\text{TTMSS}/\text{Ph}_2\text{I}^+$  compared to  $\text{Ru}(\text{phen})_3^{2+}/\text{Ph}_2\text{I}^+$ :  $\text{Ru}(\text{phen})_3^{2+}$  behaves like a *photocatalyst* and it is largely recovered in the presence of TTMSS during the light exposure. The oxidation of the silyl



**Fig. 3** (A) Photolysis of  $\text{Ru}(\text{phen})_3^{2+}/\text{Ph}_2\text{I}^+$  in acetonitrile ( $4.7 \times 10^{-5} \text{ M}/2.3 \times 10^{-3} \text{ M}$ ); UV-visible spectra for different irradiation times:  $t = 0 \text{ s}$ ;  $t = 40 \text{ s}$  and  $t = 160 \text{ s}$ . (B) Photolysis of  $\text{Ru}(\text{phen})_3^{2+}/\text{TTMSS}/\text{Ph}_2\text{I}^+$  in acetonitrile ( $4.7 \times 10^{-5} \text{ M}/4.5 \times 10^{-2} \text{ M}/2.3 \times 10^{-3} \text{ M}$ ); UV-visible spectra for different irradiation times:  $t = 0 \text{ s}$ ;  $t = 40 \text{ s}$ ;  $t = 310 \text{ s}$  and  $710 \text{ s}$ . (C) O.D. at 446 nm vs. time for (A): circles and (B): squares.

radicals  $R_3Si\cdot$  by  $Ru(phen)_3^{3+}$  (4b) regenerating the starting compound ( $Ru(phen)_3^{2+}$ ) likely accounts for this behavior. This also ensures that (4b) is probably the major process for silyl radical oxidation.

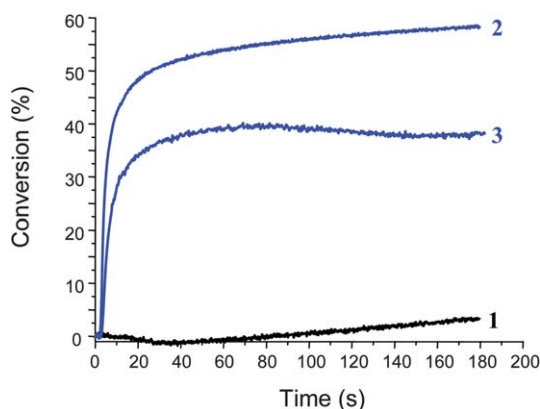
As summarized in reactions (1–4), the proposed system can generate both radical ( $Ph\cdot$ ,  $R_3Si\cdot$ ) and cationic ( $R_3Si^+$ ) species: these routes can be affected by the competitive reaction pathways involving the monomer.

## B) Polymerization initiating ability

The best conversion-time profiles and the best systems suitable for different irradiation sources are shown as examples in Fig. 4–6.

**Free radical polymerization (FRP).** Interestingly,  $Ru(phen)_3^{2+}/TTMSS/Ph_2I^+$  is an excellent initiating system *i.e.* high polymerization rates and final conversions of TMPTA and EPT are obtained both in laminate and under air (Fig. 4) under a Xe lamp. Using bis( $\eta^6$  5–2,4-cyclopentadien-1-yl) bis[2,6-difluoro-3-(1*H*-pyrrol-1-yl) phenyl]titanium (or Irgacure 784), a well known type I photoinitiator under visible lights, only a low final conversion (<10%) is noted under air upon a Xenon lamp irradiation. On the opposite, a conversion of about 40% is reached here using the  $Ru(phen)_3^{2+}/TTMSS/Ph_2I^+$  system (Fig. 4) thereby demonstrating the high reactivity of the new proposed PIS. This is in line with the excellent polymerization initiation ability of the generated radicals: indeed,  $Ph\cdot$  and  $(TMS)_3Si\cdot$  exhibit high addition rate constants to acrylate double bonds ( $k > 10^6 M^{-1} s^{-1}$ ).<sup>16</sup> The ability of TTMSS to overcome the oxygen inhibition in FPR, as described in ref. 17, explains the high efficiency obtained in aerated conditions. A similar behavior is still found upon laser diode (532 nm) irradiation. Upon fluorescent bulb irradiation under air, polymerization is hard (conversion < 15%): this can be ascribed to the low light intensity of this specific irradiation device.<sup>3</sup>

**Cationic polymerization (CP).** The low polymerization ability of the  $Ru(phen)_3^{2+}/Ph_2I^+$  system highlights the lack of efficient cationic initiating structure in the absence of silane. The addition of TTMSS drastically improves the polymerization profiles



**Fig. 4** Polymerization profiles of TMPTA upon a Xenon lamp irradiation ( $\lambda > 390$  nm) in the presence of (1)  $Ru(phen)_3^{2+}$  (0.2% w/w) in laminate; (2)  $Ru(phen)_3^{2+}/TTMSS/Ph_2I^+$  (0.2%/3%/2% w/w) in laminate; (3)  $Ru(phen)_3^{2+}/TTMSS/Ph_2I^+$  (0.2%/3%/2% w/w) under air.



**Fig. 5** IR spectra recorded during the photopolymerization of EPOX in the presence of  $Ru(phen)_3^{2+}/TTMSS/Ph_2I^+$  (0.2%/3%/2% w/w) under fluorescence bulb irradiation for different irradiation times ( $t = 0$  to  $t = 3$  min). Insert: monomer conversion vs. time profile (under air) for (a)  $Ru(phen)_3^{2+}/TTMSS/Ph_2I^+$  (0.2%/3%/2% w/w) and (b)  $Ru(bpy)_3^{2+}/TTMSS/Ph_2I^+$  (0.2%/3%/2% w/w).

under a Xe lamp exposure under air (Fig. 5–6). This is ascribed to the formation of silylium cations ( $R_3Si^+$ ) which are very efficient towards the ring-opening process of epoxides:<sup>11</sup>



Interestingly, under a fluorescent bulb irradiation, the  $Ru(phen)_3^{2+}/TTMSS/Ph_2I^+$  system is efficient (Fig. 5; the formed polyether network is easily characterized by its absorption band at  $1080\text{ cm}^{-1}$ ). An almost complete conversion even for these low light energy irradiations is reached in 10 min. A similar behavior is still found for the Xenon lamp, the laser diode (532 nm) irradiations (Fig. 6) and also for sunlight (Mulhouse; France - October 2010). Interestingly, for this initiating system ( $Ru(phen)_3^{2+}/TTMSS/Ph_2I^+$ ), the polymerization of renewable epoxy monomers can be performed (epoxidized soybean oil and limonene dioxide) under this fluorescence bulb irradiation (conversion of 40% and 65% for 20 min of irradiation for ESO and LDO, respectively). This is highly worthwhile for green chemistry applications *i.e.* the use of renewable monomers can be combined with low energy requirements (fluorescence bulbs, sunlight). The same process based on  $Ru(bpy)_3^{2+}$  was harder (see below).

Recently, other initiating systems have been proposed for visible lights (see ref. 19 and references therein); the systems proposed here exhibit quite good reactivity.

**Hybrid radical and cationic photopolymerization.** The proposed system is able to initiate both radical and cationic polymerization processes, so its ability to polymerize a mixture of TMPTA and EPOX (50%/50% w/w) in a one-step hybrid cure process upon an



**Fig. 6** Photopolymerization profiles of EPOX. (A) upon Xenon lamp irradiation ( $\lambda > 390$  nm) in the presence of (1) Ru(bpy) $_3^{2+}$ /Ph $_2$ I $^+$  (0.2%/2% w/w); (2) Ru(bpy) $_3^{2+}$ /TTMSS/Ph $_2$ I $^+$  (0.2%/3%/2% w/w); (3) Ru(phen) $_3^{2+}$ /Ph $_2$ I $^+$  (0.2%/2% w/w); (4) Ru(phen) $_3^{2+}$ /TTMSS/Ph $_2$ I $^+$  (0.2%/3%/2% w/w). (B) upon a diode laser irradiation (532 nm) in the presence of (1) Ru(bpy) $_3^{2+}$ /Ph $_2$ I $^+$  (0.2%/2% w/w); (2) Ru(bpy) $_3^{2+}$ /TTMSS/Ph $_2$ I $^+$  (0.2%/3%/2% w/w); (3) Ru(phen) $_3^{2+}$ /Ph $_2$ I $^+$  (0.2%/2% w/w); (4) Ru(phen) $_3^{2+}$ /TTMSS/Ph $_2$ I $^+$  (0.2%/3%/2% w/w).

exposure to a fluorescence bulb and under air was investigated (Fig. 7). Interestingly, a tack free coating is obtained for only 3.5 min of fluorescence bulb irradiation under air. At this time, the acrylate and epoxide conversions are  $\sim 65\%$  and  $\sim 45\%$  (from their respective IR bands). The characterization of the network is beyond the scope of the present paper.

**Role of other photoinitiators.** For sake of comparison, other photoinitiating systems were checked. Fe(phen) $_3^{2+}$  is characterized by an intense absorption at about 508 nm ( $\epsilon > 10\,000$  M $^{-1}$ cm $^{-1}$ ).<sup>18</sup> Fe(phen) $_3^{2+}$ /TTMSS/Ph $_2$ I $^+$  is found not to be a very efficient initiating system for FRP or CP processes with final monomer conversions under air of  $<10\%$  and  $25\%$  for TMPTA and EPOX, respectively (irradiation 400 s; Xenon lamp;  $\lambda > 400$  nm). This can be partly ascribed to the shorter excited state lifetime for this iron derivative ( $\sim 800$  ps)<sup>18</sup> compared to Ru(phen) $_3^{2+}$  ( $\sim 450$  ns) which does not allow an efficient iodonium salt reduction and the associated Ph formation (reaction 2).

The molar extinction coefficients for the maximal absorption wavelength are noticeably higher *i.e.* about  $18\,000$  M $^{-1}$ cm $^{-1}$  for Ru(phen) $_3^{2+}$  vs.  $14\,500$  M $^{-1}$ cm $^{-1}$  for Ru(bpy) $_3^{2+}$  (Fig. 1B in acetonitrile). From the comparison with the emission spectrum



**Fig. 7** IR spectra recorded during the photopolymerization of (3,4-epoxycyclohexane)methyl 3,4-epoxycyclohexylcarboxylate/TMPTA (50%/50% w/w) under air in the presence of Ru(phen) $_3^{2+}$ /TTMSS/Ph $_2$ I $^+$  (0.1%/3%/2% w/w); fluorescence bulb irradiation at different times ( $t = 0$  s; 10 s; 40 s and 3 min 30 s). The evolution of the acrylate double bond, epoxide function and polyether group are observed at about  $1630$  cm $^{-1}$ ,  $790$  and  $1080$  cm $^{-1}$ , respectively.

of the fluorescence bulb (Fig. 1A), the absorption of the two intense bands at 405 and 435 nm will be much better for the phenanthroline derivative. In the 300–700 nm wavelength range, the light absorbed intensity ( $I_{\text{abs}}$ ) was calculated according to eqn (1) where  $I_0$  and OD (which depend on the wavelength) stand for the light source intensity  $I_0$  at the sample (obtained by an absolute irradiance measurement with the Ocean Optics HR4000) and the absorbance of the ruthenium complexes (OD).

$$I_{\text{abs}} = \int I_0(1 - 10^{-\text{OD}}) d\lambda \quad (\text{eqn 1})$$

Through eqn (1), the light absorption is 20% higher for Ru(phen) $_3^{2+}$  compared to Ru(bpy) $_3^{2+}$ : this can be highly worthwhile for the use of Ru(phen) $_3^{2+}$  as a photocatalyst for these soft irradiation conditions.

The polymerization profiles of TMPTA or EPT as well as those of EPOX are better than those obtained with the Ru(bpy) $_3^{2+}$  complex in ref. 3 (see also Fig. 5–6). This is ascribed both to the better light absorption properties of Ru(phen) $_3^{2+}$  and also its better solubility in acrylates.

The redox and excited state properties of Ru(phen) $_3^{2+}$  and Ru(bpy) $_3^{2+}$  are similar.<sup>13</sup> The free-energy change ( $\Delta G_{\text{Et}}$ ) is found to be favorable for reaction (2) and the rate constants are  $>10^7$ – $10^8$  M $^{-1}$  s $^{-1}$ . The better light absorption properties of the phenanthroline derivative probably ensures that this compound is more appropriated than Ru(bpy) $_3^{2+}$  for its use as a photocatalyst under soft irradiation. Its application in organic synthesis can also be worthwhile *i.e.* only the bpy derivative is actually used.<sup>4–10</sup>

## Conclusions

In the present paper, a Ru(phen) $_3^{2+}$  complex is proposed as a photoinitiator for the initiation of free radical or cationic

polymerization processes under air and upon irradiation with a visible light xenon lamp, the sun or a household green bulb. Ru(phen)<sub>3</sub><sup>2+</sup> behaves like a photocatalyst as it is recovered during light exposure. The present Ru(phen)<sub>3</sub><sup>2+</sup>/silane/iodonium salt combination is better than a titanocene based system in FRP<sup>11c</sup> and other previously proposed multi-component systems in FRPCP.<sup>11c</sup> It also allows an efficient hybrid cure of an acrylate/epoxide formulation upon a green fluorescence bulb irradiation (both monomers exhibit a high conversion at the same exposure time). In our opinion, this paper opens a way to design efficient dual photoinitiating systems by selecting other PI and radical sources: new photocatalysts based on different metals will be also proposed.

## Acknowledgements

This work was supported by the “Agence Nationale de la Recherche” ANR under Grant ANR-10-BLAN-0802 (SILICIUM 2010).

## References

- (a) J. P. Fouassier, *Photoinitiation, Photopolymerization and Photocuring: Fundamental and Applications*, Hanser Publishers, New-York, 1995; (b) *Photoinitiated Polymerization*, ed. K. D. Belfield, J. V. Crivello, ASC Symposium series 847, 2003; (c) *Photochemistry and UV Curing*, ed. J. P. Fouassier, Researchsignpost, Trivandrum India, 2006.
- (a) M. Sangermano, W. Carbonaro, G. Mallucelli and A. Priola, *Macromol. Mater. Eng.*, 2008, **293**, 515–520; (b) L. Lecamp, C. Pavillon, P. Lebaudy and C. Bunuel, *Eur. Polym. J.*, 2005, **41**, 169–175; (c) C. Rajaraman, W. A. Mowers and J. V. Crivello, *Macromolecules*, 1999, **32**, 36–41; (d) C. Decker and T. Bendaikha, *J. Appl. Polym. Sci.*, 1998, **70**, 2269–2282; (e) C. Decker, T. Nguyen Thi Viet and H. Le Xuan, *Eur. Polym. J.*, 1996, **32**, 1319–1326.
- J. Lalevée, N. Blanchard, M.-A. Tehfe and J. P. Fouassier, *Macromolecules*, 2010, **43**, 10191–10195.
- D. A. Nicewicz and D. W. C. MacMillan, *Science*, 2008, **322**, 77–80.
- M. A. Ischay, Z. Lu and T. P. Yoon, *J. Am. Chem. Soc.*, 2010, **132**, 8572–8574.
- J. Du and T. P. Yoon, *J. Am. Chem. Soc.*, 2009, **131**, 14604–14605.
- L. Furst, B. S. Matsuura, J. M. R. Narayanam, J. W. Tucker and C. R. J. Stephenson, *Org. Lett.*, 2010, **12**, 3104–3107.
- T. P. Yoon, M. A. Ischay and J. Du, *Nat. Chem.*, 2010, **2**, 527–532.
- J. W. Tucker, J. D. Nguyen, J. M. R. Narayanam, S. W. Krabbe and C. R. J. Stephenson, *Chem. Commun.*, 2010, **46**, 4985–4987.
- D. A. Nagib, M. E. Scott and D. W. C. MacMillan, *J. Am. Chem. Soc.*, 2009, **131**, 10875–10877.
- (a) J. Lalevée, M. El-Roz, X. Allonas and J. P. Fouassier, *J. Polym. Sci., Part A: Polym. Chem.*, 2008, **46**, 2008–2014; (b) J. Lalevée, A. Dirani, M. El-Roz, X. Allonas and J. P. Fouassier, *J. Polym. Sci., Part A: Polym. Chem.*, 2008, **46**, 3042–3047; (c) M.-A. Tehfe, J. Lalevée, X. Allonas and J. P. Fouassier, *Macromolecules*, 2009, **42**, 8669–8674; (d) M.-A. Tehfe, J. Lalevée, D. Gigmes and J. P. Fouassier, *Macromolecules*, 2010, **43**, 1364–1370; (e) M.-A. Tehfe, J. Lalevée, D. Gigmes and J. P. Fouassier, *J. Polym. Sci., Part A: Polym. Chem.*, 2010, **48**, 1830–1837.
- (a) J. Lalevée, N. Blanchard, M. El-Roz, B. Graff, X. Allonas and J. P. Fouassier, *Macromolecules*, 2008, **41**, 4180–4186; (b) D. R. Duling, *J. Magn. Reson., Ser. B*, 1994, **104**, 105–110.
- A. Kapturkiewicz, P. Szebowaty, G. Angulo and G. Grampp, *J. Phys. Chem. A*, 2002, **106**, 1678–1685.
- D. Rehm and A. Weller, *Isr. J. Chem.*, 1970, **8**, 259–271.
- (a) *Landolt Bornstein: Magnetic Properties of Free Radicals*, ed. H. Fischer, Springer Verlag, Berlin, 2005, vol. 26d; (b) H. Chandra, I. M. T. Davidson and M. C. R. Symons, *J. Chem. Soc., Faraday Trans. 1*, 1983, **79**, 2705–2711.
- (a) C. Chatgililoglu, *Organosilanes in Radical Chemistry*, John Wiley & Sons, Chichester, 2004; (b) J. Lalevée, X. Allonas and J. P. Fouassier, *J. Phys. Chem. A*, 2004, **108**, 4326–4334.
- M. El-Roz, J. Lalevée, X. Allonas and J. P. Fouassier, *Macromolecules*, 2009, **42**, 8725–8732.
- (a) A. J. Street, D. M. Goodall and R.-C. Greenhow, *Chem. Phys. Lett.*, 1978, **56**, 326–329; (b) C. Creutz, M. Chou, T. L. Netzel, M. Okumura and N. Sutin, *J. Am. Chem. Soc.*, 1980, **102**, 1309–1319.
- (a) J. V. Crivello and M. Sangermano, *J. Polym. Sci., Part A: Polym. Chem.*, 2001, **39**, 343–356; (b) J. V. Crivello, *J. Macromol. Sci., Part A: Pure Appl. Chem.*, 2009, **46**, 474–483; (c) J. V. Crivello, *J. Polym. Sci., Part A: Polym. Chem.*, 2009, **47**, 866–875; (d) J. V. Crivello and U. Bulut, *J. Polym. Sci., Part A: Polym. Chem.*, 2005, **43**, 5217–5321; (e) M. Degirmenci, A. Onen, Y. Yagci and S. P. Pappas, *Polym. Bull.*, 2001, **46**, 443–449; (f) Y. Y. Durmaz, N. Moszner and Y. Yagci, *Macromolecules*, 2008, **41**, 6714–6718.