

CrossMark  
click for updatesCite this: *RSC Adv.*, 2016, 6, 34921

## Novel trinitroethanol derivatives: high energetic 2-(2,2,2-trinitroethoxy)-1,3,5-triazines†

Alexander A. Gidaspov,<sup>a</sup> Vladimir A. Zalomlenkov,<sup>a</sup> Vladimir V. Bakharev,<sup>a</sup> Victor E. Parfenov,<sup>a</sup> Evgeniy V. Yurtaev,<sup>a</sup> Marina I. Struchkova,<sup>b</sup> Nadezhda V. Palysaeva,<sup>b</sup> Kyrill Yu Suponitsky,<sup>c</sup> David B. Lempert<sup>d</sup> and Aleksei B. Sheremetev<sup>\*b</sup>

The multicomponent reaction of 2,4,6-trichloro-1,3,5-triazine with potassium trinitromethane and trinitroethanol was exploited for the first synthesis of the hetaryl trinitroethyl ether, 2,4-bis(2,2,2-trinitroethoxy)-6-trinitromethyl-1,3,5-triazine **13**. The use of compound **13** as a scaffold for the synthesis of substituted trinitroethoxytriazine by sequential nucleophilic substitution processes is described. A number of trinitroethoxytriazines bearing a range of functional groups, including 2,4,6-tris(2,2,2-trinitroethoxy)-1,3,5-triazine **16**, have been prepared. There has been no previous incorporation of the trinitroethoxy moiety to a heteroaromatic ring. All trinitroethoxytriazines were fully characterized using IR and multinuclear NMR spectroscopy, elemental analysis, and differential scanning calorimetry (DSC), and, in some cases, **16**, **20** and **21**, with single crystal X-ray structuring. When compared to the aliphatic trinitroethoxy compounds, the trinitroethoxytriazines show better energetic performance as calculated. The impact sensitivities and ignition points of the novel oxygen and nitrogen-rich triazines were measured. The ability of the applied trinitroethoxytriazines in solid composite propellants as well as in gas generant compositions for airbag inflators was evaluated. The straightforward preparation of these ethers highlights them as valuable new environmentally friendly and high-performing nitrogen and oxygen-rich materials.

Received 4th March 2016  
Accepted 30th March 2016

DOI: 10.1039/c6ra05826d

www.rsc.org/advances

## Introduction

Heterocyclic compounds have found many applications in all parts of the chemical industry. In particular, heterocyclic chemistry is of central importance to energetic materials creation and the majority of newly prepared high energy compounds contain at least one heterocyclic subunit within their structures.<sup>1</sup> Nitrogen-heterocycles generally possess performance-like properties, such as high density, high enthalpy of formation, and favorable oxygen balance. There is a continued current demand for the development of structurally

new heterocyclic architectures<sup>2</sup> to obtain novel, valuable energetic and physical properties.

A large number of 1,3,5-triazines bearing a wide range of explosophoric groups, namely  $-\text{NHNO}_2$ ,<sup>3</sup>  $-\text{N}_3$ ,<sup>4</sup>  $-\text{NHCH}_2\text{-C}(\text{NO}_2)_3$ ,<sup>5</sup>  $-\text{C}(\text{NO}_2)_3$ ,<sup>6</sup>  $-\text{Het}(\text{NO}_2)$ ,<sup>7</sup> and others,<sup>8</sup> have found applications in a significant number of energetic compounds and some examples, including a nitro alcohol derivative<sup>9</sup> relevant to the chemistry described in this paper, are shown in Fig. 1. Progress in the synthesis and chemistry of energetic 1,3,5-triazines has been the subject of recent reviews.<sup>10</sup>

Polynitro compounds are of significant interest as oxygen-rich energetic materials for propulsion and explosive applications.<sup>1</sup> 2,2,2-Trinitroethanol has long been recognized as a useful building block for such materials. Progress in the synthesis and chemistry of the electro negatively substituted alcohol and its analogues has been the subject matter of monographs<sup>11</sup> and reviews.<sup>12</sup> However, the reactivity of trinitroethanol is much lower than that of usual alcohols and, in some cases, is very specific. Thus, at pH values greater than 6, the retro-Henry reaction has been observed and a mixture of the trinitromethanide anion and formaldehyde was formed.<sup>11,12</sup> As a result, attempts to apply the trinitroethanol as the oxygen centered nucleophile for halide displacement in  $\text{S}_{\text{NAr}}$  reaction at traditional conditions failed to yield any of the expected (het)

<sup>a</sup>Samara State Technical University, Samara, 443100, Russian Federation<sup>b</sup>N. D. Zelinsky Institute of Organic Chemistry, Russian Academy of Sciences, 47 Leninsky Prospekt, Moscow 119991, Russian Federation<sup>c</sup>A. N. Nesmeyanov Institute of Organoelement Compounds, Russian Academy of Science, Moscow 119991, Russian Federation<sup>d</sup>Institute of Problems of Chemical Physics, Russian Academy of Sciences, Chernogolovka, Moscow Region, 142432 Russian Federation† Electronic supplementary information (ESI) available: Experimental procedures, copies of <sup>1</sup>H, <sup>13</sup>C, <sup>14</sup>N, and <sup>15</sup>N NMR spectra corresponding to all isolated compounds, and description of intermolecular interactions in the crystal. CCDC 1434738–1434740. For ESI and crystallographic data in CIF or other electronic format see DOI: 10.1039/c6ra05826d

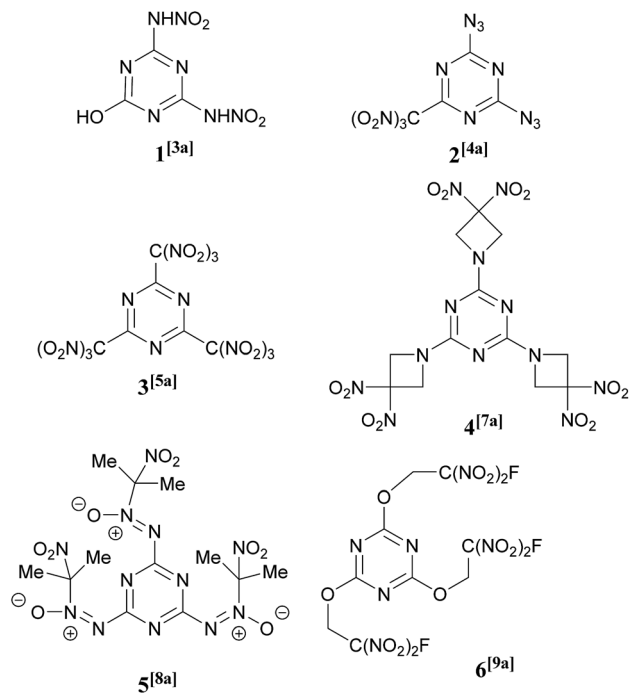


Fig. 1 Energetic 1,3,5-triazine derivatives.

aryl trinitroethyl ether since the alcohol decomposed in the presence of a base.

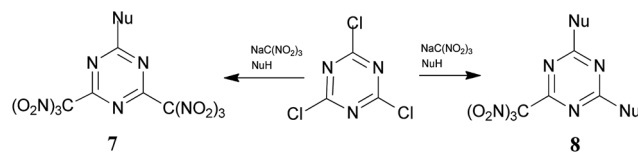
The only reported examples of trinitroethanol ethers of any cycle are 2-(2,2,2-trinitroethoxy)-4-(polynitromethyl)-tetrahydrofurans<sup>13</sup> formed from 4-(polynitromethyl)-tetrahydro-2-furanol and the nitroalcohol in the presence of an acid catalyst with azeotropic removal of water, and 2-*exo*-(2,2,2-trinitroethoxy)norbornanes<sup>14</sup> formed from norbornene and trinitroethanol in the presence of XeF<sub>2</sub>. No previous aryl or heteroaryl trinitroethyl ethers are reported.

In this paper, we report our studies aimed at developing unprecedented method for manipulation of trinitroethanol as the nucleophile. Herein, synthetic routes to the unique scaffold comprised of 1,3,5-triazine and 2,2,2-trinitroethoxy moieties are presented. Connection these two excellent building blocks produces uniquely functionalized molecular architecture that could find utility as a scaffold for the construction of a range of energetic compounds.

## Results and discussion

### Synthesis

In a developing research program, we reported a multicomponent nucleophilic displacement reaction using a combination of 2,4,6-trichloro-1,3,5-triazine, trinitromethane salts, and a nucleophile (optimized conditions: a ratio of 1 : 4 : 4, respectively, the concentration of the trinitromethane salt solution was 2.7 M in acetone, at room temperature), which provides rapid access to trinitromethyl containing triazines.<sup>15</sup> The short and efficient method for the preparation of energetic materials is illustrated in Scheme 1. During the course of



Scheme 1

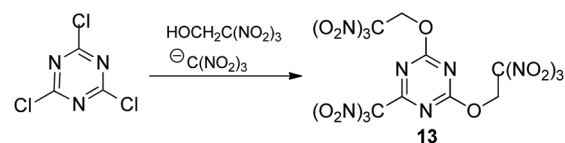
previous studies,<sup>15</sup> we also observed the formation of hydroxy-triazines, which are side products that result from the hydrolysis of intermediated nitronic esters.

Although the reactions were successful using such alcohols as 2-fluoro- and 2-chloro-2,2-dinitroethanols as nucleophile synthons (NuH), no characterizable product(s) could be obtained when trinitroethanol was exposed to the same reaction conditions: exothermic reaction in the presence of the alcohol was observed, and no detectable product was formed.

The combination of trinitroethanol and trinitromethane salt presents the following challenges: (i) trinitroethanol is a very weak nucleophile, and (ii) nitronic ester intermediates are unstable, and quickly decompose under the reaction conditions. As a result, the intermediates decomposed before trinitroethanol had time to react. We considered that these problems might be mitigated by use of low concentrations of the trinitromethane salt solution.

Our attempts to couple 2,4,6-trichloro-1,3,5-triazine with trinitroethanol and sodium trinitromethanide (solubility of the salt is *ca.* 55 g per 100 mL of acetone) using the same ratio (1 : 4 : 4) at low concentrations of all reactants in acetone (0.2 M, 0.8 M and 0.8 M, respectively) met with no success. Then we prepared more concentrated solution of 2,4,6-trichloro-1,3,5-triazine with trinitroethanol (0.8 M and 3.2 M, respectively) and sodium trinitromethanide was added in several portions. Different numbers of portions were tested to find optimal conditions. In the best experiment, 4 equiv. of sodium trinitromethanide was added in eight portions over a period of 2 days at room temperature, giving the first known heteroaryltrinitroethyl ether, compound **13** (Scheme 2), in moderate yield (32%). Neither longer reaction time nor lower temperature increased the yield of the multicomponent reaction product. Moreover, it should be noted that it was necessary to use freshly prepared unstable (and therefore unusable) sodium trinitromethanide for each portion.

More stable and less soluble in acetone potassium trinitromethanide, KC(NO<sub>2</sub>)<sub>3</sub>, proved to be superior to sodium salt as a source of the trinitromethane anion. The ether **13** was formed in similar yield (30%), when a slurry of 2,4,6-trichloro-1,3,5-triazine with trinitroethanol (4 equiv., 3.2 M) and KC(NO<sub>2</sub>)<sub>3</sub> (4 equiv., addition in one portion) in acetone were



Scheme 2



stirred at room temperature during two days. Solubility of  $\text{KC}(\text{NO}_2)_3$  is *ca.* 7 g per 100 mL of acetone at 20 °C, consequently, the concentration of the reagent does not exceed *ca.* 0.37 M; it slowly dissolves during the course of the reaction. Optimization experiments determined that use of additional solvent (+30%) led to more rapid consumption of 2,4,6-trichloro-1,3,5-triazine, but lower yields of product **13** (24%). Use of too little solvent (−30%) led to problems with stirring the reaction mixture.

In order to reduce the requirement for excess of trinitroethanol the reactions were also trialed in acetone with 4 equiv. of  $\text{KC}(\text{NO}_2)_3$ . At 20 °C good conversions were observed with only 2.5 equiv. of the alcohol to give the expected product **13** in 32% yield after 2 days. However, reducing excess of  $\text{KC}(\text{NO}_2)_3$  to 3–3.5 equiv. gave the required ether **13** in 15–22% yield, together with some recovered starting 2,4,6-trichloro-1,3,5-triazine. In the absence of  $\text{KC}(\text{NO}_2)_3$ , 2,4,6-trichloro-1,3,5-triazine does not react with the trinitroethanol. The conditions that were eventually settled upon as optimal included using trinitroethanol in 2.5-fold excess over 2,4,6-trichloro-1,3,5-triazine, 4 equiv. of potassium trinitromethanide, a reaction temperature of 20 °C, and a time of the reaction of 2 days, which was required in order to ensure full conversion.

Attempts to displace chlorine at 2,4-dichloro-6-alkoxy-1,3,5-triazines and 2-amino-4,6-dichloro-1,3,5-triazine with trinitroethanol resulted in no reaction with the applied conditions. Trinitromethyl group can be used in place of a halogen as more effective leaving group in reactions with many nucleophiles.<sup>10a,10c</sup> Indeed, treatment of 2,4-di(trinitromethyl)-6-alkoxy-1,3,5-triazine **14** (ref. 16) with trinitroethanol in the presence of  $\text{KC}(\text{NO}_2)_3$  in acetone at 20 °C gave mono-trinitroethyl ethers **15** in *ca.* 55% yield *via* displacement of one trinitromethyl group (Scheme 3). In the absence of  $\text{KC}(\text{NO}_2)_3$  compound **14** does not react with trinitroethanol.

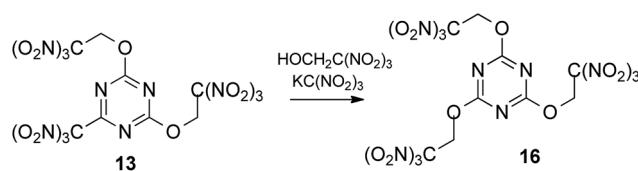
To our delight, we were able to promote by potassium trinitromethanide the displacement of trinitromethyl group in compound **13** using 5 equiv. of trinitroethanol (Scheme 4). The yield for the preparation of tris(trinitroethoxy) product **16** was 64% after 10 days. Again,  $\text{KC}(\text{NO}_2)_3$  was required to the trinitroethoxylation.

Reactions of the trinitroethoxy triazine scaffold **13** with representative nitrogen and oxygen centered nucleophiles were studied in order to provide an indication of the reactivity of the system towards nucleophilic attack and to establish the regioselectivity of such processes.

Reactions of compound **13** with sodium azide in acetonitrile and methanol in the presence of  $\text{K}_2\text{CO}_3$  gave azide **17** (84%) and



Scheme 3



Scheme 4

methoxy derivative **18** (60%) respectively, where trinitromethyl group is displaced selectively in both cases (Scheme 5). Hydroxyl nucleophile was relatively unselective in its reaction with compound **13** (Scheme 5). Both  $\text{Na}_2\text{CO}_3$  and  $\text{Na}_3\text{PO}_4$  gave mixtures of products **19** and **20** arising from substitution of the trinitromethyl group and the trinitroethoxy group, which could be separated satisfactorily. The highest selectivity observed being *ca.* 11 : 1 in favor of the mono substitution product **19** when  $\text{Na}_3\text{PO}_4$  was used as the base.

Unfortunately, reactions of compound **13** with ammonia or various ammonium salts, such as, for example,  $\text{NH}_4\text{HCO}_3$  or  $(\text{NH}_4)_2\text{HPO}_4$ , gave intractable tars. None of the product **21** formed by displacement of the trinitromethyl group was isolated. The exact pathway of the decomposition is unclear, but these results demonstrate that reaction of compound **13** with ammonia is unselective.

Since attempts to nucleophilic displacement of the trinitromethyl group were unsuccessful using either ammonia or less reactive ammonium salts, we explored the reaction of compound **16**, incorporating three trinitroethoxy groups. Exchange one trinitroethoxy leaving group of compound **16** to amino group now proceeded in 82% yield by treatment with ammonia in DCE to provide required amine **21** (Scheme 6).

Compound **16** reacted efficiently with a range of primary and secondary amine nucleophiles, yielding desired products that arise from selective substitution of one leaving group (see the ESI†).

## NMR spectroscopy

These trinitroethoxy triazines were fully characterized by NMR, IR, and elemental analysis (see ESI†). Multinuclear NMR spectroscopy proved to be a valuable tool for a characterization of all



Scheme 5





Scheme 6

prepared trinitroethoxy-1,3,5-triazines. In the  $^1\text{H}$  NMR spectra, the methylene group located between the trinitromethyl carbon and the ether bond was observed as a singlet at *ca.*  $\delta = 6.4$  ppm.

In the  $^{13}\text{C}$  NMR spectra, the position of resonances of the 1,3,5-triazine ring carbon were in full agreement with literature data.<sup>17</sup> A weak signal of the carbon of the trinitromethyl group in the trinitromethyl derivative 13 could be observed at  $\delta = 121$ –122 ppm. On the other hand, a weak signal of the carbon of the trinitromethyl group in trinitroethoxy moiety was observed at *ca.*  $\delta = 124$  ppm. The structure of compound 16 is symmetric and, correspondingly, three peaks were observed in  $^{13}\text{C}$  NMR spectrum.

The  $^{14}\text{N}$  NMR spectra of all trinitroethoxy compounds contained a singlet at  $\delta = (-35 \pm 3)$  ppm due to the  $\text{NO}_2$  group of the trinitroethoxy moiety. In trinitromethyl derivative 13, the nitrogen atoms of  $\text{C}(\text{NO}_2)_3$  group signal is found at  $\delta = -22.8$  ppm.

The  $^{15}\text{N}$  NMR spectrum of compound 17 is shown as an example in Fig. 2. There are three signals (N1, N2, and N3) due to azido group. Also, two peaks (N4 and N5) arising from two nitrogen atoms of the triazine ring, one proximal to the azido group and the second located between the trinitroethoxy moieties, appeared at  $\delta = -172.0$  and  $-181.1$  ppm, respectively. The peak (N6) due to the nitrogen atom of the nitro groups is at  $d = -31.1$  ppm.

### Molecular and crystal structure

Crystals of the compounds 16, 20, and 21 suitable for X-ray diffraction were grown by slow solvent evaporation from  $\text{CHCl}_3$  solutions at room temperature and normal pressure. The compounds are the first examples of a structural determination of a heteroaryl trinitroethyl ether. Their structures are shown in Fig. 3, while selected geometry characteristics are summarized in Table 1S in ESI†

The geometry and relative orientation of the trinitroethoxy moiety in these compounds are found to be different. Both nearly propeller type orientation and significant deviation from  $C_3$  symmetry are observed for the  $\text{C}(\text{NO}_2)_3$  groups. Different conformations related to a rotation about O–C bond are also observed. However, nearly constant for all trinitroethoxy moieties appears the  $\text{N}=\text{C}-\text{O}-\text{CH}_2$  torsion angle being close to  $180^\circ$ . The above-mentioned diversity in the conformation of the trinitroethoxy moiety is an indication of its flexibility and, as we believe, the flexibility allows triazine compounds of this study to form dense crystal structures.

For the analysis of the crystal packing we applied combination of the widely used visual inspection of shortened



Fig. 2 The  $^1\text{H}$ ,  $^{13}\text{C}$ ,  $^{14}\text{N}$ , and  $^{15}\text{N}$  NMR spectra of compound 17.

intermolecular contacts (geometrical approach) and approach based on pair intermolecular energies of the molecule with its closest neighbours<sup>18</sup> (see details in ESI†).

The triazine 16 contains three independent molecules (A, A', A'') in an asymmetric unit cell which have different numbers of closest neighbours and different pattern of intermolecular interactions (Fig. 1S, Tables 2S–4S in ESI†). Number of pair interactions between molecules of the same type (A...A, A'...A', A''...A'') is relatively low, and the strongest interactions are observed between symmetrically independent molecules (A'...A'') (Fig. 2S in ESI†). This can be a reason of existence of three independent molecules in the unit cell. Such reasons are usually used for explanation of the co-crystal or solvate formation or the presence of more than one symmetrically independent molecule in the unit cell.<sup>2m,19</sup> At the same time, total stabilization energies of A, A', A'' (sums of all pair interactions for each molecule) are only slightly different (Tables 2S–4S in ESI†) in spite of completely different molecular environment. This observation outlines crucial role of the trinitroethoxy moiety<sup>20</sup> whose flexibility allows such compounds to form dense crystal packing.

Compound 21 contain acidic hydrogen atoms and forms centrosymmetric dimers. The interaction in H-bonded dimer is the strongest one in the crystal structure, and it is much stronger than all other interactions (Table 5S in ESI†). It might be guessed that formation of relatively strong H-bonds would lead to some restrictions of the opportunity of molecules to



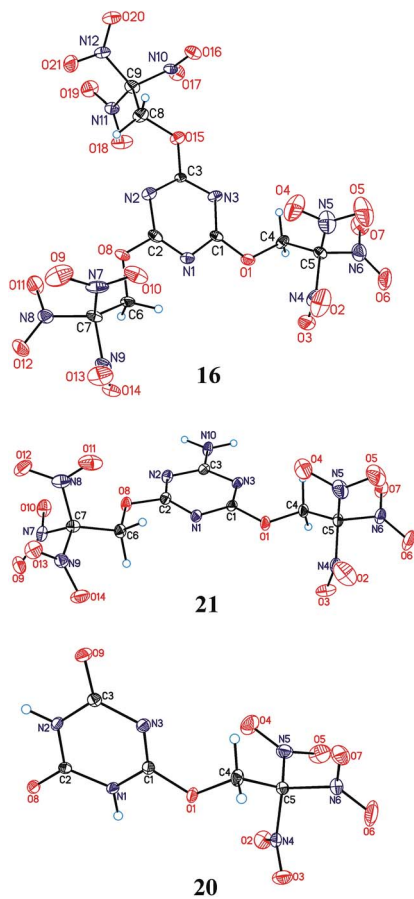


Fig. 3 General view of triazines **16**, **21**, and **20** with the atom numbering scheme. Displacement ellipsoids are drawn at the 50% probability level. For compound **16**, the first independent molecule is shown; for compound **21** minor part of the disorder is omitted for clarity.

come closer to each other (densities of ice and water can be served as a classic example: stronger H-bonding in the ice leads to a decrease of its density relative to the liquid state). However, density of compound **21** ( $1.882 \text{ g cm}^{-3}$ ) is slightly higher than that of compounds **16** ( $1.879 \text{ g cm}^{-3}$ ). We believe that two trinitroethoxy moieties, due to their flexibility, compensate for restrictions caused by H-bonding.

In the crystal of compound **20**, each molecule has three H-bonded neighbors (Fig. 4, see also Table 6S in ESI<sup>†</sup>) and two neighbors connected by short C–H $\cdots$ O contacts. Those H-bonds leads to formation of layers parallel to the *bc* crystallographic plane which are coated with the nitro groups (Fig. 4). Interlayer connection is provided only by nitro $\cdots$ nitro interactions being significantly weaker. At the same time, a number of close O $\cdots$ O contacts (shorter than  $3 \text{ \AA}$ ) between layers are observed, and the fact that packing density of compounds **20** is quite high ( $1.873 \text{ g cm}^{-3}$ , only slightly lower than that of compounds **16** and **21**) means that close packing exists not only inside the layers but also between them. It appears that in the case of crystal structure of compounds **20** which is stabilized by both weak peak/hole and strong H-bonded interactions, analysis of crystal packing based on energetic characteristics is insufficient. While

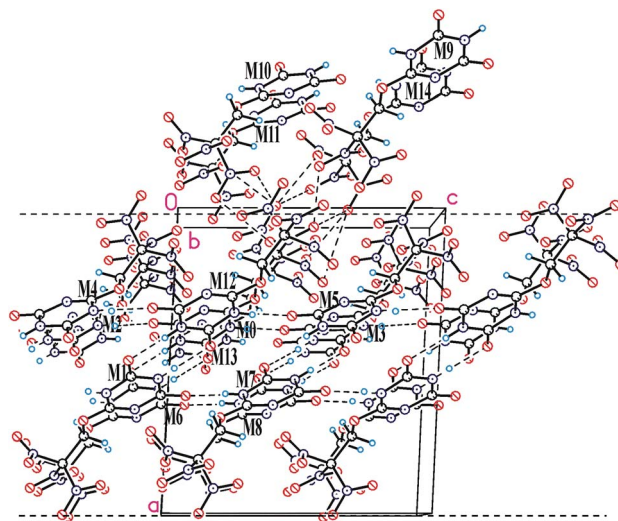


Fig. 4 View of the closest environment of the central molecule (M0) of compounds **20** showing H-bonded layer parallel to *bc* crystallographic plane. The layer thickness is shown by dashed lines, and correspond to the unit cell parameter *a* ( $13.2903(13) \text{ \AA}$ ).

energetic criteria work well for explanation of the layer stabilization (93% of the total energy), interlayer interactions are well described by Kitaigorodsky *aufbau* principle<sup>21</sup> that is based on the shape similarity principle and a tendency of molecules to form dense crystal packing.

Molecular and crystal structures of trinitroethoxy triazines studied here can be compared with their aliphatic analogs (Table 1). For comparison we chose a number of energetic trinitroethoxy compounds with low hydrogen content and high density. Typically, these compounds are esters of one-carbon carboxylic acids; the central fragment bearing trinitroethoxy group is a carbonyl group as a key structural component.

Both carbonyl and triazine based trinitroethoxy compounds demonstrate similar variety of orientations of the C(NO<sub>2</sub>)<sub>3</sub> group (torsion angles  $\omega$  and  $\xi$ ), and different conformations with respect to rotation about O–C bond (torsion angle  $\varphi$ ) are observed (see, Fig. 5 and Table 1S in ESI<sup>†</sup>); for aliphatic molecules from Table 1, the range of  $\varphi$  is  $117\text{--}167^\circ$ ; the ranges of  $\omega$  are  $39\text{--}52^\circ$ ,  $73\text{--}86^\circ$  and  $153\text{--}170^\circ$ ; the ranges of  $\xi$  are  $20\text{--}62^\circ$  and  $114\text{--}160^\circ$ .

However, deviation from the planarity (torsion angle  $\chi$ ) of N=C–O–C fragment (for triazine core derivatives) somewhat differs from that of O=C–O–C fragment (for carbonyl core derivatives). While for the former, deviations of  $\chi$  does not exceed  $9^\circ$ , for the latter, deviations are more pronounced (for instance, the value of  $\chi$  in bis(2,2,2-trinitroethyl) carbonate (entry 2, Table 1) is equal to  $17.4(2)^\circ$ ), that implies somewhat better flexibility of carbonyl-based trinitroethoxy derivatives. This fact can probably explain nearly isotropic crystal packing of bis(2,2,2-trinitroethyl) carbonate (for packing analysis of this compound see ESI, Fig. 3S and Table 8S<sup>†</sup>). As a result, its density is higher than that of trinitroethoxy triazines.

As illustrated in Table 1, only in those cases when both substituents at the carbonyl core appears to be trinitroethoxy- or



Table 1 List of selected energetic aliphatic trinitroethoxy compounds recently studied by X-ray crystallography

Entry	Compound	Density <sup>a</sup>	Ref.
1	HOCH <sub>2</sub> C(NO <sub>2</sub> ) <sub>3</sub>	1.777	22
2	O=C[OCH <sub>2</sub> C(NO <sub>2</sub> ) <sub>3</sub> ] <sub>2</sub>	1.908	23
3	(O <sub>2</sub> N) <sub>3</sub> CCH <sub>2</sub> N(NO <sub>2</sub> )CH <sub>2</sub> -C(=O)-OCH <sub>2</sub> C(NO <sub>2</sub> ) <sub>3</sub>	1.881	24
4	(O <sub>2</sub> N) <sub>3</sub> CCH <sub>2</sub> N(NO <sub>2</sub> )CH <sub>2</sub> NH-C(=O)-OCH <sub>2</sub> C(NO <sub>2</sub> ) <sub>3</sub>	1.776	24
5	H <sub>2</sub> N-C(=O)-OCH <sub>2</sub> C(NO <sub>2</sub> ) <sub>3</sub>	1.799	25
6	O <sub>2</sub> NHN-C(=O)-OCH <sub>2</sub> C(NO <sub>2</sub> ) <sub>3</sub>	1.712	25
7	O=C[HN-C(=O)-OCH <sub>2</sub> C(NO <sub>2</sub> ) <sub>3</sub> ] <sub>2</sub>	1.858	26
8	CH <sub>2</sub> [OCH <sub>2</sub> C(NO <sub>2</sub> ) <sub>3</sub> ] <sub>2</sub> ( <b>TEFO</b> )	1.813	27
9	C[OCH <sub>2</sub> C(NO <sub>2</sub> ) <sub>3</sub> ] <sub>4</sub>	1.905	27

<sup>a</sup> Density (g cm<sup>-3</sup>) recalculated at room temperature (298 K) for easily comparison (see Table 7S in ESI).

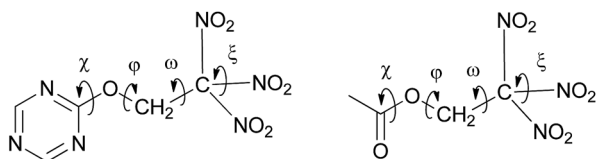


Fig. 5 Schematic view of torsion angles which define geometry and relative orientation of the trinitroethyl moiety at the triazine (left) and the carbonyl cores (right).

tetranitroethylamino groups then packing density is close to or exceeds 1.9 g cm<sup>-3</sup>.

It is of importance that our research has shown that variation of substituents at the 1,3,5-triazine core does not lead to significant decrease of packing density that opens an opportunity for further design of energetic triazine materials based on the optimization at the core.

The above results on packing density analysis of triazines show that there are no exact and unambiguous correlation between strength of intermolecular interaction and crystal packing density. It seems that moderate-to-weak interactions formed by trinitroethoxy moiety are responsible for high packing density to a greater extent than strong hydrogen bonds. Such weak interactions (O...O, O...N, etc.) do not restrict molecular freedom of movement that allows molecules to come closer to each other. This conclusion is supported by a comparison of trinitroethoxy triazines with 2,4,6-triamino-1,3,5-triazine (melamine)<sup>28</sup> and 1,3,5-triazinane-2,4,6-trione (cyanuric acid).<sup>29</sup> Once all the trinitroethoxy moieties in compound **16** are replaced with the NH<sub>2</sub> groups, thus forming melamine, packing density decreases dramatically (1.609 g cm<sup>-3</sup> at 100 K for melamine) in spite of the presence of 3-D network stabilized by strong hydrogen bonding. Similar but slightly less pronounced decrease of density is also observed for cyanuric acid (details are given in ESI, Fig. 4S, Table 9S†).

### Physical and computational properties

All triazine trinitroethyl ethers are white odorless solids. Physical characteristics and some key properties of these energetic materials are given in Table 2. To assess the potential of the newly prepared trinitroethyl ethers, their energetic

characteristics are compared with bis-2,2,2-trinitroethyl formal (**TEFO**), 2,2,2-trinitroethyl 4,4,4-trinitrobutanoate (**O**) and **PETN**. The total nitrogen and oxygen percentages of the new ethers fall in the range of 78–83%. The oxygen excess coefficient ( $\alpha$ ) is the index of the deficiency or excess of oxygen in a compound required to convert all carbon atoms to CO<sub>2</sub>, and all hydrogen into H<sub>2</sub>O. The most oxygen rich compound **13** has the  $\alpha$  value of 1.111, which is higher than that of **TEFO** ( $\alpha = 1.077$ ). Tris-ether **16** is optimally balanced energetic material ( $\alpha = 1$ ;  $\Omega_{CO_2} = 0$ ). Compounds **17–19** and **21** possess the  $\alpha$  values a bit smaller than 1. However, even for methoxy derivative **18**, the  $\alpha$  value is equal to 0.77, which is distinctly better than that of conventional plasticizer such as methoxydinitrobenzene ( $\alpha = 0.294$ ). The experimental densities of ethers **13**, **16**, **17**, **19**, and **21** range between 1.8 and 1.9 g cm<sup>-3</sup>, which is comparable or better than those currently used compounds **TEFO**, **O** and **PETN**.

The thermal stability of these ethers were investigated by various differential thermal analysis (DTA) measurements (heating rates of 5 °C min<sup>-1</sup> and 10 °C min<sup>-1</sup>). The results of these scans are summarized in Table 2. While most of the compounds showed onset decompositions in the DTA scans at temperatures of ca. 169 °C (at 5 °C min<sup>-1</sup>) and above, amino compound **21** is the thermally least stable derivative among the investigated trinitroethoxy triazines with a decomposition temperature of ca. 149 °C. The stability level is typical for energetic compounds bearing trinitroethoxy group,<sup>34</sup> which is in the same range as observed for **PETN**.

Upon heating above the decomposition temperature, intense darkening of the trinitroethoxy compounds indicated onset of rapid auto catalyzed reactions leading to spontaneous self-ignition. Special ignition experiments were performed with two standard procedures that previously have been described in detail.<sup>35</sup> In the first approach, the ignition points ( $T_{ign}$ ) were determined at constant heating rate (20 °C min<sup>-1</sup>). In the second approach, fire test was achieved at a constant temperature ( $T_{ign(5)}$ ) corresponding to 5 seconds of delay time of the ignition. These ignition points for new compounds and analogs are listed in Table 2. Two rows of the table show how the ignition points change from compound to compound during measurements with both procedures. Essentially, the trends of



**Table 2** Physical and calculated energetic properties of trinitroethoxy 1,3,5-triazines compared with aliphatic trinitroethoxy compounds and PETN

Compound	<b>13</b>	<b>16</b>	<b>17</b>	<b>18</b>	<b>19</b>	<b>21</b>	<b>TEFO</b>	<b>O</b>	<b>PETN</b>
Formula	C <sub>8</sub> H <sub>4</sub> N <sub>12</sub> O <sub>20</sub>	C <sub>9</sub> H <sub>6</sub> N <sub>12</sub> O <sub>21</sub>	C <sub>7</sub> H <sub>4</sub> N <sub>12</sub> O <sub>14</sub>	C <sub>8</sub> H <sub>7</sub> N <sub>9</sub> O <sub>15</sub>	C <sub>7</sub> H <sub>5</sub> N <sub>9</sub> O <sub>15</sub>	C <sub>7</sub> H <sub>6</sub> N <sub>10</sub> O <sub>14</sub>	C <sub>5</sub> H <sub>6</sub> N <sub>6</sub> O <sub>14</sub>	C <sub>6</sub> H <sub>6</sub> N <sub>6</sub> O <sub>14</sub>	C <sub>5</sub> H <sub>8</sub> N <sub>4</sub> O <sub>12</sub>
<i>M<sub>w</sub></i>	588.18	618.21	480.18	469.19	455.17	454.18	374.13	386.14	316.13
<i>N</i> [%] <sup>a</sup>	28.58	27.19	35.00	26.87	27.70	30.84	22.46	21.76	17.72
<i>N</i> + <i>O</i> [%] <sup>b</sup>	82.98	81.54	81.65	78.02	80.41	80.16	82.33	79.77	78.45
<i>Q<sub>CO<sub>2</sub></sub></i> [%] <sup>c</sup>	5.4	0	−6.7	−15.3	−5.3	−10.6	4.3	−4.1	−10.1
<i>α</i> <sup>d</sup>	1.111	1.0	0.875	0.77	0.909	0.824	1.077	0.933	0.857
<i>ρ</i> <sup>20</sup> [g cm <sup>−3</sup> ] <sup>e</sup>	1.88 <sup>p</sup>	1.82	1.80 <sup>p</sup>	1.74 <sup>p</sup>	1.89 <sup>p</sup>	1.82	1.7	1.839	1.77
<i>T<sub>m</sub></i> <sup>f</sup> [°C]	161–162 <sub>dec</sub>	141–142 <sub>dec</sub>	115–116	58–59	170 <sub>dec</sub>	115–116	66–66.5	92–92.3	141 <sub>dec</sub>
Exo. onset/peak	169.5/183.4	168.8/184.9	169.9/184.5	173.7/186.8	167.6/181.5	148.9/159.0	192.1/199.6	184.2/191.1	162.6/195.8
DSC (5 °C) [°C] <sup>g</sup>									
Exo. onset/peak	182.5/205.6	182.8/206.8	183.1/207.1	183.4/203.3	176.6/196.7	162.4/180.6	200.9/222.4	197.4/215.7	176.8/207.3
DSC (10 °C) [°C] <sup>g</sup>									
<i>T<sub>ign</sub></i> [°C] <sup>h</sup>	186	201	193	190	190	169	215	207	209
<i>T<sub>ign(5)</sub></i> [°C] <sup>h</sup>	230	240	236	225	223	208	245	234	233
<i>F</i> [%] <sup>i</sup>	36	16	40	12	12	8	16	20	28
<i>ΔH<sub>f</sub></i> [s] [kJ mol <sup>−1</sup> ] <sup>j</sup>	−350.4	−677.5	−100.9	−612.1	−701.3	−439.9	−396.1 to 402.1 <sub>exp</sub> <sup>31</sup>	−488.5 to 496.3 <sub>exp</sub> <sup>32</sup>	−537.1 to 538.7 <sub>exp</sub> <sup>33</sup>
<i>D</i> [m s <sup>−1</sup> ] <sup>k</sup>	8630	8460	8490	8040	8330	8290	8260	8400	8330
<i>P<sub>C-J</sub></i> [GPa] <sup>l</sup>	32.8	32.2	33.1	29.0	30.0	31.1	30.1	31.0	29.8
<i>Q<sub>expl</sub></i> [kJ kg <sup>−1</sup> ] <sup>m</sup>	6010	5552	5343	5195	4815	4920	6025	5790	5800
<i>T<sub>ex</sub></i> [K] <sup>n</sup>	4700	4750	4650	4300	4200	4200	5000	5100	4450
<i>V<sub>eg</sub></i> [l kg <sup>−1</sup> ] <sup>o</sup>	680	690	705	715	685	720	730	720	765

<sup>a</sup> Nitrogen content. <sup>b</sup> Combined nitrogen and oxygen content. <sup>c</sup> Oxygen balance. For a compound with the molecular formula of C<sub>x</sub>H<sub>y</sub>N<sub>w</sub>O<sub>z</sub>, *Q<sub>CO<sub>2</sub></sub>* [%] = 1600 [(z − 2x − y/2)/*M<sub>w</sub>*]<sup>30</sup>. <sup>d</sup> Oxygen coefficient. For a compound with the molecular formula of C<sub>x</sub>H<sub>y</sub>N<sub>w</sub>O<sub>z</sub>, α = z/(2x + y/2). A compound with α > 1 is an oxidizer.<sup>30</sup> <sup>e</sup> Density from X-ray analysis. <sup>f</sup> Melting point. <sup>g</sup> Decomposition temperature measured at a heating rate of 5 and 10 °C min<sup>−1</sup>. <sup>h</sup> Ignition points at constant heating rate (20 °C min<sup>−1</sup>) and at a constant temperature corresponding to 5 seconds of delay. <sup>i</sup> Impact sensitivity shown as frequency of explosions at the impact with energy 4.9 J (K-44-II impact machine, set no. 1). <sup>j</sup> Calculated enthalpy of the formation for solid state. <sup>k</sup> Detonation velocity at maximal density. <sup>l</sup> Detonation pressure. <sup>m</sup> Heat of explosion. <sup>n</sup> Explosion temperature. <sup>o</sup> Volume of detonation gases. <sup>p</sup> Density from pycnometer experiments.

temperatures are very similar in each row, when the temperature *T<sub>ign(5)</sub>* is more than the temperature *T<sub>ign</sub>* to 35–40 °C.

The enthalpy of formation (*ΔH<sub>f</sub>*) is a very important parameter in evaluating the performance of energetic materials. This characteristic can be calculated for energetic 1,3,5-triazines by various quantum chemical methods.<sup>36</sup> However, recently it has been shown that for trinitroethoxy compounds<sup>26,37</sup> a simple prediction of *ΔH<sub>f</sub>* can be performed with a good accuracy by using the additive method based on the values of the group contribution and the intramolecular interaction.<sup>38</sup> The enthalpies of formation for new compounds were calculated and are summarized in Table 2. For comparison, we calculated the heats of formation for compounds **TEFO** and **O** and **PETN**, for which experimental data are available. Naturally, the azido compound **17** has the highest enthalpies of formation for this series of energetic compounds. The calculated *ΔH<sub>f</sub>* values vary between −1.541 (for **19**) to −0.210 kJ g<sup>−1</sup> (for **17**), which are much higher than that of **PETN** (−1.704 kJ g<sup>−1</sup>).

Using the calculated enthalpies of formation values together with the experimental density measurements, the performance of these trinitroethoxy triazines were estimated using the computational methods developed by Smirnov *et al.*<sup>39</sup> The results of these studies can be found in Table 2. With the exception of compound **18**, all of them have similar or higher detonation pressures and velocities than compound **TEFO**. Thus, the detonation pressures (*P<sub>C-J</sub>*) for the triazines fall in the

range of about 30 to 33 GPa, and the detonation velocities (*D*) are distributed from 8290 (for **21**, comparable to **PETN**, *P<sub>C-J</sub>* = 29.8 GPa, *D* = 8340) to 8630 ms<sup>−1</sup> (for **13**, comparable to **RDX**, *P<sub>C-J</sub>* = 33.8 GPa, *D* = 8750). It should be noted that compound **13**, an oxidant with maximal oxygen coefficient (α = 1.111), exhibits better performance than compound **TEFO** (α = 1.077).

The impact sensitivities of the trinitroethoxy triazines were determined using a K-44-2 impact machine (set. no. 1).<sup>40</sup> The determined sensitivities are summarized in Table 2. Compounds **13** and **17** are more sensitive to impact than **PETN** run on the same instrument under the same conditions (see Table 2). Other trinitroethoxy-containing compounds are approximately two times less sensitive than **PETN**. The impact sensitivity of compound **16** and **TEFO** are similar. In general, however, these trinitroethoxy compounds are relatively sensitive.

### Propellant evaluation

The objective of this section is theoretically examined the use of triazine compounds of this study as ingredients for solid composite rocket propellants (SCRPs) and gas-generating compositions for airbag inflators.

Theoretical performance calculations were performed using the TERRA code.<sup>41</sup> Here for model SCRPs the specific impulse (*I<sub>sp</sub>*) was used as the performance parameter of merit, calculated assuming a chamber pressure of 4.04 MPa and ideal sea level



equilibrium expansion. Estimated model propellants close to real, where one of a common ingredient was partially or completely replaced by a new compound.

A typical aluminized SCRPs, ammonium perchlorate (AP, 70.5%)–hydrocarbon binder (HCB, 9.5%)–aluminum (Al, 20%),<sup>42</sup> was selected as the backbone. Chlorine free replacement for AP, which will yield similar or superior performance, is very desirable.<sup>43</sup> The combustion parameters of the formulations, where a new compound is used as a co-oxidizer together with AP, were calculated. The resulting performance contours are shown in Fig. 6.

Because of the highest  $\alpha$  value (1.111) and the higher enthalpy of formation  $\Delta H_f^\circ$  ( $-596 \text{ kJ kg}^{-1}$ ) (see, Table 2), compound **13** is the best AP replacement in SCRPs. The inclusion of compounds **16**, **17** and **21** is most preferable over the range 20–40% surpass an  $I_{sp}$  of 250 s, near that of existing AP-based SCRPs. Fig. 6 also shows that with compound **18** and **19** as co-oxidizer to AP,  $I_{sp}$  was decreased drastically because of low  $\Delta H_f^\circ$  values of these triazines (see, Table 2).

Next, this study has been extended to consider similar formulations, where HCB was replaced by an energetic binder AB<sup>44</sup> (this binder contains nitro groups,  $\text{C}_{18.96}\text{H}_{34.64}\text{N}_{19.16}\text{O}_{29.32}$ ,  $\Delta H_f^\circ = -757 \text{ kJ kg}^{-1}$ ,  $d = 1.49 \text{ g cm}^{-3}$ ).

As shown by the data in Fig. 7, at every new compounds loading level from 1 to 100%, superior performance is achieved by the AB containing solid propellant formulations. Indeed, the oxygen contents of the backbone Al–AB–PA formulation is too high and it is needed to decrease it. In this case compounds **13**, **16** and **19** have the highest  $\alpha$  values and are not very effective as AP replacement. Nevertheless, these compounds as the co-oxidizers increase the  $I_{sp}$  values. The majority of the improved performance can be attributed to the fact that increasing new compound concentration improves  $\text{CO}_2$ -balance of the propellant formulation. Formulations with compound **17** appear to exhibit the largest increase in the specific impulse compared to their PA and other triazine-based formulation counterparts. The

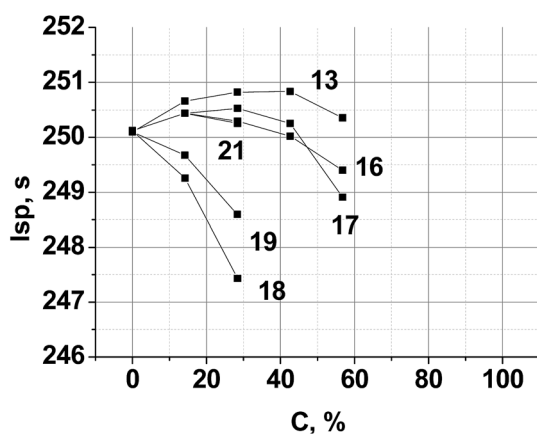


Fig. 6 Calculated specific impulse of (AP + new compound)–Al(20%)–HCB(9.5%) propellants over various new compound loadings. Here, C is the percentage of a new compound in the mixture with AP. HCB is hydrocarbon binder ( $\text{C}_{73.17}\text{H}_{120.9}$ ,  $\Delta H_f^\circ = -393 \text{ kJ kg}^{-1}$ ,  $\rho = 0.91 \text{ g cm}^{-3}$ ).<sup>44</sup>

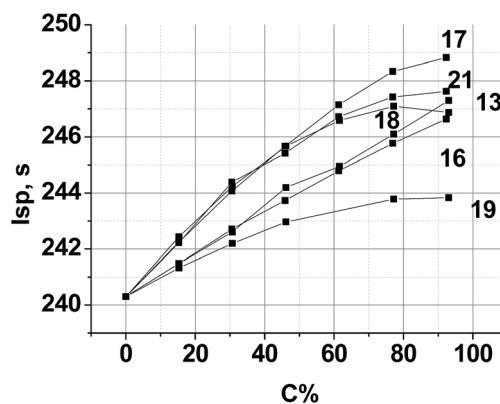


Fig. 7 Calculated specific impulse  $I_{sp}$  of (AP + new compound)–Al(20%)–AB(14–15%) propellants over various new compound loadings. Here, C is the percentage of a new compound in the mixture with AP.

increase in performance seen in this case comes from several properties directly attributed to the compound **17**, including its rather high  $\Delta H_f^\circ$  value and relatively low  $\alpha$ .

Since triazine compounds of this study are flexible molecules with relatively low melting points, it is possible to consider them as prospective ingredients of a plasticizer,<sup>45</sup> in which they partially replace commonly used nitroglycerin (NG), *e.g.* in the known formulation with 25% aluminum hydride, 50% ammonium dinitramide (AND),<sup>46</sup> 5% polymethylvinyltetrazole (PMVT), and 20% NG.<sup>47</sup> As indicated in Fig. 8a, the calculated specific impulse of these triazine-based propellant formulations lies between 273 and 277 s. At every new compounds replacement, a slight decrease in  $I_{sp}$  is achieved by the propellant formulations.

The least negative effect was observed in the case when NG ( $\alpha = 1.06$ ,  $\Delta H_f^\circ = -1630 \text{ kJ kg}^{-1}$ , hydrogen content 2.2%) was replaced by compound **13**. The compound has practically the same  $\alpha$  value as NG, and considerably higher  $\Delta H_f^\circ$ . However too low hydrogen content (0.7%) does not allow getting benefit from a high  $\Delta H_f^\circ$  value of compound **13**. The use of compound **19** is the least effective. Its  $\Delta H_f^\circ$  is close to  $\Delta H_f^\circ$  of NG, but both  $\alpha$  and hydrogen content are lower.

The data in Fig. 8a clearly illustrate that at 50% replacement of NG by compounds **13**, **16**, **17**, **18**, or **21** the value  $I_{sp}$  decrease is less than 1.5 s. If this mixture (NG/new compound = 1/1) is less sensitive, than neat NG (there are enough thorough presuppositions for this affirmation) such replacement may be perspective.

All triazine compounds of this study (see Table 2) are more dense than NG ( $1.59 \text{ g cm}^{-3}$ ) providing heightened density of propellants containing them. The ballistic effectiveness of these propellant formulations slightly lower than formulations with neat NG (Fig. 8b).

Formulating gas generant pyrotechnic composition (GGC) for any particular application requires balancing of a number of parameters, such as gas volume per weight of generant composition, burn rate, combustion temperature, *etc.*<sup>49</sup> Gas generant propellants commonly utilized in the inflation of





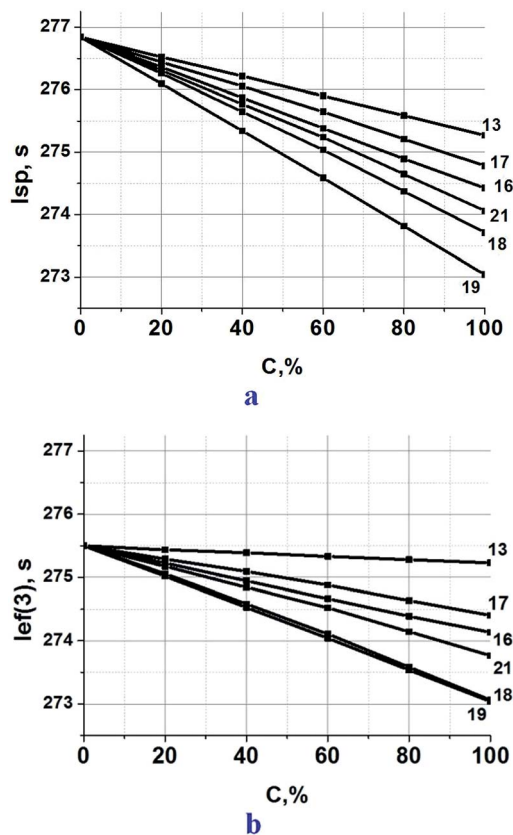


Fig. 8 (a) Calculated specific impulse  $I_{sp}$  of ADN(50%)–AlH<sub>3</sub>(25%)–PMVT(5%)–(NG + new compound) (20%) propellants over various new compound loadings. Here, C is the percentage of a new compound in the mixture with NG. (b)  $I_{eff}(3)$  characterized the ballistic effectiveness of the propellants utilized in the third stage of rocket complex,  $I_{eff}(3) = I_{sp} + 25 \times (\rho - 1.7)$ .<sup>48</sup> It is a relative effectiveness of propellants with different densities.

automotive inflatable restraint airbag cushions have previously most typically been based on sodium azide as the fuel, and include any transition metal oxide (typically, CuO or Fe<sub>2</sub>O<sub>3</sub>) as an oxidizer. Such azide-based propellants, upon initiation, normally produce harmless nitrogen gas. However, these metal-containing compositions also generate considerable amounts

of condensed-phase residue that must be removed from the products prior to entering the airbag. Other disadvantages of sodium azide are toxicity and particularly instability in the presence of metallic impurities.<sup>50</sup>

Alternatives to azides which have been proposed include high nitrogen compounds, such as tetrazole and triazole derivatives.<sup>51</sup> When combined with an oxidizer, and formed into a gas generant composition, this non-azide propellants compose of carbon, hydrogen, nitrogen and oxygen atoms typically yield greater amounts of gas upon combustion. Most oxidizers commonly employed in azole-based gas generant compositions are metal salts of oxygen-rich anions (for example, nitrates, chlorates or perchlorates). Unfortunately, upon combustion, the metallic components of such oxidizers typically end up as a solid and thus reduce the relative gas yield realizable therefrom. Consequently, the amount of such oxidizers and a particular formulation typically affects the gas output or yield from the formulation. A problem encountered with gas generant compositions which utilize tetrazoles or triazoles as fuel is the production of undesirable gases, such as CO, NO<sub>x</sub>, NH<sub>3</sub>, and HCN. However, the automotive industry is becoming increasingly sensitive to undesirable combustion products (gases and solid residue) and is imposing increasingly stricter standards. There is an ongoing need for further improved, safe and effective alternative gas generant formulations employed non-azide metal-free fuels and oxidizers, that upon combustion produce a relatively small amount of solids and a relatively abundant amount of gas.

If functional groups with active oxygen are incorporated into a fuel component less of an oxidizer may be required and the gas output of the propellant can be increased.<sup>52</sup>

In fact, ingredients for gas generant pyrotechnic compositions that are favored because of their propensity to produce all or mostly gas are triazine compounds of this study. When compounds 17–19 and 21 ( $\alpha < 1$ ) combined with an oxidizer, and formed into a gas generant composition, this fuel contributes to greater amounts of gas upon combustion of the composition (Table 3). A metal-free oxidizer may be selected from nitrate salts of amines or substituted amines; from an availability and cost standpoint, ammonium nitrate (AN)<sup>53</sup> is presently the oxidizer of choice. The purpose of the oxidizer is to

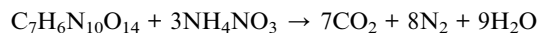
Table 3 Calculated properties of stoichiometric GGC (at 100 atm)

Entry	Oxidizer (wt%)	Fuel (wt%)	Gas volume <sup>a</sup> , mol kg <sup>-1</sup>	$T_{comb}$ , K
1	NH <sub>4</sub> NO <sub>3</sub> (75.0)	17 (25.0)	23.4	3140
2	NH <sub>4</sub> NO <sub>3</sub> (56.6)	18 (43.4)	20.5	3050
3	NH <sub>4</sub> NO <sub>3</sub> (79.1)	19 (20.9)	22.6	3027
4	NH <sub>4</sub> NO <sub>3</sub> (65.4)	21 (34.6)	21.6	2963
5	NH <sub>4</sub> NO <sub>3</sub> (82.8)	O (17.2)	21.6	3240
6	NH <sub>4</sub> NO <sub>3</sub> (66.4)	PETN (33.6)	18.9	3048
7	16 (100)		24.3	3336
8	13 (76.6)	Oxalic acid (23.4)	23.4	3467
9	TEFO (80.6)	Oxalic acid (19.4)	21.6	3453

<sup>a</sup> CO<sub>2</sub> and N<sub>2</sub> only, because namely these gases volume characterizes the capacity of this kind of GGC.



provide the oxygen necessary to oxidize the fuel ( $\alpha = 1$ ; to stoichiometrically yield carbon dioxide, nitrogen, and water); for example,  $\text{NH}_4\text{NO}_3$  oxidizes compound **21** according to the following equation:



The gas yield is *ca.* 0.02 moles of gas per 1 gram of the formulation.

Compound **16** ( $\alpha = 1$ ) is mono-propellant; intra-molecular redox reaction produces an estimated amount of gases.

As an oxygen-rich energetic material, compound **13** ( $\alpha = 1.11$ ) appears to hold potential as an oxidizer. Proposed fuels for use in conjunction with oxidizer **13** include the organic compounds containing carboxylic acid groups or carboxylic acid salt groups. A currently preferred fuel is oxalic acid. The theoretical predictions of this composition indicate that there is a considerable increase in combustion temperature, comparable to **TEFO**–oxalic acid system (Table 3).

Moreover, combustion temperatures ( $T_{\text{comb}}$ ) of all stoichiometric formulations are considerably higher than it is required (lower than 2500 K)<sup>54</sup> for ensure low level of CO and nitrous gases (these gases may be controlled by formulating to burn at sufficiently low temperatures where their production are minimized). Anyway on the average combustion temperatures of triazine-based stoichiometric formulations are a bit lower than for formulations based on **TEFO**, **O** and **PETN** (Table 3).

## Conclusions

A number of novel energetic trinitroethyl ethers, 2,4-bis(2,2,2-trinitroethoxy)-6-*R*-1,3,5-triazines, have been prepared. These compounds represent the first hetaryltrinitroethyl ethers. Key 2,4-bis(2,2,2-trinitroethoxy)-6-trinitromethyl-1,3,5-triazine **13** can be readily synthesized in one-pot multicomponent processes from commercially available 2,4,6-trichloro-1,3,5-triazine. The compound **13** can act as functional core scaffolds and react further with nucleophiles to give products arising from substitution of trinitromethyl group, demonstrating the potential of the triazine as a scaffold for the synthesis of previously inaccessible hetaryltrinitroethyl ethers. In particular, we have synthesized 1,3,5-triazine persubstituted with trinitroethoxy moieties, 2,4,6-tris(2,2,2-trinitroethoxy)-1,3,5-triazine **16**. For the first time, heteroaryltrinitroethyl ethers were fully characterized, including X-ray structure determinations. Analysis of their crystal packing based on combination of geometrical and energetic approaches has revealed that nitro groups participate in nearly all intermolecular interactions. Such interactions are of moderate-to-weak force and are responsible for high density of the crystal packing of trinitroethoxy triazines allowing molecules to come closer to each other.

All new ethers exhibited reasonable physical properties, such as a high density, good oxygen balance and good thermal stability. Calculations indicate that their energetic performance exceeds that of **TEFO**, and **PETN**. Concomitantly, this compound shows acceptable impact sensitivities and ignition points. Low melting points make them suitable candidates as

a melt-castable energetic plasticizer in formulations of energetic binders. Since some of the new trinitroethyl ethers have good oxygen and nitrogen content, the calculated specific impulses confirm that these compounds can be considered as suitable replacement for common ingredients in solid propellants. Various combinations of the new trinitroethyl ethers and metal-free oxidizers/fuels have been proposed for use in gas generant compositions that upon combustion produce relatively high gas outputs and show better characteristics than **TEFO**, **O** and **PETN**.

Thus, this general approach has special relevance to the development of new environmentally friendly ingredients for the energetic material industries and particularly in the variety propellant discovery arena, in which nitrogen or oxygen-rich polyfunctional heterocyclic derivatives are playing an increasingly important role.

## Experimental

**Caution!** All prepared compounds are highly energetic materials and sensitive to various stimuli. Although none of the compounds described herein has exploded or detonated in the course of this research, safety precautions, such as face shields, a leather apron, gloves, and hearing protection should be employed. These compounds should only be prepared by an experienced synthetic chemist and should be handled with great care.

### General

All the reagents were of analytical grade, purchased from commercial sources, and used as received. Sodium trinitromethanide,<sup>55</sup> potassium trinitromethanide,<sup>56</sup> and trinitroethanol<sup>57</sup> were synthesized by using previously reported methods. Infrared spectra were determined in KBr pellets on a Perkin-Elmer Model 577 spectrometer. Mass-spectra were recorded on a Varian MAT-311 A instrument. The <sup>1</sup>H, <sup>13</sup>C, <sup>15</sup>N, and <sup>14</sup>N NMR spectra were recorded on a Bruker AM-300 instrument at 300.13, 75.47, 50.7, and 21.68 MHz, respectively. The chemical shift values ( $\delta$ ) are expressed relative to the chemical shift of the [*D*]solvent or to external standard (nitromethane for <sup>14</sup>N and <sup>15</sup>N NMR) without correction. Analytical TLC was performed using commercially pre-coated silica gel plates (Silufol UV<sub>254</sub>), and visualization was effected with short-wavelength UV-light. Melting points were determined on Galenkamp melting point apparatus and they are uncorrected. The decomposition points were recorded on a thermogravimetric analyzer (TGA) at a scan rate of 5 °C min<sup>-1</sup> or 10 °C min<sup>-1</sup>. Elemental analyses were obtained by using a CHNS/O Analyzer 2400 (Perkin-Elmer instruments Series II).

### X-ray crystallography

X-ray experiments were carried out using SMART APEX2 CCD ( $\lambda(\text{Mo-K}\alpha) = 0.71073 \text{ \AA}$ , graphite monochromator,  $\omega$ -scans) at 100 K and 298 K. Experimental details are given in Tables 10S, 11S in ESI.†



### 2,4-Bis(2,2,2-trinitroethoxy)-6-(trinitromethyl)-1,3,5-triazine (13)

To a solution of trinitroethanol (4.53 g, 25 mmol) in absolute acetone (12.5 mL) were added trichlorotriazine (1.84 g, 10 mmol) and potassium trinitromethanide (7.56 g, 40 mmol). The resulting mixture was stirred at room temperature for 44–48 h (TLC monitoring). The mixture was filtered and then concentrated (50%) *in vacuo*. The filtrate was diluted by water (70 mL) to give a suspension that was neutralized to pH 7 with NaHCO<sub>3</sub>. The precipitate was filtered off, washed with water (4 × 20 mL), and dried to give a bright yellow solid. Recrystallization from DCE gave a colorless solid **13** (1.88 g, 32%), mp 161–162 °C. <sup>1</sup>H NMR (acetone-*d*<sub>6</sub>): δ = 6.45 ppm (s, CH<sub>2</sub>). <sup>13</sup>C NMR (acetone-*d*<sub>6</sub>): δ = 65.4 (CH<sub>2</sub>), 123.5 (bs, C(NO<sub>2</sub>)<sub>3</sub>), 164.5 (N=C-C(NO<sub>2</sub>)<sub>3</sub>), 171.4 ppm (N=C-O). <sup>14</sup>N NMR (acetone-*d*<sub>6</sub>): δ = -22.8, -34.7 ppm. IR: ν = 3022, 2968, 2889, 1641, 1603, 1591, 1541, 1489, 1437, 1417, 1373, 1340, 1288, 1176, 1132, 1088, 993, 879, 858, 833, 804, 783, 760, 660, 644, 577, 546 cm<sup>-1</sup>. Elemental analysis calcd (%) for C<sub>8</sub>H<sub>4</sub>N<sub>12</sub>O<sub>20</sub> (588.18): C 16.34, H 0.69, N 28.58; found: C 16.31, H 0.79, N 28.64.

### 2,4,6-Tris(trinitroethoxy)-1,3,5-triazine (16)

To a solution of trinitroethanol (7.2 g, 40 mmol) in absolute acetone (25 mL) were added compound **13** (4.7 g, 8 mmol) and potassium trinitromethanide (1.89 g, 10 mmol). The resulting mixture was stirred at room temperature for 10 d (TLC monitoring). The mixture was filtered and then concentrated (50%) *in vacuo*. The filtrate was diluted by water (70 mL) to give a suspension that was neutralized to pH 7 with NaHCO<sub>3</sub>. The precipitate was filtered off, washed with water (4 × 20 mL), and dried to give a bright yellow solid. Recrystallization from CCl<sub>4</sub> gave a colorless solid (3.16 g, 64%), mp 141–142 °C (dec.). <sup>1</sup>H NMR (acetone-*d*<sub>6</sub>): δ = 5.73 ppm (s, CH<sub>2</sub>). <sup>13</sup>C NMR (acetone-*d*<sub>6</sub>): δ = 64.6 (OCH<sub>2</sub>), 122.1 (bs, C(NO<sub>2</sub>)<sub>3</sub>), 171.6 ppm (N=C-OCH<sub>2</sub>). <sup>14</sup>N NMR (acetone-*d*<sub>6</sub>): δ = -36.1 ppm. IR: ν = 3014, 2968, 2895, 1713, 1595, 1497, 1446, 1412, 1369, 1331, 1300, 1155, 1088, 879, 852, 804, 783, 652, 542 cm<sup>-1</sup>. Elemental analysis calcd (%) for C<sub>9</sub>H<sub>6</sub>N<sub>12</sub>O<sub>21</sub> (618.21): C 17.49, H 0.98, N 27.19; found: C 17.44, H 1.03, N 27.17.

### 2-Azido-4,6-bis(2,2,2-trinitroethoxy)-1,3,5-triazine (17)

A slurry of NaN<sub>3</sub> (0.078 g, 1.2 mmol) and compound **13** (0.59 g, 1 mmol) in absolute acetonitrile (10 mL) was stirred at 0–3 °C for 3 h. The mixture was filtered and then concentrated (50%) *in vacuo*. The filtrate was diluted by water (30 mL) to give a suspension. The precipitate was filtered off, washed with water (4 × 20 mL), and dried to give a bright yellow solid. Recrystallization from isopropanol gave a colorless solid (0.4 g, 84%), mp 115–116 °C. <sup>1</sup>H NMR (DMSO-*d*<sub>6</sub>): δ = 6.34 ppm (s, CH<sub>2</sub>). <sup>13</sup>C NMR (DMSO-*d*<sub>6</sub>): δ = 64.3 (CH<sub>2</sub>), 124.1 (bs, C(NO<sub>2</sub>)<sub>3</sub>), 170.7 (N=C-O), 172.6 ppm (N=C-N<sub>3</sub>). <sup>14</sup>N NMR (DMSO-*d*<sub>6</sub>): δ = -34.2 ppm. IR: ν = 3009, 2955, 2893, 2175, 2154, 2135, 1597, 1551, 1477, 1437, 1412, 1396, 1365, 1304, 1265, 1190, 1144, 1084, 879, 856, 814, 804, 783, 662, 552 cm<sup>-1</sup>. Elemental analysis

calcd (%) for C<sub>7</sub>H<sub>4</sub>N<sub>12</sub>O<sub>14</sub> (480.18): C 17.51, H 0.84, N 35.00; found: C 17.54, H 0.87, N 35.06.

### 2,4-Bis(2,2,2-trinitroethoxy)-6-methoxy-1,3,5-triazine (18)

To a solution of compound **13** (0.4 g, 0.68 mmol) in a mixture of methanol (0.04 mL, 1 mmol) and acetone (13 mL) was added at room temperature potassium carbonate (0.19 g, 1.36 mmol) by small portions during 1 h. The resulting mixture was stirred at room temperature for *ca.* 6 h (TLC monitoring). The mixture was filtered, concentrated (to 1/3) *in vacuo* and diluted by water (30 mL). The precipitate was filtered off, washed with water (4 × 20 mL), and dried to give a bright yellow solid. Recrystallization from CCl<sub>4</sub> gave a colorless solid (0.19 g, 60%), mp 58–59 °C. <sup>1</sup>H NMR (DMSO-*d*<sub>6</sub>): δ = 6.29 (4H, s, CH<sub>2</sub>), 4.04 ppm (3H, s, CH<sub>3</sub>). <sup>13</sup>C NMR (DMSO-*d*<sub>6</sub>): δ = 56.4 (CH<sub>3</sub>), 64.0 (CH<sub>2</sub>), 124.2 (bs, C(NO<sub>2</sub>)<sub>3</sub>), 171.0 (N=C-OCH<sub>2</sub>), 173.3 ppm (N=C-OCH<sub>3</sub>). <sup>14</sup>N NMR (DMSO-*d*<sub>6</sub>): δ = -34.2 ppm (NO<sub>2</sub>). IR: ν = 3030, 3002, 2952, 2887, 1598, 1567, 1519, 1461, 1432, 1407, 1492, 1369, 1334, 1292, 1198, 1147, 1117, 1088, 941, 878, 856, 819, 802, 785, 760 cm<sup>-1</sup>. Elemental analysis calcd (%) for C<sub>8</sub>H<sub>7</sub>N<sub>9</sub>O<sub>15</sub> (469.19): C 20.48, H 1.50, N 26.87; found: C 20.52, H 1.61, N 26.83.

### 4,6-Bis(2,2,2-trinitroethoxy)-1,3,5-triazine-2-one (19A and 19B) and 6-(2,2,2-trinitroethoxy)-1,3,5-triazine-2,4(1H,3H)-dione (20)

A mixture of Na<sub>3</sub>PO<sub>4</sub> (0.2 g, 1.28 mmol) and compound **13** (0.5 g, 0.85 mmol) in 94% aqueous acetone (5.5 mL) was stirred at room temperature for 5–6 h. The mixture was filtered and then concentrated (50%) *in vacuo*. The filtrate was diluted by a solution NaHCO<sub>3</sub> (0.084 g, 1 mmol) in water (20 mL) to give a suspension. The precipitate (compound **20**) was filtered off and washed with acetone (5 mL), and the filtrate was acidified to pH 3 with 1 N HCl. The precipitate was filtered off and dried to give compound **19** (0.32 g, 82%), as a mixture of tautomers **19A** and **19B**, mp 170 °C (dec.). <sup>1</sup>H NMR (DMSO-*d*<sub>6</sub>): δ = 12.79 (1H, bs, NH), 11.34 (1H, s, NH), 6.23 (4H, s, OCH<sub>2</sub>), 6.17 (2H, s, OCH<sub>2</sub>), 5.05 ppm (2H, s, OCH<sub>2</sub>). <sup>13</sup>C NMR (DMSO-*d*<sub>6</sub>): δ = 170.4, 170.3, 166.8, 159.9, 158.5, 124.0, 123.8, 63.9, 63.5, 62.2 ppm. IR: ν = 3182, 3084, 3022, 2964, 2810, 1749, 1734, 1689, 1610, 1579, 1525, 1441, 1423, 1389, 1300, 1286, 1128, 1095, 957, 852, 841, 802, 783 cm<sup>-1</sup>. Elemental analysis calcd (%) for C<sub>7</sub>H<sub>5</sub>N<sub>9</sub>O<sub>15</sub> (455.17): C 18.47, H 1.11, N 27.70; found: C 18.41, H 1.15, N 27.72.

Compound **20** was recrystallized from aqueous AcOH to give a colorless solid (0.017 g, 7%), mp 180 °C (decomp.). IR: ν = 3320, 3230, 3150 (NH); 1797, 1747 (C=O) cm<sup>-1</sup>. Elemental analysis calcd (%) for C<sub>5</sub>H<sub>4</sub>N<sub>6</sub>O<sub>9</sub> (292.12): C 20.56, H 1.38, N 28.77; found: C 20.60, H 1.43, N 28.74.

### 2-Amino-4,6-bis(2,2,2-trinitroethoxy)-1,3,5-triazine (21)

Compound **16** (1 g, 1.62 mmol) was dissolved in DCE (10 mL) and NH<sub>3</sub> was bubbled through the solution for 20–25 min (TLC monitoring). A solid was filtered off, the filtrate was evaporated under reduced pressure, and the residue was washed with cold water (2 × 40 mL) and heat water (60 °C, 2 × 40 mL). Recrystallization from CCl<sub>4</sub> gave compound **21** (0.61 g, 82%) as a white



solid, mp 115–116 °C.  $^1\text{H}$  NMR (DMSO- $d_6$ ):  $\delta$  = 6.13 (s, 4H, OCH<sub>2</sub>), 8.13 ppm (s, 2H, NH<sub>2</sub>);  $^{13}\text{C}$  NMR (DMSO- $d_6$ ):  $\delta$  = 63.8 (OCH<sub>2</sub>), 124.9 (C(NO<sub>2</sub>)<sub>3</sub>), 169.1 (C–NH<sub>2</sub>), 170.4 ppm (C–OCH<sub>2</sub>).  $^{14}\text{N}$  NMR (DMSO- $d_6$ ):  $\delta$  = –35.7 ppm (NO<sub>2</sub>).  $^{15}\text{N}$  NMR (DMSO- $d_6$ ):  $\delta$  = –30.4 (NO<sub>2</sub>), –191.2, –196.2 (triazine), –280.4 ppm (NH<sub>2</sub>). IR:  $\nu$  = 3493, 3307, 3196, 3149, 3008, 2962, 2887, 1639, 1585, 1556, 1448, 1406, 1369, 1329, 1299, 1142, 1084, 1045, 879, 856, 804, 783 cm<sup>–1</sup>. Elemental analysis calcd (%) for C<sub>7</sub>H<sub>6</sub>N<sub>10</sub>O<sub>14</sub> (454.18): C 18.51, H 1.33, N 30.84; found: C 18.47; H 1.41; N 30.89.

## Acknowledgements

Financial support of this work by the Ministry of Education and Science of Russia within the scope on the Project Section of the State task for Samara State Technical University (project No. 4.813.2014/K), and the Presidium of the Russian Academy of Sciences (the program OKhNM-04) are gratefully acknowledged. KYS is thankful to the Russian Scientific Foundation (14-13-00884) for financial support for structural investigations.

## Notes and references

- (a) V. A. Ostrovskii, M. S. Pevzner, T. P. Kofman, M. B. Shcherbinin and I. V. Tselinskii, *Targets Heterocycl. Syst.*, 1999, **3**, 467; (b) P. F. Pagoria, G. S. Lee, A. R. Mitchell and R. D. Schmidt, *Thermochim. Acta*, 2002, **384**, 187; (c) M. B. Talawar, R. Sivabalan, S. N. Asthana and H. Singh, *Combust., Explos. Shock Waves*, 2005, **41**, 264; (d) *High Energy Density Materials*, ed. T. M. Klapotke, Springer, Berlin, 2007, vol. 125, Springer-Verlag textbook series on Structure and Bonding; (e) J. P. Agrawal and R. D. Hodgson, *Organic Chemistry of Explosives*, John Wiley & Sons, Ltd., 2007; (f) L. Larina and V. Lopyrev, *Nitroazoles: Synthesis, Structure and Applications*. Springer, LLC, 2009; (g) V. I. Pepekin, *Russ. J. Phys. Chem. B*, 2010, **4**, 954; (h) V. I. Pepekin, *Russ. J. Phys. Chem. B*, 2011, **5**, 41.
- (a) L. Liang, D. Cao, J. Song, H. Huang, K. Wang, C. Bian, X. Dong and Z. Zhou, *J. Mater. Chem. A*, 2013, **1**, 8857; (b) V. V. Parakhin and O. A. Luk'yanov, *Russ. Chem. Bull.*, 2013, **62**, 2007; (c) A. B. Sheremetev, N. S. Aleksandrova, N. V. Palysaeva, M. I. Struchkova, V. A. Tartakovsky and K. Yu. Suponitsky, *Chem.–Eur. J.*, 2013, **19**, 12446; (d) D. Chand, D. A. Parrish and J. M. Shreeve, *J. Mater. Chem. A*, 2013, **1**, 15383; (e) N. V. Palysaeva, K. P. Kupman, M. I. Struchkova, I. L. Dalinger, A. V. Kormanov, N. S. Aleksandrova, V. M. Chernyshev, D. F. Pyreu, K. Yu. Suponitsky and A. B. Sheremetev, *Org. Lett.*, 2014, **16**, 406; (f) A. A. Voronin, V. P. Zelenov, A. M. Churakov, Y. A. Strelenko, I. V. Fedyanin and V. A. Tartakovsky, *Tetrahedron*, 2014, **70**, 3018; (g) M. A. Kettner and T. M. Klapotke, *Chem. Commun.*, 2014, **50**, 2268; (h) L. Zhai, X. Fan, B. Wang, F. Bi, Y. Li and Y. Zhu, *RSC Adv.*, 2015, **5**, 57833; (i) V. Forquet, C. M. Sabate, G. Jacob, Y. Guelou, H. Delalu and C. Darwich, *Chem.–Asian J.*, 2015, **10**, 1668; (j) X. Yin, J.-T. Wu, X. Jin, C.-X. Xu, P. He, T. Li, K. Wang, J. Qin and J.-G. Zhang, *RSC Adv.*, 2015, **5**, 60006; (k) D. E. Chavez, T. W. Myers, J. M. Veauthier, M. T. Greenfield, R. J. Scharff and D. A. Parrish, *Synlett*, 2015, **26**, 2029; (l) R. Haiges and K. O. Christe, *Dalton Trans.*, 2015, **44**, 10166; (m) I. L. Dalinger, I. A. Vatsadze, T. K. Shkineva, A. V. Kormanov, M. I. Struchkova, K. Yu. Suponitsky, A. A. Bragin, K. A. Monogarov, V. P. Sinditskii and A. B. Sheremetev, *Chem.–Asian J.*, 2015, **10**, 1987; (n) I. L. Dalinger, A. K. Shakhnes, K. A. Monogarov, K. Yu. Suponitsky and A. B. Sheremetev, *Mendeleev Commun.*, 2015, **25**, 429.
- (a) H. Ritter and H. H. Licht, *Propellants, Explos., Pyrotech.*, 1993, **18**, 81; (b) A. V. Shastin, T. I. Godovikova and B. L. Korsunskii, *Chem. Heterocycl. Compd.*, 1999, **35**, 75; (c) P. N. Simoes, L. M. Pedroso, A. M. M. Beja, M. R. Silva, E. MacLean and A. A. Portugal, *J. Phys. Chem. A*, 2007, **111**, 150; (d) A. A. Gidasov, *New Trends in Research of Energetic Materials, Proceedings of the Seminar, 11th*, Pardubice, Czech Republic, 2008, p. 540; (e) Y. Huang, Y. Zhang and J. M. Shreeve, *Chem.–Eur. J.*, 2011, **17**, 1538; (f) F. Wang, H. Du, H. Liu and X. Gong, *Chem.–Asian J.*, 2012, **7**, 2577.
- (a) M. H. Huynh, M. A. Hiskey, E. L. Hartline, D. P. Montoya and R. Gilardi, *Angew. Chem., Int. Ed.*, 2004, **43**, 4924; (b) M. H. Huynh, M. Hiskey, C. Pollard, D. Montoya, E. Hartline and R. Gilardi, *J. Energ. Mater.*, 2004, **22**, 217; (c) A. V. Shastin, T. I. Godovikova and B. L. Korsunskii, *Russ. Chem. Bull.*, 2011, **60**, 1220; (d) G. V. Malkov, A. V. Shastin, Y. I. Estrin, E. R. Badamshina and Y. M. Mikhailov, *Russ. Chem. Bull.*, 2011, **60**, 1940; (e) T. Musil, R. Matyas, A. Lycka and A. Ruzicka, *Propellants, Explos., Pyrotech.*, 2012, **37**, 275; (f) Q.-L. Yan, T. Musil, S. Zeman, R. Matyas, X.-B. Shi, M. Vlcek and V. Pelikan, *Thermochim. Acta*, 2015, **604**, 106.
- (a) I. V. Ovchinnikov, A. S. Kulikov, M. A. Epishina, N. N. Makhova and V. A. Tartakovsky, *Russ. Chem. Bull.*, 2005, **54**, 1346; (b) S. Li, W. Zhang, Y. Wang, X. Zhao, L. Zhang and S. Pang, *J. Energ. Mater.*, 2014, **32**, S33.
- (a) A. V. Shastin, T. I. Godovikova, S. P. Golova, V. S. Kuz'min, L. I. Khmel'nitskii and B. L. Korsunskii, *Mendeleev Commun.*, 1995, **17**; (b) A. V. Shastin, T. I. Godovikova and B. L. Korsunskii, *Chem. Heterocycl. Compd.*, 2003, **39**, 354; (c) V. V. Bakharev, A. A. Gidasov and I. V. Ul'yankina, *New Trends in Research of Energetic Materials, Proceedings of the Seminar, 13th*, Pardubice, Czech Republic, 2010, p. 404; (d) A. V. Shastin, T. I. Godovikova and B. L. Korsunskii, *Russ. Chem. Bull.*, 2011, **60**, 1220; (e) O. V. Golovina, V. V. Bakharev, E. V. Golovin, V. E. Parfenov and P. A. Slepukhin, *Tetrahedron Lett.*, 2013, **54**, 3858; (f) A. A. Gidasov, V. V. Bakharev, O. V. Golovina and E. V. Selezneva, *New Trends in Research of Energetic Materials, Proceedings of the Seminar, 17th*, Pardubice, Czech Republic, 2014, p. 653.
- (a) M. H. V. Huynh, M. A. Hiskey, C. J. Pollard, D. P. Montoya, E. L. Hartline and R. Gilardi, *J. Energ. Mater.*, 2004, **22**, 217; (b) V. N. Kizhnyaev, F. A. Pokatilov, L. I. Vereshchagin, O. N. Verkhovina, T. L. Petrova, A. G. Prodaikov, G. V. Ratovskii and O. V. Tyukalova, *Russ. J. Appl. Chem.*, 2009, **82**, 1769.



- 8 (a) S. G. Zlotin, A. I. Podgurskii, N. V. Airapetova and O. A. Lik'yanov, *Russ. Chem. Bull.*, 1991, **40**, 1460; (b) G. V. Malkov, A. V. Shastin, Y. I. Estrin, E. R. Badamshina and Y. M. Mikhailov, *Propellants, Explos., Pyrotech.*, 2008, **33**, 431; (c) G. V. Malkov, A. V. Shastin, Y. I. Estrin, E. R. Badamshina and Y. M. Mikhailov, *Russ. Chem. Bull.*, 2011, **60**, 1940; (d) S. Garg and J. M. Shreeve, *J. Mater. Chem.*, 2011, **21**, 4787; (e) P. Politzer, P. Lane and J. S. Murray, *Cent. Eur. J. Energ. Mater.*, 2013, **10**, 305; (f) A. V. Shastin and D. B. Lempert, *Russ. J. Phys. Chem. B*, 2014, **8**, 716.
- 9 E. F. Witucki, G. L. Rowley, N. N. Ogimachi and M. B. Frankel, *J. Chem. Eng. Data*, 1971, **16**, 373.
- 10 (a) A. V. Shastin, T. I. Godovikova and B. L. Korsunskii, *Russ. Chem. Rev.*, 2003, **72**, 279; (b) X. Zhang, Y. Li, W. Liu, Y. Yang, L. Peng and S. Pang, *Chin. J. Energ. Mater.*, 2012, **20**, 491; (c) V. V. Bakharev and A. A. Gidasov, in *Triazines: Synthesis, Applications and Toxicity*, ed. R. B. Patel and A. Malhotra, Nova Science Publishers, New York, 2012, pp. 1–74.
- 11 (a) L. M. Kozlov and V. I. Burmistrov, *Nitroalcohols and their Derivatives*, Kazan, 1960; (b) S. S. Novikov, M.-G. A. Shvekhgeimer, V. V. Sevostyanova and V. A. Shlyapochnikov, *Chemistry of Aliphatic and Alicyclic Nitrocompounds*, Khimiya, Moscow, 1974, pp. 56–114.
- 12 (a) M.-G. A. Shvekhgeimer, N. F. Pyatakov and S. S. Novikov, *Usp. Khim.*, 1959, **28**, 484; (b) V. D. Nikolaev and M. A. Ishenko, *Mendeleev Chem. J.*, 1997, **41**(2), 15; (c) M.-G. A. Shvekhgeimer, *Russ. Chem. Rev.*, 1998, **67**, 35.
- 13 M. E. Sitzmann and W. H. Gilligan, *J. Heterocycl. Chem.*, 1986, **23**, 81.
- 14 D. F. Shellhamer, R. P. Callahan, V. L. Heasley, M. L. Druelinger and R. D. Chapman, *Synthesis*, 1997, 1056.
- 15 A. A. Gidasov, V. V. Bakharev and I. K. Kukushkin, *Russ. Chem. Bull.*, 2009, **58**, 2154.
- 16 (a) A. A. Gidasov, V. V. Bakharev, V. A. Zalomlenkov, P. S. Burkov, I. I. Artemyeva and I. A. Kuleshova, *New Trends in Research of Energetic Materials, Proceedings of the Seminar, 16th*, Pardubice, Czech Republic, 2013, p. 613; (b) A. A. Gidasov, V. V. Bakharev, V. A. Zalomlenkov, P. S. Burkov, M. N. Shaposhnikov and D. A. Bayzarov, *New Trends in Research of Energetic Materials, Proceedings of the Seminar, 16th*, Pardubice, Czech Republic, 2013, p. 617.
- 17 (a) D. Bartholomew, in *Comprehensive Heterocycl. Chem. II*, ed. A. R. Katritzky and C. W. Rees, Pergamon, Oxford, 1996, vol. 6, pp. 575–636; (b) S. V. Chapyshev, E. N. Ushakov and A. V. Chernyak, *Magn. Reson. Chem.*, 2013, **51**, 562; (c) V. A. Semenov, D. O. Samultsev and L. B. Krivdin, *Magn. Reson. Chem.*, 2014, **52**, 686.
- 18 (a) K. Yu. Suponitsky, K. A. Lyssenko, I. V. Ananyev, A. M. Kozeev and A. B. Sheremetev, *Cryst. Growth Des.*, 2014, **14**, 4439; (b) A. B. Sheremetev, B. V. Lyalin, A. M. Kozeev, N. V. Palysaeva, M. I. Struchkova and K. Y. Suponitsky, *RSC Adv.*, 2015, **5**, 37617; (c) A. B. Sheremetev, I. L. Yudin, N. V. Palysaeva and K. Yu. Suponitsky, *J. Heterocycl. Chem.*, 2012, **49**, 394.
- 19 (a) C. B. Aakeroy, J. Desper, M. Fasulo, I. Hussain, B. Levin and N. Schultheiss, *CrystEngComm*, 2008, **10**, 1816; (b) A. B. Sheremetev, N. V. Palysaeva, M. I. Struchkova, K. Yu. Suponitsky and M. Yu. Antipin, *Eur. J. Org. Chem.*, 2012, 2266; (c) A. Gavezzotti, *CrystEngComm*, 2013, **15**, 4027.
- 20 (a) A. B. Sheremetev, I. L. Yudin and K. Y. Suponitsky, *Mendeleev Commun.*, 2006, **16**, 264; (b) M. Gobel and T. M. Klapotke, *Adv. Funct. Mater.*, 2009, **19**, 347.
- 21 A. I. Kitaigorodskii, *Organic Chemical Crystallography*, Consultants Bureau, New York, 1961.
- 22 M. Gobel and T. M. Klapotke, *Acta Crystallogr., Sect. C: Cryst. Struct. Commun.*, 2007, **63**, o562.
- 23 M. Gobel and T. M. Klapotke, *Acta Crystallogr., Sect. C: Cryst. Struct. Commun.*, 2008, **64**, o580.
- 24 A. Baumann, A. Erbacher, C. Evangelisti, T. M. Klapotke, B. Krumm, S. F. Rest, M. Reynders and V. Sproll, *Chem.–Eur. J.*, 2013, **19**, 15627.
- 25 Q. J. Axthammer, T. M. Klapotke, B. Krumm, R. Moll and S. F. Rest, *Z. Anorg. Allg. Chem.*, 2014, **640**, 76.
- 26 T. M. Klapotke, B. Krumm, S. F. Rest and M. Suceška, *Z. Anorg. Allg. Chem.*, 2014, **640**, 84.
- 27 T. M. Klapotke, B. Krumm, R. Moll and S. F. Rest, *Z. Anorg. Allg. Chem.*, 2011, **637**, 2103.
- 28 (a) F. H. Allen, *Acta Crystallogr.*, 2002, **B58**, 380; (b) *Cambridge Structural Database, Version 5.36*, 2014.
- 29 A. Kutoglu and E. Hellner, *Acta Crystallogr., Sect. B: Struct. Crystallogr. Cryst. Chem.*, 1978, **34**, 1617.
- 30 *Physics of explosion*, ed. L. P. Orlenko, Fismatlit, Moscow, 3rd edn, 2002, vol. 1, p. 832.
- 31 J. B. Pedley, R. D. Naylor and S. P. Kirby, *Thermodynamic Data of Organic Compounds*, Chapman and Hall, 2nd edn, 1986.
- 32 D. Price, *Chem. Rev.*, 1959, **59**, 801.
- 33 V. I. Pepekin, M. N. Makhov and Yu. A. Lebedev, *Dokl. Akad. Nauk SSSR*, 1977, **232**, 852.
- 34 G. B. Manelis, G. M. Nazin, Z. I. Rubtsov, and V. A. Strunin, *Thermal Decomposition and Combustion of Explosives and Propellants*, Taylor & Francis, NY, 2003.
- 35 (a) V. Y. Avdeyev, A. A. Gidasov and Y. V. Moschenskiy, *New Trends in Research of Energetic Materials, Proceedings of the Seminar, 15th*, Pardubice, Czech Republic, 2012, p. 582; (b) A. A. Gidasov, E. V. Yurtaev, Y. V. Moschenskiy, V. Y. Avdeev and D. A. Karpov, *New Trends in Research of Energetic Materials, Proceedings of the Seminar, 15th*, Pardubice, Czech Republic, 2012, p. 613.
- 36 (a) F. Wang, H.-C. Du, J.-Y. Zhang and X.-D. Gong, *J. Phys. Chem. A*, 2011, **115**, 11852; (b) Y. Pan, W. Zhu and H. Xiao, *J. Mol. Model.*, 2012, **18**, 3125; (c) X. Liang, Y. Zheng, B. Wang and X. Pu, *Appl. Mech. Mater.*, 2013, **395–396**, 104.
- 37 L. V. Kustova, E. P. Kirpichev, Y. I. Pubsotv, V. V. Avdonin, A. G. Korepin and L. T. Eremenko, *Bull. Acad. Sci. USSR, Div. Chem. Sci.*, 1981, **30**, 1830.
- 38 (a) S. W. Benson, F. R. Cruickshank, D. M. Golden, G. R. Haugen, H. E. O'Neal, A. S. Rodgers, R. Shaw and R. Walsh, *Chem. Rev.*, 1969, **69**, 279; (b) Y. A. Lebedev, E. A. Miroshnichenko, and Y. K. Knobel, *Thermochemistry of Nitro Compounds*, Nauka, Moscow, 1970, p. 168; (c) A. N. Kizin, P. L. Dvorkin, G. L. Ryzhova and Y. A. Lebedev, *Bull. Acad. Sci. USSR, Div. Chem. Sci.*, 1986, **35**, 343; (d) E. V. Sagadeev, A. A. Gimadeev and V. P. Barabanov, *Theor.*



- Found. Chem. Eng.*, 2009, **43**, 108; (e) J. L. Holmes and C. Aubry, *J. Phys. Chem. A*, 2012, **116**, 7196.
- 39 (a) S. P. Smirnov and A. S. Smirnov, *Russ. J. Appl. Chem.*, 2009, **82**, 1807; (b) A. S. Smirnov, D. Lempert, T. S. Pivina and D. V. Khakimov, *Cent. Eur. J. Energ. Mater.*, 2011, **8**, 233.
- 40 N. A. Kholevo, *Sensitivity of explosives to impact*, Mashinostroenie, Moscow, 1974, p. 232.
- 41 B. G. Trusov, in *Proc. of the XIV Intern. Symp. on Chemical Thermodynamics*, St-Petersburg, Russia, 2002, p. 483.
- 42 (a) J. P. Sutton and O. Biblarz, *Rocket Propulsion Elements*, 7th edn, Wiley, New York, 2001; (b) N. Kubota, *Propellants and Explosives*, Wiley-VCH, Weinheim, 2002; (c) A. Dey, A. K. Sikder, M. B. Talawar and S. Chottopadhyay, *Cent. Eur. J. Energ. Mater.*, 2015, **12**, 377.
- 43 M. B. Talawar, R. Sivabalan, T. Mukundan, H. Muthurajan, A. K. Sikder, B. R. Gandhe and A. Rao, *J. Hazard. Mater.*, 2009, **161**, 589.
- 44 D. B. Lempert, G. N. Nechiporenko and G. B. Manelis, *Cent. Eur. J. Energ. Mater.*, 2006, **3**(4), 73.
- 45 D. Kumari, R. Balakshe, S. Banerjee and H. Singh, *Rev. J. Chem.*, 2012, **2**, 240.
- 46 (a) O. A. Luk'yanov and V. A. Tartakovskii, *Ross. Khim. Zh.*, 1997, **41**(2), 5; (b) A. P. Vandel', A. A. Lobanova and V. S. Loginova, *Russ. J. Appl. Chem.*, 2009, **82**, 1763; (c) V. P. Sinditskii, V. Y. Egorshchev, A. I. Levshenkov and V. V. Serushkin, *J. Propul. Power*, 2006, **22**, 777.
- 47 D. B. Lempert, G. N. Nechiporenko and G. B. Manelis, *Cent. Eur. J. Energ. Mater.*, 2011, **8**, 25.
- 48 G. Pavlovets and V. Tsutsuran, *Physicochemical Properties of Powders and Propellants*, Russian Ministry of Defense Publishing House, Moscow, 2009, p. 408.
- 49 (a) J. M. Berger and P. B. Butler, *Combust. Sci. Technol.*, 1995, **104**, 93; (b) Y. D. Seo, S. H. Chung and J. J. Yoh, *Fuel*, 2011, **90**, 1395.
- 50 E. A. Betterton, *Crit. Rev. Environ. Sci. Technol.*, 2003, **33**, 423.
- 51 (a) R. G. Schmitt, P. B. Butler and J. J. Freesmeier, *Combust. Sci. Technol.*, 1997, **122**, 305; (b) S. R. Ganta, C. G. Miller, and G. K. Williams, Patent PCT WO 2008060366, 2008; (c) P. W. Leonard, D. E. Chavez, P. F. Pagoria and D. L. Parrish, *Propellants, Explos., Pyrotech.*, 2011, **36**, 233; (d) D. L. Hordos, S. Domazet and S. P. Burns, *US Pat.*, 8241444, 2012; (e) K. Hasue and K. Yoshitake, *Sci. Technol. Energ. Mater.*, 2013, **74**(3), 66.
- 52 (a) A. B. Sheremetev, I. L. Yudin, N. N. Makhova, I. V. Ovchinnikov and D. B. Lempert, in *Proc. 33rd International Annual Conference of ICT – Energetic Materials: Synthesis, Production, and Application*, Karlsruhe, FRG, 2002, p. 128/1–12; (b) N. N. Makhova, A. B. Sheremetev, I. V. Ovchinnikov, I. L. Yudin, A. S. Ermakov, P. V. Bulatov, D. B. Vinogradov, D. B. Lempert and G. B. Manelis, in *Proc. 35th International Annual Conference of ICT – Energetic Materials: Reactions of Propellants, Explosives and Pyrotechnics*, Karlsruhe, FRG, 2004, p. 140/1–12; (c) N. N. Makhova, A. S. Ermakov, I. V. Ovchinnikov, A. B. Sheremetev, I. L. Yudin, P. V. Bulatov, D. B. Vinogradov, V. A. Tartakovskiy, D. B. Lempert, I. N. Zyuzin and G. B. Manelis, in *Proc. 36th International Annual Conference of ICT & International Pyrotechnics Seminar-Energetic Materials: Performance and Safety*, Karlsruhe, FRG, 2005, p. 185/1–10.
- 53 (a) C. Oommen and S. R. Jain, *J. Hazard. Mater.*, 1999, **67**, 253; (b) V. P. Sinditskii, V. Yu. Egorshchev, A. I. Levshenkov and V. V. Serushkin, *Propellants, Explos., Pyrotech.*, 2005, **30**, 269; (c) V. P. Sinditskii, V. Y. Egorshchev, D. Tomasi and L. T. DeLuca, *J. Propul. Power*, 2008, **24**, 1068.
- 54 D. B. Lempert, G. B. Manelis, H. N. Nechiporenko and I. N. Zyuzin, in *Proc. 7th International Symposium and Exhibition on Sophisticated Car Occupant Safety Systems*, Karlsruhe, FRG, 2004, p. 42.
- 55 O. A. Luk'yanov and G. V. Pokhvisneva, *Bull. Acad. Sci. USSR, Div. Chem. Sci.*, 1991, **40**, 2439.
- 56 V. A. Osyanin, D. V. Osipov, M. R. Demidov and Y. N. Klimochkin, *J. Org. Chem.*, 2014, **79**, 1192.
- 57 M. A. Epishina, I. V. Ovchinnikov, A. S. Kulikov, N. N. Makhova and V. A. Tartakovskiy, *Mendeleev Commun.*, 2011, **21**, 21.

