





Post-polymerisation oxyfunctionalisation of styrene and butadiene-based (co-) polymers using a homogeneous manganese catalyst†

Maartje Otten,  Jeroen Hendriks,  Nino Kalános, Arnaud Thevenon * and Pieter C. A. Bruijninx *

Received 1st June 2025, Accepted 11th July 2025

DOI: 10.1039/d5fd00093a

Post-polymerisation modification of commodity hydrocarbon-based polymers provides access to functional polymers not readily available through bottom-up synthesis methods. Here, we demonstrate the oxyfunctionalisation of different styrenic and rubbery (co-)polymers using a well-established and robust manganese-based homogeneous catalyst, MnTACN, a 1,4,7-trimethyl-1,4,7-triazacyclononane ligand-bearing di-nuclear tri- μ -oxo bridged Mn(IV) compound, and hydrogen peroxide as a green oxidant. Using various grades of polystyrene (PS) and polybutadiene (PBD), we successfully oxyfunctionalised the polymer backbones with alcohol (PS and PBD), ketone (PS) and epoxide (PBD) functional groups. Under optimised conditions, total functionalisation degrees up to 5% for PS and 18% for PBD can be achieved. Next to the homopolymers, we also show oxyfunctionalisation degrees as high as 11%, of the butadiene-derived part of a styrene–butadiene–styrene block-co-polymer (SBS). These results underscore the versatility of a single catalytic system for the oxyfunctionalisation of various C–H bonds as well as the C=C bonds found in these commodity hydrocarbon polymers. Detailed analysis of the oxidised polymers before and after subsequent oxidative cleavage of the installed diol moieties on the PBD backbone suggest that the functional groups are randomly spaced along the polymer backbone. Moreover, this second oxidative cleavage also offers the possibility to selectively break down the polymer backbone after oxyfunctionalisation into a mixture of dialdehyde oligomers consisting of 4 up to 32 monomeric units. For PBD and low/mid M_w PS, oxyfunctionalisation coincided with minimal backbone cleavage or crosslinking, as evidenced by gel permeation chromatography (GPC). For the high molecular weight PS samples and SBS, GPC analysis

Organic Chemistry & Catalysis, Institute for Sustainable and Circular Chemistry, Faculty of Science, Utrecht University, Universiteitsweg 99, 3584 CG, Utrecht, The Netherlands. E-mail: a.a.thevenon-kozub@uu.nl; p.c.a.bruijninx@uu.nl

† Electronic supplementary information (ESI) available: The ESI contains experiments, oxidation reactions on polystyrene, polybutadiene and styrene–butadiene–styrene materials as well as NMR spectra, FTIR spectra and thermogravimetric analysis (TGA), differential scanning calorimetry (DSC) traces and gel permeation chromatography (GPC) traces. See DOI: <https://doi.org/10.1039/d5fd00093a>



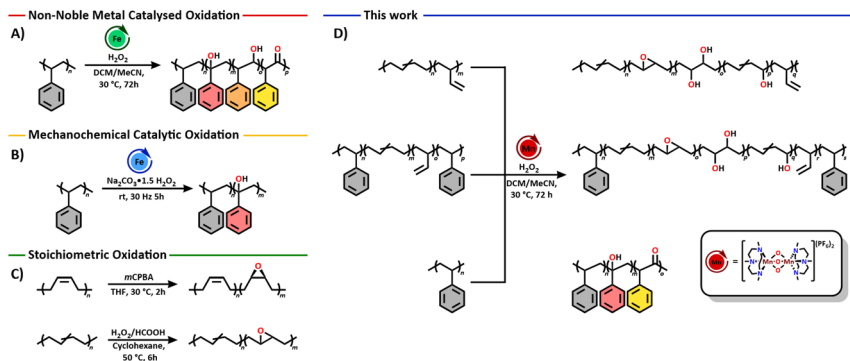
suggests that backbone cleavage is in contrast more pronounced upon oxyfunctionalisation. The thermal properties of the oxyfunctionalised materials are largely unchanged, with decomposition temperatures decreasing with increasing functionalisation degrees, but overall remaining in the high thermal stability regime.

Introduction

Commodity polymers made from hydrocarbons such as polystyrene (PS) and polybutadiene (PBD) have highly attractive properties, including their durability, being lightweight, and high processability.^{1,2} As a result, these styrenic and rubbery (co-)polymers are omnipresent in our daily lives. A common strategy to tune their bulk properties is to co-polymerise them with a co-monomer bearing a desired functionality. This is industrially applied *e.g.* in the production of copolymers of PS and PBD where the high flexibility of the PBD homopolymer is combined with the high tensile strength of the PS homopolymer. Combining the properties of the homopolymers results in co-polymers with extended property space, of which high impact polystyrene (HIPS) and styrene-butadiene-styrene (SBS) block-co-polymers are very prominent examples.³ While inclusion of more polar co-monomers is also desirable, such as in acrylonitrile-butadiene-styrene (ABS) co-polymers, the range of polar monomers suitable for co-polymerisation is limited. In particular, monomers bearing oxyfunctional groups are typically not compatible with the current polymerisation strategies.^{4–8} This is clearly an undesirable restriction on the chemical space accessible through bottom-up synthesis methods for styrenic and rubbery polymers. Alternative approaches to bottom-up instalment of polar functional groups to tailor the polymer properties, *i.e.* increase their compatibility in polymer blends or to install handles to promote controlled degradation for end-of-life, are therefore highly sought after. The nature of and degree to which the polar functional groups can be installed is a crucial parameter to change, control and fine-tune the bulk properties of polymers such as PS or PBD.⁹

Post-polymerisation modification (PPM) has emerged as a versatile late-stage strategy for expanding polymer chemical space.¹⁰ PPM has shown to be a powerful tool to oxyfunctionalise different types of hydrocarbon-based polymer backbones in a well behaved manner and enhance the polymeric properties without loss of the original desirable bulk properties of the starting polymer.^{11–17} For PS and PBD, homogeneously catalysed oxyfunctionalisation approaches are scarce, however. One of the few examples known for oxyfunctionalisation of PS is reported by McArthur and Baird using an iron *N,N'*-dimethyl-*N,N'*-bis(2-pyridylmethyl)-ethane-1,2-diamine system (Scheme 1A).¹⁶ This catalytic system showed controlled oxyfunctionalisation of low molecular weight PS ($M_w = 1.0$ kDa), installing 2° and 3° alcohol functional groups. Some of the secondary alcohols were subsequently oxidized to the corresponding ketones. In contrast, when PS with a high M_w (120 kDa) was used during the reaction, significant backbone crosslinking and cleavage (to a M_w of 26 kDa) was observed. More recently, Gupta and Sivaram demonstrated the solvent-free mechanochemical oxidation of low M_w models of PS and PP using an iron-tetra-amido macrocyclic ligand based catalyst.¹⁸ While reactivity was promising on low M_w polymer models, more industrially relevant high molecular weight polymer samples were





Scheme 1 (A) Non-noble metal catalysed oxidation of polystyrene.¹⁶ (B) Solvent-free mechanochemical catalytic oxidation of polystyrene.¹⁸ (C) Stoichiometric oxidation of polybutadiene by mCPBA and H₂O₂/formic acid.^{20,22} (D) This work on the oxidation of polystyrene and polybutadiene using a robust manganese oxidation catalyst.

not included (Scheme 1B). The oxidation of unsaturated bonds, such as those in PBD, has been explored with heterogeneous catalysts as well as with stoichiometric oxidants such as *m*-chloroperbenzoic acid (mCPBA) or hydrogen peroxide (H₂O₂)/formic acid (Scheme 1C).^{19,20} While for both approaches high epoxidation degrees of 5% up to 35% were achieved, no information was reported on any molecular weight changes after oxyfunctionalisation. Examples on oxidation of the unsaturated bonds in the backbone using homogeneous catalytic systems are scarce, and do not report on possible molecular weight changes either.²¹

Herein, we aimed to look into a robust and well-defined homogeneous catalyst with a first-row transition metal capable of oxidising both aliphatic C–H and unsaturated bonds in (un)saturated polyolefins. A catalytic system well known for such oxidative activity is the manganese-1,4,7-trimethyl-1,4,7-triazacyclononan (Mn(TACN)) catalyst which has been developed by Wiegardt *et al.*, as a biomimetic model of manganese-containing enzymes.²³ The Mn(TACN) catalytic system was thereafter extensively studied by Hage and co-workers, with H₂O₂ as the oxidant, patented by Unilever, and is nowadays still used in dishwasher tablets.^{24–26} The catalyst has shown to be highly active towards the oxidation of both small molecule alkanes such as cyclohexane and adamantane as well as alkenes such as styrene, cyclohexene and norbornene.^{26,27} This high oxidative activity makes this catalyst a highly interesting candidate for selective polymer functionalisation. Furthermore, the use of one catalyst for the oxidation of different types of C–H bonds in (un)saturated polyolefins, has not been reported up to now and is highly interesting when looking at the oxyfunctionalisation of copolymers, such as SBS, and chemo-selective functionalisation of mixed plastic wastes. Accordingly, we report the oxyfunctionalisation of PS, PBD and SBS using Mn(TACN) as a robust catalyst and hydrogen peroxide as a green oxidant (Scheme 1D). We show that alcohols, ketones and epoxides can be readily introduced, in functionalisation degrees up to 18%, after optimisation of the reaction using mild conditions with catalyst loadings of 5.0% for PS and as low as 0.03% for PBD. We demonstrate that the catalyst is active towards both PS and PBD homo- and copolymers and that the installed groups on the PBD backbone also offer potential for further exploitation in degradation strategies.



Results and discussion

To develop the oxyfunctionalisation PPM methodology for styrene and butadiene-based polymers, we first looked into a proper solvent system for the reaction. Typically, oxidation reactions catalysed by Mn(TACN) are run in water or acetonitrile (MeCN). However, oxyfunctionalisation does not proceed efficiently in these solvents as the polymers are not soluble and remain as a suspension. Typical solvents used for dissolution of styrenic and butadiene-based polymers are polar, non-protic halogenated solvents such as chloroform, dichloromethane and tetrachloroethane or tetrahydrofuran (THF). Of these, THF is not suitable as a solvent for the targeted oxidation reaction, considering its propensity to form potentially dangerous peroxides. We therefore used a combination of MeCN and dichloromethane (DCM) in a 3 : 7 (v/v) ratio as a suitable single-phase dual-solvent system. It enabled solubilisation of both the polymers and the catalyst, while maintaining the same catalytic activity and selectivity as with the traditional solvents for the oxidation of cyclohexane.

With the solvent system being set for the oxidation reactions of the polymeric materials we selected a set of styrene and butadiene-based homo- and co-polymers to investigate the PPM efficiency (Fig. 1). For PS, we explored the functionalisation of two well-defined commercial polymers (polystyrene low molecular weight (PSLMW) $M_w = 1.1$ kDa, $\bar{D} = 1.1$ and polystyrene mid molecular weight (PSMMW) $M_w = 23.9$ kDa, $\bar{D} = 1.0$) as well as the functionalisation of high molecular weight PS, representative of industrially produced materials (polystyrene high molecular weight (PSHMW), $M_w = >364$ kDa, $\bar{D} = 2.2$). To compare to PS, we looked at two different grades of PBD, one containing 80% *cis* and *trans* 1,4-type linkages and 20% vinyl 1,2-type linkages (PBD8020 $M_w = 10.7/22.8$ kDa, $\bar{D} = 1.1/1.0$) and the other containing 10% *cis* and *trans* 1,4-type linkages and 90% vinyl 1,2-type linkages (PBD1090 $M_w = 5.0$ kDa, $\bar{D} = 1.3$). Last, we used a commercial SBS containing 30 wt% styrene ($M_w = 15.5/89.5/190.6$ kDa, $\bar{D} = 1.0/1.0/1.0$) to study the effect of the oxyfunctionalisation on both monomer types present in one co-polymer.

Oxyfunctionalisation of polystyrene

We started off by exploring the catalytic activity of both the tri-oxo (1) and the mono-oxo-di-acetate (2) bridged analogues of the Mn(TACN) catalyst system (Scheme 2) on PSHMW. Analogue 1 is typically more active towards oxidation, while analogue 2 is more stable.²⁵ When testing both analogues, with dropwise

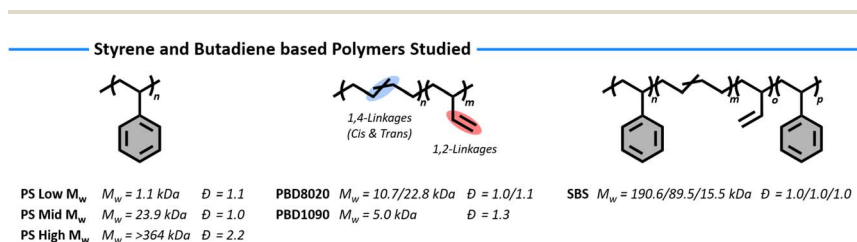
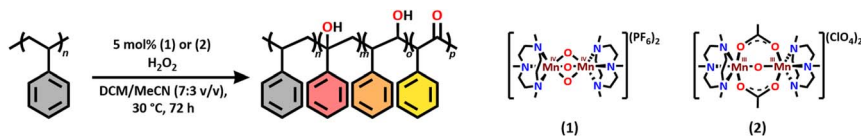


Fig. 1 Polystyrene, polybutadiene and styrene–butadiene–styrene block-co-polymers studied in this research with the corresponding molecular weights and dispersity.





Scheme 2 Oxyfunctionalisation of PSHMW using the tri-oxo (1) and mono-oxo-di-acetate (2) bridged analogues of MnTACN.

addition of the oxidant over the course of 1 h, only trace amounts of oxyfunctionalisation were observed with a 5 mol% catalyst loading of analogue 2, whereas analogue 1 effectively oxyfunctionalised PS under the same reaction conditions. This is in line with previous results demonstrating that the electrophilicity of the Mn(IV) species (1) is much higher than for the Mn(III) (2), making it a better catalyst for C–H bond activation.^{23,28} Control experiments showed that oxyfunctionalisation of PS does not occur in the absence of either the catalyst or H_2O_2 , indicating that both are essential for the reaction to proceed.

Oxyfunctionalisation of the PS backbone is evidenced in the ^1H NMR spectrum by a new broad resonance at 3.05 ppm, which has previously been assigned to a combination of alcohol functional groups and $\alpha\text{-CH}_2$ protons adjacent to a carbonyl group (Fig. 2A).^{16,18,29} This assignment is further supported by the FTIR spectrum of the oxidised polymer which shows new vibrations at 3450 cm^{-1} , corresponding to the O–H stretch of an alcohol, and at 1715 cm^{-1} , corresponding to a C=O stretch of a carbonyl (Fig. 2B). The $^1\text{H}^{13}\text{C}$ HMBC spectrum shows that

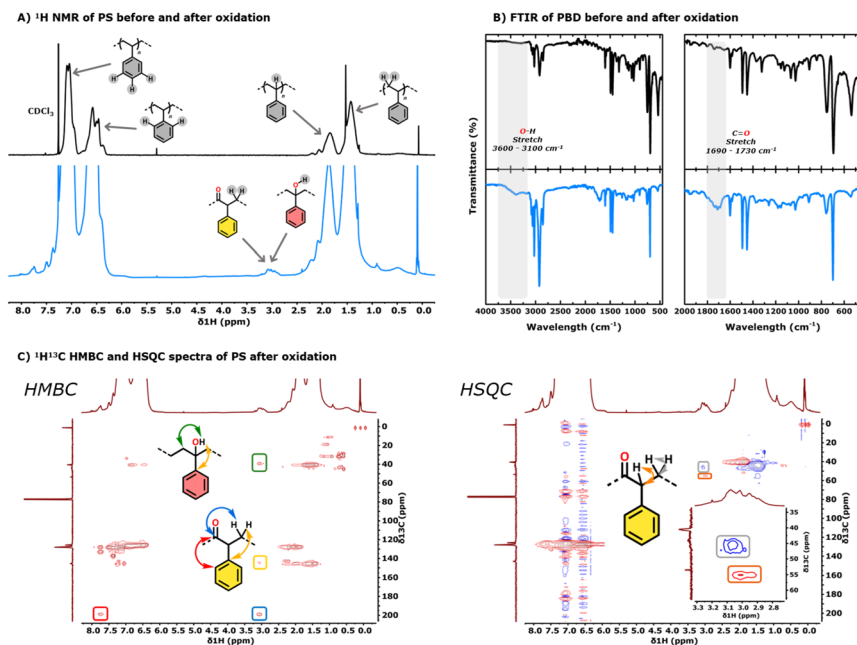


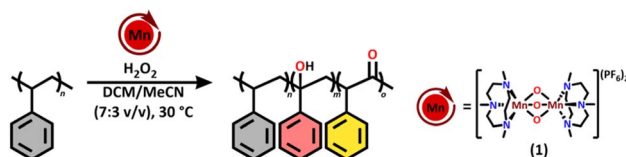
Fig. 2 (A) ^1H NMR spectra of unfunctionalised PS (black trace) and oxyfunctionalised PS (blue trace). (B) FTIR spectra of unfunctionalised PS (black trace) and oxyfunctionalised PS (blue trace). (C) $^1\text{H}^{13}\text{C}$ HMBC and HSQC spectra of oxyfunctionalised polystyrene.



the broad resonance at 3.05 ppm couples only with a secondary carbon adjacent to the alcohol at 39.4 ppm (Fig. 2C), indicating that alcohol functional groups are predominantly located on tertiary carbons (red-highlighted monomeric unit in Scheme 2). While oxyfunctionalisation also occurs at secondary positions (orange-highlighted monomeric unit in Scheme 2), these secondary alcohols are more prone to further oxidation to ketones. This is supported by the $^1\text{H}^{13}\text{C}$ HSQC spectrum (Fig. 2C), where the broad resonance at 3.05 ppm correlates with an α -CH carbon at 55.1 ppm and a β -CH₂ carbon at 45.3 ppm, consistent with a ketone-containing structure (yellow-highlighted monomeric unit in Scheme 2).^{18,29} The absence of new resonances at around 5 ppm in the ^1H NMR and 155 ppm in the ^{13}C NMR, as well as no coupling in the $^1\text{H}^{13}\text{C}$ 2D spectra in these regions, suggests that the phenyl rings are not oxidised.²⁶

Due to the signal overlap of the alcohol and carbonyl resonances at 3.05 ppm in the ^1H NMR, quantification of each individual type of functional group on the oxidised PS is challenging. As a result, only a range of the oxyfunctional groups installed can be provided. Integration of the resonance at ~ 3.05 ppm shows the presence of 1.8% to 3.7% oxyfunctional groups (FG%, *i.e.* per 100 monomers) after reaction with 5 mol% of catalyst (Table 1, entry 5). Reducing the catalyst loading of (1) to 1 mol%, decreased the degree of oxyfunctionalisation to 1.3–2.9% (Table 1, entry 4), while no oxyfunctionalisation occurred at 0.5 mol% loading (Table 1, entry 3).

Table 1 Investigation of the catalytic oxidation conditions on the oxyfunctionalisation of PS materials using the Mn(TACN)-tri-oxo-bridged analogue



Entry	Sample	Cat. (mol%)	Portions H ₂ O ₂ ^a	Reaction time (h)	^e FG%	Yield recovered material (%)
1	PSHMW	0	1	72	0	91
2	PSHMW	5	0	72	0	90
3	PSHMW	0.5	1	72	0	98
4	PSHMW	1	1	72	1.3–2.9	84
5	PSHMW	5	1	72	1.8–3.7	88
6 ^b	PSHMW	5	3	144	2.9–5.7	86
7 ^c	PSHMW	5	10	312	2.8–5.4	85
8 ^d	PSHMW	5	2	192	2.3–4.6	87
9	PSMMW	5	1	72	0.7–1.3	87
10 ^d	PSLMW	5	2	192	2.2–4.4	86

^a In total 6.0 equivalents of H₂O₂ were used in respect to the monomeric unit for each experiment. ^b 3 × 2.0 equivalents of H₂O₂ were added with a 24-hour time interval. ^c 10 × 0.6 equivalents of H₂O₂ were added with a 24 h time interval. ^d 2 × 3.0 equivalents of H₂O₂ were added with a 96 h time interval. ^e A range for the functionalisation degree (FG %) is presented due to signal overlap in ^1H NMR, hindering individual quantification of the alcohol and carbonyl.



Then, we looked into the effect of H_2O_2 addition methods while keeping the catalyst loading constant at 5 mol% and the total volume of oxidant unchanged. H_2O_2 is typically added slowly to the substrate and catalyst to avoid catalyst decomposition, unwanted H_2O_2 disproportionation and to thus provide controlled oxidation of the substrate with higher yields.^{16,30} To further slow the addition rate of H_2O_2 , the total volume was added dropwise in three portions, with 24-hour intervals between each. This slower addition method led to increased oxyfunctionalisation of PS, reaching 2.9–5.7% (Table 1, entry 6 and 7). Addition of even smaller portions (10×) at the same 24-hour intervals (Table 1, entry 7) did not further improve the degree of functionalisation (2.8–5.4%) but did demonstrate the good stability of the catalyst over the prolonged reaction time. A slightly lower FG% of 2.3–4.6% is observed when H_2O_2 is added in two larger portions with a 96-h interval (Table 1, entry 8).

The oxyfunctionalisation method proved applicable to PS samples of varying molecular weight. Oxidation of PSMMW resulted in a slightly lower FG% (0.7–1.3%) when the same oxidant ratio was added in a single portion (Table 1, entry 9). In contrast, the oxidation of PSLMW using the portion-wise addition method yielded a similar FG% (2.2–4.4%) to that observed for PSHMW (Table 1, entry 10). The observed FG% is comparable to the solvent-free hydroxylation approach by Sivaram and Gupta, where 4–6% FG% was observed on a low M_w PS.¹⁸ The work of the group of Baird demonstrated a higher FG% 10–20% on low M_w PS; however, backbone cleavage was also observed.¹⁶

Subsequently, we examined whether the oxyfunctionalised PS (OPS) retained the integrity of its backbone, specifically, whether backbone cleavage or cross-linking had occurred. GPC analysis shows no evidence of major backbone cleavage or crosslinking for OPSLMW (Table 2). The minor increase in molecular weight from 1.1 kDa to 1.4 kDa is attributed to the effect of the installed groups on the backbone, as the overall dispersity of the material is not significantly affected. In contrast, GPC analysis reveals a substantial decrease in molecular weight for both OPSMMW (23.9 kDa to 14.8 kDa) and OPSHMW (364 kDa to ~20 kDa), concomitant with an increase in dispersity (Table 2). The introduction of polar groups is known to potentially lead to secondary column interactions beyond size-based separation, such as electrostatic interactions with the stationary phase.^{31,32} To rule out this possibility, we conducted GPC analysis in various solvents and consistently observed a decrease in molecular weight, independently of the GPC

Table 2 Gel permeation chromatography (GPC) results of the oxyfunctionalised PS materials

Entry	Sample	FG%	M_w (kDa)	M_n (kDa)	D (M_w/M_n)
1	PSLMW	0	1.1	1.0	1.1
2	OPSLMW	2.2–4.4	1.4	1.2	1.2
3	PSMMW	0	23.9	23.2	1.0
4	OPSMW	0.7–1.3	16.8	12.2	1.4
5	PSHMW	0	>364.0	163.3	2.2
6	OPSHMW	2.9–5.7	14.7	5.9	2.5
7	OPSHMW	2.8–5.4	19.5	7.1	2.8
8	OPSHMW	2.3–4.6	17.0	6.3	2.7



Table 3 Thermal property results of the oxyfunctionalised PS materials

Entry	Sample	FG%	T_g (°C)	$T_{d(90 \text{ wt}\%)}$ (°C)
1	PSLMW	0	37.5	396.4
2	OPSLMW	2.2–4.4	51.3	322.6
3	PSHMW	0	104.6	404.1
4	OPSHMW	2.9–5.7	104.8	341.5
5	OPSHMW	2.8–5.4	104.6	348.8
6	OPSHMW	2.3–4.6	104.7	335.2

eluent (CHCl_3 , THF, DMF, and DMF with 10% LiCl). This suggests that the decrease in molecular weight is not due to changes in the polymer's hydrodynamic volume or solvation effects induced by the polar groups, but rather due to actual chain scission. Since no small molecules or gaseous by-products are detected during the reaction, we suspect a random chain scission mechanism rather than chain-end cleavage, which would also be consistent with the observed increase in dispersity. Surprisingly, despite this apparent bond cleavage, additional end-groups, including aldehydes or carboxylic acids typically expected in such cases, are not detected by multinuclear 1D and 2D NMR spectroscopy. We are currently investigating these discrepancies further.

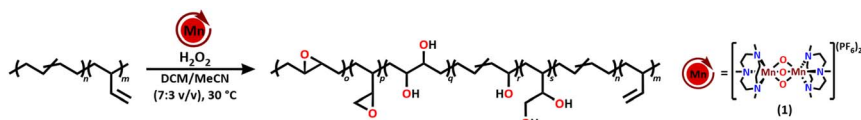
Analysis of the glass-transition temperature (T_g) of the OPS materials showed almost identical thermal properties compared to the parent polymers (Table 3). For the OPSHMW samples T_g is $\sim 10\text{--}15$ °C higher than expected given how the observed backbone cleavage would be expected to impact this parameter (see below).^{33,34} OPSLMW, which didn't suffer from backbone cleavage, showed an increase in T_g from 37.5 °C to 51.3 °C (Table 3), in line with previous research on low molecular weight PS.¹⁶ As typically observed in literature for polar group functionalised hydrocarbon polymers, the thermal decomposition ($T_{d(90 \text{ wt}\%)}$) of the oxidised polymers decreases with an increasing FG% compared to the parent polymeric material (Table 3). The decrease in molecular weight for the high M_w PS samples is also expected to assist here in a decrease in the observed T_d . As the $\Delta T_{d_{\text{max}}}$ is only ~ 70 °C, the oxyfunctionalised materials would still be thermally stable enough for use in various applications.

Oxyfunctionalisation of polybutadiene

Next to oxidation of aliphatic C–H bonds, Mn(TACN) is also known to convert unsaturated bonds to epoxides and diols.^{26,27} In MeCN the epoxides formed are typically less susceptible to ring opening and are therefore often the major product observed, while in more acidic media diol formation becomes preferred.^{35,36} As we used the same solvent system as for PS oxyfunctionalisation (PBD also did not dissolve in aqueous media), we expect minor epoxide hydrolysis. We first investigated the oxidation reaction on PBD8020 (Scheme 3), which contains three distinct types of unsaturated bonds in this polymer, potentially offering insight into the chemoselectivity of the catalyst.

Compared to PS, oxyfunctionalisation of PBD8020 was possible with a catalyst loading as low as 0.03 mol%. With this catalyst loading the ^1H NMR spectrum of the oxidised polymer shows two new broad resonances at 2.91 ppm and 2.67 ppm, attributed to the *cis* and *trans* epoxides, respectively (Fig. 3A).^{19,20} This is further





Scheme 3 Catalytic oxyfunctionalisation conditions tested on PBD using the tri-oxo bridged analogue of MnTACN.

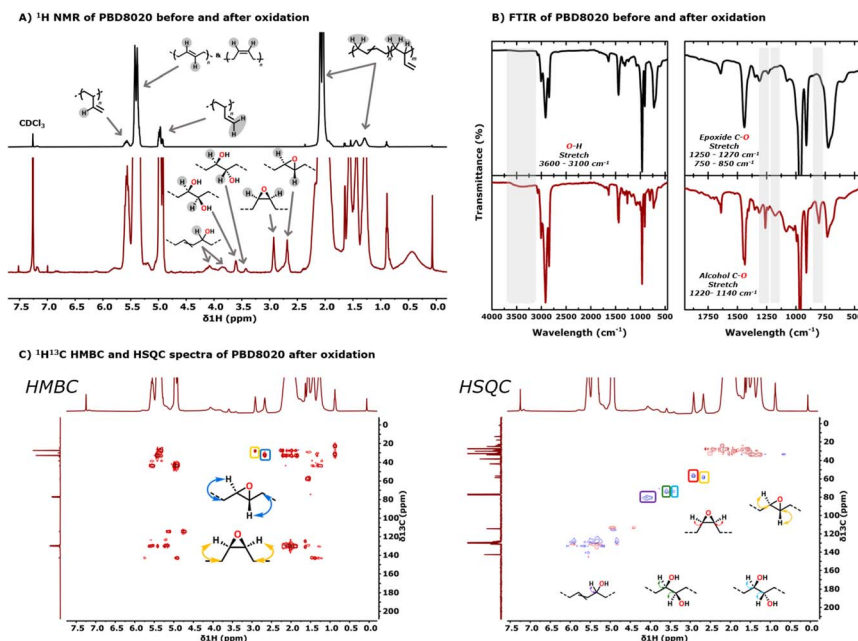


Fig. 3 (A) ^1H NMR spectra of unfunctionalised PBD8020 (black trace) and oxyfunctionalised PBD8020 (red trace). (B) FTIR spectra of unfunctionalised PBD8020 (black trace) and oxyfunctionalised PBD8020 (red trace). (C) $^1\text{H}^{13}\text{C}$ HMBC and HSQC spectra of oxyfunctionalised PBD8020.

supported by the $^1\text{H}^{13}\text{C}$ HMBC and $^1\text{H}^{13}\text{C}$ HSQC spectra where we observe the 2J -coupling of the epoxide protons with the neighbouring aliphatic carbons at 28.2 ppm for the *cis* epoxide and 32.1 ppm for the *trans* epoxide; and the 1J -coupling of the epoxide protons with tertiary carbons at 57.0 ppm for the *cis* epoxide and 59.0 ppm for the *trans* epoxide (Fig. 3C).^{19,22,37} Additionally, the formation of the epoxides is supported by the C–O vibration for an epoxide at $\sim 1260\text{ cm}^{-1}$ and 780 cm^{-1} in FTIR (Fig. 3B). Epoxidation of the terminal unsaturated bonds is surprisingly not observed as we do not detect a carbon resonance at $\sim 47\text{ ppm}$ or 1J -coupling in the epoxide region in ^1H NMR with such a lower carbon shift.³⁸ Additionally, we observe the appearance of two sets of resonances at 3.60 ppm and 3.41 ppm in ^1H NMR corresponding to the *cis* and *trans* diol, most likely formed by *cis*-dihydroxylation and ring opening of the epoxides, respectively.^{39–41} This is further supported by the observed 1J -coupling of the diol protons with tertiary carbons at 74.6 ppm in $^1\text{H}^{13}\text{C}$ -HSQC. Lastly, we observe two





Table 4 Investigation of the catalytic oxidation conditions on the oxyfunctionalisation of PBD materials

Entry	Sample	Cat. (mol%)	Portions H ₂ O ₂ ^a	Reaction time (h)	FG _{cis-epoxide} %	FG _{trans-epoxide} %	FG _{cis-diol} %	FG _{trans-diol} %	FG _{allylic-OH} %	FG _{total} %	Yield recovered material (%)
1	PBD8020	0	1	72	0	0	0	0	0	0	93
2	PBD8020	0.03	0	72	0	0	0	0	0	0	94
3	PBD8020	0.03	1	72	0.4	0.9	0.1	0.03	1.2	2.6	87
4 ^b	PBD8020	0.03	3	144	1.3	3.5	0.6	0.3	9.6	15.2	84
5 ^c	PBD8020	0.03	2	192	2.3	4.2	0.7	0.3	10.4	17.9	86
6 ^b	PBD1090	0.03	3	144	0	0	0	0	0	0	89

^a In total 2.0 equivalents of H₂O₂ were used in respect to the monomeric unit for each experiment. ^b 3 × 0.67 equivalents of H₂O₂ were added with a 24-hour time interval. ^c 2 × 1.0 equivalents of H₂O₂ were added with a 96 h time interval.

new resonances at 4.07 ppm and 3.84 ppm, assigned to a secondary alcohol α to the unsaturated bond as a result of allylic oxidation or possible migration of the unsaturated bond.^{42,43} This assignment is further supported by the observed 1J -coupling of the protons with a tertiary carbon at 80.5 ppm in $^1\text{H}^{13}\text{C}$ HSQC and by the O–H stretch at $\sim 3450\text{ cm}^{-1}$ and the C=C stretches at $\sim 1650\text{ cm}^{-1}$. There is no indication for over-oxidation of the alcohol groups to carbonyls, as a typical resonance at $\sim 200\text{ ppm}$ in ^{13}C NMR nor a 2J or 3J coupling is not observed in $^1\text{H}^{13}\text{C}$ HMBC. This is further supported by the FTIR spectrum, in which C=O vibrations are not observed at $\sim 1720\text{ cm}^{-1}$. Additionally, no resonances for oxyfunctionalisation are observed in the absence of the catalyst or hydrogen peroxide.

Integrating the resonances for the epoxides, diols and allylic alcohol, shows that the epoxides ($\text{FG}_{\text{cis-epoxide}} = 0.4\%$ $\text{FG}_{\text{trans-epoxide}} = 0.9\%$) and the allylic alcohol ($\text{FG}_{\alpha\text{-OH}} = 1.2\%$) are predominantly formed. Next to that, we observe minor *cis*-dihydroxylation ($\text{FG}_{\text{cis-diol}} = 0.1\%$) and trace amounts of ring opening of the *trans* epoxide to the *trans*-diol ($\text{FG}_{\text{trans-diol}} = 0.03\%$), making the $\text{FG}_{\text{total}} = 2.6\%$ (Table 4, entry 3). Similarly to the functionalisation of PS we observe a significant increase of the $\text{FG}_{\text{total}}\%$ from 2.6% to 15.2% when the H_2O_2 is added portion wise to the reaction mixture instead of in 1 batch using the same catalyst loading (Table 4, entry 4). This increase in oxyfunctionalisation is predominantly caused by an increase in allylic alcohol formation. Such allylic oxidation typically occurs at high H_2O_2 concentrations, which is in line with our observations when H_2O_2 is added in two portions with a 96 h interval.⁴⁴ Under the latter conditions, $\text{FG}_{\alpha\text{-OH}}$ increases further to 10.4% and the $\text{FG}_{\text{total}}\%$ increases up to 17.9% (Table 4, entry 5).

The absence of functionalisation of the terminal double bonds in PBD8020 is somewhat surprising given that the catalyst is known to oxidise terminal alkenes such as those in 2,4-dimethyl-1-heptene.⁴⁴ This prompted us to investigate this further using a different grade of PBD, namely PBD1090, which contains 10% *cis* and *trans* 1,4-type linkages and 90% vinyl 1,2-type linkages. When subjected to the same reaction conditions as PBD8020, no oxyfunctionalisation of PBD1090 was observed by ^1H NMR. This may be due to the lower electron density of these double bonds or their limited accessibility, potentially caused by chain folding that hinders catalyst access (Table 4, entry 6).^{19,25}

Rewardingly, GPC analysis of the oxyfunctionalised PBD8020 shows no evidence for any (major) undesired backbone cleavage (nor crosslinking) of the materials (Table 5). Additionally, there is no indication of the formation of smaller alkane or alkene fragments by NMR, which emphasises the well-behaved oxidation of these unsaturated polymers.

Table 5 Gel permeation chromatography (GPC) and thermogravimetric analysis (TGA) of the oxyfunctionalised PBD materials

Entry	Sample	FG%	M_w (kDa)	M_n (kDa)	$D (M_w/M_n)$	$T_{d(90\text{ wt}\%)}$ ($^{\circ}\text{C}$)
1	PBD8020	0	10.7/22.8	10.1/22.0	1.1/1.0	406.6
2	OPBD8020	2.6	10.0/29.1	7.9/25.5	1.3/1.1	392.2
3	OPBD8020	15.2	10.2/31.9	8.3/27.5	1.2/1.2	366.2
4	OPBD8020	17.9	9.7/29.4	7.7/25.6	1.2/1.1	350.1



The thermal properties, similar to PS, showed the $T_{d(90\text{ wt}\%)}$ decreases upon (increasing) oxyfunctionalisation of the polymer backbone. The largest $T_{d(90\text{ wt}\%)}$ decrease of 56.5 °C is observed for the material bearing a $\text{FG}_{\text{Total}} = 17.9\%$. Comparison of our results with previously reported related polyenes containing similar allyl alcohol groups or PBDs with high epoxy $\text{FG}\%$ ($\geq 26\%$ epoxy groups), suggests that the presence of the allyl alcohol groups is the primary factor responsible for decreasing thermal stability; epoxy groups are not thought to significantly affect the polymers' stability.^{43,45} Unfortunately, the T_g 's of the OPBD8020 polymers could not be measured as they are outside of the range accessible with our DSC. Based on previous work on related oxyfunctionalised polyenes and PBDs, we expect the T_g of the OPBD8020 materials to increase with increasing oxyfunctionalisation, as polar groups such as alcohols, ketones and epoxides enhance intermolecular interactions and increase the backbone rigidity.^{43,45}

Oxyfunctionalisation of the SBS block-co-polymer

Encouraged by the oxyfunctionalisation of PS and PBD8020, we lastly investigated the functionalisation of a styrene–butadiene–styrene (SBS) block-co-polymer, with 30 wt% styrene, to explore the chemoselectivity of the catalyst in the presence of both aliphatic and unsaturated C–H bonds. A catalyst loading of 1 mol% was used, so that oxyfunctionalisation of both the styrene and the butadiene blocks could be expected (Fig. 4A). After subjecting the SBS polymer to the oxidation

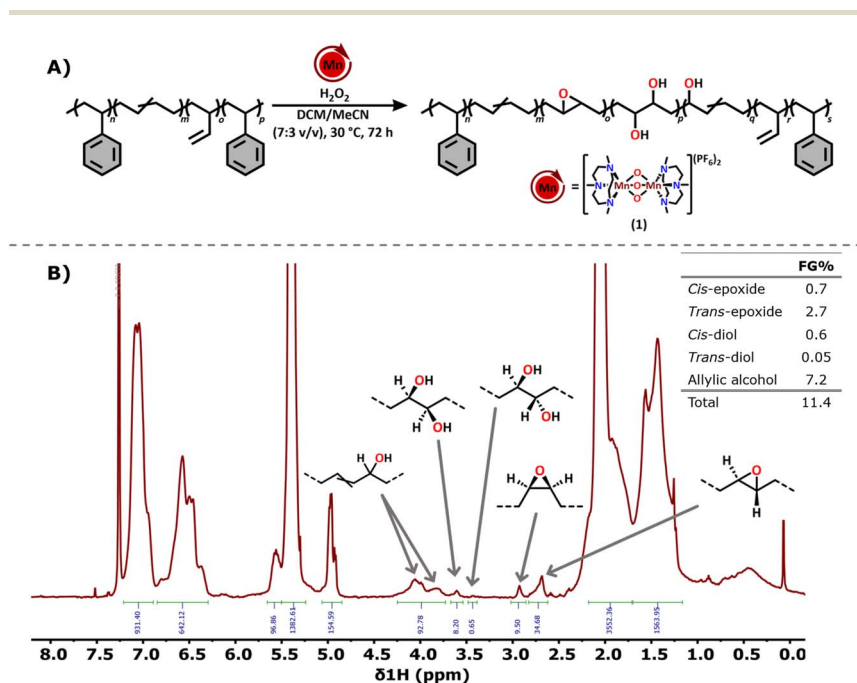


Fig. 4 (A) Catalytic oxyfunctionalisation conditions tested on SBS using the tri-oxo (1) bridged analogue of MnTACN. (B) ^1H NMR spectrum after the oxyfunctionalisation of styrene–butadiene–styrene (SBS) block-co-polymer, with the corresponding FG% of each installed oxyfunctional group.



Table 6 Gel permeation chromatography (GPC) and thermogravimetric analysis (TGA) of the oxyfunctionalised SBS materials

Entry	Sample	FG%	M_w (kDa)	M_n (kDa)	$D (M_w/M_n)$	$T_{d(90 \text{ wt}\%)} (^\circ\text{C})$
1	PS-PBD-PS	0	190.6/89.5/15.5	183.6/87.9/15.2	1.0/1.0/1.0	407.2
2	PS-OPBD-PS	11.4	22.7	18.7	1.2	377.9

conditions, with hydrogen peroxide having been added dropwise in one batch, the ^1H NMR and $^1\text{H}^{13}\text{C}$ 2D NMR data show that the butadiene block was selectively oxidised while the styrene block remained untouched (Fig. 4B). Similar to PBD8020, a high selectivity towards the *trans* epoxide (2.7%) and the allylic alcohol (7.2%) was observed, with minor amounts of *cis* epoxide (0.7%) and *cis*-diol (0.6%) also being detected as well as a trace amount of the *trans*-diol as a result of ring opening of the *trans* epoxide (0.05%). Taken together, this amounts to an overall FG_{total} of 11.4%.

Similar to the results observed for PS, GPC analysis of the modified SBS revealed a significant decrease in molecular weight after oxyfunctionalisation (Table 6), which could be attributed to backbone cleavage in the PS block. However, consistent with previous observations, no gaseous products, small molecule formation, nor appearance of additional end groups could be detected by NMR spectroscopy, findings that contradict the GPC results. We are currently investigating this in more detail. The thermal decomposition temperature of the oxyfunctionalised SBS decreased similar to the PS and PBD homopolymers by 29 $^\circ\text{C}$ as a result of the installed functional groups as well as the backbone cleavage. Also, for the (modified) SBS, any changes in T_g could unfortunately not be measured, as this parameter is again also not accessible with our equipment. As noted above, an increase in T_g compared to the unfunctionalised polymer would be expected.

Backbone cleavage of oxyfunctionalised polybutadiene

Finally, we looked into a possible upcycling or degradation strategy by oxidative cleavage of the diol motifs installed on PBD.²⁰ Such a cleavage procedure would also provide insight into the spacing of the oxyfunctional groups through analysis of the resulting products mixture. To this end, we first opened the epoxides using sulfuric acid (H_2SO_4) to generate the corresponding diols (Fig. 5A). These diols were then cleaved to aldehydes using sodium periodate (NaIO_4) in the presence of tetrabutylammonium hydrogen sulfate (TBAHS) as a phase transfer catalyst. Monitoring the reaction, the diol resonance at ~ 3.5 ppm in ^1H NMR spectrum disappeared, while new signals emerged: a broad resonance at 9.75 ppm, a triplet at 2.48 ppm and a multiplet at 2.33 ppm, features characteristic of aldehydes (Fig. 5B). This is further supported by ^{13}C NMR and $^1\text{H}^{13}\text{C}$ HMBC spectra, which show a new resonance for a quaternary carbon at 202.5 ppm coupling to ^1H signals at 2.48 ppm and 2.33 ppm. As no gas formation, pressure build up, or resonances indicative of carboxylic acid were observed, we concluded that over-oxidation does not occur under these conditions.

Having confirmed that the backbone is cleaved, we analysed the backbone length of the obtained di-aldehyde fractions. NMR analysis did not allow



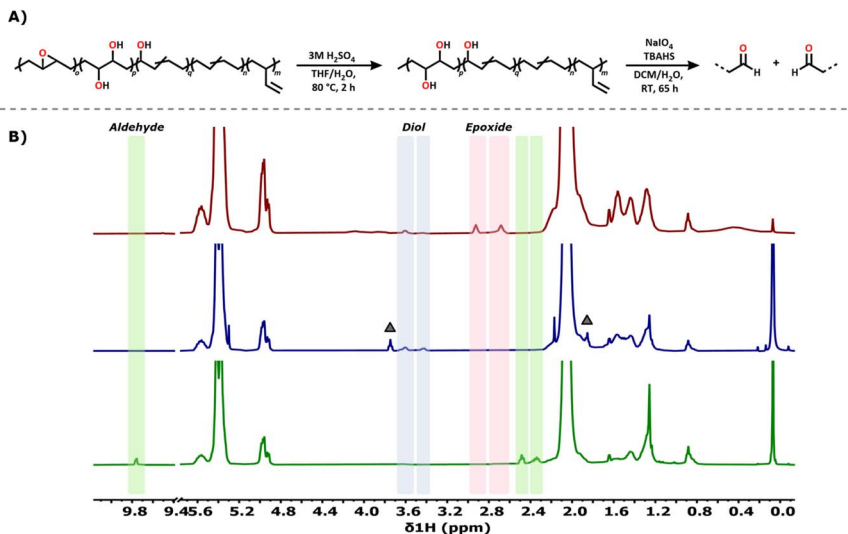


Fig. 5 (A) Ring-opening of the epoxides installed on the PBD backbone using sulfuric acid and subsequent oxidative cleavage of the diol-moieties. (B) ^1H NMR spectra of oxyfunctionalised PBD8020 (red trace), fully alcohol functionalised PBD8020 after ring opening of the epoxides (blue trace) and oxidatively cleaved PBD8020 to di-aldehydes (green trace). The Δ in the blue trace is residual THF.

determination of the backbone lengths of the di-aldehyde products due to signal overlap. GPC analysis did offer insight into the distribution of di-aldehydes, as multiple peaks were detected of decreasing backbone length compared to its parent PBD polymer. The minor high M_w fractions range from 10.0 kDa to 4.0 kDa and major backbone lengths range from ~ 1.7 kDa to 200 Da. We expect that smaller di-aldehyde fractions, *i.e.* lower than 200 Da, are formed as well, but cannot be detected on the particular GPC column used. As the sample still contained high molecular weight backbone fragments, GC analysis of low molecular weight di-aldehyde fractions was unfortunately not possible. Nevertheless, the observed decrease in molecular weight by GPC suggests that the installed functional groups are randomly distributed on the PBD backbone with a spacing ranging from 4 up to 32 monomeric units and that the oxyfunctional groups might not be evenly distributed on all polymer chains. The oxidative decomposition strategy does open possibilities for chemical degradation of PBD backbone materials and might allow for selective recycling of butadiene-bearing copolymers.

Conclusion

Mn(TACN) has been shown to effectively oxyfunctionalise a range of styrene- and butadiene-based polymers using hydrogen peroxide as a green oxidant. With this robust and versatile catalyst, we were able to install various oxygen-containing functional groups on the polymer backbones under mild reaction conditions. High degrees of oxyfunctionalisation were achieved, with FG_{total} values reaching



up to 17.9% for PBD, 5.7% for PS, and 11.4% for SBS. Hydroxyl and ketone groups were introduced to PS, while epoxides, alcohols and diols could be installed on PBD and selective oxyfunctionalisation of butadiene in SBS is achieved. For the latter, selectivity was notably high towards the *trans*-epoxide and allylic alcohol. Oxyfunctionalisation did not affect the thermal properties of the polymeric materials much, with the biggest impact being on the thermal decomposition which was lowered by 30 °C to 70 °C depending on the extent of functional group decoration. GPC analysis confirms that the oxidation of PBD and low molecular weight PS does not result in significant backbone cleavage or crosslinking, whereas the data suggests backbone cleavage in the high molecular weight PS and SBS samples.

The modified polymers offer various opportunities for further PPM and depolymerisation, as demonstrated by the clean conversion of the epoxides on PBD to diols by simple ring opening with a strong acid and the subsequent selective oxidative cleavage of the backbone through the installed diol motifs. Analysis of the backbone cleavage products suggests that the oxyfunctional groups are randomly spaced on the polymer backbone. More generally, the effective scission of the oxidised PBD opens possibilities for recycling of butadiene-based polymers.

Data availability

The data related to the work described in this paper is available in the Yoda repository using the following link: <https://doi.org/10.24416/UU01-982M0E>.

Author contributions

Project design was done by M. Otten, A. Thevenon and P. C. A. Bruijninx. Synthesis, characterisation, thermal property analysis and gel permeation chromatography (GPC) experiments were performed by M. Otten, J. Hendriks and N. Kalános. All authors discussed the results and assisted during manuscript preparation.

Conflicts of interest

There are no conflicts to declare.

Acknowledgements

We kindly acknowledge Prof. Dr R. Hage and CATExcel BV. for providing the catalyst used in this research. We would also like to kindly acknowledge M. van Steenberg for his assistance with the GPC measurements. This project was funded by the Advanced Research Centre for Chemical Building Blocks, ARC CBBC, which is co-founded and co-financed by the Dutch Research Council (NWO) and the Netherlands Ministry of Economic Affairs and Climate Policy. A. Thevenon thanks the Dutch Research Council (NWO) for funding *via* VENI Grant (Veni.212.039).



References

- 1 C. W. S. Yeung, J. Y. Q. Teo, J. Loh and J. Y. C. Lim, Polyolefins and Polystyrene as Chemical Resources for a Sustainable Future: Challenges, Advances, and Prospects, *ACS Mater. Lett.*, 2021, **3**(12), 1660–1676.
- 2 B. Zhao, Z. Hu, Y. Sun, R. Hajiayi, T. Wang and N. Jiao, Selective Upcycling of Polyolefins into High-Value Nitrogenated Chemicals, *J. Am. Chem. Soc.*, 2024, **146**, 28605–28611.
- 3 S. Koltzenburg, M. Maskos, and O. Nuyken, *Polymer Chemistry*, Springer-Verlag Berlin Heidelberg, 2017.
- 4 A. J. Martín, C. Mondelli, S. D. Jaydev and J. Pérez-Ramírez, Catalytic Processing of Plastic Waste on the Rise, *Chem*, 2021, **7**(6), 1487–1533.
- 5 N. M. G. Franssen, J. N. H. Reek and B. de Bruin, Synthesis of Functional ‘Polyolefins’: State of the Art and Remaining Challenges, *Chem. Soc. Rev.*, 2013, **42**(13), 5809–5832.
- 6 H. Mu, G. Zhou, X. Hu and Z. Jian, Recent Advances in Nickel Mediated Copolymerization of Olefin with Polar Monomers, *Coord. Chem. Rev.*, 2021, **435**, 213802.
- 7 L. S. Boffa and B. M. Novak, Copolymerization of Polar Monomers with Olefins Using Transition-Metal Complexes, *Chem. Rev.*, 2000, **100**(4), 1479–1493.
- 8 J. Chen, Y. Gao and T. J. Marks, Early Transition Metal Catalysis for Olefin–Polar Monomer Copolymerization, *Angew. Chem.*, 2020, **132**(35), 14834–14843.
- 9 S. Mecking, Olefin Polymerization by Late Transition Metal Complexes - A Root of Ziegler Catalysts Gains New Ground, *Angew. Chem., Int. Ed.*, 2001, **40**(3), 534–540.
- 10 J. B. Williamson, S. E. Lewis, R. R. Johnson, I. M. Manning and F. A. Leibfarth, C–H Functionalisation of Commodity Polymers, *Angew. Chem.*, 2019, **58**(26), 8654–8668.
- 11 T. J. Fazekas, J. W. Alty, E. K. Neidhart, A. S. Miller, F. A. Leibfarth and E. J. Alexanian, Diversification of Aliphatic C–H Bonds in Small Molecules and Polyolefins through Radical Chain Transfer, *Science*, 2022, **375**(6580), 545–550.
- 12 J. X. Shi, N. R. Ciccía, S. Pal, D. D. Kim, J. N. Brunn, C. Lizandara-pueyo, M. Ernst, A. M. Haydl, P. B. Messersmith, B. A. Helms and J. F. Hartwig, Chemical Modification of Oxidized Polyethylene Enables Access to Functional Polyethylenes with Greater Reuse, *J. Am. Chem. Soc.*, 2023, **145**(39), 21527–21537.
- 13 M. Otten, I. Klein Gebbink, P. J. Schara, Ž. Tomović, M. Lutz, P. C. A. Bruijninx and A. Thevenon, Post-Polymerization Modification of Polyethylene through Photochemical Oximation and Consecutive Ketonization, *J. Am. Chem. Soc.*, 2025, **147**(26), 22827–22838.
- 14 Y. Kondo, D. García-Cuadrado, J. F. Hartwig, N. K. Boan, N. L. Wagner and M. A. Hillmyer, Rhodium-Catalyzed, Regiospecific Functionalization of Polyolefins in the Melt, *J. Am. Chem. Soc.*, 2002, **124**(7), 1164–1165.
- 15 N. K. Boan and M. A. Hillmyer, Selective and Mild Oxyfunctionalization of Model Polyolefins, *Macromolecules*, 2003, **36**(19), 7027–7034.
- 16 S. McArthur and M. C. Baird, Oxyfunctionalization of Polystyrene by Hydrogen Peroxide Using Non-Heme Iron Catalysts, *Eur. Polym. J.*, 2014, **55**(1), 170–178.



- 17 G. Miyake, X. Liu, Z. Hu, B. S. Portela, E. M. Rettner, A. Pineda, J. Miscall, N. A. Rorrer, A. T. Krummel and R. S. Paton, Photooxidation of Polyolefins to Produce Materials with In-Chain Ketones and Improved Materials Properties, *Angew. Chem., Int. Ed.*, 2024, e202418411.
- 18 D. Chatterjee, A. Sajeevan, S. Jana, R. S. Birajdar, S. H. Chikkali, S. Sivaram and S. S. Gupta, Solvent-Free Hydroxylation of Unactivated C-H Bonds in Small Molecules and Macromolecules by a Fe Complex, *ACS Catal.*, 2024, **14**(9), 7173–7181.
- 19 M. M. A. Nikje and H. Hajifatheali, Performance of Dimethyl Dioxirane/Nano-TiO₂ on Epoxidation of Polybutadiene and Hydroxyl Terminated Polybutadiene, *J. Elastomers Plast.*, 2013, **45**(5), 457–469.
- 20 P. Berto, S. Grelier and F. Peruch, Controlled Degradation of Polyisoprene and Polybutadiene: A Comparative Study of Two Methods, *Polym. Degrad. Stab.*, 2018, **154**, 295–303.
- 21 A. N. Ajjou and H. Alper, Catalytic Oxidation of Polybutadienes Based on a Wacker-Type Reaction, *Macromolecules*, 1996, **29**(15), 5072–5074.
- 22 Q. Zhou, S. Jie and B.-G. Li, Preparation of Hydroxyl-Terminated Polybutadiene with High Cis-1,4 Content, *Ind. Eng. Chem. Res.*, 2014, **53**(46), 17884–17893.
- 23 K. Wiegardt, U. Bossek, B. Nuber, J. Weiss, J. Bonvoisin, M. Corbella, S. E. Vitols and J. J. S. Girerd, Crystal Structures, Reactivity, and Magnetochemistry of a Series of Binuclear Complexes of Manganese(II), -(III), and -(IV) of Biological Relevance. The Crystal Structure of [L'Mn^{IV}(μ-O)₃Mn^{IV}L'] (PF₆)₂·H₂O Containing an Unprecedented Short Mn-Mn Distance of 2.296 Å, *J. Am. Chem. Soc.*, 1988, **110**(22), 7398–7411.
- 24 R. Hage, J. E. Iburg, J. Kerschnert, J. H. Koek, E. L. M. Lempers, S. W. Russell, T. Swarthoff, M. R. P. van Vliet, J. B. Warnaar, L. v. d. Wolf and B. Krijnen, Efficient Manganese Catalysts for Low-Temperature Bleaching, *Nature*, 1994, **369**, 637–639.
- 25 J. B. Kasper, J. D. Steen, R. Hage and W. R. Browne, Mechanisms in Manganese Oxidation Catalysis with 1,4,7-Triazacyclononane Based Ligands, *Adv. Inorg. Chem.*, 2021, **78**, 143–182.
- 26 R. Hage and A. Lienke, Applications of Transition-Metal Catalysts to Textile and Wood-Pulp Bleaching, *Angew. Chem., Int. Ed.*, 2005, **45**(2), 206–222, DOI: [10.1002/anie.200500525](https://doi.org/10.1002/anie.200500525).
- 27 D. de Vos, J. Meinershagen and T. Bein, Oxidation of Olefins and Alkanes with Various Peroxide Catalyzed by Triamine Containing Manganese Faujasites, *Stud. Surf. Sci. Catal.*, 1997, **105**, 1069–1076.
- 28 V. B. Romakh, B. Therrien, G. Süss-Fink and G. B. Shul'pin, Dinuclear Manganese Complexes Containing Chiral 1,4,7-Triazacyclononane-Derived Ligands and Their Catalytic Potential for the Oxidation of Olefins, Alkanes, and Alcohols, *Inorg. Chem.*, 2007, **46**(4), 1315–1331.
- 29 C. Obuah, M. K. Ainooson, S. Boltina, I. A. Guzei, K. Nozaki and J. Darkwa, Ethylene and Styrene Carbon Monoxide Copolymerization Catalyzed by Pyrazolyl Palladium(II) Complexes, *Organometallics*, 2013, **32**(4), 980–988.
- 30 J. B. Kasper, L. Vicens, C. M. de Roo, R. Hage, M. Costas and W. R. Browne, Reversible Deactivation of Manganese Catalysts in Alkene Oxidation and H₂O₂ Disproportionation, *ACS Catal.*, 2023, **13**(9), 6403–6415.
- 31 B. Trathnigg, Determination of MWD and Chemical Composition of Polymers by Chromatographic Techniques, *Prog. Polym. Sci.*, 1995, **20**(4), 615–650.



- 32 E. Uliyanchenko, S. van der Wal and P. J. Schoenmakers, Challenges in Polymer Analysis by Liquid Chromatography, *Polym. Chem.*, 2012, **3**(9), 2313–2335.
- 33 Hitachi High-Tech Science Corporation, *DSC Measurements of PS – The Effects of Molecular Weight on Glass Transition*, 1995.
- 34 C. J. Ellison, M. K. Mundra and J. M. Torkelson, Impacts of Polystyrene Molecular Weight and Modification to the Repeat Unit Structure on the Glass Transition-Nanoconfinement Effect and the Cooperativity Length Scale, *Macromolecules*, 2005, **38**(5), 1767–1778.
- 35 J. W. De Boer, W. R. Browne, S. R. Harutyunyan, L. Bini, T. D. Tiemersma-Wegman, P. L. Alsters, R. Hage and B. L. Feringa, Manganese Catalysed Asymmetric *Cis*-Dihydroxylation with H₂O₂, *Chem. Commun.*, 2008, 3747–3749.
- 36 D. E. de Vos, B. F. Sels, M. Reynaers, Y. V. Subba Rao and P. A. Jacobs, Epoxidation of Terminal or Electron-Deficient Olefins with H₂O₂, Catalysed by Mn-Trimethyltriazacyclonane Complexes in the Presence of an Oxalate Buffer, *Tetrahedron Lett.*, 1998, **39**(20), 3221–3224.
- 37 M. M. A. Nikje and Z. Mozaffari, Polybutadiene and Hydroxyl-Terminated Polybutadiene Epoxidation Using in Situ-Generated Dimethyl Dioxirane (DMD)/Transition Metal Salts Complex, *Des. Monomers Polym.*, 2008, **11**(3), 271–281.
- 38 D. R. Paulson, F. Y. N. Tang, G. F. Moran, A. S. Murray, B. P. Pelka and E. M. Vasquez, Carbon-13 Nuclear Magnetic Resonance Spectroscopy Quantitative Correlations of the Carbon Chemical Shifts of Simple Epoxides, *J. Org. Chem.*, 1975, **40**(2), 184–186.
- 39 C. J. Oswood and D. W. C. MacMillan, Selective Isomerization *via* Transient Thermodynamic Control: Dynamic Epimerization of *Trans* to *Cis* Diols, *J. Am. Chem. Soc.*, 2022, **144**(1), 93–98.
- 40 K. Fujii, K. Mitsudo, H. Mandai and S. Suga, Hydrogen Bonding-Assisted Enhancement of the Reaction Rate and Selectivity in the Kinetic Resolution of d,l-1,2-Diols with Chiral Nucleophilic Catalysts, *Adv. Synth. Catal.*, 2017, **359**(16), 2778–2788.
- 41 Y. Ren, Q. Gao, C. Zhou, Z. Wei, Y. Zhang and Y. Li, Facile Synthesis of Well-Defined Linear-Comb Highly Branched Poly(ϵ -Caprolactone) Using Hydroxylated Polybutadiene and Organocatalyst, *RSC Adv.*, 2015, **5**, 27421–27430.
- 42 Y. Cao, K. Dev Sayala, P. L. Gamage, R. Kumar and N. V. Tsarevsky, Synthesis of Fluorine-Containing Polymers by Functionalization of *Cis*-1,4-Polyisoprene with Hypervalent Iodine Compounds, *Macromolecules*, 2025, **53**, 8020–8031.
- 43 L. S. Cooke and A. V. Zhukhovitskiy, Directed Dihydroxylation of a Poly(Cyclooctadienol) toward Densely-Hydroxylated Polyol Adhesives, *Polym. Chem.*, 2025, **16**, 2128–2132.
- 44 P. Saisaha *Manganese Catalysed Oxidations with Hydrogen Peroxide*, Rijksuniversiteit Groningen, 2012.
- 45 J. Y. Choi, J. K. Lee, Y. You and W. H. Park, Epoxidized Polybutadiene as a Thermal Stabilizer for Poly(3-Hydroxybutyrate). I. Effect of Epoxidation on the Thermal Properties of Polybutadiene, *Fibers Polym.*, 2002, **3**(3), 109–112.

