

PAPER

[View Article Online](#)
[View Journal](#) | [View Issue](#)

Cite this: *Org. Biomol. Chem.*, 2024, **22**, 5850

Received 2nd May 2024,
Accepted 4th June 2024

DOI: 10.1039/d4ob00714j

rsc.li/obc

Highly (regio)selective hydroformylation of olefins using self-assembling phosphines†

Pierre Fablet,^a Maria Dolores Fernandez-Martinez,^b Anke Spannenberg,^a Haijun Jiao,^a Ralf Jackstell^{*a} and Matthias Beller^{ID} ^{*a}

New phosphines with self-assembling 6-pyridinone moieties were prepared, characterized, and examined in the hydroformylation of diverse olefins. Testing various known and novel ligands in the presence of [Rh(acac)(CO)₂] under industrially relevant conditions, the hydroformylation of 1-octene proceeds best with 6,6'-(phenylphosphanediy)bis(pyridin-2(1*H*)-one) (DPONP). Control experiments and modelling studies indicate dimerization of this ligand at higher temperatures (>100 °C). The optimal catalyst system is able to conserve high product linearity (>90%) for a broad range of olefins at industrially-employed temperatures at low ligand loading.

Introduction

Hydroformylation or oxo synthesis is unanimously regarded as one of the most important processes in homogeneous catalysis. Using syngas (CO/H₂), the volume of alkenes converted to high-value aldehydes is about 10 million metric tons per year.¹ Although numerous metals have been investigated,^{2,3} such as platinum,^{4,5} palladium,⁶ ruthenium⁷ and iridium,^{8,9} cobalt,^{10–12} as first discovered by Otto Roelen¹³ and rhodium^{14,15} catalysts remain most used by the industry.

As such, phosphine ligands have become a powerful and flexible factor to influence the activity, chemo- and regioselectivity of rhodium catalysts.^{16–18} Indeed, denticity,^{19,20} electronic²¹ and steric properties^{22,23} have been showed to have direct impact on the performance of the catalyst. While catalyst activity and reaction yield matter, an essential aspect of hydroformylation resides in regioselectivity of the reaction. It must be borne in mind that linear aliphatic aldehydes are typically of higher market demand and mixtures of regioisomers can lead to costly separation steps. Important issues for industrial applications are ligand degradation and catalyst deactivation. It is well precedented that phosphorus ligands can react, especially at higher temperatures (>130 °C), in undesired manners with aldehyde products, oxygen, water or hydroperox-

ides. A common solution to those challenges is to work in industrial processes with high to very high ligand-to-metal ratio (1:10–1:100). However, the cost of ligands can then become an important barrier for commercial viability.

Therefore, the development of new ligands and their investigation to modulate the catalytic activity continues to attract the interest of many scientists in academia and industry. In this respect, it is desirable to explore novel phosphines that can deliver high *n*-selectivity at low ligand-to-metal ratio, with minimal catalyst degradation at industrially relevant conditions.

In the past, numerous investigations focused on the variation of electronic properties of P-based ligands to achieve these goals. In contrast, the use of supramolecular chemistry has only been scarcely exploited as a tool to modulate the properties of phosphines.^{24–29} As an example in hydroformylation catalysis, Breit and co-workers introduced self-assembling monodentate ligands based on the 6-pyridinone moiety.³⁰ Under catalytic conditions, these monodentate phosphines behave like bidentate ligands leading to excellent regioselectivity at low temperature and pressure.³¹ More recently, the groups of Reek and Breit reported further examples following this ligand design.^{27,32,33}

Based on our long-standing interest in carbonylation reactions and inspired by all those results, we aimed at developing new 6-DPPON analogues³³ for the rhodium hydroformylation of terminal olefins. Herein, we report the synthesis and activity assessment of several monodentate self-assembling phosphines bearing the 6-pyridinone moiety. The optimal catalyst system Rh/L6 results in highly regioselective hydroformylations even at temperature >100 °C, where the parent ligand 6-DPPON does not.³⁰

^aLeibniz-Institut für Katalyse e.V. (LIKAT), Albert-Einstein-Straße 29a, 18059 Rostock, Germany. E-mail: Ralf.Jackstell@catalysis.de, Matthias.Beller@catalysis.de

^bDepartament de Química Física i Inorgànica, Universitat Rovira i Virgili, C/Marcel·lí Domingo 1, 43007 Tarragona, Spain

† Electronic supplementary information (ESI) available: Experimental procedures and characterization data of isolated compounds. See DOI: <https://doi.org/10.1039/d4ob00714j>

Results and discussion

Ligand synthesis and characterizations

At the start of this work, seven DPPON ligands were prepared in accord with a procedure previously developed by Breit *et al.*³⁰ Initially, the parent ligand **L1** was synthesized by reacting 2,6-dibromopyridine (**a**) with potassium *tert*-butoxide to give selectively the mono-alkoxylated bromopyridine at 80 °C in almost quantitative yield. Subsequent lithiation with *n*-butyl lithium and quenching with the corresponding chlorophosphine at 0 °C provided intermediate **c** (see ESI†). Finally, the desired DPPON resulted after deprotection *via* formic acid treatment. It should be noted that no tedious workup/purification procedures are needed for the conversion from **a** to **L1**–**L7**, and final product can be conveniently crystallized from acetone (see below). This general protocol was used for the synthesis of **L2**–**L7**, including already described **L5**,³⁴ and provided the ligands in 43–75% overall yield (see ESI†) (Scheme 1).

In general, all the ligands were characterized by ³¹P, ¹H and ¹³C NMR and HR-MS. In some cases, crystallisation of the obtained white powders (**L2**, **L4**, **L5**) from acetone yielded crystals suitable for X-ray diffraction. In all the obtained crystal structures, strong intermolecular N–H...O hydrogen bonds are observed resulting in the corresponding dimer structures. For **L4** and **L5** these dimers are further linked by weak intermolecular interactions (**L4**(C–H...O) (Fig. 1) and **L5**(C–H...F)).

Catalyst testing and reaction conditions optimization

To assess the activity and selectivity of the new phosphines and compare them to selected monodentate ligands including DPPON, the hydroformylation of 1-octene was used as a model system. Conscious of the temperature range (85–130 °C) commonly used with phosphine-modified rhodium catalysts for low-pressure hydroformylation,^{14,35} experiments at different

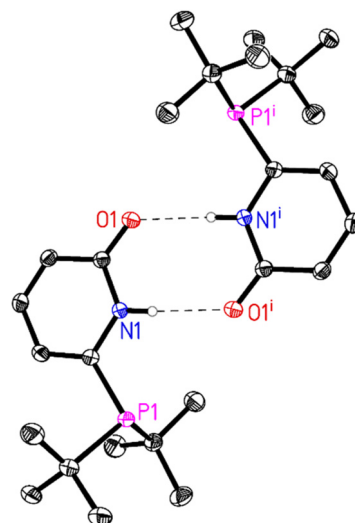
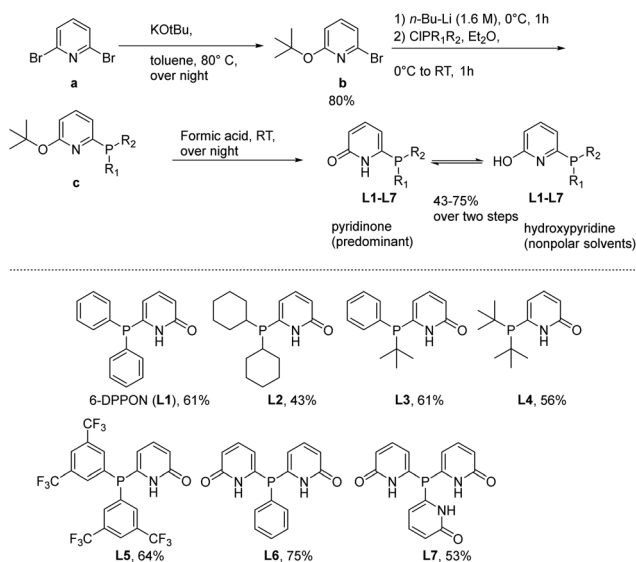


Fig. 1 Molecular structure of **L4**. The thermal ellipsoids correspond to 50% probability. C-Bound hydrogen atoms are omitted for clarity. Only one molecule of the asymmetric unit and its symmetry related molecule (symmetry code (i) $1 - x, 1 - y, 2 - z$) is shown. Intermolecular N–H...O hydrogen bonds are depicted as dashed lines (N1–H1...O1ⁱ: N1–H1 0.84 (2), H1...O1ⁱ 2.01(2), N1...O1ⁱ 2.8437(14) Å, N1–H1...O1ⁱ 173(2)°). For more details see ESI† e.g. packing diagram and table of hydrogen bonds.

temperatures were conducted. More specifically, we tested PPh₃, **L1** (DPPON), and **L6** in between 40–140 °C under otherwise similar conditions as described by Breit *et al.*³⁰ These experiments revealed promising regioselectivity to **2a** but minor hydroformylation activity for **L6** at low temperature (<80 °C) compared to the two other ligands (Fig. 2).



Scheme 1 General method for the synthesis of ligands **L1**–**L7** and structures of tertiary phosphines relevant to this work.

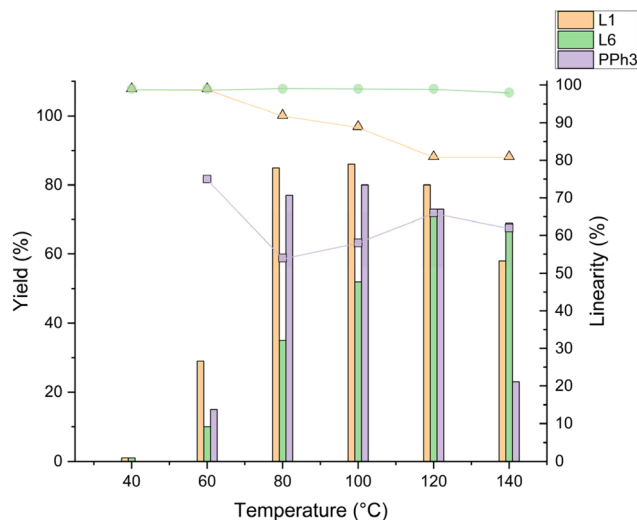


Fig. 2 Influence of temperature in hydroformylation of **1a** for selected ligands. Conditions: olefin (6.0 mmol), [Rh(CO)₂acac] (0.014 mol%), monodentate ligand (0.071 mol%), CO:H₂ (10 bar, 1:1), toluene (4.3 mL), 4 h. The yield and regioselectivity of the product were measured by GC analysis using MeOH as solvent and isooctane as internal standard.

Nonetheless, increasing the temperature Rh/L6 showed a steady increase in hydroformylation activity, reaching near full conversion and the highest yield of **2a** at 120 °C. Notably, the excellent linear selectivity for **2a** of 98% is kept until 140 °C (Fig. 2 and ESI Table 5†). To the best of our knowledge, this is the first report of a monodentate ligand exhibiting such very good linear selectivity at high temperatures in the rhodium-catalysed hydroformylation of higher aliphatic olefins. In contrast, in the presence of PPh₃ and **L1** and in agreement with previous literature,²¹ the regioselectivity decreased at higher temperatures, reaching a plateau at respectively 66 and 80% above 100 °C (ESI Table 5†). Previously, for **L1** this effect was explained by the degradation of the pyridinone-hydroxypyridine hydrogen bonding leading to a simple monodentate ligand behaviour.³⁶

Next, experiments at 120 °C were ran at lower ligand loading to make the protocol more economic. In fact, the ligand to metal ratio for **L6** could successfully be lowered to 5 : 1, with no negative impact on regioselectivity for nonanal **2a**, providing even higher yields. However, applying ligand to metal ratios below 3 : 1, led to reproducibility issues (ESI Table 7, entries 4, 6†). Utilizing **L1** at lower ligand to metal ratios, e.g. 5 : 1 showed the necessity to use higher loading of 6-DPPON to preserve the product yield and linear selectivity. Meanwhile, the influence of syngas pressure was studied. In the presence of both ligands, no aldehyde formation was observed at 1 bar of syngas. However, at slightly elevated pressure (5 bar) **2a** was obtained in 54% yield and **2a** selectivity remained steady for **L1** and **L6** (ESI Table 8†). Increasing the pressure above 10 bars further increased aldehyde yields, reaching above 90% at 40 bars. Notably, the regioselectivity dropped to 73% applying **L1** while remaining virtually unchanged for **L6** (ESI Table 7, entries 1 and 2†). This different behaviour can be explained by the increased stability of the ligand dimer in case of **L6**. This assumption is supported by performing the model reaction in a range of relevant solvents. The choice of solvent media in hydroformylation is challenging as it boils down to a dilemma between transition-state-stabilizing properties and compatibility with the catalyst leading to no inhibition of the system or of the product release.³⁷ Apart from toluene, the use of dioxane, THF, and propylene carbonate (PC) led to moderate to good product yields and above 90% linearity (ESI Table 8, entries 2, 3 and 4†). In agreement with Breit's original report utilizing 6-DPPON, in protic solvents a strong decrease in regioselectivity was observed.³⁰

With regard to green chemistry, it is interesting that the model system performed well under neat conditions leading to 82% yield and 90% linear selectivity, respectively, which could prove superior to other investigated conditions, albeit less regioselective. (ESI Table 9, entry 10†).³⁸

Comparing **L2**–**L7** with triphenylphosphine and 6-DPPON under optimized conditions (Rh:L : octene = 1 : 5 : 7000, 10 bar H₂ : CO = 1 : 1, toluene, 120 °C, 4 h) showed good to high catalytic activity for most ligands, except for the bis-*tert*-butyl-substituted phosphine **L4**. Notably, utilizing **L7** no hydroformyla-

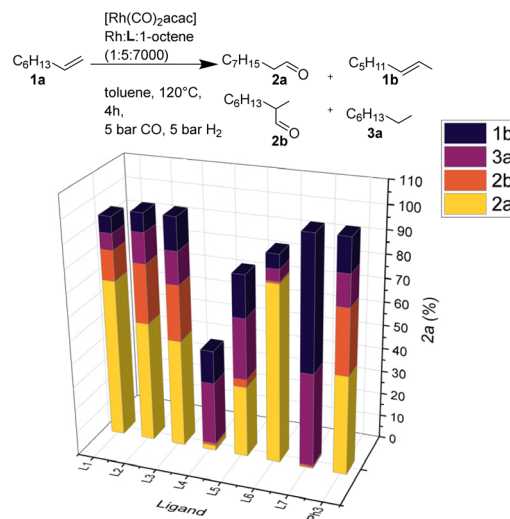


Fig. 3 Influence of ligands in hydroformylation of **1a**. in optimized conditions. Conditions: **1a** (6.0 mmol), [Rh(CO)₂acac] (0.014 mol%), monodentate ligand (0.071 mol%), CO : H₂ (10 bar, 1 : 1), toluene (4.3 mL), 120 °C, 4 h. The conversion of **1a** and yields of **2a**, **2b**, **1b**, **3a** and regioselectivity of the products were measured by GC analysis using MeOH as solvent and isooctane as internal standard.

tion but mainly isomerization and hydrogenation of the olefin occurred. As a ligand, **L6** stands out regarding regioselectivity with a linearity of 99% for product **2a** (Fig. 3).

Mechanistic investigations and structural characterizations

To evaluate the catalyst performance and to gain a deeper understanding on this new catalytic system (Rh/L6) specifically catalyst turnover numbers (TON), turnover frequency (TOF), and gas consumption were measured. Similar experiments were run for 6-DPPON to compare the new ligand with the parent system. To slow down the rate of the catalyst system and allow for establishment of a clear pressure curve, experiments were done under diluted conditions – a rhodium concentration in solvent from 2×10^{-4} to 6×10^{-5} mol L⁻¹ was used – and the pressure of syngas (CO/H₂ = 1 : 1) was increased to 25 bars to monitor gas consumption more accurately. Initial TOF were measured at 1 hour, and TON over 4 hours as both systems reach a plateau in yield and conversions over this time. Good TON and TOF were observed despite the dilution. In general, **L1** performed at a much lower rate than previously reported (TOF = 3250 h⁻¹), which is attributed to the difference to the original conditions, e.g. higher temperature, strong dilution, increased pressure, and lower ligand to metal ratio (initially 20 : 1).³⁹ Gas consumptions analysis were run at the same time and confirmed the faster consumption of gas over 3 hours applying Rh/L6 showed compared to Rh/L1 (Fig. 4a). This observation was further validated by hourly sampling of the reaction mixture (Fig. 4b).

To demonstrate the highly (regio)selective hydroformylation in the presence of a monodentate phosphine ligand at higher temperature, the Rh/L6 system was applied to a broader range



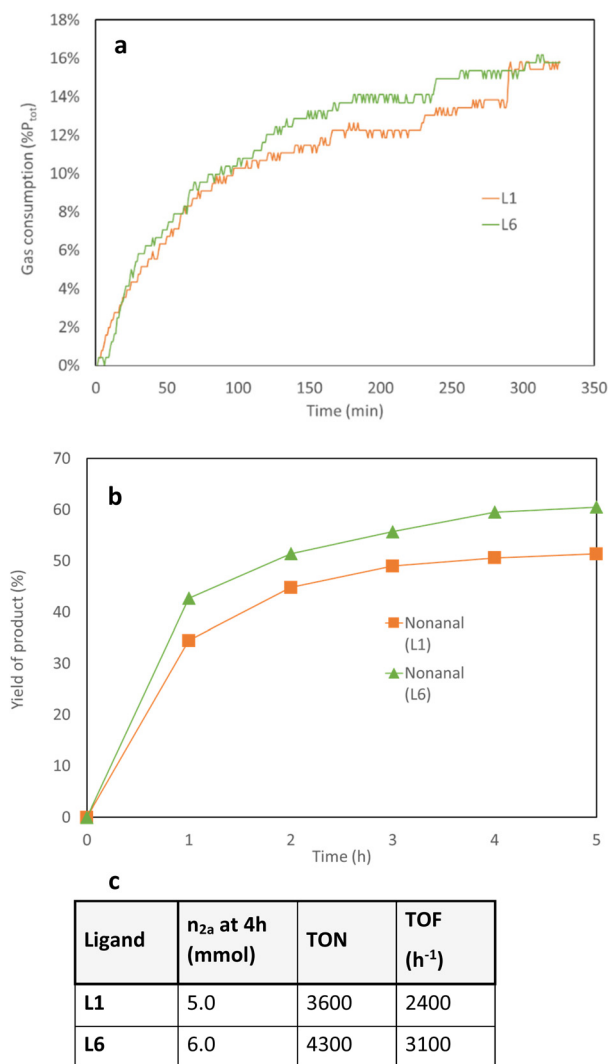


Fig. 4 Kinetic profile of L1 and L6 in the hydroformylation of 1-octene. Conditions: **1a** (10.0 mmol), [Rh(CO)₂acac] (0.014 mol%), monodentate ligand (0.071 mol%), CO : H₂ (25 bar, 1 : 1), toluene (24 mL), 120 °C, 4 h. The conversion of **1a** and **2b**, **1b**, **3a** (see ESI†) and regioselectivity of the products were measured by GC analysis using MeOH as solvent and iso-octane as internal standard. (a) Gas consumption for both systems in the hydroformylation of 1-octene (b) time-yield plot for both systems in the hydroformylation of 1-octene (c) equation of TON and TOF for both systems in the hydroformylation of 1-octene.

of olefins. For comparison, we conducted similar tests using 6-DPPON as a reference for typical self-assembling systems.

As shown in Table 1, as a general trend we observed both better aldehyde yields and higher selectivity to the linear aldehydes for all hydroformylated substrates. Although vinyl arenes are known to strongly favour branched aldehydes, through the formation of a η^3 -allyl intermediate,⁴⁰ hydroformylation of styrene **6** proceeded to **7** in 82% yield with a linear selectivity of 69%. Similarly, 4-vinylanisole **10** was successfully converted to **11** with a yield of 97% and a linear selectivity of 56%. Dodecene **4** and allyl benzene **8** were converted to **5** and **9**, respectively, in good yields and with excellent selectivity

Table 1 Rh/L6-catalysed hydroformylation of diverse olefins. All shown yields are isolated yields. The regioselectivity is determined by NMR. Displayed in black are the results of the Rh/L6 system, in blue the ones obtained applying Rh/L1 (6-DPPON). Conditions: olefin (6.0 mmol), [Rh(CO)₂acac] (0.014 mol%), monodentate ligand (0.071 mol%), CO : H₂ (10 bar, 1 : 1), toluene (4.3 mL), 120 °C, 4 h

		81%, <i>l</i> _{selec} = 98% 74%, <i>l</i> _{selec} = 80%
		74%, <i>l</i> _{selec} = 99% 63%, <i>l</i> _{selec} = 74%
		82%, <i>l</i> _{selec} = 69% 46%, <i>l</i> _{selec} = 46%
		78%, <i>l</i> _{selec} = 95% 72%, <i>l</i> _{selec} = 79%
		97%, <i>l</i> _{selec} = 56% ^a 82%, <i>l</i> _{selec} = 31% ^a
		85%, <i>l</i> _{selec} = 99% ^a 81%, <i>l</i> _{selec} = 83% ^a
		96% 92%
		87%, <i>l</i> _{selec} = 69% ^{a,c}
		99%, <i>l</i> _{selec} = 68% ^{a,b}
		16%, <i>l</i> _{selec} = 98% ^{a,b}
		84%, <i>l</i> _{selec} = 98% ^{a,b}
		22%, <i>l</i> _{selec} = 96% ^{a,b}
		78%, <i>l</i> _{selec} = 97% ^{a,b}
		76%, <i>l</i> _{selec} = 93%

^a CO : H₂ (30 bar, 1 : 1). ^b Monodentate ligand (0.142 mol%).

^c Monodentate ligand (0.284 mol%).

above 95% for the linear isomers. Several other substrates were tested for the Rh-L6 system, showcasing potential applications. For example, allyl methacrylate **18** was hydroformylated to **19** in 36% yield with a linear selectivity of 84%. Raising the pressure to 30 bars, yielded 75% of aldehyde but gave lower selectivity (66%) for the linear isomer. Maintaining syngas pressure and raising the ligand to metal ratio from 5 : 1 to 10 : 1 led to full conversion with a linear selectivity of 68%. Following standard optimized conditions, eugenol **26** was hydroformylated in good yield (76%) and excellent linear selectivity (93%). Notably, terminal diolefins **20** and **23** could be efficiently and highly selectively (linear selectivity >97%)



converted to the corresponding diols **22** and **25**. Here, the mono-hydroformylated products **21** and **24** were obtained in minor amounts (16 and 22% yield, respectively), too.

Notably, apart from all these successful examples, the methodology also showed some limitations (see ESI†). For example, both **L1** and **L6** proved to be inactive for the hydroformylation of cyclic olefins **30** and **32** (ESI Table 18†), for which the starting material was fully recovered. In addition, limonene **34**, β -pinene **36** and 2-vinylpyridine **28** did not react in the desired manner, similarly providing the unreacted starting material with minimal isomerization in the case of **34** and **35**.

Conclusions

Here, we present the synthesis and characterization of a small library of new self-assembling phosphines related to the known Breit ligand 6-DPPON. After optimizing crucial reaction parameters, *e.g.* solvents, temperature, and pressure, for the hydroformylation of 1-octene, the activity of all ligands was assessed and compared to the parent 6-DPPON. Upon variation of reaction conditions, it was discovered that **Rh-L6** can perform hydroformylations with excellent regioselectivity at higher temperatures (>100 °C). The optimal catalyst results in selective hydroformylation of a diverse set of terminal olefins, including industrially relevant aliphatic substrates as well as vinyl arenes. A special feature of this newly described system is the efficient dicarbonylation of terminal non-conjugated dienes to give linear diols, which are valuable intermediates for various polymers.

Author contributions

P. F. performed the experiments and drafted a manuscript; M. D. F. M. performed the synthesis of ligands and characterization thereof; A. S. performed XRD analysis; H. J. performed the DFT calculations; R. J. participated in discussions and provided experimental equipment; M. B. planned the project and participated in discussions and revised the manuscript.

Data availability

Data for this article, including compound characterizations, calculations, experimental data are available as ESI.†

Conflicts of interest

There are no conflicts to declare.

Acknowledgements

This project has received funding from the European Union's Horizon 2020 research and innovation programme under the

Marie Skłodowska-Curie grant agreement no. 859910 (CO2PERATE). Additional funding from the Danish Excellence Center CADIAC is acknowledged. Further, we would like to thank the analytic department of LIKAT and Dr Wolfgang Baumann for relevant NMR experiments of synthesized complexes and ligands.

References

- 1 A. Börner and R. Franke, *Hydroformylation: Fundamentals, Processes, and Applications in Organic Synthesis*, Wiley-VCH, 2016.
- 2 J. Pospech, I. Fleischer, R. Franke, S. Buchholz and M. Beller, *Angew. Chem., Int. Ed.*, 2013, **52**, 2852–2872.
- 3 R. Kumar and S. H. Chikkali, *J. Organomet. Chem.*, 2022, **960**, 122231.
- 4 P. Pongracz, L. Kollar and L. T. Mika, *Green Chem.*, 2016, **18**, 842–847.
- 5 R. van Duren, J. I. van der Vlugt, H. Kooijman, A. L. Spek and D. Vogt, *Dalton Trans.*, 2007, 1053–1059.
- 6 E. Drent and P. H. M. Budzelaar, *J. Organomet. Chem.*, 2000, **593**, 211–225.
- 7 L. P. Wu, I. Fleischer, R. Jackstell, I. Profir, R. Franke and M. Beller, *J. Am. Chem. Soc.*, 2013, **135**, 14306–14312.
- 8 W. Huang, X. X. Tian, H. J. Jiao, R. Jackstell and M. Beller, *Chem. – Eur. J.*, 2022, **28**, e202104012.
- 9 I. Piras, R. Jennerjahn, R. Jackstell, A. Spannenberg, R. Franke and M. Beller, *Angew. Chem., Int. Ed.*, 2011, **50**, 280–284.
- 10 L. H. Slaugh and R. D. Mullineaux, *J. Organomet. Chem.*, 1968, **13**, 469–477.
- 11 B. X. Zhang, C. Kubis and R. Franke, *Science*, 2022, **377**, 1223.
- 12 F. G. Delolo, C. Kubis, B. X. Zhang, H. Neumann, E. N. dos Santos, E. V. Gusevskaya and M. Beller, *Catal. Sci. Technol.*, 2024, **14**, 1524–1533.
- 13 O. Roelen, Chemische Verwertungsgesellschaft Oberhausen m.b.H., *Ger. Pat* 849548, *US Pat.* 2327066, 1943.
- 14 H. W. Bohnen and B. Cornils, *Adv. Catal.*, 2002, **47**, 1–64.
- 15 M. Kranenburg, Y. E. M. Vanderburgt, P. C. J. Kamer, P. W. N. M. Vanleeuwen, K. Goubitz and J. Fraanje, *Organometallics*, 1995, **14**, 3081–3089.
- 16 G. M. Vieira, A. V. Granato, E. V. Gusevskaya, E. N. dos Santos, P. H. Dixneuf, C. Fischmeister and C. Bruneau, *Appl. Catal., A*, 2020, **598**, 117583.
- 17 Y. J. Yan and X. M. Zhang, *J. Am. Chem. Soc.*, 2006, **128**, 7198–7202.
- 18 T. Tewari, R. Kumar, A. C. Chandanshive and S. H. Chikkali, *Chem. Rec.*, 2021, **21**, 1182–1198.
- 19 C. P. Casey, G. T. Whiteker, M. G. Melville, L. M. Petrovich, J. A. Gavney and D. R. Powell, *J. Am. Chem. Soc.*, 1992, **114**, 10680–10680.
- 20 R. L. Pruett and J. A. Smith, Union Carbide, *US Pat.*, 4148830, 1979; *Chem. Abstr.*, 1971, **75**, 109844.
- 21 W. R. Moser, C. J. Papile, D. A. Brannon, R. A. Duwell and S. J. Weininger, *J. Mol. Catal.*, 1987, **41**, 271–292.



- 22 L. Gonsalvi, A. Guerriero, E. Monflier, F. Hapiot and M. Peruzzini, in *Hydroformylation for Organic Synthesis*, ed. M. Taddei and A. Mann, Springer, Berlin, Heidelberg, 2013, pp. 1–47.
- 23 C. Vogl, E. Paetzold, C. Fischer and U. Kragl, *J. Mol. Catal. A: Chem.*, 2005, **232**, 41–44.
- 24 V. S. Koshti, A. Sen, D. Shinde and S. H. Chikkali, *Dalton Trans.*, 2017, **46**, 13966–13973.
- 25 D. T. Seidenkranz, J. M. McGrath, L. N. Zakharov and M. D. Pluth, *Chem. Commun.*, 2017, **53**, 561–564.
- 26 P. Dydio, R. J. Detz and J. N. H. Reek, *J. Am. Chem. Soc.*, 2013, **135**, 10817–10828.
- 27 S. S. Nurttala, P. R. Linnebank, T. Krachko and J. N. H. Reek, *ACS Catal.*, 2018, **8**, 3469–3488.
- 28 K. Zhao, X. Z. Wang, D. C. He, H. L. Wang, B. Qian and F. Shi, *Catal. Sci. Technol.*, 2022, **12**, 4962–4982.
- 29 P. R. Linnebank, A. M. Kluwer and J. N. H. Reek, *Catal. Sci. Technol.*, 2024, **14**, 1837–1847.
- 30 B. Breit and W. Seiche, *J. Am. Chem. Soc.*, 2003, **125**, 6608–6609.
- 31 W. Seiche, A. Schuschkowski and B. Breit, *Adv. Synth. Catal.*, 2005, **347**, 1488–1494.
- 32 J. N. H. Reek, B. de Bruin, S. Pullen, T. J. Mooibroek, A. M. Kluwer and X. Caumes, *Chem. Rev.*, 2022, **122**, 12308–12369.
- 33 F. Bauer, N. Dierenbach and B. Breit, *Asian J. Org. Chem.*, 2023, **12**, e202300244.
- 34 V. Agabekov, W. Seiche and B. Breit, *Chem. Sci.*, 2013, **4**, 2418–2422.
- 35 R. Franke, D. Selent and A. Börner, *Chem. Rev.*, 2012, **112**, 5675–5732.
- 36 U. Gellrich, J. Huang, W. Seiche, M. Keller, M. Meuwly and B. Breit, *J. Am. Chem. Soc.*, 2011, **133**, 964–975.
- 37 F. Jameel and M. Stein, *J. Mol. Catal.*, 2021, **503**, 111429.
- 38 A. Loupy, *Top. Curr. Chem.*, 1999, **206**, 153–207.
- 39 U. Gellrich, T. Kosłowski and B. Breit, *Catal. Sci. Technol.*, 2015, **5**, 129–133.
- 40 I. del Rio, O. Pamies, P. W. N. M. van Leeuwen and C. Claver, *J. Organomet. Chem.*, 2000, **608**, 115–121.

