



Cite this: *EES Catal.*, 2024,  
2, 564

Received 24th November 2023,  
Accepted 16th January 2024

DOI: 10.1039/d3ey00287j

[rsc.li/eescatalysis](https://rsc.li/eescatalysis)

## A minireview on electrochemical CO<sub>2</sub> conversion based on carbonate/bicarbonate media

Tiehuai Li<sup>a</sup> and Minhua Shao \*<sup>abc</sup>

Direct electrochemical CO<sub>2</sub> conversion in carbonate/bicarbonate based CO<sub>2</sub> capture media has emerged as a promising technology for integrating carbon capture and CO<sub>2</sub> electroreduction processes in recent years, garnering significant attention from researchers owing to its high energy efficiency and carbon efficiency. For a holistic understanding of the development status of this field, this minireview summarizes a series of studies on the mechanism of carbonate/bicarbonate electrolyzers. Detailed mechanisms of the electrochemical conversion of carbonate/bicarbonate, the evolution of electrolyzers, and factors influencing the performance of electrolyzers are introduced. A summary of carbonate/bicarbonate electrolyzers' performance is also provided. Representative systems and materials for regulating the selectivity towards various products (e.g., CO, formate, methane, ethylene, and ethanol) and the cell voltage are highlighted. Furthermore, the challenges and future opportunities in this research area are also discussed.

### Broader context

The CO<sub>2</sub> electrochemical reduction (CO<sub>2</sub>RR) is a promising technology for controlling the atmospheric CO<sub>2</sub> concentration and producing renewable fuels. In recent years, significant progress has been made in this field with impressive achievements in product selectivity and current density. However, high energy consumption and low CO<sub>2</sub> utilization remain major challenges that hinder the industrial application of this technology. The traditional CO<sub>2</sub>RR technology typically uses high-pressure and high-purity CO<sub>2</sub> gas, which undoubtedly increases energy consumption during the recovery and utilization of waste CO<sub>2</sub>. Additionally, gas-phase products often contain a large amount of unreacted CO<sub>2</sub>, which increases energy consumption during product purification and reduces the overall carbon efficiency. Carbonate/bicarbonate electrochemical reduction technologies, which integrate the processes of carbon capture and electrochemical utilization, avoid the aforementioned issues by directly using carbon capture media as the carbon source. This provides a feasible solution for the industrial application of electrochemical utilization of CO<sub>2</sub>. In this minireview, we summarized recent advances in carbonate/bicarbonate electrochemical reduction, including studies of reaction mechanisms and the latest developments in catalysts and electrode configuration design. Scale-up of such technologies will drive significant growth in commercial electrochemical utilization of CO<sub>2</sub>.

## 1. Introduction

Extensive use of fossil fuels has caused excessive emissions of carbon dioxide (CO<sub>2</sub>), and with the increase in atmospheric CO<sub>2</sub> concentration comes changes in the global ecological environment, which in turn have negative impacts on human livelihoods and production.<sup>1,2</sup> Compared with other CO<sub>2</sub> conversion and utilization technologies, electrochemical utilization technology of CO<sub>2</sub> has attracted much attention because of its mild

reaction conditions and the high added value of the products.<sup>3</sup> In recent years, significant progress has been achieved in the study of CO<sub>2</sub> electroreduction under alkaline conditions. Notably, as one of the significant products yielded from the reduction of CO<sub>2</sub>, ethylene demonstrates a remarkable faradaic efficiency (FE) exceeding 80% in alkaline environments.<sup>4,5</sup> Additionally, the partial current densities can exceed 1 A cm<sup>-2</sup>.<sup>6,7</sup> Although the selectivity and yield are capable of satisfying the standards for industrial applications, the energy efficiency and carbon efficiency have become obstacles to the industrial application. In alkaline CO<sub>2</sub> electrolyzers, CO<sub>2</sub> will not only be reduced by the catalysts, but also form carbonate (CO<sub>3</sub><sup>2-</sup>) under strong alkaline conditions. The formation of CO<sub>3</sub><sup>2-</sup> results in a higher full-cell voltage, and the CO<sub>3</sub><sup>2-</sup> crossover through an anion exchange membrane (AEM) is the culprit of carbon loss.<sup>8</sup> Moreover, Alerte *et al.*<sup>9</sup> also pointed out that the removal and recovery of CO<sub>2</sub> represents the most energy-intensive step in the

<sup>a</sup> Department of Chemical and Biological Engineering, The Hong Kong University of Science and Technology, Clear Water Bay, Kowloon, Hong Kong, China.  
E-mail: kemshao@ust.hk

<sup>b</sup> Energy Institute, The Hong Kong University of Science and Technology, Clear Water Bay, Kowloon, Hong Kong, China

<sup>c</sup> Chinese National Engineering Research Center for Control & Treatment of Heavy Metal Pollution, The Hong Kong University of Science and Technology, Kowloon, Hong Kong, China



downstream product separation process in AEM-based CO<sub>2</sub> electroreduction systems. Thus, avoiding the losses caused by the formation of CO<sub>3</sub><sup>2-</sup> and further promoting the energy efficiency and carbon efficiency of CO<sub>2</sub> reduction systems are crucial for the industrial application of CO<sub>2</sub> electroreduction.

Equipping an alkaline membrane CO<sub>2</sub> electrolysis cell with a CO<sub>2</sub> recovery component, or using acidic catholyte, can effectively alleviate the problems of CO<sub>3</sub><sup>2-</sup> formation.<sup>10–12</sup> However, these technologies only focus on the process after the CO<sub>2</sub> enters the electrolyzer. In order to obtain high-purity compressed CO<sub>2</sub>, CO<sub>2</sub> in the atmosphere has to undergo a series of processes such as capture, precipitation, calcination, and compression, which significantly increases the cost of CO<sub>2</sub> conversion.<sup>13</sup> Thus, a new route integrating traditional CO<sub>2</sub> capture and CO<sub>2</sub> electroreduction technologies was proposed. As shown in Fig. 1, the device can directly convert the CO<sub>2</sub> in CO<sub>2</sub> capture media into products, which provides an encouraging strategy to promote the energy efficiency and carbon efficiency of the CO<sub>2</sub> utilization process.

Sullivan *et al.*<sup>14</sup> summarized three different levels of combining CO<sub>2</sub> capture and CO<sub>2</sub> electroreduction, including independent, subsequent, and fully coupled CO<sub>2</sub> conversion and capture processes. The fully coupled mode, which directly utilizes the CO<sub>2</sub> capture media that absorbs CO<sub>2</sub> as the carbon source of the electroreduction device, was described in detail. Four different media, including amines, carbonates/bicarbonates (CO<sub>3</sub><sup>2-</sup>/HCO<sub>3</sub><sup>-</sup>), ionic liquids, and covalent organic frameworks (COFs), were introduced and compared with those in the literature. Zhang *et al.*<sup>15</sup> summarized and evaluated amines and CO<sub>3</sub><sup>2-</sup>/HCO<sub>3</sub><sup>-</sup> systems as media for the fully coupled mode mentioned above. They indicated that although both amines and CO<sub>3</sub><sup>2-</sup>/HCO<sub>3</sub><sup>-</sup> suffer from low CO<sub>2</sub> concentration at the electrode/electrolyte interface, using the amine media it is more difficult to achieve high performance due to the C–N bond cleavage challenge. Moreover, the amine medium also has to face the problem of metal corrosion. Welch *et al.*<sup>16</sup> compared

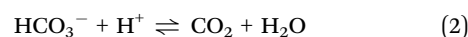
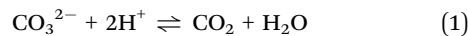


Fig. 1 Schematic representation of the entire CO<sub>2</sub> valorization process of CO<sub>2</sub> electrolyzer and CO<sub>3</sub><sup>2-</sup>/HCO<sub>3</sub><sup>-</sup> electrolyzer.

the CO<sub>3</sub><sup>2-</sup>/HCO<sub>3</sub><sup>-</sup> direct conversion process with commercial syngas synthesis processes such as coal pyrolysis and steam methane reform in terms of total energy requirements and environmental sustainability. The conclusion demonstrated that the CO<sub>3</sub><sup>2-</sup>/HCO<sub>3</sub><sup>-</sup> systems not only have the potential to achieve lower energy consumption, but also generate less pollution during the production process. In this review, we will focus on the CO<sub>3</sub><sup>2-</sup>/HCO<sub>3</sub><sup>-</sup> systems as media for coupling CO<sub>2</sub> capture and electrochemical conversion in terms of mechanism studies, catalyst selection, and product distributions.

## 2. Mechanism studies

As previously mentioned, using CO<sub>2</sub> capture solvents directly as a feedstock for CO<sub>2</sub> electrochemical utilization is an effective method for improving energy efficiency and carbon efficiency. One of the commonly employed CO<sub>2</sub> capture techniques is atmospheric pressure CO<sub>2</sub> capture using inorganic alkaline solutions. When using KOH as the capture medium, the main product obtained is K<sub>2</sub>CO<sub>3</sub>.<sup>13</sup> On the other hand, when saturated solutions of K<sub>2</sub>CO<sub>3</sub><sup>17</sup> or Na<sub>2</sub>CO<sub>3</sub><sup>18</sup> are chosen as capture media, the predominant products obtained are KHCO<sub>3</sub> and NaHCO<sub>3</sub>, respectively. It is notable that whether in carbonate or bicarbonate solutions, the dominant reactant for electroreduction is molecular CO<sub>2</sub> from the CO<sub>2</sub>-bicarbonate equilibrium. In typical carbonate and bicarbonate electrolyzers, the *in situ* generated CO<sub>2</sub> at the membrane surface from the acid/alkaline equilibria with protons transported by the membrane *via* eqn (1) and (2), respectively.<sup>19,20</sup> It is worth noting that for electrolyzers equipped with a CEM (cation exchange membrane), protons are supplied by the anodic reaction. In contrast, for electrolyzers based on a BPM (bipolar membrane), protons come from the water dissociation within the interlayer of the membrane. Then the *in situ* generated CO<sub>2</sub> is converted to common CO<sub>2</sub> electroreduction products such as CO, formate, methane, ethylene, *etc.* at the surface of catalysts.<sup>19–22</sup>



Minhua Shao

Minhua Shao earned his BS (1999) and MS (2002) degrees in Chemistry from Xiamen University, and a PhD degree in Materials Science and Engineering from the State University of New York at Stony Brook (2006). He is now the head and chair professor of the Department of Chemical and Biological Engineering and the director of the Energy Institute of the Hong Kong University of Science and Technology. He is a Cheong Ying Chan Professor of

Energy Engineering and Environment. His research mainly focuses on fuel cells, advanced batteries, electrocatalysis, advanced materials, and modeling.



In early studies of electrolysis of  $\text{CO}_3^{2-}/\text{HCO}_3^-$  solutions, the reactions were usually carried out in an H-type cell with a fixed volume of electrolyte, and the current densities were kept relatively low. In 1983, Hori *et al.*<sup>23</sup> electrolyzed the aqueous solutions of  $\text{Na}_2\text{CO}_3$  and  $\text{NaHCO}_3$  mixtures using a mercury electrode. Formate was found to be the dominant product which was consistent with the results of  $\text{CO}_2$  electroreduction. Researchers further inferred that the  $\text{HCO}_3^-$  initially dissociated to generate  $\text{CO}_2$ , which then diffused to the cathode electrode surface and was subsequently reduced to products. Osetrova *et al.*<sup>24</sup> used 5 M  $\text{K}_2\text{CO}_3$  as the electrolyte at temperatures of  $-10$  and  $-20$  °C and detected methane, ethylene, and formaldehyde in the gas phase products on a Cu electrode. Pd/C electrodes were used to perform a series of electrolysis in  $\text{N}_2$ -saturated 2.8 M  $\text{KHCO}_3$  solution by Ma *et al.*,<sup>25</sup> and the initial selectivity of formate could achieve 60% at  $-0.25$  V vs. RHE. The H-type cell is limited in terms of the distance between the membrane and the cathode, local  $\text{CO}_2$  concentration at the cathode, low solubility of  $\text{CO}_2$  in aqueous electrolytes, pH, and  $\text{CO}_2$  transportation, which restrict the current density (typically under  $100 \text{ mA cm}^{-2}$ ).<sup>26</sup> Thus, the early research on bicarbonate reduction based on H-type cell was limited to the stage of small current density.

In 2019, the membrane electrode assembly (MEA) system was first introduced into bicarbonate electrolyzer by Li *et al.*<sup>19</sup> A typical bicarbonate electrolyzer consists of a catholyte chamber, an anolyte chamber, and a membrane (CEM or BPM). Subsequent research on carbonate/bicarbonate electrolyzers has generally adopted similar cell configurations. The bicarbonate electrolyzer was equipped with a BPM and used 3 M  $\text{KHCO}_3$  as the catholyte. *In situ* generated  $\text{CO}_2$  bubbles were observed near the membrane, which strongly supported the reaction pathway where the  $\text{HCO}_3^-$  was first dissociated to produce  $\text{CO}_2$ . Due to the flow mode of the electrolyte and the MEA system, the cell achieved a CO faradaic efficiency of 81% at  $25 \text{ mA cm}^{-2}$  and 37% at  $100 \text{ mA cm}^{-2}$  with a total cell voltage of 3.4 V. The high CO selectivity, low cell voltage, and relatively high current density opened up a new perspective for researchers, who could now see the potential for industrial applications of  $\text{HCO}_3^-$  solution electrolysis. On the basis of the flow  $\text{HCO}_3^-$  electrolyzer, a series of studies on the mechanism about electrochemical conversion of  $\text{CO}_3^{2-}/\text{HCO}_3^-$  solutions were conducted. Zhang *et al.*<sup>27</sup> made use of operando Raman spectroscopy to monitor the surface pH of the catalyst in a flow  $\text{HCO}_3^-$  electrolyzer. The results demonstrate that as the current increases, the pH on the catalyst surface also rises. Furthermore, increasing the temperature not only accelerates the decomposition of  $\text{HCO}_3^-$ , but also increases the local pH of the catalyst surface, which has a significant inhibitory effect on the competing hydrogen evolution reaction (HER). Since acidic conditions are favorable for the *in situ* generation of  $\text{CO}_2$ , whereas  $\text{CO}_2$  electrochemical reduction tends to prefer alkaline conditions, the pH issue plays an important role in carbonate/bicarbonate electrolyzers. Consequently, the control of pH distribution between the cathode and membrane, along with research on the underlying mechanisms, holds paramount importance in enhancing the

performance of carbonate/bicarbonate electrolyzers. As the formation and transportation of  $\text{CO}_2$  in the  $\text{HCO}_3^-$  electrolyzer exhibit notable differences from conventional  $\text{CO}_2$ -fed electrolyzer, Kas *et al.*<sup>28</sup> developed a novel mass transport model to quantify the local concentration of species during  $\text{HCO}_3^-$  conversion process under the conditions of 3 M  $\text{KHCO}_3$  and porous electrode. The model indicates that the actual concentration of  $\text{CO}_2$  present in the catalyst layer is quite low, leading to a concentration overpotential. The concentration overpotential, the reduced use of protons for generating  $\text{CO}_2$ , and the existence of intermediate  $\text{H}_2\text{CO}_3$  may be responsible for the decline in product selectivity at high current density. The authors further suggest that a promising approach to enhancing the performance of the  $\text{HCO}_3^-$  electrolyzer is to improve the transport and decomposition conditions of  $\text{HCO}_3^-$  by modifying the structure of the electrolyzer. Lees *et al.*<sup>29</sup> also built up an experimentally validated model for the  $\text{HCO}_3^-$  electrolyzer which focuses on the mass transfer processes and reaction chemicals in the catalyst layer and cation exchange layer. The result mutually confirmed by experiment and model demonstrates that the thickness of the catalyst layer and cation exchange layer affect the selectivity of the CO product and current density by influencing the concentration of  $\text{CO}_3^{2-}$ ,  $\text{HCO}_3^-$ , and  $\text{CO}_2$ .

Besides the structure of the cell, the composition of the electrolyte also plays an essential role in the performance of a bicarbonate electrolyzer. The effect of cations on bicarbonate electrolysis was investigated by Fink *et al.*<sup>30</sup> By altering the alkali metal ion species while maintaining a fixed  $\text{HCO}_3^-$  concentration, it was found that the selectivity for the CO product increases in correspondence with an increasing atomic number of the alkali metal element. In-depth research revealed that the type of anion did not affect the *in situ* generation of CO significantly. Instead, it primarily influenced the conversion of  $\text{CO}_2$  to CO. Pimlott *et al.*<sup>31</sup> took into account the scenario of  $\text{CO}_2$  capture from flue gas and examined the effects of nitrogen oxides ( $\text{NO}_x$ ) and sulfur oxides ( $\text{SO}_x$ ) existing in the flue gas on the  $\text{HCO}_3^-$  electrolyzers. The results indicated that  $\text{SO}_x$  did not have a significant impact on the generation of CO. However, for  $\text{NO}_x$  impurities, the selectivity for CO was found to be significantly reduced as a result of the preferential reduction of nitrite ( $\text{NO}_2^-$ ) and nitrate ( $\text{NO}_3^-$ ) over  $\text{CO}_2$ . These findings demonstrate the importance of considering the potential presence of impurities in the abandoned  $\text{CO}_2$  source when designing processes for  $\text{CO}_2$  capture and conversion.

### 3. Performance of bicarbonate electrolyzers

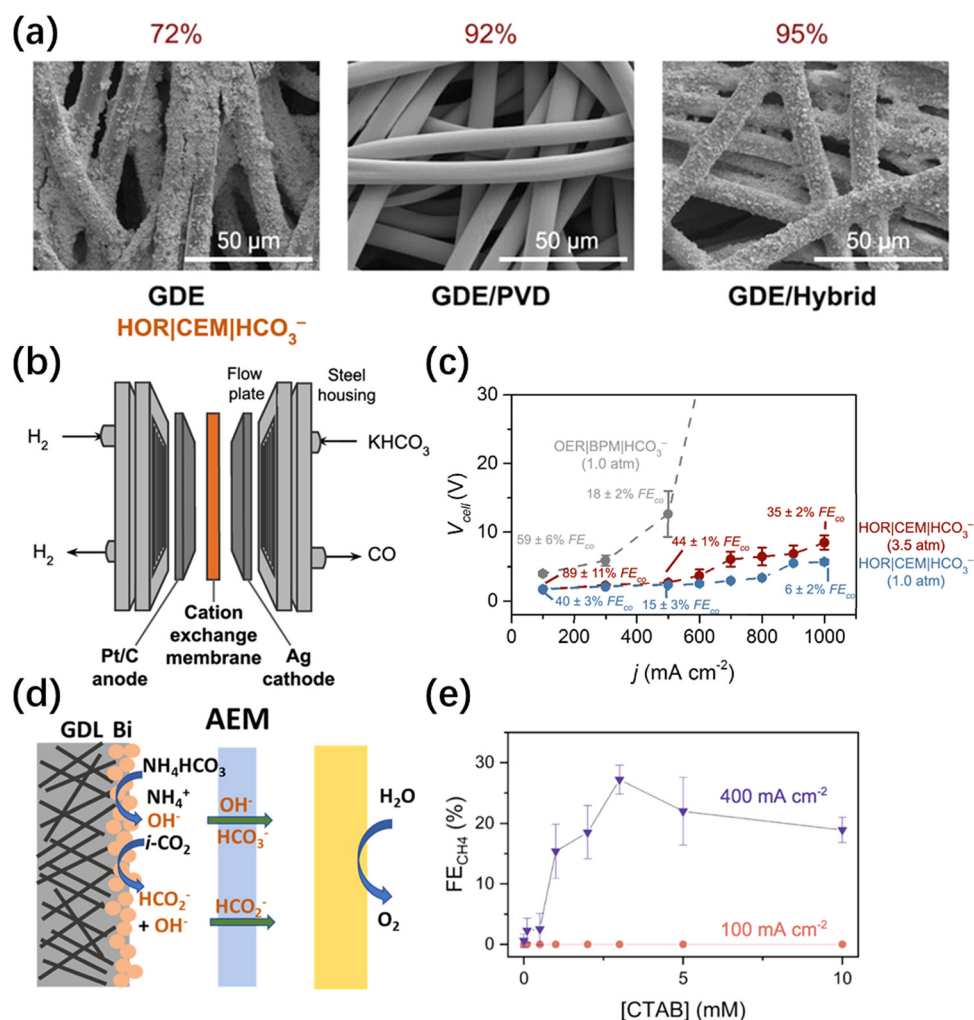
#### 3.1 Selective production of CO

Lees *et al.*<sup>32</sup> systematically investigated the effect of gas diffusion electrode (GDE) preparation methods on the performance of a silver composite electrode in producing CO in a 3 M  $\text{KHCO}_3$  electrolyte. The test results indicate that both hydrophobic treatment (using polytetrafluoroethylene (PTFE)) and the addition of a microporous layer (MPL) have a negative impact on the



performance of CO generation. This is due to hindrance in the permeation of the electrolyte, which leads to a decrease in the amount of *in situ* generated CO<sub>2</sub>. Compared to the traditional spray-coating method, the physical vapor deposition (PVD) increased the silver surface coverage from 72% to 92%. Furthermore, when both methods were applied (hybrid), the silver surface coverage was able to achieve 95% (Fig. 2a). The results of this study demonstrate that a higher silver surface coverage results in improved CO selectivity and CO<sub>2</sub> utilization. On the hybrid GDE with a high Ag coverage, the maximum FE of CO reached 82% at 100 mA cm<sup>-2</sup>, and a full cell voltage of 3.4 V. To address the issues of low stability and poor electrolyte permeability caused by the traditional carbon-based GDE, Zhang *et al.*<sup>33</sup> fabricated a porous silver electrode by etching a silver foam in a dilute nitric acid solution. The FE of CO at a current density of 100 mA cm<sup>-2</sup> was approximately 60%. This number could be improved to 95% at the same current density when the

pressure was increased to 4 atmospheres. In terms of stability, the silver foam electrode was able to run stably with around 80% CO selectivity at a current density of 65 mA cm<sup>-2</sup> for 80 hours, with timely replacements of the electrolyte. In contrast, the performance of the carbon-based GDE began to decline after 5 hours of operation under the same conditions. Larrea *et al.*<sup>34</sup> discussed the effects of different ion exchange membranes on the performance of a bicarbonate electrolyzer and the selectivity towards CO with a CEM, AEM, and BPM were compared. The conclusion is that using a BPM can achieve the best CO selectivity. However, due to the large overpotential required for water splitting inside the membrane, the full cell voltage of this type of electrolyzer is significantly larger than those of the AEM and CEM equipped ones. To improve the CO selectivity and stability of HCO<sub>3</sub><sup>-</sup> electrolyzers, the same group introduced a surfactant dodecyltrimethylammonium bromide (DTAB) into 2 M KHCO<sub>3</sub> to prepare the catholyte.<sup>35</sup> With the



**Fig. 2** (a) SEM images of the silver coated GDEs fabricated using spray-coating (GDE), PVD (GDE/PVD), or both techniques (GDE/hybrid).<sup>32</sup> Copyright © 2020, American Chemical Society. (b) Schematics of the electrolyzer using a reactive carbon solution feedstock, a CEM, and hydrogen oxidation at the anode.<sup>36</sup> (c) Voltage and current characteristics of an electrolyzer that couples bicarbonate conversion with hydrogen oxidation under 1.0 and 3.5 atm of pressure.<sup>36</sup> (d) Schematic illustration of the local environment at the cathode for the electrolyzers with a NH<sub>4</sub>HCO<sub>3</sub> feed when using an AEM.<sup>38</sup> Copyright © 2022, American Chemical Society. (e) FE for CH<sub>4</sub> measured during electrolysis for bicarbonate solutions doped with CTAB at current densities ranging from 100 to 400 mA cm<sup>-2</sup>.<sup>22</sup> Copyright © 2022, American Chemical Society.



help of DTAB, the FE of CO increased from 65% to 85% at a current density of  $50 \text{ mA cm}^{-2}$ . Further research suggests that DTAB can reduce the surface tension of the solution, making it easier for  $\text{HCO}_3^-$  to be transferred to the cathode. The majority of bicarbonate electrolyzers mentioned above have utilized BPM, which suffers from the large overpotential required for water splitting inside the BPM, severely diminishing overall energy efficiency. To enhance the energy efficiency of bicarbonate electrolyzers, Zhang *et al.*<sup>36</sup> employed a CEM as a substitute for the BPM and utilized the hydrogen oxidation reaction (HOR) instead of the conventional oxygen evolution reaction (OER) at the anode (Fig. 2b). Compared to the traditional BPM-OER system, the advantage of the novel CEM-HOR system is that at the same high CO partial current density, the cell voltage of CEM-HOR is significantly lower, resulting in a higher energy efficiency. Taking the achievement of  $80 \text{ mA cm}^{-2}$  CO partial current density as an example, the cell voltage of the CEM-HOR system is about 2.2 V, and the overpotential is nearly 1.2 V lower than that of the BPM-OER system. Furthermore, increasing pressure has been proven to be an effective method of improving performance. When the pressure is increased from 1 atm to 3.5 atm, the partial current density of CO can increase to  $220 \text{ mA cm}^{-2}$  at a cell voltage of 2.2 V (Fig. 2c).

### 3.2 Other products

Compared to CO, higher-value products such as formate, as well as advanced products such as methane and ethylene, are more attractive to researchers. Similar to the development of traditional  $\text{CO}_2$  electroreduction, after achieving a certain level of CO selectivity and current density, some researchers have turned their attention to the production of other products from  $\text{HCO}_3^-$  electrolyzers. Li *et al.*<sup>21</sup> fabricated the electrodeposited Bi electrode by immersing carbon paper in an aqueous  $\text{Bi}^{3+}$  solution and the electrodeposition was performed at a constant current of 72 mA for 5 minutes using a two-electrode setup. In 3 M  $\text{KHCO}_3$  electrolyte, the FE of formate achieved 64% at a current density of  $100 \text{ mA cm}^{-2}$  and a full cell voltage of  $-4 \text{ V}$ . Gutiérrez-Sánchez *et al.*<sup>37</sup> systematically investigated the performance of commercial Sn and  $\text{SnO}_2$  nanoparticles in generating formate in a bicarbonate electrolyzer. They loaded the nanoparticles onto porous carbon paper to fabricate working electrodes using the spray-coating method. The results demonstrated that  $\text{SnO}_2$  outperformed Sn nanoparticles in producing formate. The study also examined the effects of electrolyte flow rate, concentration of  $\text{KHCO}_3$ , use of binders, and reaction temperature on formate selectivity. It was found that a high electrolyte flow rate and high  $\text{KHCO}_3$  concentration were favorable for formate generation, while the application of acidic or basic binders had a negative impact on catalyst performance. Interestingly, unlike the CO production in  $\text{HCO}_3^-$  electrolyzers, increasing the reaction temperature did not necessarily improve formate selectivity and could even have a negative effect. Under optimized conditions, the FE of formate achieved 58% at a current density of  $100 \text{ mA cm}^{-2}$  under ambient conditions. In order to address the issue of the difficulty *in situ*  $\text{CO}_2$  release from  $\text{KHCO}_3$ , Liu *et al.*<sup>38</sup> replaced it with

$\text{NH}_4\text{HCO}_3$ . The experiment showed that at  $40^\circ \text{C}$ , the *in situ* decomposition of 2.5 M  $\text{NH}_4\text{HCO}_3$  produced about 3.4 times more  $\text{CO}_2$  than  $\text{KHCO}_3$ . The formate generation performance was first evaluated by electrodeposited Bi electrode and BPM. The results demonstrated that at a current density of  $100 \text{ mA cm}^{-2}$ , regardless of the temperature, the selectivity of formate in  $\text{NH}_4\text{HCO}_3$  was about 20% higher than that in  $\text{KHCO}_3$  at the same concentration. It should be noted that the decomposition reaction of  $\text{NH}_4\text{HCO}_3$  involves the generation of hydroxide ions ( $\text{OH}^-$ ). Thus, removing  $\text{OH}^-$  is beneficial for the *in situ* generation of  $\text{CO}_2$ . An AEM, which can transfer  $\text{OH}^-$  to the anolyte, can replace the BPM (Fig. 2d). After using AEM, the selectivity of formate reached 82% at a current density of  $-100 \text{ mA cm}^{-2}$ , and the cell voltage was merely 2.4 V. Analysis of the anolyte indicated that the crossover of  $\text{HCO}_3^-$  was only 4.7%. Lees *et al.*<sup>22</sup> fabricated a copper foam electrode using acid etching and applied it in an experiment of 3 M  $\text{KHCO}_3$  electrochemical conversion. The predominant reduction product of  $\text{HCO}_3^-$  on the copper foam surface was  $\text{CH}_4$ , with a FE of 27% at a current density of  $400 \text{ mA cm}^{-2}$ . In this work, introducing CTAB into the catholyte was found to be an essential condition for  $\text{CH}_4$  generation *via* electroreduction. Almost no  $\text{CH}_4$  was detected in the products when CTAB was absent in the electrolyte, and the optimal concentration of the CTAB additive was determined to be 3 mM (Fig. 2e). Further investigations revealed that the hydrophobic alkyl group of CTAB increased the local  $\text{CO}_2$  concentration near the catalyst surface, thereby promoting  $\text{CH}_4$  production. Lee *et al.*<sup>39</sup> first reported a case for direct electrochemical conversion of  $\text{HCO}_3^-$  solution into  $\text{C}_{2+}$  products by a Cu/Ag bilayer electrode. The  $\text{C}_{2+}$  products mainly include  $\text{C}_2\text{H}_4$ , acetate, ethanol, and 1-propanol and the maximum FE of  $\text{C}_{2+}$  reached 41.6% at a current density of  $100 \text{ mA cm}^{-2}$  and a cell voltage of 3.9 V.

In summary, the bicarbonate electrolyzer has achieved high selectivities for primary products such as CO and formate. The reported maximum FE for CO and formate reached 95% and 82%, respectively. To improve the selectivity of the product, researchers employed a series of strategies, including heating, pressurization, improved electrode design, and the utilization of electrolyte additives such as CTAB and DTAB. Heating and pressurization can significantly improve product selectivity but require additional energy input. Additives are suitable for scenarios where the target product is in the gas phase. Improving electrode design is a versatile method that does not necessitate extra energy consumption. Therefore, we believe that the improvement of electrodes (including catalyst selection and electrode structure design) is an important direction for future research on improving the performance of bicarbonate electrolyzers. It is worth noting that carbonate/bicarbonate electrolyzers offer a distinct advantage over  $\text{CO}_2$  electrolyzers in terms of significantly lower  $\text{CO}_2$  content in the product. This not only enhances carbon efficiency but also reduces the energy required for downstream  $\text{CO}_2$  separation. However, it is important to highlight that this advantage primarily applies to gaseous products, whereas for liquid-phase products such as formate, separation processes like distillation are still



Table 1 Summary of the performance of carbonate/bicarbonate electrolyzers

Cathode	Catholyte	Membrane	Full cell voltage (V)	Current density (mA cm <sup>-2</sup> )	Main products	FE (%)	Ref.
Ag composite electrode	3 M KHCO <sub>3</sub>	BPM	-3.4	100	CO	82	32
Porous Ag electrode	3 M KHCO <sub>3</sub>	BPM	-3.7	100	CO	60	33
Ag nanoparticles	2 M KHCO <sub>3</sub>	BPM	-3.8	200	CO	46	34
Electrodeposited Ag electrode	2 M KHCO <sub>3</sub> with 0.02 M DTAB	BPM	~ -4	100	CO	70	35
Ag foam electrode	3 M KHCO <sub>3</sub>	CEM	-2.2	500	CO	15	36
Electrodeposited Bi electrode	3 M KHCO <sub>3</sub>	BPM	-4	100	HCOO <sup>-</sup>	64	21
SnO <sub>2</sub> nanoparticles	3 M KHCO <sub>3</sub>	BPM	-4.1	100	HCOO <sup>-</sup>	58	37
Electrodeposited Bi electrode	2.5 M NH <sub>4</sub> HCO <sub>3</sub>	AEM	-2.4	100	HCOO <sup>-</sup>	82 <sup>a</sup>	38
Cu foam electrode	3 M KHCO <sub>3</sub> with 3 mM CTAB	BPM	-7.2	400	CH <sub>4</sub>	27	22
Cu/Ag bilayer electrode	3 M KHCO <sub>3</sub>	BPM	-3.9	100	C <sub>2+</sub>	41.6	39
Ag nanoparticles on Ag films	1 M K <sub>2</sub> CO <sub>3</sub>	BPM	-3	100	CO	28	20
Cu nanoparticles on Cu films	1 M K <sub>2</sub> CO <sub>3</sub>	BPM	-4	250	C <sub>2+</sub>	14.4	20
Ag nanoparticles	CO <sub>2</sub> -capture solution <sup>b</sup>	CEM	-3.8	200	CO	46.4	41
Cu/CoPc-CNTs	1.5 M K <sub>2</sub> CO <sub>3</sub>	CEM	-4.1	300	C <sub>2+</sub>	47	42

<sup>a</sup> Tested at 40 °C. <sup>b</sup> Prepared by purging CO<sub>2</sub> at 80 sccm into 85 mL of 2 M KOH for 40 minutes.

necessary. Moreover, the description regarding product separation applies equally to carbonate electrolyzers. Thus, CO production from bicarbonate electrolyzers has more promising prospects. As for other advanced products such as methane and ethylene, looking for suitable catalysts to enhance product selectivity is currently an important task.

## 4. Performance of carbonate electrolyzers

Compared with HCO<sub>3</sub><sup>-</sup> electrolyzers, CO<sub>3</sub><sup>2-</sup> electrolyzers suffer more from low product selectivity due to the significantly greater difficulty in converting CO<sub>3</sub><sup>2-</sup> to CO<sub>2</sub> compared to HCO<sub>3</sub><sup>-</sup>. Therefore, the carbonate electrolyzers are primarily focused on producing syngas at the current stage. Li *et al.*<sup>20</sup> evaluated the electroreduction performance of Ag and Cu nanoparticles in a carbonate electrolyzer equipped with a BPM. The experimental results demonstrated that when Ag nanoparticles were used as the catalyst, the dominant product was CO, and the selectivity of CO decreased from 28% to 14% as the current density increased from 100 to 300 mA cm<sup>-2</sup>. Upon using a Cu film with loaded Cu nanoparticles as the working electrode, the primary products generated from carbonate reduction were ethylene and ethanol. The peak total selectivity for C<sub>2+</sub> products reached 14.4%, occurring at a current density of 250 mA cm<sup>-2</sup>. A significant drawback of BPM is that, at high current densities, it necessitates a

considerable potential, resulting in a lower energy efficiency for the systems.<sup>40</sup> Thus, Xiao *et al.*<sup>41</sup> replaced the BPM with CEM to decrease the overpotential of the membrane. However, the use of CEM resulted in an acidic reaction environment so that it did not improve CO selectivity. To provide an alkaline reaction environment, the researchers added a CO<sub>2</sub> diffusion layer (CDL) by spray-coating TiO<sub>2</sub> nanoparticles between the catalyst layer and the membrane. The results demonstrated that the CDL was most effective when its thickness was 25 μm, with the highest selectivity for CO reaching 46.4%. Lee *et al.*<sup>42</sup> reported a novel interposer and a Cu/CoPc-CNTs electrocatalyst joint design for the carbonate electrolyzer. 47% selectivity of the C<sub>2+</sub> product (the ethylene selectivity is 34%) was achieved at a current density of 300 mA cm<sup>-2</sup> and a cell voltage of 4.1 V.

Compared to bicarbonate electrolyzers, one major advantage of using carbonates as the feedstock is that carbonate solutions can be obtained from direct air capture, while bicarbonate solutions are mainly obtained from flue gas capture. As a result, carbonate electrolyzers have advantages in terms of application areas and feedstock costs. However, a significant challenge for carbonate electrolyzers is the low selectivity of their reduction products. As mentioned above, the highest CO and ethylene selectivities are around 46% and 34%, respectively. Therefore, we believe that developing suitable catalysts, improving the structure of the electrolyzers, and thereby increasing the faradaic efficiency of the product are the main research directions for carbonate electrolyzers in the future.

## 5. Conclusion and outlook

Compared to traditional alkaline CO<sub>2</sub> electroreduction systems, the integration of carbon capture and electroreduction steps is a major advantage of CO<sub>3</sub><sup>2-</sup>/HCO<sub>3</sub><sup>-</sup> electrolyzers, which simplifies the system. By directly employing carbon capture media as the carbon source in the electroreduction step, the demand for a series of steps involving the recovery and compression of CO<sub>2</sub> from the capture solution is eliminated, leading to a significant improvement in overall energy efficiency.




Fig. 3 (a) Digital images of the NiSA/PCFM membrane. (b) Schematics of the NiSA/PCFM membrane directly used as the GDE.<sup>43</sup>



Furthermore, as the system does not need CO<sub>2</sub> flow for reaction, it largely avoids the losses caused by excessive CO<sub>2</sub> and saves the energy required to separate CO<sub>2</sub> from the product gas. From the perspective of both energy and carbon efficiency, CO<sub>3</sub><sup>2-</sup>/HCO<sub>3</sub><sup>-</sup> electrolyzers have great potential. As exhibited in Table 1, HCO<sub>3</sub><sup>-</sup> electrolyzers for CO and formate production can achieve high selectivity and current density. However, studies on the generation of high-value-added products (e.g., C<sub>2</sub>H<sub>4</sub>) and the stability of the system are still limited.

To push CO<sub>3</sub><sup>2-</sup>/HCO<sub>3</sub><sup>-</sup> electrolyzers towards industrial applications, more research efforts should still be contributed. High-performance catalysts and electrodes need to be designed aiming at CO<sub>3</sub><sup>2-</sup>/HCO<sub>3</sub><sup>-</sup> electrolyzers. At the current stage, the electrocatalysts for the reaction are still based on commercial nanoparticles or porous metal electrodes. A promising direction is to develop electrocatalysts with more affinity towards CO<sub>3</sub><sup>2-</sup>/HCO<sub>3</sub><sup>-</sup>. For instance, theoretical research indicated that for Fe-Porphyrin, CO<sub>2</sub> reduction is hindered kinetically, while the reduction of H<sub>2</sub>CO<sub>3</sub> and HCO<sub>3</sub><sup>-</sup> is both kinetically and thermodynamically favorable.<sup>44</sup> Thus, Fe-Porphyrin is a promising electrocatalyst for CO<sub>3</sub><sup>2-</sup>/HCO<sub>3</sub><sup>-</sup> electrolyzers. Moreover, the theoretical research on Fe-Porphyrin also indicated that the direct electrochemical conversion of CO<sub>3</sub><sup>2-</sup>/HCO<sub>3</sub><sup>-</sup> is feasible. Actually, there have been reports indicating that both carbonate<sup>45</sup> and bicarbonate<sup>46</sup> could be directly electrochemically reduced into formate. Compared to CO<sub>3</sub><sup>2-</sup>/HCO<sub>3</sub><sup>-</sup> electrolyzers that rely on the *in situ* generation of CO<sub>2</sub>, direct CO<sub>3</sub><sup>2-</sup>/HCO<sub>3</sub><sup>-</sup> electrolysis technology makes it easier to achieve full utilization of carbon. While the selectivity of direct reduction is still relatively low at present, this technology exhibits significant potential. The design of working electrodes is also an important direction. Traditional carbon-based GDL suffers from poor durability in CO<sub>3</sub><sup>2-</sup>/HCO<sub>3</sub><sup>-</sup> electrolyzers, while when using more stable porous metal electrodes it is difficult to ensure product selectivity. We believe that the carbon-based single-atom catalyst electrodes can be a feasible solution. As shown in Fig. 3a, this Ni single-atom/porous carbon fiber membrane (NiSA/PCFM) catalyst uses a single piece of carbon-based single-atom material directly as the working electrode.<sup>43</sup> The high FE of CO can be ensured by the Ni single-atoms, and the Ni single atoms distributed throughout the entire carbon fiber membrane effectively prevent the traditional carbon-based GDL from experiencing the side reaction of the HER caused by immersion (Fig. 3b). Meanwhile, for the industrial application of CO<sub>3</sub><sup>2-</sup>/HCO<sub>3</sub><sup>-</sup> electrolyzers, the choice of electrolyte for electroreduction cannot be ignored. Although high selectivity and current density have been achieved for CO and formate generation in HCO<sub>3</sub><sup>-</sup> electrolyzers, the reactions have to be carried out at high HCO<sub>3</sub><sup>-</sup> concentrations.<sup>32,38</sup> In order to enhance the practical applicability of HCO<sub>3</sub><sup>-</sup> electrolyzers, research on low concentration HCO<sub>3</sub><sup>-</sup> solution electrochemical conversion needs to be conducted. On the other hand, introducing additives such as organic amines, carbonic anhydrase, or frothers into the capture media to overcome the poor CO<sub>2</sub> capture kinetics of bicarbonate solutions is also a feasible solution.<sup>18,47,48</sup> However, the presence of additives can

sometimes impede the electroreduction of CO<sub>2</sub>.<sup>49,50</sup> For instance, Fink *et al.*<sup>49</sup> found that the carbonic anhydrase would decrease the rate of CO formation of the electrolyzer if the enzyme is not filtered out upstream. Further research revealed that the decrease in CO selectivity was attributed to the deactivation of the catalyst surface caused by carbonic anhydrase and a carbon microporous layer was found to effectively suppress this deactivation. Improving the efficiency of CO<sub>2</sub> capture in carbonate capture solutions is of significant importance for systems utilizing bicarbonate solutions as the reaction medium. Therefore, exploring the performance of additives and their impact on the bicarbonate electrolysis process is a worthwhile research direction. In carbon capture systems that utilize bicarbonate as the product, the primary source of feedstock is CO<sub>2</sub>-rich flue gas. In contrast, carbonate solutions can be obtained through direct air capture, which not only diversifies the feedstock sources but also has significant importance in reducing atmospheric CO<sub>2</sub> concentrations and mitigating the greenhouse effect.<sup>13,51</sup> Thus, directly applying CO<sub>3</sub><sup>2-</sup> solution as the electrolyte is clearly more promising.<sup>16</sup> Therefore, developing a CO<sub>3</sub><sup>2-</sup> electrolyzer with high product selectivity is also a meaningful direction. As previously mentioned, the *in situ* generation of CO<sub>2</sub> heavily relies on the high H<sup>+</sup> flux transported by the membrane (BPM or CEM). Hence, research on ion exchange membranes is also conducive to promoting the development of carbonate/bicarbonate electrolyzers. In the case of BPM, a significant challenge to address is its large membrane overpotential. Researchers found that adding a water dissociation catalyst into the BPM can effectively reduce the membrane overpotential.<sup>52</sup> Introducing this design into BPM-based carbonate/bicarbonate electrolyzers to reduce cell voltage is a potential research direction. As for CEM-based carbonate/bicarbonate electrolyzers, improving the product selectivity is the top priority. Recently, it has been reported that introducing nitrogen sources into CO<sub>2</sub> electroreduction can expand the product species, and the possible products include urea, acetamides, and amines.<sup>53</sup> Considering that captured gases, such as flue gas, contain a certain amount of NO<sub>x</sub>. Using suitable catalysts to co-reduce CO<sub>3</sub><sup>2-</sup>/HCO<sub>3</sub><sup>-</sup> and NO<sub>3</sub><sup>-</sup> in the capture solution to produce nitrogen-containing products is also a promising research field.

## Conflicts of interest

There are no conflicts to declare.

## Acknowledgements

We acknowledge support from the Research Grants Council (16310419 and 16308420), Innovation and Technology Commission *via* the Chinese National Engineering Research Center for Control & Treatment of Heavy Metal Pollution, and Hong Kong Branch of the National Precious Metals Material Engineering Research Center of the Hong Kong Special Administrative Region.



## References

- 1 S. S. Myers, A. Zanolotti, I. Kloog, P. Huybers, A. D. Leakey, A. J. Bloom, E. Carlisle, L. H. Dietterich, G. Fitzgerald and T. Hasegawa, *Nature*, 2014, **510**, 139–142.
- 2 P. N. Pearson and M. R. Palmer, *Nature*, 2000, **406**, 695–699.
- 3 A. S. Agarwal, Y. Zhai, D. Hill and N. Sridhar, *ChemSusChem*, 2011, **4**, 1301–1310.
- 4 B. Zhang, J. Zhang, M. Hua, Q. Wan, Z. Su, X. Tan, L. Liu, F. Zhang, G. Chen and D. Tan, *J. Am. Chem. Soc.*, 2020, **142**, 13606–13613.
- 5 M. Zhong, K. Tran, Y. Min, C. Wang, Z. Wang, C.-T. Dinh, P. De Luna, Z. Yu, A. S. Rasouli and P. Brodersen, *Nature*, 2020, **581**, 178–183.
- 6 W. Ma, S. Xie, T. Liu, Q. Fan, J. Ye, F. Sun, Z. Jiang, Q. Zhang, J. Cheng and Y. Wang, *Nat Catal.*, 2020, **3**, 478–487.
- 7 F. P. García de Arquer, C.-T. Dinh, A. Ozden, J. Wicks, C. McCallum, A. R. Kirmani, D.-H. Nam, C. Gabardo, A. Seifitokaldani and X. Wang, *Science*, 2020, **367**, 661–666.
- 8 J. A. Rabinowitz and M. W. Kanan, *Nat. Commun.*, 2020, **11**, 5231.
- 9 T. Alerte, J. P. Edwards, C. M. Gabardo, C. P. O'Brien, A. Gaona, J. Wicks, A. Obradović, A. Sarkar, S. A. Jaffer and H. L. MacLean, *ACS Energy Lett.*, 2021, **6**, 4405–4412.
- 10 J. E. Huang, F. Li, A. Ozden, A. Sedighian Rasouli, F. P. García de Arquer, S. Liu, S. Zhang, M. Luo, X. Wang and Y. Lum, *Science*, 2021, **372**, 1074–1078.
- 11 J. Y. T. Kim, P. Zhu, F.-Y. Chen, Z.-Y. Wu, D. A. Cullen and H. Wang, *Nat. Catal.*, 2022, **5**, 288–299.
- 12 K. Xie, R. K. Miao, A. Ozden, S. Liu, Z. Chen, C.-T. Dinh, J. E. Huang, Q. Xu, C. M. Gabardo and G. Lee, *Nat. Commun.*, 2022, **13**, 3609.
- 13 D. W. Keith, G. Holmes, D. S. Angelo and K. Heidel, *Joule*, 2018, **2**, 1573–1594.
- 14 I. Sullivan, A. Goryachev, I. A. Digdaya, X. Li, H. A. Atwater, D. A. Vermaas and C. Xiang, *Nat. Catal.*, 2021, **4**, 952–958.
- 15 S. Zhang, C. Chen, K. Li, H. Yu and F. Li, *J. Mater. Chem. A*, 2021, **9**, 18785–18792.
- 16 A. J. Welch, E. Dunn, J. S. DuChene and H. A. Atwater, *ACS Energy Lett.*, 2020, **5**, 940–945.
- 17 K. A. Mumford, K. H. Smith, C. J. Anderson, S. Shen, W. Tao, Y. A. Suryaputradinata, A. Qader, B. Hooper, R. A. Innocenzi and S. E. Kentish, *Energy Fuels*, 2012, **26**, 138–146.
- 18 S. Valluri and S. K. Kawatra, *Fuel Process. Technol.*, 2021, **212**, 106620.
- 19 T. Li, E. W. Lees, M. Goldman, D. A. Salvatore, D. M. Weekes and C. P. Berlinguette, *Joule*, 2019, **3**, 1487–1497.
- 20 Y. C. Li, G. Lee, T. Yuan, Y. Wang, D.-H. Nam, Z. Wang, F. P. García de Arquer, Y. Lum, C.-T. Dinh and O. Voznyy, *ACS Energy Lett.*, 2019, **4**, 1427–1431.
- 21 T. Li, E. W. Lees, Z. Zhang and C. P. Berlinguette, *ACS Energy Lett.*, 2020, **5**, 2624–2630.
- 22 E. W. Lees, A. Liu, J. C. Bui, S. Ren, A. Z. Weber and C. P. Berlinguette, *ACS Energy Lett.*, 2022, **7**, 1712–1718.
- 23 Y. Hori and S. Suzuki, *J. Electrochem. Soc.*, 1983, **130**, 2387.
- 24 N. Osetrova, V. Bagotzky, S. Guizhevsky and Y. M. Serov, *J. Electroanal. Chem.*, 1998, **453**, 239–241.
- 25 X. Min and M. W. Kanan, *J. Am. Chem. Soc.*, 2015, **137**, 4701–4708.
- 26 M. G. Kibria, J. P. Edwards, C. M. Gabardo, C. T. Dinh, A. Seifitokaldani, D. Sinton and E. H. Sargent, *Adv. Mater.*, 2019, **31**, 1807166.
- 27 Z. Zhang, L. Melo, R. P. Janssonius, F. Habibzadeh, E. R. Grant and C. P. Berlinguette, *ACS Energy Lett.*, 2020, **5**, 3101–3107.
- 28 R. Kas, K. Yang, G. P. Yewale, A. Crow, T. Burdyny and W. A. Smith, *Ind. Eng. Chem. Res.*, 2022, **61**, 10461–10473.
- 29 E. W. Lees, J. C. Bui, D. Song, A. Z. Weber and C. P. Berlinguette, *ACS Energy Lett.*, 2022, **7**, 834–842.
- 30 A. G. Fink, E. W. Lees, Z. Zhang, S. Ren, R. S. Delima and C. P. Berlinguette, *ChemElectroChem*, 2021, **8**, 2094–2100.
- 31 D. J. Pimlott, A. Jewlal, B. A. Mowbray and C. P. Berlinguette, *ACS Energy Lett.*, 2023, **8**, 1779–1784.
- 32 E. W. Lees, M. Goldman, A. G. Fink, D. J. Dvorak, D. A. Salvatore, Z. Zhang, N. W. Loo and C. P. Berlinguette, *ACS Energy Lett.*, 2020, **5**, 2165–2173.
- 33 Z. Zhang, E. W. Lees, F. Habibzadeh, D. A. Salvatore, S. Ren, G. L. Simpson, D. G. Wheeler, A. Liu and C. P. Berlinguette, *Energy Environ. Sci.*, 2022, **15**, 705–713.
- 34 C. Larrea, D. Torres, J. R. Avilés-Moreno and P. Ocón, *J. CO2 Utilization*, 2022, **57**, 101878.
- 35 C. Larrea, J. R. Avilés-Moreno and P. Ocón, *Molecules*, 2023, **28**, 1951.
- 36 Z. Zhang, E. W. Lees, S. Ren, B. A. Mowbray, A. Huang and C. P. Berlinguette, *ACS Cent. Sci.*, 2022, **8**, 749–755.
- 37 O. Gutiérrez-Sánchez, B. De Mot, M. Bulut, D. Pant and T. Breugelmans, *ACS Appl. Mater. Interfaces*, 2022, **14**, 30760–30771.
- 38 H. Liu, Y. Chen, J. Lee, S. Gu and W. Li, *ACS Energy Lett.*, 2022, **7**, 4483–4489.
- 39 J. Lee, H. Liu and W. Li, *ChemSusChem*, 2022, e202201329.
- 40 J. Luo, D. A. Vermaas, D. Bi, A. Hagfeldt, W. A. Smith and M. Grätzel, *Adv. Energy Mater.*, 2016, **6**, 1600100.
- 41 Y. C. Xiao, C. M. Gabardo, S. Liu, G. Lee, Y. Zhao, C. P. O'Brien, R. K. Miao, Y. Xu, J. P. Edwards and M. Fan, *EES Catal.*, 2023, **1**, 54–61.
- 42 G. Lee, A. S. Rasouli, B.-H. Lee, J. Zhang, Y. C. Xiao, J. P. Edwards, M. G. Lee, E. D. Jung, F. Arabyarmohammadi and H. Liu, *Joule*, 2023, **7**, 1277–1288.
- 43 H. Yang, Q. Lin, C. Zhang, X. Yu, Z. Cheng, G. Li, Q. Hu, X. Ren, Q. Zhang and J. Liu, *Nat. Commun.*, 2020, **11**, 593.
- 44 R. Khakpour, D. Lindberg, K. Laasonen and M. Busch, *ChemCatChem*, 2023, **15**(6), e202201671.
- 45 H. Ma, E. Ibáñez-Alé, R. Ganganahalli, J. Pérez-Ramírez, N. López and B. S. Yeo, *J. Am. Chem. Soc.*, 2023, **145**(45), 24707–24716.
- 46 N. Sreekanth and K. L. Phani, *Chem. Commun.*, 2014, **50**, 11143–11146.
- 47 A. Y. Shekh, K. Krishnamurthi, S. N. Mudliar, R. R. Yadav, A. B. Fulke, S. S. Devi and T. Chakrabarti, *Crit. Rev. Environ. Sci. Technol.*, 2012, **42**, 1419–1440.
- 48 J. T. Cullinane and G. T. Rochelle, *Chem. Eng. Sci.*, 2004, **59**, 3619–3630.





- 49 A. G. Fink, E. W. Lees, J. Gingras, E. Madore, S. Fradette, S. A. Jaffer, M. Goldman, D. J. Dvorak and C. P. Berlinguette, *J. Inorg. Biochem.*, 2022, **231**, 111782.
- 50 J. H. Kim, H. Jang, G. Bak, W. Choi, H. Yun, E. Lee, D. Kim, J. Kim, S. Y. Lee and Y. J. Hwang, *Energy Environ. Sci.*, 2022, **15**, 4301–4312.
- 51 W. A. Smith, T. Burdyny, D. A. Vermaas and H. Geerlings, *Joule*, 2019, **3**, 1822–1834.
- 52 L. Chen, Q. Xu, S. Z. Oener, K. Fabrizio and S. W. Boettcher, *Nat. Commun.*, 2022, **13**, 3846.
- 53 Z. Tao, C. L. Rooney, Y. Liang and H. Wang, *J. Am. Chem. Soc.*, 2021, **143**, 19630–19642.

