


# Dalton Transactions

An international journal of inorganic chemistry

rsc.li/dalton



ISSN 1477-9226



**PAPER**

Arno Pfitzner *et al.*

The cubic structure of  $\text{Li}_3\text{As}$  stabilized by substitution –  
 $\text{Li}_8\text{TtAs}_4$  (Tt = Si, Ge) and  $\text{Li}_{14}\text{TtAs}_6$  (Tt = Si, Ge, Sn) and their  
lithium ion conductivity

Cite this: *Dalton Trans.*, 2024, **53**, 11257

# The cubic structure of $\text{Li}_3\text{As}$ stabilized by substitution – $\text{Li}_8\text{TtAs}_4$ (Tt = Si, Ge) and $\text{Li}_{14}\text{TtAs}_6$ (Tt = Si, Ge, Sn) and their lithium ion conductivity†

Martin Schmid, Florian Wegner, Claudia De Giorgi, Florian Pielhofer  and Arno Pfitzner \*

The new lithium arsenidotetrelates  $\text{Li}_8\text{SiAs}_4$ ,  $\text{Li}_8\text{GeAs}_4$ ,  $\text{Li}_{14}\text{SiAs}_6$ ,  $\text{Li}_{14}\text{GeAs}_6$  and  $\text{Li}_{14}\text{SnAs}_6$  were synthesized *via* ball milling and structurally characterized by Rietveld analysis of X-ray powder diffraction data. The aliovalent substitution of lithium in hexagonal  $\text{Li}_3\text{As}$  by introducing a tetravalent tetrel cation stabilizes cubic structures for  $\text{Li}_8\text{TtAs}_4$  (Tt = Si, Ge) in the space group  $P\bar{a}3$  and for the lithium richer compound  $\text{Li}_{14}\text{TtAs}_6$  (Tt = Si, Ge, Sn) in the higher symmetrical space group  $Fm\bar{3}m$  (no. 225). Thermal properties of the arsenidotetrelates were investigated *via* high temperature powder diffraction and differential thermal analysis revealing a decomposition process of the lithium richer arsenidotetrelate ( $\text{Li}_{14}\text{TtAs}_6 \rightarrow \text{Li}_8\text{TtAs}_4 + 2\text{Li}_3\text{As}$ ) into the lithium poorer arsenidotetrelates and lithium arsenide at moderate temperatures. Impedance spectroscopy shows moderate to good lithium ion conductivity for the lithium arsenidotetrelates.

Received 4th March 2024,  
Accepted 18th April 2024  
DOI: 10.1039/d4dt00664j

rsc.li/dalton

## Introduction

Lithium phosphidotetrelates have become an interesting and intensely discussed family of compounds over the last years, because of their interesting structural diversity and high ionic conductivity.<sup>1–3</sup> First mentioned in the 1950s by Juza, the nitridosilicates, phosphidosilicates and arsenidosilicates received little attention.<sup>4,5</sup> In 2016, the compounds  $\text{Li}_2\text{SiP}_2$  and  $\text{LiSi}_2\text{P}_3$  were synthesized and characterized independently by Johrendt *et al.* and by Fässler *et al.* who also discovered  $\text{Li}_8\text{SiP}_4$  in the same year.<sup>3,6</sup> Exchanging silicon by germanium leads to  $\text{Li}_8\text{GeP}_4$  which crystallizes in two modifications, one of them is isostructural to  $\text{Li}_8\text{SiP}_4$ .<sup>7</sup> In 2019 the group of Fässler reported the hitherto most lithium-rich phosphidosilicate  $\text{Li}_{14}\text{SiP}_6$  and its high lithium conductivity up to  $1 \text{ mS cm}^{-1}$  at room temperature.<sup>1</sup> Replacing silicon for germanium or tin subsequently led to the discovery of  $\text{Li}_{14}\text{GeP}_6$  and  $\text{Li}_{14}\text{SnP}_6$  in 2020.<sup>8</sup> Arsenidosilicates, the corresponding heavier homologues to the phosphidosilicates, are known since the 1950s, but were only scarcely mentioned since then. Kovnir *et al.* synthesized the ternary compound  $\text{Li}_{1-x}\text{Sn}_{2+x}\text{As}_2$  ( $0.2 < x < 0.4$ ) *via* solid-state reaction of the elements and  $\text{Li}_{0.9}\text{Ge}_{2.9}\text{As}_{3.1}$  and  $\text{Li}_3\text{Si}_7\text{As}_8$

by electrochemical lithiation of the tetrel arsenides GeAs and SiAs.<sup>9,10</sup> One year later the same group reported on the silicon compounds  $\text{Li}_2\text{SiAs}_2$  featuring adamantane-like  $\text{Si}_4\text{As}_{10}$  units and  $\text{Li}_3\text{Si}_3\text{As}_6$  build up by corner-sharing  $\text{SiAs}_4$ -tetrahedra.<sup>11</sup> In 2022 we could proof ion conductivity for  $\text{Li}_3\text{As}$ .<sup>12</sup> DFT modeling and conductivity experiments on  $\text{Li}_3\text{P}$  and  $\text{Li}_3\text{As}$  show significant similarities between the two compounds. Recently our group presented the lithium arsenidotetrelates  $\text{Li}_3\text{AlAs}_2$ ,  $\text{Li}_3\text{GaAs}_2$  and  $\text{Li}_3\text{InAs}_2$  showing, that we can exchange phosphorus by arsenic not just in binary, but also in ternary compounds.<sup>13</sup> With the new compounds  $\text{Li}_8\text{TtAs}_4$  (Tt = Si, Ge) and  $\text{Li}_{14}\text{TtAs}_6$  (Tt = Si, Ge, Sn) discussed here we expand the family of arsenidotetrelates to higher lithium content showing similar structural features and properties like the phosphide-based compounds. These ternary phases can be understood as an aliovalent substitution of four lithium cations in  $\text{Li}_3\text{As}$  by one tetrel cation ( $\text{Li}_{12}\text{As}_4 \rightarrow \text{Li}_8\text{Tt}^{4+}\text{As}_4$ , Tt = Si, Ge;  $\text{Li}_{18}\text{As}_6 \rightarrow \text{Li}_{14}\text{Tt}^{4+}\text{As}_6$ , Tt = Si, Ge, Sn). The formal aliovalent substitution of a tetrel cation in hexagonal  $\text{Li}_3\text{As}$  forces the ternary phase into a cubic crystal system. Both crystal structures of  $\text{Li}_8\text{TtAs}_4$  and  $\text{Li}_{14}\text{TtAs}_6$  can be derived from the antifluorite structure type or alternatively can be described as a deficient  $\text{Li}_3\text{Bi}$  structure type. The formal substitution of  $\text{Li}^+$  ions in  $\text{Li}_3\text{As}$  by a highly charged cation resulting in a cubic structure was first described for transition metals. The systems  $\text{Li-M-Pn}$  (M = Ti, Zr, Hf; Pn = P, As, Sb, Bi) investigated by Adam and Schuster show the formation of ternary cubic phases stabilized by the substitution of lithium with four valent titanium, zirconium or

Institut für Anorganische Chemie, Universität Regensburg, Universitätsstrasse 31, 93053 Regensburg, Germany. E-mail: Arno.Pfitzner@chemie.uni-regensburg.de

† Electronic supplementary information (ESI) available. CCDC 2332047–2332051. For ESI and crystallographic data in CIF or other electronic format see DOI: <https://doi.org/10.1039/d4dt00664j>



hafnium. Monconduit *et al.* describe the same stabilizing effect for the  $\text{Nb}^{4+}$ -cation substituting four lithium cations in  $\text{Li}_3\text{As}$  leading to a cubic antiferrotype-type ternary phase ( $\text{Li}_{12}\text{As}_4 \rightarrow \text{Li}_7\text{M}^{5+}\text{As}_4$ ).<sup>14,15</sup> The new phases in the systems  $\text{Li-Tt-As}$  ( $\text{Tt} = \text{Si, Ge, Sn}$ ) show that this substitution also works for tetrels, *i.e.*, main group elements. The crystal structures of the new arsenidotetrelates were determined by Rietveld refinement of X-ray powder diffraction (XRPD) data. High temperature XRPD and differential thermal analysis (DTA) reveal structural changes for different thermal conditions. Further, impedance spectroscopy proves good lithium ion mobility.

## Results and discussion

### Synthesis and crystal structure determination

The synthesis of the compounds under discussion was performed *via* ball milling of stoichiometric amounts of the elements and subsequent annealing of the pre-reacted mixture at elevated temperatures. Samples with the composition  $\text{Li}_8\text{TtAs}_4$  ( $\text{Tt} = \text{Si, Ge}$ ) were taken out of the furnace and cooled in air, while ampoules containing the samples  $\text{Li}_{14}\text{TtAs}_6$  ( $\text{Tt} = \text{Si, Ge, Sn}$ ) had to be quenched faster in water to ensure phase pure samples. The X-ray powder diffraction patterns of the stoichiometric mixtures 14:1:6 show intense reflections which can be assigned to the product already after ball milling (Fig. S1–S3†).  $\text{Li}_3\text{As}$  and unreacted tetrel are present in small amounts as side phases (broadening of reflections is due to micro crystallinity after ball milling). In case of Si, increasing numbers of ball mill cycles lead to lower intensities of  $\text{Li}_3\text{As}$ . Therefore, the completion of the reaction between the elements in the milling process depends on the duration (higher energy input over time) of the ball mill experiment. For  $\text{Li}_{14}\text{GeAs}_6$  only unreacted Ge is present after ball milling. Performing additional milling cycles showed no improvement, leading to the conclusion that the ball milled mixture needs subsequent thermal treatment for total conversion into the ternary phase. The reaction mixture with Sn shows no side phase after ball milling.

$\text{Li}_8\text{SiAs}_4$  and  $\text{Li}_8\text{GeAs}_4$  are isotypic and crystallize in the cubic space group  $Pa\bar{3}$  (no. 218) with the lattice parameters 12.096(1) Å and 12.170(1) Å, respectively (Fig. 1 and S4†). Crystallographic data of all compounds are displayed in the ESI (Table S1†) together with displacement parameters (Table S2†) and atomic coordinates (Table S3†). All crystal structures were refined from powder diffraction data by Rietveld analysis using the corresponding isotypic phosphide structures as starting models (Fig. 3).<sup>3,7</sup> The structures can be derived from the antiferrotype structure type (Fig. 4) leading to a  $2 \times 2 \times 2$  supercell ( $Z = 8$ ) which is built up by a cubic close packed arrangement of As atoms. The formation of covalent bonds between arsenic and the tetrel atom form isolated  $[\text{TtAs}_4]^{8-}$ -tetrahedra, which distort the ideal arrangement of the cubic close packed As atoms. To balance the negative charge these  $[\text{TtAs}_4]^{8-}$  tetrahedra are surrounded by 7 + 1  $\text{Li}^+$  cations occupying all other tetrahedral voids (Li/Ge tetrahedra

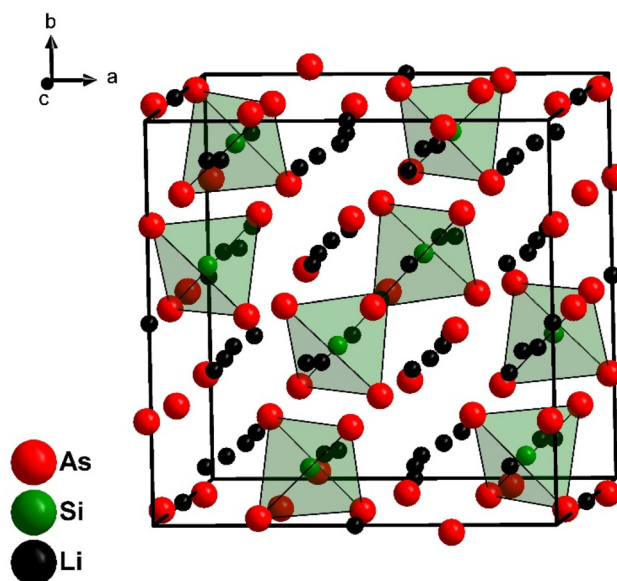


Fig. 1 Cubic crystal structure of  $\text{Li}_8\text{SiAs}_4$  with  $[\text{SiAs}_4]^{8-}$ -tetrahedra coloured in green.

occupancy 7:1) and 25% of the octahedral voids. The  $[\text{SiAs}_4]^{8-}$ -tetrahedra in  $\text{Li}_8\text{SiAs}_4$  are slightly distorted with interatomic distances of  $d(\text{Si-As}) = 2.371$  Å (1 $\times$ ), 2.398 Å (1 $\times$ ) and 2.399 Å (3 $\times$ ). These distances are comparable to related compounds like  $\text{Na}_5\text{SiAs}_3$  (2.351–2.428 Å),<sup>16</sup>  $\text{KSi}_3\text{As}_3$  (2.323–2.414 Å)<sup>17</sup> and  $\text{SiAs}$  (2.364–2.414 Å).<sup>18</sup> The  $[\text{GeAs}_4]^{8-}$ -tetrahedra of the isotypic compound  $\text{Li}_8\text{GeAs}_4$  have interatomic distances  $d(\text{Ge-As})$  of 2.468 Å (3 $\times$ ) and 2.471 Å (1 $\times$ ) similar to related compounds as  $\text{Na}_5\text{GeAs}_3$  (2.433–2.520 Å),<sup>19</sup>  $\text{KGe}_3\text{As}_3$  (2.414–2.509 Å)<sup>20</sup> and  $\text{GeAs}$  (2.449–2.488 Å).<sup>21</sup> All coordination polyhedra are shown in the ESI (Fig. S5 and S6†).

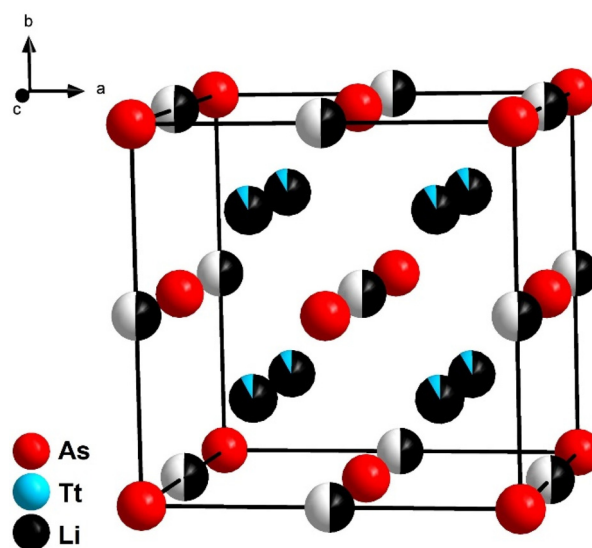
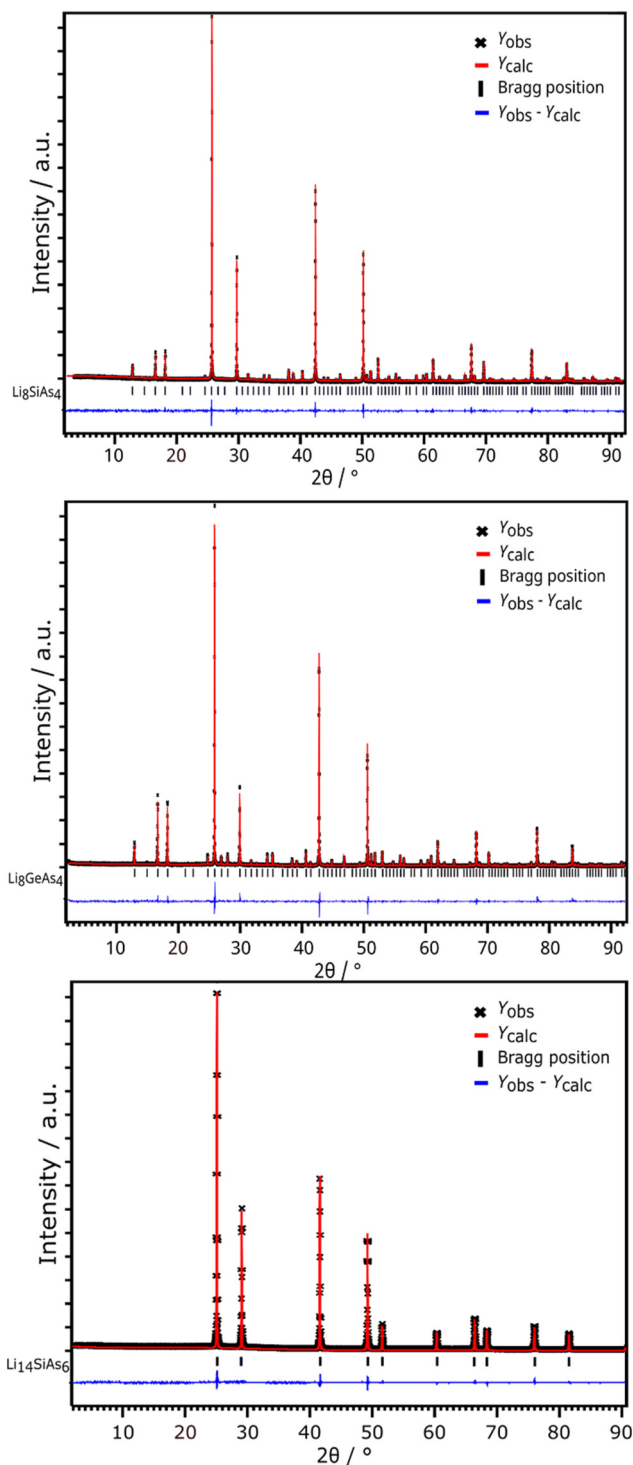


Fig. 2 Cubic crystal structure of  $\text{Li}_{14}\text{TtAs}_6$  ( $\text{Tt} = \text{Si, Ge, Sn}$ ). Tetrahedral voids are occupied by lithium and tetrel cation in a ratio of 11:1 and the octahedral voids are half occupied by lithium.



**Fig. 3** X-ray powder diffraction data with Rietveld analyses of  $\text{Li}_8\text{SiAs}_4$  (top),  $\text{Li}_8\text{GeAs}_4$  (middle) and  $\text{Li}_{14}\text{SiAs}_6$  (bottom). Observed intensities  $Y_{\text{obs}}$  are displayed with black crosses, the red line indicates the calculated intensities  $Y_{\text{calc}}$ , Bragg positions are marked with black lines and the difference plot ( $Y_{\text{obs}} - Y_{\text{calc}}$ ) is drawn in blue.

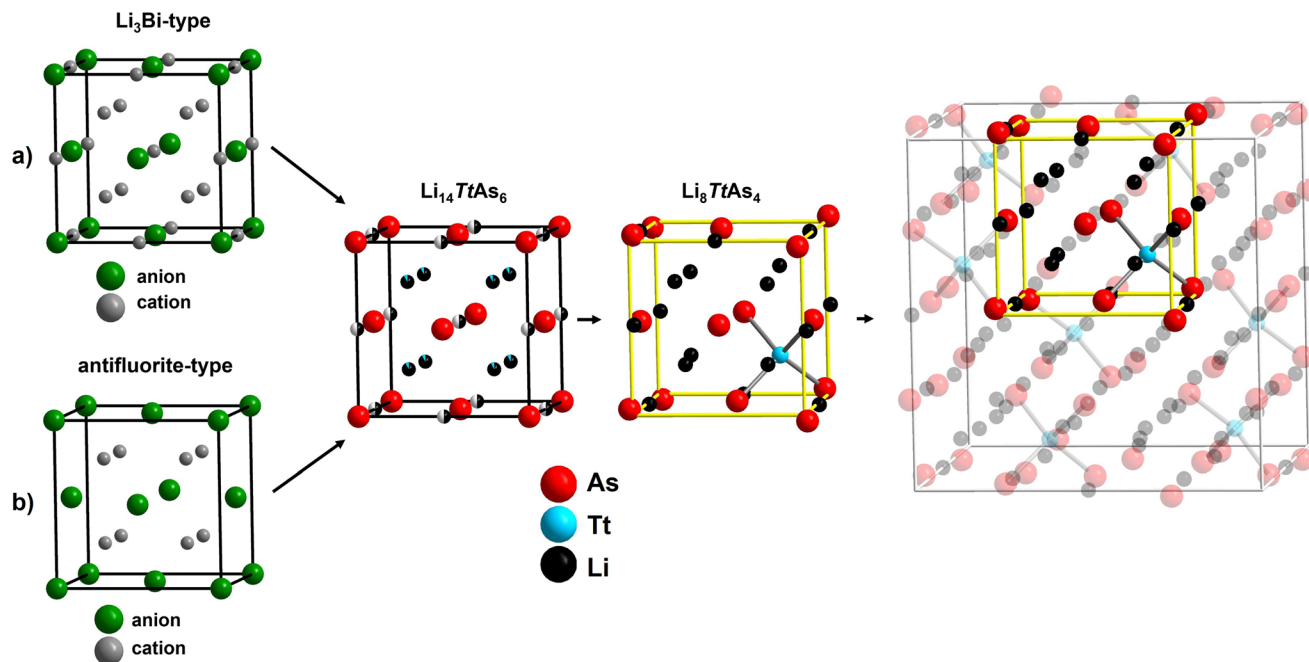
The lithium richer arsenidotetrelates  $\text{Li}_{14}\text{TtAs}_6$  (Tt = Si, Ge, Sn) crystallize with even higher symmetry in space group  $Fm\bar{3}m$  (no. 225) with lattice parameters of  $a = 6.131(1)$  Å ( $\text{Li}_{14}\text{SiAs}_6$ ),

$6.143(1)$  Å ( $\text{Li}_{14}\text{GeAs}_6$ ) and  $6.193(1)$  Å ( $\text{Li}_{14}\text{SnAs}_6$ ). XRPD patterns with Rietveld analysis are displayed in Fig. 3 for the Si compound and the corresponding Ge and Sn diffraction patterns are shown in the ESI (Fig. S8 and S9†). For Rietveld refinements the isotopic phosphidotetrelates were used as initial structure models with As localized on the P positions.<sup>18</sup> The crystal structure can be described as a face-centered cubic lattice of arsenic atoms where all tetrahedral voids are occupied by a mixed site of Li1 and the corresponding tetrel with a ratio of tetrel/lithium 1 : 11 (Fig. 2). A second Li position (Li2) occupies all octahedral voids with a SOF of 0.5. A detailed discussion of the Rietveld refinement is given in the ESI.† Due to the highly symmetric crystal structure several interatomic distances are identical like the distance of Tt/Li1–Tt/Li1 and Li2–As1. Selected interatomic distances are listed in Table 1. Arsenidotetrelates and phosphidotetrelates show similar behaviour with respect to the increase of lattice parameter and interatomic distances. The lattice parameters of the arsenidotetrelates increase from Si to Ge by 0.20% and from Ge to Sn by 0.81%. A similar increase is observed for the phosphidotetrelates: from Si to Ge by 0.29% and from Ge to Sn by 1.02%. Fässler *et al.* assign the smaller increase of lattice parameters from  $\text{Li}_{14}\text{SiP}_6$  to  $\text{Li}_{14}\text{GeP}_6$  compared to  $\text{Li}_{14}\text{GeP}_6$  to  $\text{Li}_{14}\text{SnP}_6$  to the fact, that Ge could compensate the larger atomic radius of Ge compared to Si by its higher electronegativity.<sup>8</sup> The overall slightly larger lattice parameters and interatomic distances of the arsenidotetrelates compared to their corresponding phosphidotetrelates can be explained with the larger atomic radius of arsenic compared to phosphorus. It must be noted that to the best of our knowledge no reliable values for the ionic radii of  $\text{P}^{3-}$  and  $\text{As}^{3-}$  can be found in textbooks or scientific literature.

The crystal structures of  $\text{Li}_8\text{TtAs}_4$  (Tt = Si, Ge) with space group  $Pa\bar{3}$  (no. 218) and the crystal structures of  $\text{Li}_{14}\text{TtAs}_6$  (Tt = Si, Ge, Sn) with space group  $Fm\bar{3}m$  (no. 225) are closely related and can be both derived from the antifluorite structure type (stuffed type) or alternatively from the  $\text{Li}_3\text{Bi}$  structure type (defect type). The main structural difference between the lithium poorer and lithium richer arsenidotetrelates is that the lower amount of tetrel atoms in  $\text{Li}_{14}\text{TtAs}_6$  (1 of 21 atoms) is evenly distributed over all tetrahedral voids creating mixed occupancy with lithium whereas the higher amount of tetrel atoms in  $\text{Li}_8\text{TtAs}_4$  (1 of 13 atoms) is distributed in an ordered way occupying 1/8 of all tetrahedral voids by 100%. The structural relationship between  $\text{Li}_8\text{TtAs}_4$  and  $\text{Li}_{14}\text{TtAs}_6$  and the relation to the antifluorite structure type (or alternatively to the  $\text{Li}_3\text{Bi}$  structure type) are visualized in Fig. 4. The ordering of tetrel cations in  $\text{Li}_8\text{TtAs}_4$  reduces the space group symmetry

**Table 1** Interatomic distances in  $\text{Li}_{14}\text{TtAs}_6$  (Tt = Si, Ge, Sn)

Formula	Tt/Li1–Li2/Å	As1–As1/Å	Li2–As1/Å
$\text{Li}_{14}\text{SiAs}_6$	2.654(1)	4.335(1)	3.065(1)
$\text{Li}_{14}\text{GeAs}_6$	2.660(1)	4.343(1)	3.071(1)
$\text{Li}_{14}\text{SnAs}_6$	2.681(1)	4.379(1)	3.096(1)



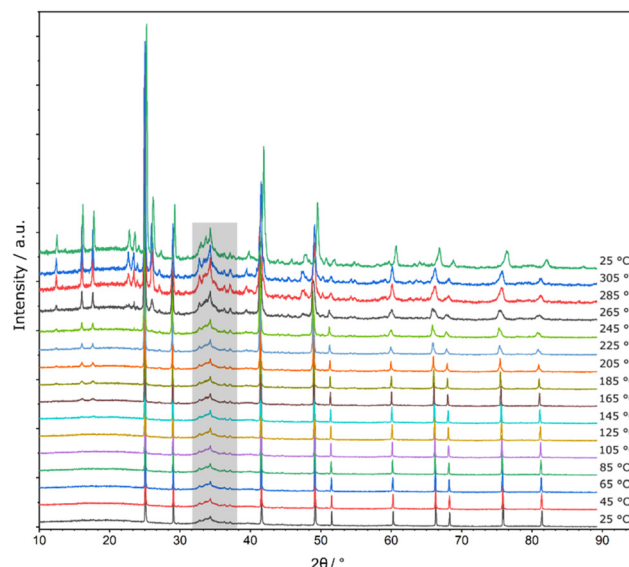
**Fig. 4** Representation of the structural relation of the compounds  $\text{Li}_8\text{TtAs}_4$  and  $\text{Li}_{14}\text{TtAs}_6$  to the antifluorite structure type and the  $\text{Li}_3\text{Bi}$  structure type. (a)  $\text{Li}_3\text{Bi}$  structure type, (b) antifluorite structure type, middle: structure of  $\text{Li}_{14}\text{TtAs}_6$  which can be derived from the  $\text{Li}_3\text{Bi}$  structure type by removing half of the occupation from the octahedral voids forming a half-occupied lithium position and adding a mixed position of lithium and tetrrel cation in the tetrahedral voids (deficient  $\text{Li}_3\text{Bi}$  structure). Second, the structure of  $\text{Li}_{14}\text{TtAs}_6$  can be understood as a filled antifluorite structure, where the octahedral voids are half filled with lithium and tetrahedral voids are occupied with the mixed position. In the structure of  $\text{Li}_8\text{TtAs}_4$  the mixed positions in the tetrahedral voids are replaced by an ordered arrangement of the tetrrel cation occupying one of the eight octahedral voids in the yellow cell. The formation of ordered  $[\text{TtAs}_4]^{8-}$ -tetrahedra leads to a distortion in the ccp of the arsenide anions. The other seven tetrahedral voids are fully occupied by lithium and the lithium occupancy in the octahedral voids is reduced. Right: unit Cell of  $\text{Li}_8\text{TtAs}_4$ . The yellow cell (former equivalent of the unit cell of  $\text{Li}_{14}\text{TtAs}_6$ ) is highlighted to underline the structural relation of both structures. The unit cell of  $\text{Li}_8\text{TtAs}_4$  can be understood as a  $2 \times 2 \times 2$  supercell of eight yellow cells and an additional origin shift of  $(\frac{1}{2}, 0, 0)$ .

from  $Fm\bar{3}m$  in  $\text{Li}_{14}\text{TtAs}_6$  to  $Pa\bar{3}$  ( $Fm\bar{3}m \rightarrow Pm\bar{3}m \rightarrow Fm\bar{3}c \rightarrow Fm\bar{3} \rightarrow Pa\bar{3}$ ). A detailed description of these symmetry relations is given by Fässler *et al.*<sup>7</sup>

### Thermal analysis

Quenching is crucial for phase pure samples of  $\text{Li}_{14}\text{TtAs}_6$  (Tt = Si, Ge, Sn) indicating the stability of this cubic phase only at high temperatures. This is proven by high temperature powder diffraction data of previously quenched samples up to 305 °C. A decomposition process is most pronounced for  $\text{Li}_{14}\text{GeAs}_6$  (Fig. 5) by the reformation of  $\text{Li}_3\text{As}$  and  $\text{Li}_8\text{GeAs}_4$  starting at 125 °C (Fig. S13†). The diffraction pattern of the Si compound shows weak intensity reflections at a temperature of 305 °C belonging to  $\text{Li}_8\text{SiAs}_4$  (Fig. S10 and S12†) and the Sn compound decomposes at a temperature of 285 °C to  $\text{Li}_3\text{As}$  and additional reflections which could possibly be assigned to yet unknown  $\text{Li}_8\text{SnAs}_4$  (Fig. S11†). Reasonable diffraction data for  $\text{Li}_8\text{SnAs}_4$  suitable for structural characterization are not yet accessible.

For temperatures above 305 °C differential thermal analysis (DTA) (Fig. S14–S16†) was performed showing significant and clear endothermal effects for  $\text{Li}_{14}\text{SiAs}_6$  at an onset point of 489 °C ( $\text{Li}_{14}\text{GeAs}_6$  at 464 °C, and  $\text{Li}_{14}\text{SnAs}_6$  at 533 °C) in the heating cycles and exothermal effects in the cooling cycles at

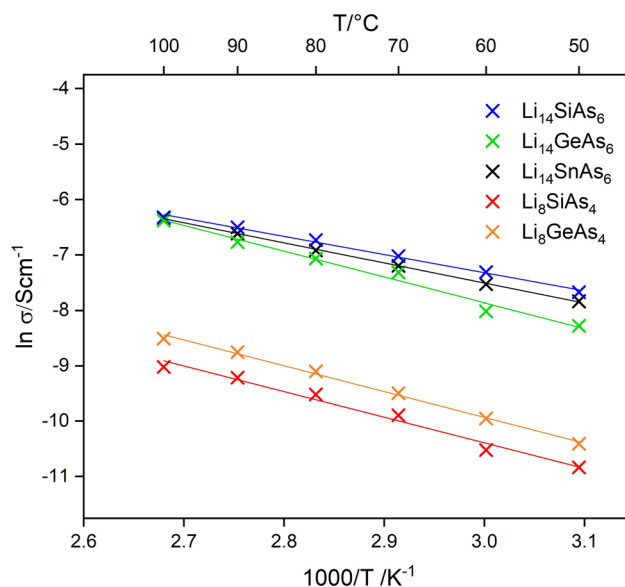


**Fig. 5** High temperature powder diffraction data (25 °C → 305 °C → 25 °C) of  $\text{Li}_{14}\text{GeAs}_6$  in steps of 20 °C. Additional reflexes are emerging at a temperature of 165 °C which can be assigned to  $\text{Li}_3\text{As}$  and  $\text{Li}_8\text{GeAs}_4$ . Please note that artifacts of the heating device are present in a  $2\theta$  range of 32°–38° (grey background).

onset points of 473 °C and 442 °C for  $\text{Li}_{14}\text{SiAs}_6$  ( $\text{Li}_{14}\text{GeAs}_6$  at 480 °C and  $\text{Li}_{14}\text{SnAs}_6$  at 534 °C and 465 °C). We assume a behaviour similar to the recently reported homologous phosphides, for which the following interpretation was suggested.<sup>18</sup> The endothermic effects can be explained by a reformation process of  $\text{Li}_3\text{As}$  and  $\text{Li}_8\text{TtAs}_4$  to  $\text{Li}_{14}\text{TtAs}_6$  after gradual decomposition of  $\text{Li}_{14}\text{TtAs}_6$  during the previous annealing period. The initial decomposition which is detected in the high temperature powder data must therefore be too slow to be detectable by DTA. While cooling the metastable phase  $\text{Li}_{14}\text{TtAs}_6$  from high temperatures the samples again undergo decomposition to  $\text{Li}_3\text{As}$  and  $\text{Li}_8\text{TtAs}_4$  indicated by the exothermic effects. Powder diffraction data of the Si compound after DTA (Fig. S11†) shows a mixture of  $\text{Li}_{14}\text{SiAs}_6$ ,  $\text{Li}_8\text{SiAs}_4$  and  $\text{Li}_3\text{As}$  proving the decomposition of the lithium rich arsenidotetrelate after the cooling cycle ( $\text{Li}_{14}\text{SiAs}_6 \rightarrow \text{Li}_8\text{SiAs}_4 + 2\text{Li}_3\text{As}$ ). The described decomposition and reformation processes are also observed for the lithium phosphidotetrelates  $\text{Li}_{14}\text{TtP}_6$  (Tt = Si, Ge, Sn) which decompose to  $\text{Li}_8\text{TtP}_4$  (Tt = Si, Ge, Sn) and  $\text{Li}_3\text{P}$  upon decreasing temperatures and therefore confirm the strong similarity between the arsenidotetrelates and phosphidotetrelates not only in structural aspects but also in the thermal properties.<sup>1,8</sup>

### Impedance spectroscopy

Lithium ion mobility was measured using ac-impedance spectroscopy with ion blocking electrodes (indium foil) in a temperature range of 50 °C to 100 °C. Measurements at higher temperatures were not investigated, because of the limited thermal stability of the lithium rich arsenidotetrelates. Conductivities of the title compounds were obtained from Nyquist plots (Fig. S17 and S18†) showing semi-circles with low frequency tails, typical for lithium ion conductors. The temperature dependent ionic conductivities are displayed in the Arrhenius plot shown in Fig. 6. The lithium poor arsenidotetrelates  $\text{Li}_8\text{SiAs}_4$  and  $\text{Li}_8\text{GeAs}_4$  show specific ion conductivities of  $\sigma_{\text{spec}}(50\text{ °C}) = 1.9 \times 10^{-5} \text{ S cm}^{-1}$  ( $E_a = 0.39 \text{ eV}$ ) and  $\sigma_{\text{spec}}(50\text{ °C}) = 3.0 \times 10^{-5} \text{ S cm}^{-1}$  ( $E_a = 0.40 \text{ eV}$ ). In the system Li-Si-As only  $\text{Li}_2\text{SiAs}_2$  is characterized in terms of ion conductivity with a specific ion conductivity of  $\sigma_{\text{spec}}(25\text{ °C}) = 8 \times 10^{-8} \text{ S cm}^{-1}$ .<sup>11</sup> Thus,  $\text{Li}_8\text{SiAs}_4$  exceeds  $\text{Li}_2\text{SiAs}_2$  in lithium conductivity by three orders of magnitude. The homologous lithium phosphidotetrelate  $\text{Li}_8\text{SiP}_4$  shows similar ion conducting behaviour with a specific ion conductivity of  $\sigma_{\text{spec}}(75\text{ °C}) = 1.2 (2) \times 10^{-5} \text{ S cm}^{-1}$  and the corresponding Ge containing compound with a specific ion conductivity of  $\sigma_{\text{spec}}(25\text{ °C}) = 1.8 \times 10^{-5} \text{ S cm}^{-1}$  shows also similar values like  $\text{Li}_8\text{GeAs}_4$ .<sup>3,7</sup> The lithium rich arsenidotetrelates show specific ion conductivities of  $\sigma_{\text{spec}}(50\text{ °C}) = 4.6 \times 10^{-4} \text{ S cm}^{-1}$  ( $E_a = 0.28 \text{ eV}$ ),  $\sigma_{\text{spec}}(50\text{ °C}) = 6.6 \times 10^{-4} \text{ S cm}^{-1}$  ( $E_a = 0.34 \text{ eV}$ ) and  $\sigma_{\text{spec}}(50\text{ °C}) = 3.9 \times 10^{-4} \text{ S cm}^{-1}$  ( $E_a = 0.40 \text{ eV}$ ) for  $\text{Li}_{14}\text{SiAs}_6$ ,  $\text{Li}_{14}\text{GeAs}_6$ , and  $\text{Li}_{14}\text{SnAs}_6$ , respectively. These specific ion conductivities in the range of  $10^{-4} \text{ S cm}^{-1}$  at 50 °C are quite high and only about one order of magnitude lower than for the corresponding phosphides ( $\sigma \sim 1 \times 10^{-3} \text{ S cm}^{-1}$  at room temperature<sup>1,7</sup>). Conductivity measurements originating from different experimental setups can differ for several



**Fig. 6** Arrhenius plots of the ion conductivities of  $\text{Li}_8\text{SiAs}_4$ ,  $\text{Li}_8\text{GeAs}_4$ ,  $\text{Li}_{14}\text{SiAs}_6$ ,  $\text{Li}_{14}\text{GeAs}_6$  and  $\text{Li}_{14}\text{SnAs}_6$ . It becomes obvious that the conductivity is strongly increasing with the Li content of the materials.

orders of magnitude. Therefore, a direct comparison of the conductivity values of the phosphides and the arsenides under discussion is difficult.<sup>22</sup> Nevertheless, in all conductivity measurements we observed lower specific lithium ion conductivities for the arsenides. Overall, impedance spectroscopy shows that  $\text{Li}_8\text{SiAs}_4$  and  $\text{Li}_8\text{GeAs}_4$  exhibit lower lithium ion mobility than the  $\text{Li}_{14}\text{TtAs}_6$  (Tt = Si, Ge, Sn) compounds which could be explained by the higher mole fraction of lithium, since  $\text{Li}_8\text{SiAs}_4$  and  $\text{Li}_8\text{GeAs}_4$  contain 61.5% lithium whereas  $\text{Li}_{14}\text{SiAs}_6$  and  $\text{Li}_{14}\text{GeAs}_6$  contain 66.6% lithium.

## Conclusions

We report on new members of the family of lithium arsenidotetrelates.  $\text{Li}_8\text{SiAs}_4$ ,  $\text{Li}_8\text{GeAs}_4$ ,  $\text{Li}_{14}\text{SiAs}_6$ ,  $\text{Li}_{14}\text{GeAs}_6$ , and  $\text{Li}_{14}\text{SnAs}_6$  can be synthesized *via* ball milling and phase pure samples of the compounds are obtained after annealing at high temperatures. The crystal structure (space group  $Pa\bar{3}$  (no. 218)) of the lithium poorer arsenidotetrelates  $\text{Li}_8\text{SiAs}_4$  and  $\text{Li}_8\text{GeAs}_4$  is built up by a distorted ccp of arsenide ions. The tetrel cation occupies 1/8 of all tetrahedral voids by 100% and lithium cations occupy the remaining tetrahedral voids and partly some octahedral voids. Both crystal structures feature slightly distorted  $[\text{TtAs}_4]^{8-}$ -tetrahedra enclosed by lithium atoms. The compounds  $\text{Li}_{14}\text{TtAs}_6$  (Tt = Si, Ge, Sn) crystallize in a higher symmetric space group  $Fm\bar{3}m$  (no. 225). In contrast to the lithium poorer compounds all tetrahedral voids are occupied with a mixture of lithium and the tetrel cation in a ratio of 1:11. The higher tetrel content leads to an occupation of 50% of the octahedral voids by lithium. The structural relation between  $\text{Li}_8\text{TtAs}_4$  and  $\text{Li}_{14}\text{TtAs}_6$  can be understood looking at the corresponding unit cells in detail.



The main difference between the crystal structures is that in  $\text{Li}_8\text{TtAs}_4$  the tetrel cations occupy 1/8 of the tetrahedral voids by 100% in a well-ordered arrangement whereas in  $\text{Li}_{14}\text{TtAs}_6$  the tetrel cations are statistically distributed over all tetrahedral voids and therefore forming a mixed occupied site in addition with lithium in a ratio of 1:11 (tetrel/lithium). The unit cell of  $\text{Li}_8\text{TtAs}_4$  can be derived from a  $2 \times 2 \times 2$  supercell of  $\text{Li}_{14}\text{TtAs}_6$  unit cells (additional origin shift of the  $\text{Li}_8\text{TtAs}_4$  unit cell by (1/2, 0, 0) is necessary) considering the different tetrel cation arrangement in the tetrahedral voids, the varied lithium content and distribution, and the distortion of the ccp of As anions. Both crystal structures can be derived from the anti-fluorite structure type or alternatively from the  $\text{Li}_3\text{Bi}$  structure type.

Considering the sum formulae of the arsenidotetrelates under discussion the ternary phases can also be described as an formal aliovalent substitution of lithium in  $\text{Li}_3\text{As}$  by an tetrel cation ( $\text{Li}_{12}\text{As}_4 \rightarrow \text{Li}_8\text{Tt}^{4+}\text{As}_4$ , Tt = Si, Ge;  $\text{Li}_{18}\text{As}_6 \rightarrow \text{Li}_{14}\text{Tt}^{4+}\text{As}_6$ , Tt = Si, Ge, Sn) exchanging four lithium cations with one tetrel cation. The introduced tetravalent tetrel cation forces the former hexagonal structure of  $\text{Li}_3\text{As}$  into the cubic ternary phases  $\text{Li}_8\text{TtAs}_4$  and  $\text{Li}_{14}\text{TtAs}_6$ , depending on the synthesis route and exact composition.

From high temperature diffraction data and DTA, it can be concluded that the compounds  $\text{Li}_{14}\text{TtAs}_6$  (Tt = Si, Ge, Sn) are only stable at high temperatures and therefore are only accessible *via* quenching samples from high temperatures to ambient conditions. At moderate temperatures a decomposition to lithium arsenide and  $\text{Li}_8\text{TtAs}_4$  ( $\text{Li}_{14}\text{TtAs}_6 \rightarrow \text{Li}_8\text{TtAs}_4 + 2\text{Li}_3\text{As}$ ) is observed. This decomposition shows that the mixed occupancy of a site by tetrel and lithium in the higher symmetrical structure is thermodynamically unstable at room temperature. It is replaced by an ordered distribution of the tetrel cations at lower temperatures in the thermodynamically stable structure of  $\text{Li}_8\text{TtAs}_4$ . Impedance spectroscopy reveals lithium ion mobility for all compounds under discussion with specific ion conductivities for  $\text{Li}_8\text{SiAs}_4$  and  $\text{Li}_8\text{GeAs}_4$  in the range of  $10^{-5}$  S  $\text{cm}^{-1}$  showing one order of magnitude lower in conductivity compared to the lithium richer compounds.

## Experimental

**Warning:** Since elemental arsenic and its compounds are highly toxic all manipulations should be executed with extreme caution. In addition, safety considerations on a high level are advised, because all arsenic containing samples can reach a high vapor pressure at elevated temperatures and lithium is able to damage quartz ampoules by corrosion phenomena.

Since all synthesised compounds are highly sensitive against air and moisture all manipulations were carried out in a Glovebox (M Braun) with oxygen and moisture levels below 0.5 ppm.

### Synthesis

All compounds were synthesized in a two-step synthesis. First a pre-reacted powder mixture was obtained by ball milling

(FRITSCH Pulverisette 7 premium line, 25 mL zirconia grinding bowls, 10 zirconia grinding balls ( $\varnothing = 10$  mm)) the elements lithium (Merck, 99%), silicon (Alfa Aesar, 99.9%), germanium (Chempur, 99.9%), tin (Chempur, 99.999%) and arsenic (Chempur, sublimed) in stoichiometric amounts (batch size: 2 g) for 12 milling cycles (24 cycles for  $\text{Li}_{14}\text{SiAs}_6$ ). One milling cycle was 5 minutes of milling (rotation speed: 600 rpm) followed by 4 minutes of letting the sample equilibrate. Lithium was used in excess (up to 15%) to compensate for evaporation during the second step. The pre-reacted mixture obtained from ball milling was placed in a graphite container ( $\varnothing = 6$  mm) that was closed with a lid. The loaded container was then placed in an evacuated silica tube. Phase pure samples of the compounds were obtained by heating the mixtures to the reaction temperature ( $\text{Li}_8\text{SiAs}_4$  and  $\text{Li}_8\text{GeAs}_4$ : 650 °C, 12 h;  $\text{Li}_{14}\text{SiAs}_6$ ,  $\text{Li}_{14}\text{GeAs}_6$ ,  $\text{Li}_{14}\text{SnAs}_6$ : 700 °C, 24 h) followed by quenching the silica tube in water for  $\text{Li}_{14}\text{TtAs}_6$  (Tt = Si, Ge, Sn). The silica tubes for  $\text{Li}_8\text{TtAs}_4$  (Tt = Si, Ge) were removed from the furnace and cooled on air.

### Powder diffraction

The samples were ground in a mortar and filled in a glass capillary ( $\varnothing = 0.3$  mm), which was sealed with glue in the glove box. The subsequent flame sealed capillary was mounted on a STOE STADI P diffractometer (Stoe & Cie) equipped with a Mythen 1K detector for data collection and a graphite furnace for high temperature measurements.  $\text{CuK}\alpha_1$ -radiation ( $\lambda = 1.540598$  Å) was used in all measurements. Raw data were processed with the WinXPOW software package (Stoe & Cie), Rietveld refinements were performed with Jana2006.<sup>23,24</sup>

### DTA

Samples were ground in argon atmosphere and prepared in flame sealed quartz tubes ( $\varnothing = 2$  mm). Measurements were carried out using a SETARAM TG-DTA 92.16.18.

### Impedance spectroscopy

Impedance measurements were carried out on a Zahner Zennium impedance analyzer coupled with an Eurotherm controlled furnace located in a Glovebox (M Braun) with oxygen and moisture levels below 0.5 ppm. The cold-pressed pelletized samples ( $\varnothing = 8$  mm) were sandwiched between indium foil and contacted with platinum electrodes. Measurements were carried out in a temperature range of 50–100 °C in steps of 10 °C and a frequency range of 1 MHz to 100 mHz. The measurement of ionic conductivities at room temperature was not possible since our measuring cell is located in an argon filled glovebox and cannot be actively cooled. The software Zahner Analysis was used for raw data processing.<sup>25</sup>

## Conflicts of interest

There are no conflicts to declare.

## Acknowledgements

The authors express their gratitude to the Free State of Bavaria and the University of Regensburg for excellent working conditions. Dedicated to Prof. H. D. Lutz on the occasion of his 90th birthday.

## References

- 1 S. Strangmüller, H. Eickhoff, D. Müller, W. Klein, G. Raudaschl-Sieber, H. Kirchhain, C. Sedlmeier, V. Baran, A. Senyshyn, V. L. Deringer, L. van Wüllen, H. A. Gasteiger and T. F. Fässler, Fast Ionic Conductivity in the Most Lithium-Rich Phosphidosilicate  $\text{Li}_{14}\text{SiP}_6$ , *J. Am. Chem. Soc.*, 2019, **141**, 14200–14209.
- 2 T. M. F. Restle, S. Strangmüller, V. Baran, A. Senyshyn, H. Kirchhain, W. Klein, S. Merk, D. Müller, T. Kutsch, L. van Wüllen and T. F. Fässler, Super-Ionic Conductivity in  $\omega\text{-Li}_9\text{TrP}_4$  (Tr = Al, Ga, In) and Lithium Diffusion Pathways in  $\text{Li}_9\text{AlP}_4$  Polymorphs, *Adv. Funct. Mater.*, 2022, **32**, 2112377.
- 3 L. Toffoletti, H. Kirchhain, J. Landesfeind, W. Klein, L. van Wüllen, H. A. Gasteiger and T. F. Fässler, Lithium Ion Mobility in Lithium Phosphidosilicates: Crystal Structure,  $^7\text{Li}$ ,  $^{29}\text{Si}$ , and  $^{31}\text{P}$  MAS NMR Spectroscopy, and Impedance Spectroscopy of  $\text{Li}_8\text{SiP}_4$  and  $\text{Li}_2\text{SiP}_2$ , *Chem. – Eur. J.*, 2016, **22**, 17635–17645.
- 4 R. Juza and W. Schulz, Ternäre Phosphide und Arsenide des Lithiums mit Elementen der 3. und 4. Gruppe, *Z. Anorg. Allg. Chem.*, 1954, **275**, 65–78.
- 5 R. Juza, H. H. Weber and E. Meyer-Simon, Über ternäre Nitride und Oxonitride von Elementen der 4. Gruppe, *Z. Anorg. Allg. Chem.*, 1953, **273**, 48–64.
- 6 A. Haffner, T. Bräuniger and D. Johrendt, Supertetrahedral Networks and Lithium-Ion Mobility in  $\text{Li}_2\text{SiP}_2$  and  $\text{LiSi}_2\text{P}_3$ , *Angew. Chem., Int. Ed.*, 2016, **55**, 13585–13588.
- 7 H. Eickhoff, S. Strangmüller, W. Klein, H. Kirchhain, C. Dietrich, W. G. Zeier, L. van Wüllen and T. F. Fässler, Lithium Phosphidogermanates  $\alpha$ - and  $\beta\text{-Li}_8\text{GeP}_4$  – A Novel Compound Class with Mixed  $\text{Li}^+$  Ionic and Electronic Conductivity, *Chem. Mater.*, 2018, **30**, 6440–6448.
- 8 S. Strangmüller, H. Eickhoff, G. Raudaschl-Sieber, H. Kirchhain, C. Sedlmeier, L. van Wüllen, H. A. Gasteiger and T. F. Fässler, Modifying the Properties of Fast Lithium-Ion Conductors – The Lithium Phosphidotetrelates  $\text{Li}_{14}\text{SiP}_6$ ,  $\text{Li}_{14}\text{GeP}_6$ , and  $\text{Li}_{14}\text{SnP}_6$ , *Chem. Mater.*, 2020, **32**, 6925–6934.
- 9 K. Lee, D. Kaseman, S. Sen, I. Hung, Z. Gan, B. Gerke, R. Pöttgen, M. Feygenson, J. Neuefeind, O. I. Lebedev and K. Kovnir, Intricate short-range ordering and strongly anisotropic transport properties of  $\text{Li}_{(1-x)}\text{Sn}_{(2+x)}\text{As}_2$ , *J. Am. Chem. Soc.*, 2015, **137**, 3622–3630.
- 10 J. Mark, M. P. Hanrahan, K. E. Woo, S. Lee, A. J. Rossini and K. Kovnir, Chemical and Electrochemical Lithiation of van der Waals Tetrel-Arsenides, *Chem. – Eur. J.*, 2019, **25**, 6392–6401.
- 11 J. Mark, K. Lee, M. A. T. Marple, S. Lee, S. Sen and K. Kovnir,  $\text{LiSi}_3\text{As}_6$  and  $\text{Li}_2\text{SiAs}_2$  with flexible  $\text{SiAs}_2$  poly-anions: synthesis, structure, bonding, and ionic conductivity, *J. Mater. Chem. A*, 2020, **8**, 3322–3332.
- 12 F. Wegner, F. Kamm, F. Pielhofer and A. Pfitzner,  $\text{Li}_3\text{As}$  and  $\text{Li}_3\text{P}$  revisited: DFT modelling on phase stability and ion conductivity, *Z. Anorg. Allg. Chem.*, 2022, **648**, e202100358.
- 13 F. Wegner, F. Kamm, F. Pielhofer and A. Pfitzner,  $\text{Li}_3\text{TrAs}_2$  (Tr = Al, Ga, In) – Derivatives of the antiferrotype structure, conductivities and electronic structures, *Z. Anorg. Allg. Chem.*, 2023, **649**, e202200330.
- 14 A. Adam and H.-U. Schuster, Ternäre intermetallische Phasen des Lithiums mit Elementen der 4. Neben- und 5. Hauptgruppe mit statistischer Metallverteilung im “Kationen”-Teilgitter, *Z. Anorg. Allg. Chem.*, 1991, **597**, 33–39.
- 15 L. Monconduit, M. Tillard-Charbonnel and C. Belin, Transition Metal-Substituted Lithium Pnictogenide phases. Synthesis and Crystal Structure Determinations of Novel Phases in the  $\text{Li-M-X}$  Systems (M=V, Nb, Ta; X=P, As), *J. Solid State Chem.*, 2001, **156**, 37–43.
- 16 B. Eisenmann, J. Klein and M. Somer, Crystal structure of decasodium di- $\mu$ -arsenidobis(diarsenidosilicate),  $\text{Na}_{10}\text{Si}_2\text{As}_6$ , *Z. Kristallogr. – Cryst. Mater.*, 1991, **197**, 267–268.
- 17 W. M. Hung, J. D. Corbett, S. L. Wang and R. A. Jacobson, A Zintl phase with a layered network structure, potassium silicon arsenide ( $\text{KSi}_3\text{As}_3$ ), *Inorg. Chem.*, 1987, **26**, 2392–2395.
- 18 T. Wadsten, M. Vikan, C. Krohn, Å. Nilsson, H. Theorell, R. Blinc, S. Paušak, L. Ehrenberg and J. Dumanović, The Crystal Structures of  $\text{SiP}_2$ ,  $\text{SiAs}_2$ , and  $\text{GeP}$ , *Acta Chem. Scand.*, 1967, **21**, 593–594.
- 19 B. Eisenmann, J. Klein and M. Somer, Crystal structure of decasodium di- $\mu$ -arsenidobis(diarsenidogermanate),  $\text{Na}_{10}\text{Ge}_2\text{As}_6$ , *Z. Kristallogr. – Cryst. Mater.*, 1991, **197**, 265–266.
- 20 M. Khatun, S. S. Stoyko and A. Mar, Ternary arsenides  $\text{ATt}_3\text{As}_3$  (A=K, Rb; Tt=Ge, Sn) with layered structures, *J. Solid State Chem.*, 2016, **238**, 229–235.
- 21 K. Lee, S. Kamali, T. Ericsson, M. Bellard and K. Kovnir, GeAs: Highly Anisotropic van der Waals Thermoelectric Material, *Chem. Mater.*, 2016, **28**, 2776–2785.
- 22 S. Ohno, T. Bernges, J. Buchheim, M. Duchardt, A.-K. Hatz, M. A. Kraft, H. Kwak, A. L. Santhosha, Z. Liu, N. Minafra, F. Tsuji, A. Sakuda, R. Schlem, S. Xiong, Z. Zhang, P. Adelhelm, H. Chen, A. Hayashi, Y. S. Jung, B. V. Lotsch, B. Roling, N. M. Vargas-Barbosa and W. G. Zeier, How Certain Are the Reported Ionic Conductivities of Thiophosphate-Based Solid Electrolytes? An Interlaboratory Study, *ACS Energy Lett.*, 2020, **5**, 910–915.
- 23 *STOE-WinXPOW, Vol. Version 3.0.2.5*, STOE & Cie GmbH, Darmstadt, 2011.
- 24 V. Petricek, M. Dusek and L. Palatinus, *Z. Kristallogr.*, 2014, **229**, 345.
- 25 *Zahner-Meßtechnik GmbH & Co. KG, Vol. Version Z.3.03*, Thales-Flink, Kronach.