

RESEARCH ARTICLE

View Article Online
View Journal | View IssueCite this: *Org. Chem. Front.*, 2015, 2, 1516

Divergent synthesis of indole-fused polycycles via Rh(II)-catalyzed intramolecular [3 + 2] cycloaddition and C–H functionalization of indolyltriazoles†

Yong-Sheng Zhang, Xiang-Ying Tang* and Min Shi*

Received 6th July 2015,
Accepted 20th September 2015

DOI: 10.1039/c5qo00216h

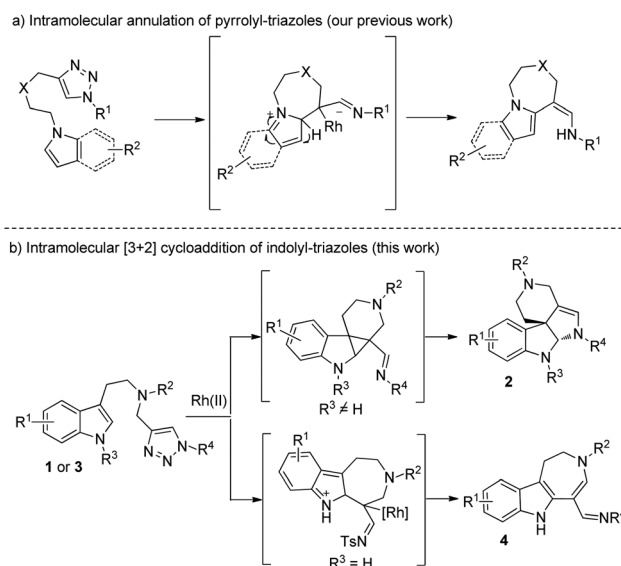
rsc.li/frontiers-organic

Rh(II)-catalyzed divergent synthesis of polycyclic indolines and azepino[4,5-*b*]indoles through intramolecular [3 + 2] cycloaddition and C–H functionalization of indoles with *N*-sulfonyl 1,2,3-triazoles is described. The reaction pathways are controlled by the substituent type of indole.

Indole derivatives present a key structural motif in many natural products and medicinal molecules, which exhibit a wide range of promising biological activities.¹ In particular, indole-fused *N*-heterocycles, such as indoline² and azepino[4,5-*b*]indole³ derivatives, are most attractive due to their wide existence in a number of natural products and pharmaceutical reagents. Thus, many synthetic methods have been developed to construct these compounds in recent years.⁴ Because a sequential reaction to synthesize such a complex and useful motif is of great importance, we herein disclose a divergent synthesis of polycyclic indolines and azepino[4,5-*b*]indoles from readily available indolyltriazoles. The reaction pathways are switchable according to different substituents at the indole N1 position: if the nitrogen is protected, the reaction goes through a formal [3 + 2] cycloaddition to yield polycyclic indolines **2**, while for the non-protected indole substrate, the reaction delivers azepino[4,5-*b*]indoles **3** via C–H functionalization.

N-Sulfonyl-1,2,3-triazoles, which can be simply prepared from terminal alkynes by copper-catalyzed 1,3-dipolar cycloaddition with *N*-sulfonyl azides, have recently attracted much attention.⁵ As reported by Fokin, Gevorgyan, Murakami and Davies, *N*-sulfonyl triazoles, as precursors of α -imino metal carbenes, can be effectively decomposed in the presence of a suitable metal catalyst⁶ and undergo various interesting and useful transformations, such as cyclopropanation,⁷ transannulation,⁸ C–H bond insertion,⁹ X–H (X = heteroatoms) bond insertions¹⁰ and other novel reactions based on the inherent

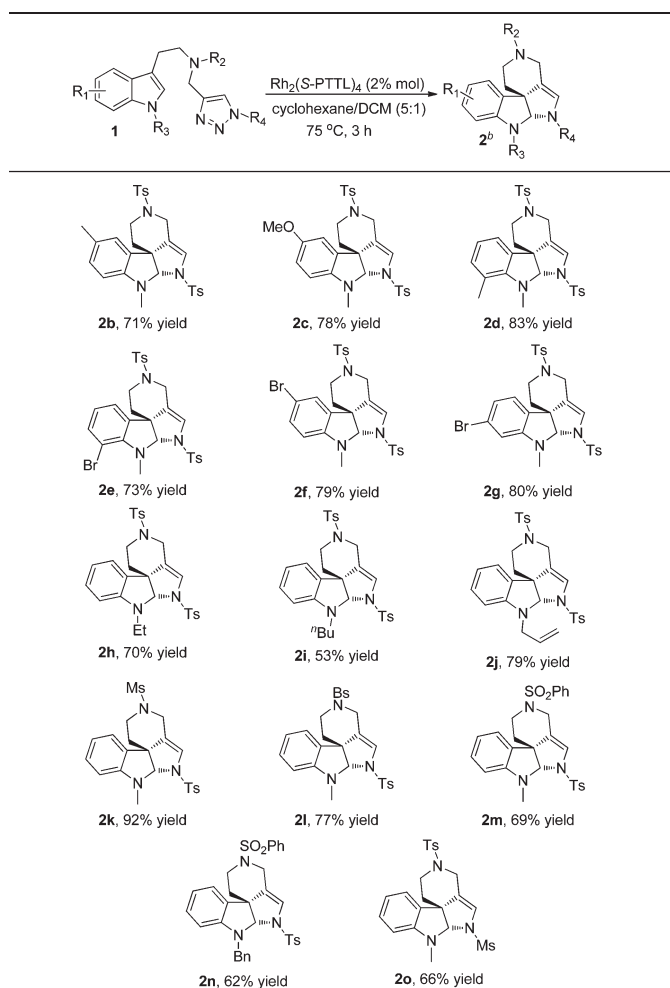
properties of metal carbenes.¹¹ Previously, we^{9b} also developed an intramolecular annulation of 1-sulfonyl-1,2,3-triazoles with pyrroles and indoles to construct indole fused azepine derivatives (Scheme 1a). To continue our research interest in indole chemistry, we envisaged that 4-methyl-*N*-(2-(1-methyl-1*H*-indol-3-yl)ethyl)-*N*-((1-tosyl-1*H*-1,2,3-triazol-4-yl)methyl)benzenesulfonamide **1a** could either undergo intramolecular [3 + 2] cycloaddition/ring expansion or C–H functionalization in the presence of a dirhodium complex (Scheme 1b). To our delight, indoline derivatives **2** were obtained after treatment of **1** (R^3 is not H) with the rhodium catalyst. Moreover, for non-protected substrates ($R^3 = H$), the reaction gave the desired azepine



Scheme 1 Previous work and this work.

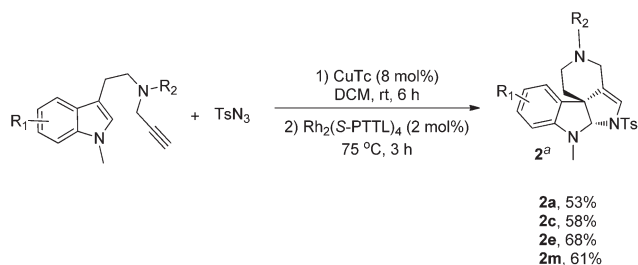
State Key Laboratory of Organometallic Chemistry, Shanghai Institute of Organic Chemistry, Chinese Academy of Sciences, 345 Lingling Road, Shanghai 200032, China. E-mail: siocxiangying@mail.sioc.ac.cn, mshi@mail.sioc.ac.cn

† Electronic supplementary information (ESI) available: Experimental procedures and characterization data of new compounds. CCDC 1018373 and 1018374. For ESI and crystallographic data in CIF or other electronic format see DOI: 10.1039/c5qo00216h

Table 2 Scope of the reaction for the synthesis of 2^a

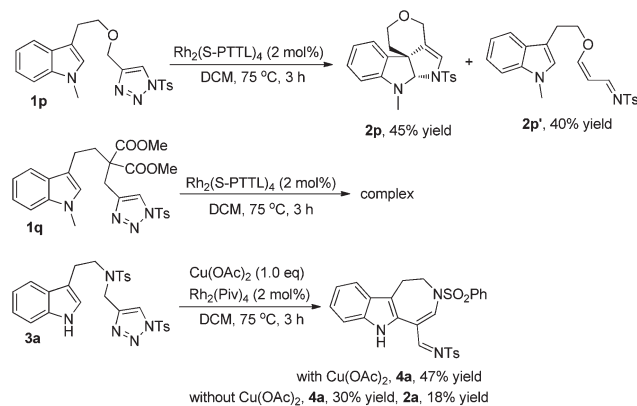
^a Reaction conditions: 0.2 mmol of **1** and Rh₂(S-PTTL)₄ (2 mol%) were stirred in dry solvent (cyclohexane : DCM = 5 : 1) in a 10 ml sealed tube.

^b Yields of isolated products.



Scheme 2 One-pot synthesis of polycyclic pyrroloindolines. Reaction conditions: (1) alkyne (0.2 mmol), TsN₃ (0.2 mmol) and CuTc (8 mol%) were stirred in 2 mL of DCM at rt for 6 h. (2) Rh₂(S-PTTL)₄ (2 mol%) was added and the reaction mixture was heated at 75 °C for 3 h. ^aIsolated yield.

alkyne (Scheme 2). On treatment of alkynes (0.2 mmol) with TsN₃ (0.2 mmol) in the presence of CuTc (0.016 mmol) in DCM (2.0 mL) at rt under Ar, a triazole intermediate was



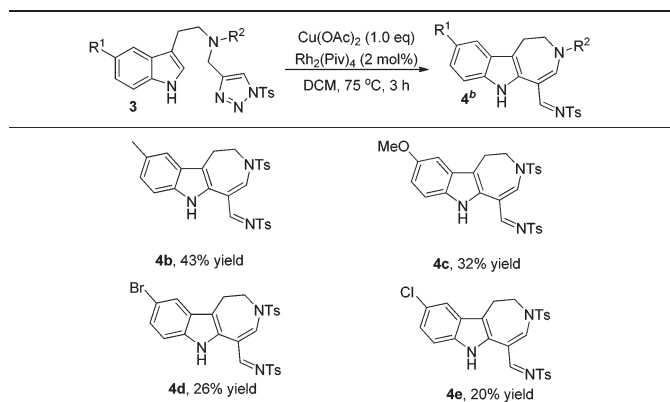
Scheme 3 Further substrate scope study.

formed, then Rh₂(S-PTTL)₄ was added under Ar and the reaction was heated for 3 h at 75 °C. After completion, the reaction mixture was directly subjected to flash column chromatography to give the products **2a**, **2b**, **2e** and **2m** in moderate yields.

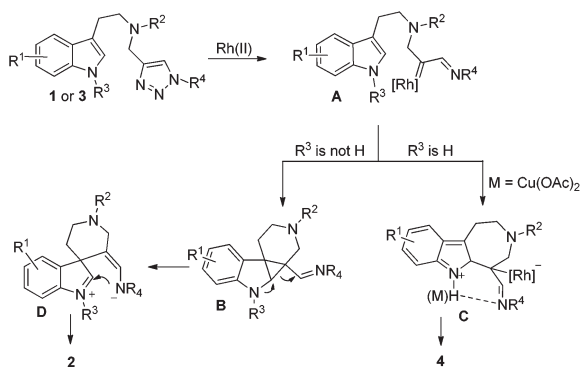
To extend the substrate scope, we also examined other types of indolyltriazoles. As can be seen from Scheme 3, when oxygen tethered tryptopholtriazole **1p** was treated with Rh₂(S-PTTL)₄ in DCM at 75 °C for 3 h, the desired spiro derivative **2p** was obtained in 45% yield as well as the acrolein imine byproduct **2p'** derived from β-H elimination in 40% yield. However, when substrate **1q** with a *gem*-diester linker was treated under the standard reaction conditions, the reaction became very complex and no desired product was observed as tested by ¹H NMR of the crude reaction mixture. Interestingly, when indolyltriazole **3a** with a free NH group (R³ = H) was employed as the substrate, the reaction gave azepine derivative **4a** in 47% yield upon heating in DCM at 75 °C for 3 h when 1.0 eq. of Cu(OAc)₂ was added to the reaction mixture. In comparison, the reaction gave both **4a** and **2a** in 30% and 18% yields without Cu(OAc)₂, indicating that the copper salt plays an important role in controlling the reaction selectivity.

The formation of **4a** stimulated our interest to further investigate the scope and limitations of this reaction. After screening the reaction conditions, it was found that using 2 mol% Rh₂(Piv)₄ and 1.0 eq. Cu(OAc)₂ as additives, the reaction gave the best results (for more information, please see Table S1 in the ESI[†]). As can be seen from Table 3, the corresponding azepine derivatives **4b–4e** could be obtained in 20–43% yields. The relatively low yield of the reaction might be due to the instability of the products.¹³

A plausible mechanism is outlined in Scheme 4. Initially, denitrogenation of **1** in the presence of a Rh(II) complex gives an azavinyl carbene intermediate **A**. According to Davies's report,^{7f} if the indole substrate is protected by an alkyl group, then the cyclopropanation of the indole double bond by rhodium carbene takes place to yield intermediate **B**, which then undergoes ring expansion to give intermediate **D**. After ring closure, the final product **2** is obtained. On the other

Table 3 Scope of the reaction for the synthesis of **4**^a

^a Reaction conditions: triazole (0.2 mmol), Cu (OAc) (0.2 mmol) and Rh(II) (0.2 mol%) were added to a flask, then DCM was added under Ar and the reaction mixture was heated at 75 °C for 3 h. ^b Isolated yield.

**Scheme 4** A proposed mechanism.

hand, if R^3 is a proton, a Friedel–Crafts reaction occurs, giving product **4** instead *via* intermediate **C**. Intramolecular H bonding may exist between the indole N–H and the imine group, which could stabilize intermediate **C**, therefore, the formation of **4** is more favored than **2**. When $\text{Cu}(\text{OAc})_2$ is added to the reaction system, the interaction between copper and imine is even more stronger than the H bonding to stabilize intermediate **C**, giving higher selectivity.

In summary, we have developed a novel and effective method to synthesize a series of polycyclic pyrroloindolines and azepino[4,5-*b*]indoles *via* rhodium(II) catalyzed intramolecular [3 + 2] cycloaddition or C–H functionalization of indolyltriazoles. The reaction pathways are dependent on the substituents at the indole N1 position: when R^3 is an alkyl group, the reaction delivers pyrroloindolines, while non-protected substrates result in azepino[4,5-*b*]indoles. Further investigations to extend the substrate scope as well as to examine the mechanistic details more extensively are currently underway in our laboratory.

We are grateful to the National Basic Research Program of China (973)-2015CB856603, and the National Natural Science Foundation of China (20472096, 21372241, 21361140350, 20672127, 21421091, 21302203, 21102166, 21372250 and 20732008).

Notes and references

- (a) R. J. Sundberg, *The Chemistry of Indoles*, Academic Press, New York, 1970; (b) *Alkaloids Chemical and Biological Perspectives*, ed. S. W. Pelletier, Wiley-Interscience, New York, 1983, vol. 4, p. 211; (c) R. J. Sundberg, *Indoles*, Academic Press, San Diego, 1996; (d) J. P. Michael, *Nat. Prod. Rep.*, 1998, **15**, 571; (e) D. J. Faulkner, *Nat. Prod. Rep.*, 1999, **16**, 155–198; (f) M. Lounasmaa and A. Tolvanen, *Nat. Prod. Rep.*, 2000, **17**, 175; (g) S. Cacchi and G. Fabrizi, *Chem. Rev.*, 2005, **105**, 2873–2920; (h) G. R. Humphrey and J. T. Kuethe, *Chem. Rev.*, 2006, **106**, 2875.
- (a) R. Robinson, *Experientia*, 1946, **2**, 28; (b) S. M. Verbitski, C. L. Mayne, R. A. Davis, G. P. Concepcion and C. M. Ireland, *J. Org. Chem.*, 2002, **67**, 7124; (c) R. Jadulco, R. A. Edrada, R. Ebel, A. Berg, K. Schaumann, V. Wray, K. Steube and P. Proksch, *J. Nat. Prod.*, 2004, **67**, 78.
- R. M. Shaheen, D. W. Davis, W. Liu, B. K. Zebrowski, M. R. Wilson, C. D. Bucana, D. J. McConkey, G. McMahon and L. M. Ellis, *Cancer Res.*, 1999, **59**, 5412.
- For synthesis of indoline, see: (a) K. M. Depew, S. P. Mardsen, D. Zatorska, A. Zatorska, W. G. Bornmann and S. J. Danishefsky, *J. Am. Chem. Soc.*, 1999, **121**, 11953; (b) V. R. Espejo, X. B. Li and J. D. Rainier, *J. Am. Chem. Soc.*, 2010, **132**, 8282; (c) A. Steven and L. E. Overman, *Angew. Chem., Int. Ed.*, 2007, **46**, 5488; (d) L. E. Overman and D. V. Paone, *J. Am. Chem. Soc.*, 2001, **123**, 9465; (e) J. F. Austin, S. G. Kim, C. J. Sinz, W. J. Xiao and D. W. C. MacMillan, *Proc. Natl. Acad. Sci. U. S. A.*, 2004, **101**, 5482; (f) S. Ma, X. Han, S. Krishnan, S. C. Virgil and B. M. Stoltz, *Angew. Chem., Int. Ed.*, 2009, **48**, 8037; (g) D. Crich and A. Banerjee, *Acc. Chem. Res.*, 2007, **40**, 151; (h) J. Kim and M. Movassaghi, *Chem. Soc. Rev.*, 2009, **38**, 3035; (i) P. Ruiz-Sanchis, S. A. Savina, F. Albericio and M. Alvarez, *Chem. – Eur. J.*, 2011, **17**, 1388. For synthesis of indole fused azepine, see: (j) C. Ferrer and A. M. Echavarren, *Angew. Chem., Int. Ed.*, 2006, **45**, 1105; (k) J. T. Lundquist, D. C. Harnish, C. Y. Kim, J. F. Mehlmann, R. J. Unwalla, K. M. Phipps, M. L. Crawley, T. Commons, D. M. Green, W.-X. Xu, W. T. Hum, J. E. Eta, I. Feingold, V. Patel, M. J. Evans, K.-D. Lai, L. B. Marcucci, P. E. Mahaney and J. E. Wrobel, *J. Med. Chem.*, 2010, **53**, 1774; (l) X. Zhong, Y. Li, J. Zhang, W.-X. Zhang, S.-X. Wang and F.-S. Han, *Chem. Commun.*, 2014, **50**, 11181.
- (a) J. Raushel and V. V. Fokin, *Org. Lett.*, 2010, **12**, 4952; (b) Y. Liu, X. Wang, J. Xu, Q. Zhang, Y. Zhao and Y. Hu, *Tetrahedron*, 2011, **67**, 6294; (c) E. J. Yoo, M. Ahlquist, S. H. Kim, I. Bae, V. V. Fokin, K. B. Sharpless and S. Chang, *Angew. Chem., Int. Ed.*, 2007, **46**, 1730.

- 6 For leading reviews, see: (a) B. Chattopadhyay and V. Gevorgyan, *Angew. Chem., Int. Ed.*, 2012, **51**, 862; (b) A. V. Gulevich and V. Gevorgyan, *Angew. Chem., Int. Ed.*, 2013, **52**, 1371; (c) H. M. L. Davies and J. S. Alford, *Chem. Soc. Rev.*, 2014, **43**, 5151. For pioneering examples, see: (d) T. Horneff, S. Chuprakov, N. Chernyak, V. Gevorgyan and V. V. Fokin, *J. Am. Chem. Soc.*, 2008, **130**, 14972; (e) T. Miura, M. Yamauchi and M. Murakami, *Chem. Commun.*, 2009, 1470; (f) J. S. Alford and H. M. L. Davies, *Org. Lett.*, 2012, **14**, 6020.
- 7 (a) S. Chuprakov, S. W. Kwok, L. Zhang, L. Lercher and V. V. Fokin, *J. Am. Chem. Soc.*, 2009, **131**, 18034; (b) N. P. Grimster, L. Zhang and V. V. Fokin, *J. Am. Chem. Soc.*, 2010, **132**, 2510; (c) J. C. Culhane and V. V. Fokin, *Org. Lett.*, 2011, **13**, 4578; (d) M. Zibinsky and V. V. Fokin, *Org. Lett.*, 2011, **13**, 4870; (e) B. T. Parr and H. M. L. Davies, *Angew. Chem., Int. Ed.*, 2013, **52**, 10044; (f) J. E. Spangler and H. M. L. Davies, *J. Am. Chem. Soc.*, 2013, **135**, 6802; (g) H. Shang, Y. Wang, Y. Tian, J. Feng and Y. Tang, *Angew. Chem., Int. Ed.*, 2014, **53**, 5662; (h) E. E. Schultz, V. N. G. Lindsay and R. Sarpong, *Angew. Chem., Int. Ed.*, 2014, **53**, 9904; (i) J. S. Alford and H. M. L. Davies, *J. Am. Chem. Soc.*, 2014, **136**, 10266.
- 8 (a) S. W. Kwok, L. Zhang, N. P. Grimster and V. V. Fokin, *Angew. Chem., Int. Ed.*, 2014, **53**, 3452; (b) M. Zibinsky and V. V. Fokin, *Angew. Chem., Int. Ed.*, 2013, **52**, 1507; (c) T. Miura, T. Tanaka, K. Hiraga, S. G. Stewart and M. Murakami, *J. Am. Chem. Soc.*, 2013, **135**, 13652; (d) B. Chattopadhyay and V. Gevorgyan, *Org. Lett.*, 2011, **13**, 3746; (e) Y. Shi and V. Gevorgyan, *Org. Lett.*, 2013, **15**, 5394; (f) E. E. Schultz and R. Sarpong, *J. Am. Chem. Soc.*, 2013, **135**, 4696; (g) S. Chuprakov, S. W. Kwok and V. V. Fokin, *J. Am. Chem. Soc.*, 2013, **135**, 4652; (h) B. T. Parr, S. A. Green and H. M. L. Davies, *J. Am. Chem. Soc.*, 2013, **135**, 4716; (i) Y. Xing, G. Sheng, J. Wang, P. Lu and Y. Wang, *Org. Lett.*, 2014, **16**, 1244; (j) X. Ma, S. Pan, H. Wang and W. Chen, *Org. Lett.*, 2014, **16**, 4554; (k) D. J. Lee, H. S. Han, J. Shin and E. J. Yoo, *J. Am. Chem. Soc.*, 2014, **136**, 11606.
- 9 (a) S. Chuprakov, J. A. Malik, M. Zibinsky and V. V. Fokin, *J. Am. Chem. Soc.*, 2011, **133**, 10352; (b) J.-M. Yang, C.-Z. Zhu, X.-Y. Tang and M. Shi, *Angew. Chem., Int. Ed.*, 2014, **53**, 5142; (c) D. Yadagiri and P. Anbarasan, *Org. Lett.*, 2014, **16**, 2510.
- 10 (a) T. Miura, T. Biyajima, T. Fujii and M. Murakami, *J. Am. Chem. Soc.*, 2012, **134**, 194; (b) T. Miura, T. Tanaka, T. Biyajima, A. Yada and M. Murakami, *Angew. Chem., Int. Ed.*, 2013, **52**, 3883; (c) S. Chuprakov, B. T. Worrell, N. Selander, R. K. Sit and V. V. Fokin, *J. Am. Chem. Soc.*, 2014, **136**, 195.
- 11 (a) N. Selander, B. T. Worrell, S. Chuprakov, S. Velaparthi and V. V. Fokin, *J. Am. Chem. Soc.*, 2012, **134**, 14670; (b) N. Selander and V. V. Fokin, *J. Am. Chem. Soc.*, 2012, **134**, 2477; (c) T. Miura, Y. Funakoshi, M. Morimoto, T. Biyajima and M. Murakami, *J. Am. Chem. Soc.*, 2012, **134**, 17440; (d) R. Liu, M. Zhang, G. Winston-McPherson and W. Tang, *Chem. Commun.*, 2013, **49**, 4376; (e) T. Miura, T. Tanaka, A. Yada and M. Murakami, *Chem. Lett.*, 2013, **42**, 1308; (f) J. S. Alford, J. E. Spangler and H. M. L. Davies, *J. Am. Chem. Soc.*, 2013, **135**, 11712; (g) K. Chen, Z.-Z. Zhu, Y.-S. Zhang, X.-Y. Tang and M. Shi, *Angew. Chem., Int. Ed.*, 2014, **53**, 6645; (h) T. Miura, Y. Funakoshi, T. Tanaka and M. Murakami, *Org. Lett.*, 2014, **16**, 2760; (i) T. Miura, T. Nakamuro, K. Hiraga and M. Murakami, *Chem. Commun.*, 2014, **50**, 10474; (j) Y.-Z. Zhao, H.-B. Yang, X.-Y. Tang and M. Shi, *Chem. – Eur. J.*, 2015, **21**, 3562; (k) Y. Wang, X. Lei and Y. Tang, *Chem. Commun.*, 2015, **51**, 4507.
- 12 The crystal data of **2a** and **4a** have been deposited in CCDC with numbers 1018373 and 1018374.
- 13 The deprotection of Bn or allyl groups of **2n** and **2j** under various conditions turned out to be unsuccessful, the formation of a complex product mixture indicated that the corresponding products might be unstable. For more details, please see the ESI.†

