

Journal of Materials Chemistry A

Materials for energy and sustainability

Accepted Manuscript

This article can be cited before page numbers have been issued, to do this please use: C. Raju, Z. Sun, R. Koibuchi, J. Y. Choi, S. Chakraborty, J. Park, H. Houjou, K. Schmidt-Rohr and G. G. D. Han, *J. Mater. Chem. A*, 2024, DOI: 10.1039/D4TA05282J.



This is an Accepted Manuscript, which has been through the Royal Society of Chemistry peer review process and has been accepted for publication.

Accepted Manuscripts are published online shortly after acceptance, before technical editing, formatting and proof reading. Using this free service, authors can make their results available to the community, in citable form, before we publish the edited article. We will replace this Accepted Manuscript with the edited and formatted Advance Article as soon as it is available.

You can find more information about Accepted Manuscripts in the [Information for Authors](#).

Please note that technical editing may introduce minor changes to the text and/or graphics, which may alter content. The journal's standard [Terms & Conditions](#) and the [Ethical guidelines](#) still apply. In no event shall the Royal Society of Chemistry be held responsible for any errors or omissions in this Accepted Manuscript or any consequences arising from the use of any information it contains.

Elucidating the Mechanism of Solid-State Energy Release from Dianthracenes *via* Auto-Catalyzed Cycloreversion

Cijil Raju,^{1,‡} Zhenhuan Sun,^{1,‡} Ryo Koibuchi,^{2,‡} Ji Yong Choi,³ Subhayan Chakraborty,¹ Jihye Park,³ Hirohiko Houjou,^{2,*} Klaus Schmidt-Rohr,^{1,*} and Grace G. D. Han^{1,*}

¹Department of Chemistry, Brandeis University, 415 South Street, Waltham, MA 02453, USA

²Institute of Industrial Science, University of Tokyo, 4-6-1 Komaba, Meguro-ku, Tokyo 153-8505, Japan

³Department of Chemistry, University of Colorado Boulder, 215 UCB, Boulder, CO 80309, USA

E-mail: gracehan@brandeis.edu, srohr@brandeis.edu, houjou@iis.u-tokyo.ac.jp

[‡]Equal contribution

Abstract

The unique and complex heat release processes of dianthracene-based molecular solar thermal energy storage compounds were elucidated by comprehensive solid-state analyses of their chemical and physical changes using isothermal time-dependent DSC, PXRD, and solid-state NMR. Our study reveals that dianthracenes undergo chemical dissociation, formation of a mixed intermediate phase, and phase transition to the final anthracene crystal, during the triggered energy release process. The solid-state kinetic analysis shows auto-catalyzed cycloreversion and heat release from the energy storage compounds, which is facilitated by the partially cooperative transformation of molecules in the crystalline state. The chemical and physical transformations contribute to the overall energy release to different extents, unveiled by the calculation of lattice



energy and dissociation energy changes during the cycloreversion. The fundamental insights into the solid-state transformations will aid in designing advanced energy storage materials and controlling energy release processes.

Introduction

Molecular solar thermal (MOST) energy storage in light-responsive molecules has emerged as an effective method of storing solar photon energy in chemical bonds and releasing the energy on demand in the form of heat.¹⁻³ Common MOST compounds including norbornadienes,^{4, 5} azo(hetero)arenes,⁶⁻⁸ hydrazones,⁹ dihydroazulenes,^{10, 11} and fulvalene diruthenium derivatives^{12, 13} typically isomerize in the solution state, forming metastable isomers in which the photon energy is stored. The energy-releasing reverse isomerization from the metastable to the thermodynamically-stable isomer can be triggered by light irradiation, heating, chemical catalysis, and electrocatalysis.^{14, 15} Recently, MOST systems that operate in condensed phases, particularly in solid-state, have been developed to increase the gravimetric and volumetric energy storage densities of the systems and to prevent the leakage of liquid phase during energy storage.¹⁶ However, the low conformational freedom of common molecular switches in crystalline phases limits their photoisomerization, thus constraining their potential for MOST energy storage applications in the solid form.¹⁷ Exceptional systems that are engineered to enable solid-state photoswitching have been reported,¹⁸⁻²³ but their ability to store energy has been either uninvestigated or insufficient. This necessitates the development of specific molecular designs that can perform energy storage and release reversibly in the solid state. Reversible topochemical cycloaddition reactions,²⁴⁻³³ which occur completely in crystalline states, can be promising candidates, because they produce metastable cycloadducts that can store energy. Compared to molecular switches that undergo large structural changes during isomerizations, the topochemical



reactions are accompanied by smaller structural changes during the bond formation and dissociation among prearranged molecules in the crystals.³⁴⁻³⁶

Recent investigations of reversible solid-state photochemical reactions, *e.g.*, [2+2] or [4+4] intermolecular cycloadditions,^{37, 38} have opened up opportunities to achieve MOST energy storage in crystalline states. The topochemical [2+2] photocycloaddition of styrylpyryliums and [4+4] photocycloaddition of anthracenes occurs *via* crystal-to-crystal transformations, storing photon energy in strained cycloadducts.^{37, 38} The cycloreversion of the cycloadducts is triggered by thermal activation or UV irradiation, which releases the stored energy. Notably, a recently-reported anthracene system with a donor and an acceptor substituent at the 9- and 10-position exhibits a remarkable energy storage and release (~ 0.2 MJ/kg),³⁸ compared to the styrylpyrylium system with energy storage densities lower than 0.1 MJ/kg.³⁷ This advance is attributed to the dearomatization of highly-conjugated anthracenes upon photo-induced dimerization, which enlarges the energy difference between the anthracene and dianthracene states. In addition, the energy storage values of dianthracenes are comparable to the activation energies of their thermal cycloreversion, which enables the novel observation of self-activated energy release from the dianthracenes.



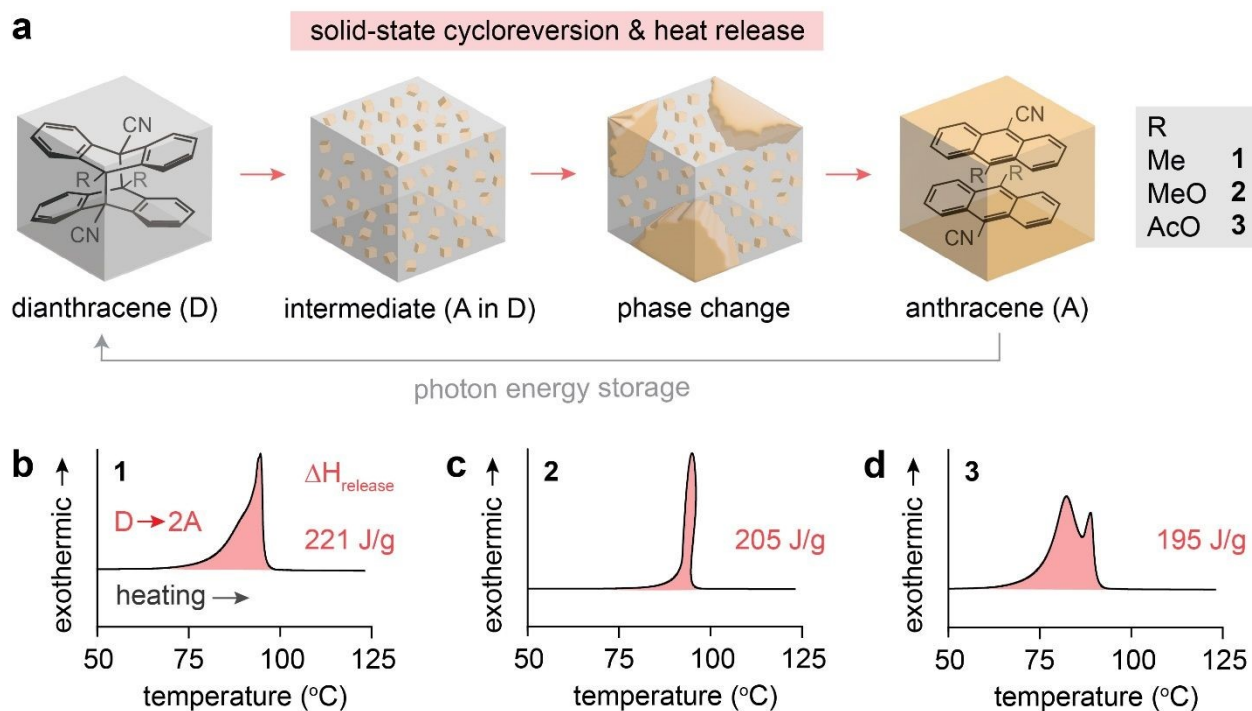


Figure 1. (a) A proposed mechanism of thermally-induced cycloreversion of dianthracene (D) to anthracene (A) *via* an intermediate mixed crystalline phase. (b) A broad and unsymmetrical exothermic peak of **1-D**, (c) a sharp and distorted exothermic peak of **2-D**, and (d) multiple exothermic peaks of **3-D** measured by DSC, during their cycloreversion. Complete DSC profiles showing exothermic cycloreversion and subsequent melting of anthracene are available in Figure S1.

The reported dianthracene derivatives (**1-D**, **2-D**, and **3-D**) have been revealed to undergo topochemical cycloreversion to anthracenes (**1-A**, **2-A**, and **3-A**) upon heating (**Figure 1a**), supported by their crystal structure analysis. Interestingly, the thermally-induced cycloreversion of the dianthracenes was discovered to show unusual non-Gaussian exothermic features in differential scanning calorimetry (DSC) (**Figures 1b-1d**). Conventionally, exotherms from thermal isomerizations (*e.g.*, *Z*-to-*E* back conversion of azo(hetero)arenes) or solid-state topochemical reactions (*e.g.*, cycloreversion of cyclobutanes to styrylpyryliums and azide-alkyne cycloaddition to triazole rings) display Gaussian-shaped DSC profiles, owing to the simultaneous



chemical transformations and molecular rearrangements in condensed phases.^{37, 39, 40} Thus, the prominent multiple exothermic features observed during the dianthracene cycloreversion may be attributed to the formation of a transient intermediate mixed phase that is stable enough to be detected (**Figure 1a**). However, so far, any mechanistic or kinetic understanding of the remarkable energy release processes in the solid state has not been achieved due to the challenging analysis of convoluted chemical and physical transformations that occur during the cycloreversion. Herein, we examine the solid-state cycloreversion mechanism of dianthracenes, employing a suite of comprehensive solid-state analyses, including isothermal DSC, time-dependent powder X-ray diffraction (PXRD), and time-dependent solid-state NMR spectroscopy, which enables elucidating the intricate energy release processes of the solid-state MOST system.

Results and Discussion

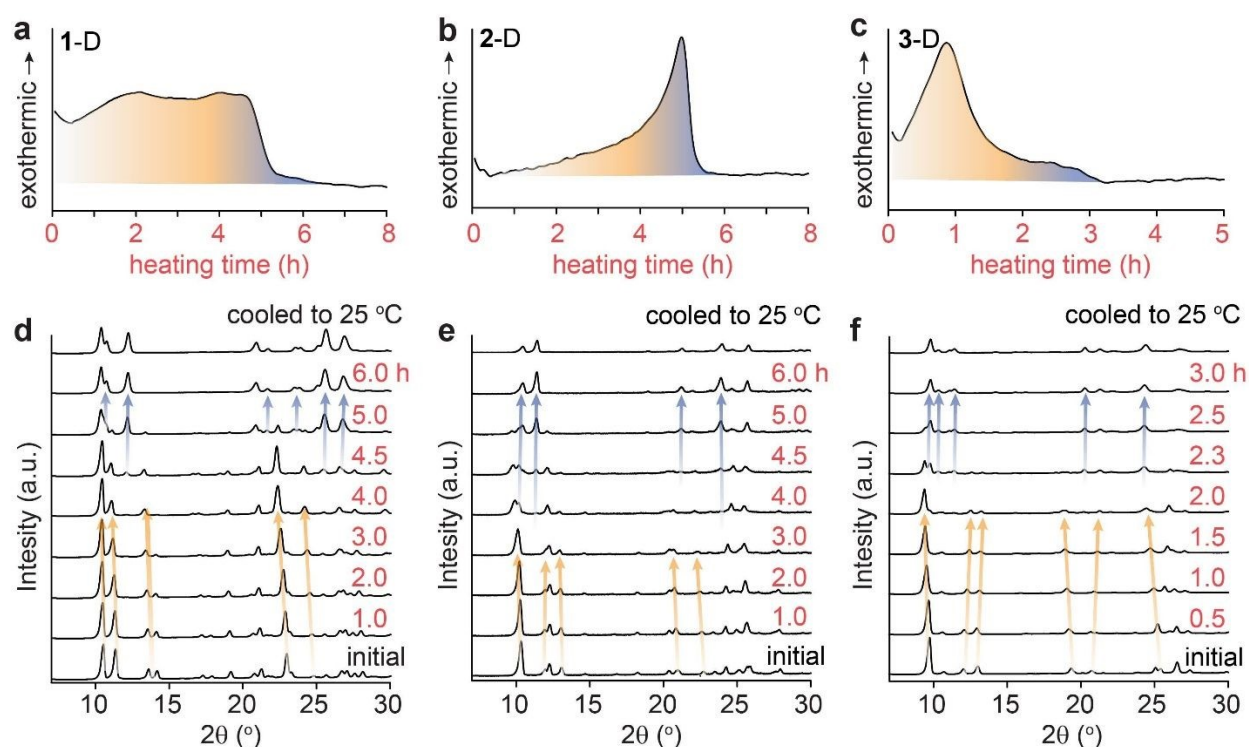


Figure 2. Isothermal DSC plots of dianthracene a) 1-D, b) 2-D and c) 3-D obtained at 48 °C, and the isothermal PXRD patterns of dianthracene d) 1-D, e) 2-D and f) 3-D obtained at 49 ± 1 °C.



In order to delineate the solid-state mechanism that contributes to the large energy release during the cycloreversion of dianthracenes, we first monitored the overall process under a mild thermal condition that allows for the slow and gradual solid-state conversion over hours. We selected a thermal activation temperature slightly below 50 °C, which can be consistently applied in multiple solid-state analysis methods with a small margin of error. The isothermal DSC traces of all dianthracenes measured at 48 °C show non-Gaussian exothermic curves (**Figures 2a-2c**), similar to the variable-temperature DSC results (**Figures 1b-1d**), indicating the presence of multiple exothermic events over the course of their cycloreversion to anthracenes at a constant temperature. To correlate the exothermic events and the structural changes of compounds during the cycloreversion, we also monitored the time-dependent PXRD of the dianthracenes heated at 49 ± 1 °C (**Figures 2d-2f**). For the first 4 hours of heating for **1-D** and **2-D**, and 2 hours for **3-D**, only minor PXRD peak shifts were observed, which are marked by orange arrows, indicating small changes to the overall crystal structures during the initial exothermic process. New PXRD signals corresponding to the final anthracene crystalline phase emerge only after 4 hours of heating for **1-D** and **2-D**, and 2 hours for **3-D**, which is marked by the blue arrows. These results suggest that the initial exothermic chemical transformation (*i.e.*, bond dissociation of dianthracene) leads to the formation of a transient intermediate phase of anthracene resembling the dianthracene crystal, which then undergoes a gradual phase transition to the final anthracene crystalline state, as proposed in **Figure 1a**. Importantly, through comparison of DSC and PXRD data both the chemical transformation and phase transition are revealed to contribute to the overall energy release during the cycloreversion.



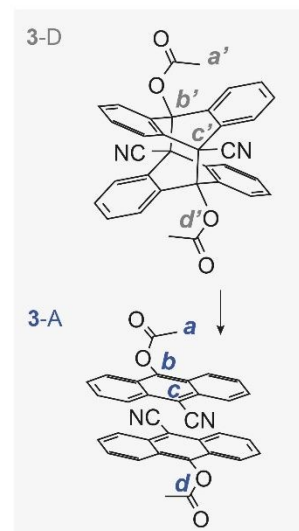
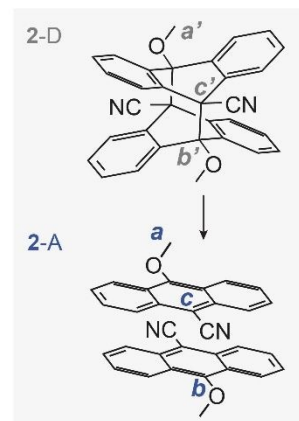
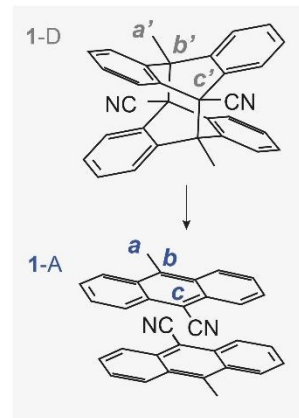
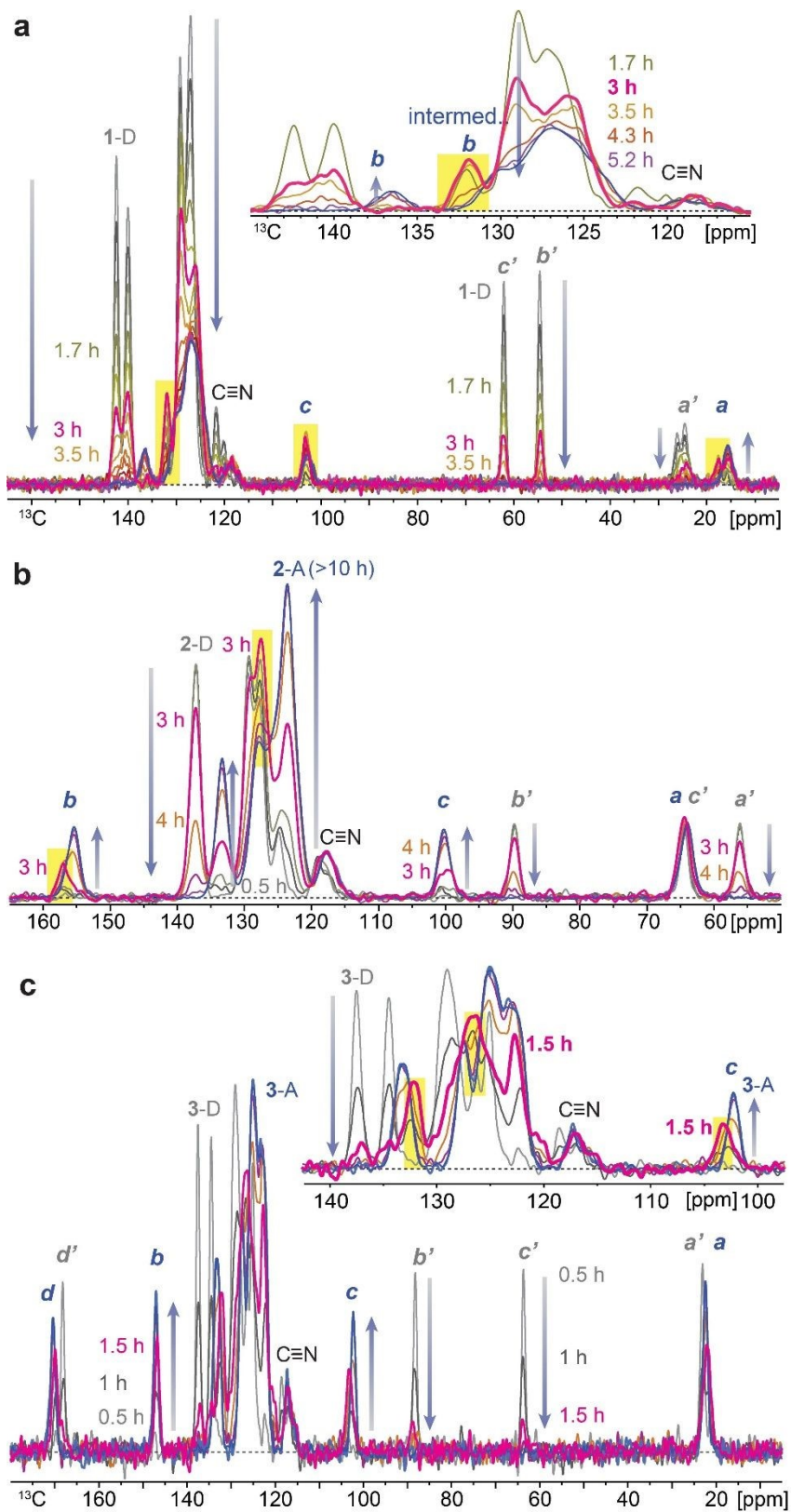


Figure 3. Series of isothermal solid-state ^{13}C NMR spectra showing the conversion of (a) **1-D** to **1-A**, (b) **2-D** to **2-A** and (c) **3-D** to **3-A** at 49 ± 1 °C. The expanded view of the aromatic-carbon signals in (a) and (c) shows the appearance of an intermediate form of the anthracene with a maximum at 3 h for compound **1** and 1.5 h for compound **3**, *i.e.* before the final anthracene crystal formation. The peaks of the intermediate phase that initially grow and then disappear are highlighted in the yellow boxes.

To understand the chemical composition of such a transient intermediate phase, we employed isothermal solid-state NMR spectroscopy. We note that the initial dianthracenes do not contain any anthracenes and are stable at room temperature in the solid state; however, they completely convert to anthracenes upon heating over 3–10 hours, based on the solid-state NMR (Figures S2-S4). The produced anthracenes are clean, in the absence of any thermal decomposition byproducts, and can be irradiated in solid again to generate dianthracenes *via* [4+4] cycloaddition. Solution-state NMR, on the other hand, does not accurately assess the composition of samples (Figures S5-S10), due to the solvation-induced D-to-A reversion, which directed us to using solid-state NMR spectroscopy. Time-dependent solid-state NMR spectroscopy of dianthracenes subject to *in-situ* heating at 49 ± 1 °C (**Figure 3**) also enabled the analysis of the reaction kinetics of dianthracene cycloreversion to anthracene (*vide infra*). First, the gradual decrease in the ^{13}C NMR signal intensity of dianthracene with the concurrent formation of new signals assigned to anthracene confirms the successful cycloreversion process. Especially, the disappearance of dianthracene quaternary carbon signals (marked as *b'* and *c'* in **Figure 3**) at < 90 ppm along with the emergence of new ^{13}C NMR signals, for instance of the C9 carbon of anthracene near 100 ppm (marked as *c* in **Figure 3**), validate the aromatization of the central ring of the product. Inspection further shows that the signal positions of the R substituents on the C10 carbon (marked as *b* in **Figure 3**) are often slightly different between dianthracene and anthracene. The sharpness of the major ^{13}C NMR signals throughout the process indicates the preserved crystallinity of solid



compounds during the reaction and supports the notion of a crystal-to-crystal phase transition as observed in PXRD analysis.

Closer inspection of the NMR spectral series, in particular in the inset of **Figure 3a** and **Figure 3c**, reveals that some of the anthracene peaks have two components that are more or less resolved, which offers insight into the transient intermediate phase. For **1-A** two anthracene signals with different time courses are seen most clearly at 137 and 132 ppm (C10, marked as *b* in **Figure 3a**), for **2-A** at 158 and 156 ppm (C10, marked as *b* in **Figure 3b**), and for **3-A** at 132 and 133 ppm (bridgehead carbons) as well as 103 and 102 ppm (C9, marked as *c* in **Figure 3c**). The first anthracene signal appears early, passes through an intensity maximum and then disappears, while the appearance of the other component is delayed; its chemical shifts are those of the final anthracene crystal. The first component matches the definition of an intermediate in chemical kinetics, confirming the hypothesis from isothermal DSC and PXRD. Based on the chemical shifts, the transient species are identified as anthracenes. Therefore, they can be convincingly attributed to pairs of anthracenes formed by dianthracene decomposition. By necessity, these anthracene pairs are initially mostly surrounded by dianthracene molecules in a dianthracene crystal. This packing environment is different than in a neat anthracene crystal, resulting in slightly different chemical shifts of the newly formed anthracene molecules. In other words, the intermediate phase consists of a dianthracene crystal filled with a mix of dianthracenes and anthracene pairs, with the latter becoming more abundant with time.

This variable composition is reflected in the gradual shift of the Bragg peaks in PXRD at early to intermediate times (**Figure 2**). In compounds **1** and **3**, the intermediate component becomes the dominant species at intermediate times, which is confirmed by the quantitative analysis of the NMR data (*vide infra*). At that point, the dianthracene peaks broaden (*e.g.*, near



140 ppm, see **Figure 3a**), which can be attributed to the various packing environments of the remaining dianthracene molecules surrounded by a mix of new anthracene pairs and other residual dianthracenes. The signals of neat anthracene crystal increase significantly only when the intermediate peaks pass their maximum concentration, which is at different levels for compounds **1**, **2** and **3**.

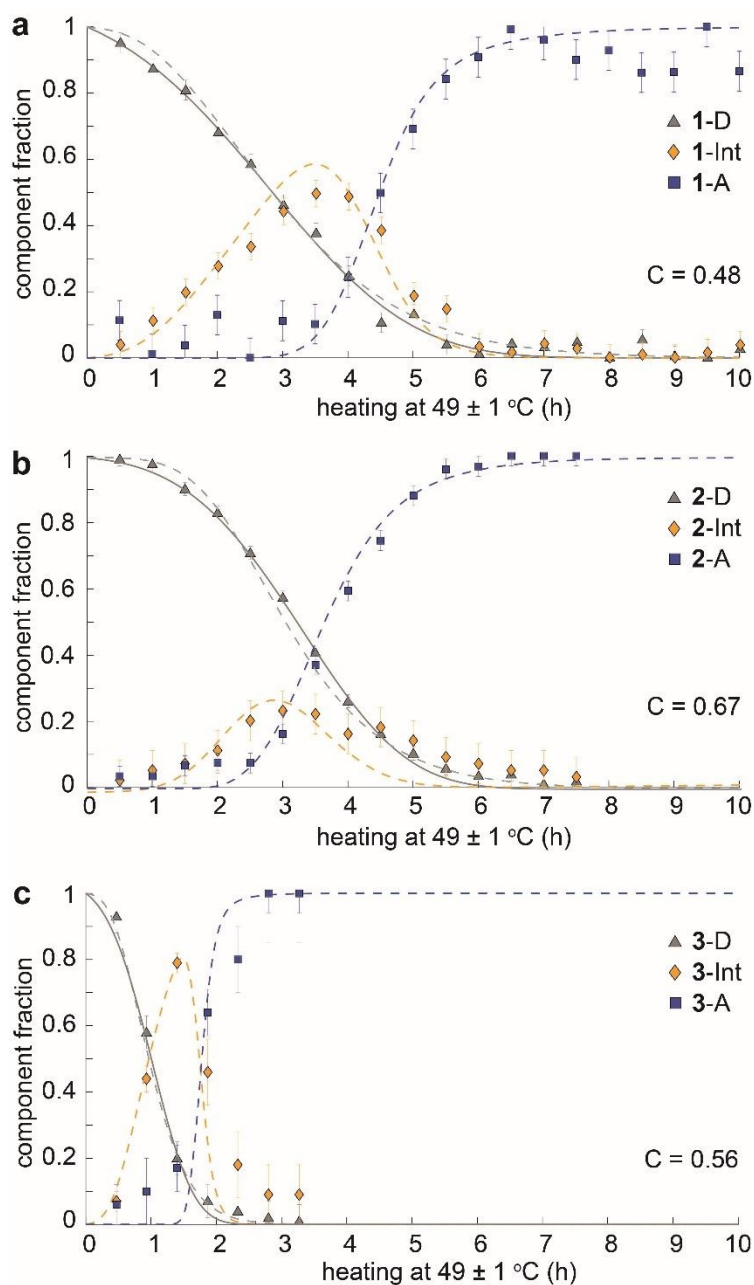


Figure 4. Time dependence of the fractions of dianthracene (grey triangles), intermediate anthracene in dianthracene crystals (orange diamonds), and final anthracene crystals (blue squares) during the cycloreversion of (a) **1-D** to **1-A**, (b) **2-D** to **2-A**, and (c) **3-D** to **3-A**, as derived from solid-state NMR. The dashed fit curves were obtained by the microscopically detailed models described below. The solid curve has been obtained from a modification of Avrami theory with partial cooperativity, and a cooperativity parameter (C) has been derived from it for each cycloreversion process.

The time dependence of the fractions of the three components (dianthracene, intermediate anthracene, and final anthracene) detected by NMR in the three samples is shown in **Figure 4**. **1-D** and **2-D** undergo about 80% cycloreversion within 4 hours of heating at 49 ± 1 °C, and the anthracene in the transient intermediate phase, which first grows and then disappears, is detected before the formation of the stable anthracene crystalline phase (**Figures 4a** and **4b**). This intermediate anthracene, which is marked in orange, shows different maximum fractions for each dianthracene. The degree of accumulated intermediate phase reflects the activation energy barrier for the transition from the intermediate to the final anthracene phase. The continued heating beyond 4 hours induces the conversion of the intermediate phase to the final crystalline anthracene phase, marked in blue. A similar mechanism of cycloreversion was detected for **3-D**, involving the growth of anthracene in an intermediate phase, followed by the conversion of the intermediate phase to the stable anthracene crystals (**Figure 4c**). For **3-D**, which reverts more rapidly than the other two dianthracenes, solid-state NMR measurements were also conducted at 25 °C to follow the process in more detail (Figure S11).

We also note that the sigmoidal shape of dianthracene conversion over time (grey line) reflects its auto-catalyzed cycloreversion in the solid state, and the kinetic analysis reveals different levels of molecular cooperativity for the cycloreversion of **1-D**, **2-D**, and **3-D**. The decay curves of dianthracenes were fitted with the analytical equation of a partially cooperative 3D Avrami



theory,⁴¹ $V_D = \exp(Kt_0^4) \exp(-K(t+t_0)^4)$, where K is the Avrami constant and t_0 is the pre-nucleation time factor⁴² that controls the ratio between random conversion and cooperative growth. A cooperativity parameter can be calculated as $C = \exp(-\sqrt{2} K^{1/4} t_0)$,⁴¹ ranging from 0 where the system approaches noncooperative first-order kinetics, to 1 where growth is fully cooperative. Compound **1** ($R = \text{CH}_3$) showed the lowest cooperativity ($C = 0.48$), while compounds **2** ($R = \text{OCH}_3$) and **3** ($R = \text{OAc}$) exhibited higher cooperativity ($C = 0.67$ and 0.56 , respectively). In highly-cooperative solid-state reactions, the local formation of intermediates and/or products facilitates further reactions, as a result of the structural changes in the solid that lower the activation energy of reaction for the neighboring molecules.^{43, 44}

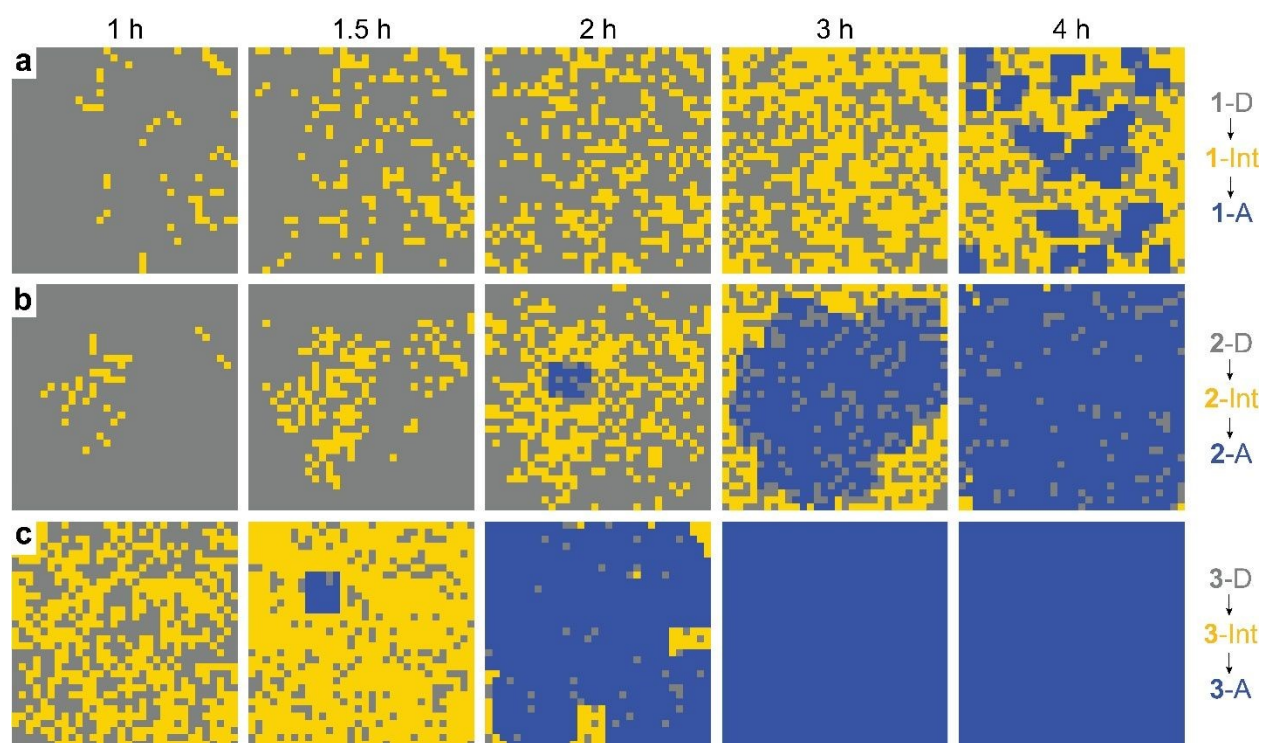


Figure 5. Snapshots of simulated conversion of dianthracene (grey) to anthracene pairs (yellow) in dianthracene crystals (*i.e.*, an intermediate phase) followed by nucleation and growth of anthracene crystals (blue) for (a) **1-D**, (b) **2-D**, and (c) **3-D**, producing the fit curves to the NMR data shown in **Figure 4**.



The observed behavior was then visualized by modeling the microscopically-detailed, partially-cooperative conversion in the dianthracene crystal, followed by conversion of anthracene-rich regions to neat anthracene crystals. Snapshots at five different time points are shown in **Figure 5**. The spatial distribution and growth of the intermediate phases (yellow regions) are more uniform for compounds **1** and **3** (note that **3** at 1 h resembles **1** at 3 h) than compound **2**, corroborating their relative cooperativity. Compound **2** displays a clustered formation of the intermediate phase, reflecting its high molecular cooperativity for the solid-state reaction, which then rapidly generates the final anthracene crystalline phase (**Figure 5b**, blue region at 2h). Such locally-formed anthracene crystals propagate until the entire area is filled with the final anthracene phase.

Lastly, we investigated the relative contribution of chemical and physical transformations to the total energy release process, using density functional theory (DFT) calculations carried out using Quantum ESPRESSO (QE) code.⁴⁵ The energetics of the overall cycloreversion can be described by the following three energy terms: $\Delta\bar{E}_{\text{cry}}$, $\Delta\bar{E}_{\text{unit}}$ and $\Delta\bar{E}_{\text{latt}}$. Based on Hess's law, only the initial dianthracene crystals and the final anthracene crystals were analyzed, without the consideration of the intermediate phase structure.⁴⁶ The following equations were developed to define each energy term (see SI Section S6 for details).

$$\Delta\bar{E}_{\text{cry}} = \frac{E_{\text{cry}}(\text{D})}{n} - \frac{E_{\text{cry}}(\text{A})}{n} \quad (1)$$

$$\Delta\bar{E}_{\text{unit}} = \frac{1}{n} \sum_i^n (E_i(\text{D}) - E_i(\text{AA})) \quad (2)$$

$$\Delta\bar{E}_{\text{latt}} = \Delta\bar{E}_{\text{cry}} - \Delta\bar{E}_{\text{unit}} \quad (3)$$

E_{cry} : the energy of the crystallographic unit cell containing multiple dianthracenes ($E_{\text{cry}}(\text{D})$) or anthracenes ($E_{\text{cry}}(\text{A})$)



$\Delta\bar{E}_{\text{cry}}$: the difference between the averaged energy of anthracene and dianthracene unit in crystals (E_{cry} divided by the number of cycloaddition units (n) in the unit cell) (Figures S12-S14).

$\Delta\bar{E}_{\text{unit}}$: the averaged dissociation energy of an individual dianthracene that is isolated by the cubic unit cell with the edge of 20 Å after the optimization using QE (Figures S12-S14).

$\Delta\bar{E}_{\text{latt}}$: the difference in the lattice energy, which represents the environmental effect in the crystalline state during the cycloreversion process.

As per theoretical calculations, the $\Delta\bar{E}_{\text{cry}}$ represents the total energy released during the dianthracene cycloreversion, which is ascribed as the sum of chemical dissociation energy, $\Delta\bar{E}_{\text{unit}}$, and crystal lattice stabilization energy, $\Delta\bar{E}_{\text{latt}}$. **Table 1** shows that for all compounds, the chemical dissociation serves as the main contributor to the overall energy release, whereas the lattice energy change during the cycloreversion offers a minor extra energy release. Even though the calculated values of total energy release are larger than the experimental ones, the relative degrees of $\Delta\bar{E}_{\text{unit}}$ and $\Delta\bar{E}_{\text{latt}}$ provide important insights on the solid-state energy storage in the anthracene system, which can guide the further design of solid-state MOST energy storage systems.

Table 1. Energy values of $\Delta\bar{E}_{\text{cry}}$, $\Delta\bar{E}_{\text{unit}}$, and $\Delta\bar{E}_{\text{latt}}$ (kJ/mol) calculated using QE.

	$\Delta\bar{E}_{\text{cry}}$	$\Delta\bar{E}_{\text{unit}}$	$\Delta\bar{E}_{\text{latt}}$
1	191.7	157.6	34.1
2	185.9	169.2	16.7
3	187.4	154.1	33.3



Conclusions

The initial formation of a transient intermediate phase, featuring anthracene pairs in dianthracene crystals, was discovered and followed by the subsequent phase transition to the final anthracene crystals through isothermal time-dependent DSC, PXRD, and solid-state NMR. The fundamental understanding of the convoluted process allowed for the qualitative and calculation-based quantitative distinction between the chemical transformation and phase transition, both of which contribute to the overall energy storage and release in the anthracene-based MOST compounds. The solid-state kinetic analysis of cycloreversion revealed the molecular cooperativity in the auto-catalytic reaction for the anthracene derivatives. Solid-state NMR and PXRD probed the formation of an intermediate phase containing progressively more anthracene pairs within the dianthracene crystal, which at high anthracene loading exothermically converts to the stable anthracene crystal. The fundamental insights gained and the solid-state analytical methods discussed in this work will shed light on designing and studying novel solid-state MOST energy storage compounds that store solar photon energy and release heat through auto-catalysis.

Data Availability

The data supporting this article have been included as part of the Supplementary Information.

Author Contributions

C.R. performed DSC and PXRD analyses. Z.S. and K.S.-R. conducted solid-state NMR analyses and Avrami theory modeling. R.K. and H.H. performed energy calculations. J.Y.C. and J.P. contributed crystal structure simulations based on PXRD. S.C. synthesized all compounds. G.G.D.H. conceived the project and refined the manuscript. All authors discussed the results and edited the manuscript.



Acknowledgements

This material is based upon work supported by the Air Force Office of Scientific Research under Award Number FA9550-22-1-0254. G.G.D.H. acknowledges the NSF CAREER award (DMR-2142887), Alfred P. Sloan Foundation (FG-2022-18328), and the Camille and Henry Dreyfus Foundation (TC-23-028). S.C. was partly supported by Brandeis MRSEC (DMR-2011846). PXRD patterns were obtained on a powder X-ray diffractometer funded by AFOSR DURIP award (FA9550-23-1-0072). The solid-state NMR spectrometer used in this project was funded by the National Science Foundation Major Research Instrumentation Program (Award 1726346). Computation time was provided by the SuperComputer System, Institute for Chemical Research, Kyoto University.

References

- (1) Sun, C. L.; Wang, C.; Boulatov, R. Applications of Photoswitches in the Storage of Solar Energy. *ChemPhotoChem* **2019**, *3* (6), 268-283.
- (2) Wang, Z.; Erhart, P.; Li, T.; Zhang, Z.-Y.; Sampedro, D.; Hu, Z.; Wegner, H. A.; Brummel, O.; Libuda, J.; Nielsen, M. B.; Moth-Poulsen, K. Storing energy with molecular photoisomers. *Joule* **2021**, *5* (12), 3116-3136.
- (3) Giménez-Gómez, A.; Magson, L.; Merino-Robledillo, C.; Hernáez-Troya, S.; Sanosa, N.; Sampedro, D.; Funes-Ardoiz, I. State-of-the-art and challenges towards a Molecular Solar Thermal (MOST) energy storage device. *React. Chem. Eng.* **2024**, *9* (7), 1629-1640.
- (4) Orrego-Hernández, J.; Dreos, A.; Moth-Poulsen, K. Engineering of Norbornadiene/Quadricyclane Photoswitches for Molecular Solar Thermal Energy Storage Applications. *Acc. Chem. Res.* **2020**, *53* (8), 1478-1487.



- (5) Schulte, R.; Afflerbach, S.; Paululat, T.; Ihmels, H. Bis- and Tris-norbornadienes with High Energy Densities for Efficient Molecular Solar Thermal Energy Storage. *Angew. Chem. Int. Ed.* **2023**, *62* (38), e202309544.
- (6) Dong, L.; Feng, Y.; Wang, L.; Feng, W. Azobenzene-based solar thermal fuels: design, properties, and applications. *Chem. Soc. Rev.* **2018**, *47* (19), 7339-7368.
- (7) Kunz, A.; Heindl, A. H.; Dreos, A.; Wang, Z.; Moth-Poulsen, K.; Becker, J.; Wegner, H. A. Intermolecular London Dispersion Interactions of Azobenzene Switches for Tuning Molecular Solar Thermal Energy Storage Systems. *ChemPlusChem* **2019**, *84* (8), 1145-1148.
- (8) Le, M.; Han, G. G. D. Stimuli-Responsive Organic Phase Change Materials: Molecular Designs and Applications in Energy Storage. *Acc. Mater. Res.* **2022**, *3* (6), 634-643.
- (9) Qiu, Q.; Yang, S.; Gerkman, M. A.; Fu, H.; Aprahamian, I.; Han, G. G. D. Photon Energy Storage in Strained Cyclic Hydrazones: Emerging Molecular Solar Thermal Energy Storage Compounds. *J. Am. Chem. Soc.* **2022**, *144* (28), 12627-12631.
- (10) Wang, Z.; Udmark, J.; Börjesson, K.; Rodrigues, R.; Roffey, A.; Abrahamsson, M.; Nielsen, M. B.; Moth-Poulsen, K. Evaluating Dihydroazulene/Vinylheptafulvene Photoswitches for Solar Energy Storage Applications. *ChemSusChem* **2017**, *10* (15), 3049-3055.
- (11) Brøndsted Nielsen, M.; Ree, N.; Mikkelsen, K. V.; Cacciarini, M. Tuning the dihydroazulene – vinylheptafulvene couple for storage of solar energy. *Russ. Chem. Rev.* **2020**, *89* (5), 573-586.
- (12) Kanai, Y.; Srinivasan, V.; Meier, S. K.; Vollhardt, K. P. C.; Grossman, J. C. Mechanism of Thermal Reversal of the (Fulvalene)tetracarbonyl-diruthenium Photoisomerization: Toward Molecular Solar–Thermal Energy Storage. *Angew. Chem. Int. Ed.* **2010**, *49* (47), 8926-8929.
- (13) Lennartson, A.; Lundin, A.; Börjesson, K.; Gray, V.; Moth-Poulsen, K. Tuning the photochemical properties of the fulvalene-tetracarbonyl-diruthenium system. *Dalton Trans.* **2016**, *45* (21), 8740-8744.
- (14) Usuba, J.; Han, G. G. D. Photoswitch designs for molecular solar thermal energy storage. *Trends Chem.* **2023**, *5* (8), 577-580.
- (15) Wang, Z.; Hölzel, H.; Moth-Poulsen, K. Status and challenges for molecular solar thermal energy storage system based devices. *Chem. Soc. Rev.* **2022**, *51* (17), 7313-7326.



- (16) Gonzalez, A.; Kengmana, E. S.; Fonseca, M. V.; Han, G. G. D. Solid-state photoswitching molecules: structural design for isomerization in condensed phase. *Mater Today Adv.* **2020**, *6*, 100058.
- (17) Li, X.; Cho, S.; Wan, J.; Han, G. G. D. Photoswitches and photochemical reactions for optically controlled phase transition and energy storage. *Chem* **2023**, *9*(9), 2378-2389.
- (18) Kobatake, S.; Takami, S.; Muto, H.; Ishikawa, T.; Irie, M. Rapid and reversible shape changes of molecular crystals on photoirradiation. *Nature* **2007**, *446*(7137), 778-781.
- (19) Klajn, R. Spiropyran-based dynamic materials. *Chem. Soc. Rev.* **2014**, *43*(1), 148-184.
- (20) Kitagawa, D.; Kawasaki, K.; Tanaka, R.; Kobatake, S. Mechanical Behavior of Molecular Crystals Induced by Combination of Photochromic Reaction and Reversible Single-Crystal-to-Single-Crystal Phase Transition. *Chem. Mater.* **2017**, *29*(17), 7524-7532.
- (21) Samperi, M.; Bdiri, B.; Sleet, C. D.; Markus, R.; Mallia, A. R.; Pérez-García, L.; Amabilino, D. B. Light-controlled micron-scale molecular motion. *Nat. Chem.* **2021**, *13*(12), 1200-1206.
- (22) Wilson, G. R.; Park, K. C.; Thaggard, G. C.; Martin, C. R.; Hill, A. R.; Haimerl, J.; Lim, J.; Maldeni Kankanamalage, B. K. P.; Yarbrough, B. J.; Forrester, K. L.; et al. Cooperative and Orthogonal Switching in the Solid State Enabled by Metal-Organic Framework Confinement Leading to a Thermo-Photochromic Platform. *Angew. Chem., Int. Ed.* **2023**, *62*(37), e202308715.
- (23) Clerc, M.; Sandlass, S.; Rifaie-Graham, O.; Peterson, J. A.; Bruns, N.; Read de Alaniz, J.; Boesel, L. F. Visible light-responsive materials: the (photo)chemistry and applications of donor-acceptor Stenhouse adducts in polymer science. *Chem. Soc. Rev.* **2023**, *52*(23), 8245-8294.
- (24) Chung, J. W.; You, Y.; Huh, H. S.; An, B.-K.; Yoon, S.-J.; Kim, S. H.; Lee, S. W.; Park, S. Y. Shear- and UV-Induced Fluorescence Switching in Stilbenic π -Dimer Crystals Powered by Reversible [2 + 2] Cycloaddition. *J. Am. Chem. Soc.* **2009**, *131*(23), 8163-8172.
- (25) Zhu, L.; Al-Kaysi, R. O.; Bardeen, C. J. Reversible photoinduced twisting of molecular crystal microribbons. *J. Am. Chem. Soc.* **2011**, *133*(32), 12569-12575.



- (26) Kole, G. K.; Kojima, T.; Kawano, M.; Vittal, J. J. Reversible Single-Crystal-to-Single-Crystal Photochemical Formation and Thermal Cleavage of a Cyclobutane Ring. *Angew. Chem., Int. Ed.* **2014**, *53* (8), 2143-2146.
- (27) Kissel, P.; Murray, D. J.; Wulftange, W. J.; Catalano, V. J.; King, B. T. A nanoporous two-dimensional polymer by single-crystal-to-single-crystal photopolymerization. *Nat. Chem.* **2014**, *6* (9), 774-778.
- (28) Kory, M. J.; Wörle, M.; Weber, T.; Payamyar, P.; van de Poll, S. W.; Dshemuchadse, J.; Trapp, N.; Schlüter, A. D. Gram-scale synthesis of two-dimensional polymer crystals and their structure analysis by X-ray diffraction. *Nat. Chem.* **2014**, *6* (9), 779-784.
- (29) Hu, F.-L.; Wang, H.-F.; Guo, D.; Zhang, H.; Lang, J.-P.; Beves, J. E. Controlled formation of chiral networks and their reversible chiroptical switching behaviour by UV/microwave irradiation. *Chem. Commun.* **2016**, *52* (51), 7990-7993.
- (30) Nishiuchi, T.; Kisaka, K.; Kubo, T. Synthesis of Anthracene-Based Cyclic π -Clusters and Elucidation of their Properties Originating from Congested Aromatic Planes. *Angew. Chem., Int. Ed.* **2021**, *60* (10), 5400-5406.
- (31) Gately, T. J.; Sontising, W.; Easley, C. J.; Islam, I.; Al-Kaysi, R. O.; Beran, G. J. O.; Bardeen, C. J. Effect of halogen substitution on energies and dynamics of reversible photomechanical crystals based on 9-anthracenecarboxylic acid. *CrystEngComm* **2021**, *23* (34), 5931-5943.
- (32) Sun, C.; Oppenheim, J. J.; Skorupskii, G.; Yang, L.; Dincă, M. Reversible topochemical polymerization and depolymerization of a crystalline 3D porous organic polymer with C–C bond linkages. *Chem* **2022**, *8* (12), 3215-3224.
- (33) George III, G. C.; Hutchins, K. M. Solid-State [4+4] Cycloaddition and Cycloreversion with Use of Unpaired Hydrogen-Bond Donors to Achieve Solvatomorphism and Stabilization. *Chem. Eur. J.* **2023**, *29* (65), e202302482.
- (34) Hema, K.; Ravi, A.; Raju, C.; Pathan, J. R.; Rai, R.; Sureshan, K. M. Topochemical polymerizations for the solid-state synthesis of organic polymers. *Chem. Soc. Rev.* **2021**, *50* (6), 4062-4099.



- (35) Biradha, K.; Santra, R. Crystal engineering of topochemical solid state reactions. *Chem. Soc. Rev.* **2013**, *42* (3), 950-967.
- (36) Campillo-Alvarado, G.; Li, C.; MacGillivray, L. R. Topochemistry Meets Supramolecular Chemistry: Opportunities for Targeted Organic Synthesis in Molecular Crystals. In *Reactivity in Confined Spaces*, Lloyd, G., Forgan, R. S. Eds.; The Royal Society of Chemistry, 2021; p 0.
- (37) Cho, S.; Usuba, J.; Chakraborty, S.; Li, X.; Han, G. G. D. Solid-state photon energy storage via reversible [2+2] cycloaddition of donor-acceptor styrylpyrylium system. *Chem* **2023**, *9* (11), 3159-3171.
- (38) Chakraborty, S.; Nguyen, H. P. Q.; Usuba, J.; Choi, J. Y.; Sun, Z.; Raju, C.; Sigelmann, G.; Qiu, Q.; Cho, S.; Tenney, S. M.; Shulenberger, K. E.; Schmidt-Rohr, K.; Park, J.; Han, G. G. D.. Self-activated energy release cascade from anthracene-based solid-state molecular solar thermal energy storage systems. *Chem* **2024**, *10*, 1-14.
- (39) Gonzalez, A.; Odaybat, M.; Le, M.; Greenfield, J. L.; White, A. J. P.; Li, X.; Fuchter, M. J.; Han, G. G. D. Photocontrolled Energy Storage in Azobispyrazoles with Exceptionally Large Light Penetration Depths. *J. Am. Chem. Soc.* **2022**, *144* (42), 19430-19436.
- (40) Raju, C.; Kunnikuruvan, S.; Sureshan, K. M. Topochemical Cycloaddition Reaction between an Azide and an Internal Alkyne. *Angew. Chem., Int. Ed.* **2022**, *61* (37), e202210453.
- (41) Sun, Z.; G. D. Han, G.; Schmidt-Rohr, K. Partially Cooperative Phase Conversions and Noninteger Avrami Exponents. *Submitted*.
- (42) Ishibashi, Y.; Takagi, Y. Note on Ferroelectric Domain Switching. *JPSJ* **1971**, *31* (2), 506-510.
- (43) Salzillo, T.; Brillante, A.; Weber, T.; Schlüter, A. D. What Changes in Topochemistry when Going from Small Molecule Dimerizations to Polymerizations in Single Crystals? *Helv. Chim. Acta* **2023**, *106* (3), e202200168.
- (44) Keating, A. E.; Garcia-Garibay, M. A. Photochemical Solid-to-Solid Reactions. In *Molecular and Supramolecular Photochemistry*, Ramamurthy, V., Schanze, K. S. Eds.; Vol. 2; Marcel Dekker, 1998; pp 195-248.



- (45) Giannozzi, P.; Baroni, S.; Bonini, N.; Calandra, M.; Car, R.; Cavazzoni, C.; Ceresoli, D.; Chiarotti, G. L.; Cococcioni, M.; Dabo, I.; et al. QUANTUM ESPRESSO: a modular and open-source software project for quantum simulations of materials. *J. Phys. Condens. Matter* **2009**, *21* (39), 395502.
- (46) Davik, J. Teaching Hess's Law. *J. Chem. Educ.* **1980**, *57*(12), 895.

