



Cite this: *Chem. Commun.*, 2023, 59, 1589

Received 14th November 2022,  
Accepted 23rd December 2022

DOI: 10.1039/d2cc06168f

[rsc.li/chemcomm](http://rsc.li/chemcomm)

## Recent progress in alkynylation with hypervalent iodine reagents

Elliott Le Du  and Jérôme Waser \*

Although alkynes are one of the smallest functional groups, they are among the most versatile building blocks for organic chemistry, with applications ranging from biochemistry to material sciences. Alkynylation reactions have traditionally relied on the use of acetylenes as nucleophiles. The discovery and development of ethynyl hypervalent iodine reagents have allowed to greatly expand the transfer of alkynes as electrophilic synthons. In this feature article the progress in the field since 2018 will be presented. After a short introduction on alkynylation reactions and hypervalent iodine reagents, the developments in the synthesis of alkynyl hypervalent iodine reagents will be discussed. Their recent use in base-mediated and transition-metal catalyzed alkynylations will be described. Progress in radical-based alkynylations and atom-economical transformations will then be presented.

### 1. Introduction and context

Alkynes are highly versatile functional groups in organic chemistry, which also have found applications in applied fields such as biochemistry and material sciences.<sup>1,2</sup> Among the main transformations that alkynes can undergo, the 1,3-dipolar cycloaddition with organic azides, also known as Huisgen cycloaddition or “Click Chemistry”, is of the utmost importance and was recognized with the Nobel prize in 2022.<sup>3–5</sup> The high interest of the scientific community in alkynes has led to

constant efforts to develop new flexible and efficient strategies to access them.

Traditionally, most methods to access alkynes by transfer of a triple bond relied on the deprotonation of terminal alkynes generating nucleophilic acetylide intermediates that could then react with electrophiles (Scheme 1A). For instance, it is a method of choice to access propargylic alcohols or amines.<sup>6,7</sup> Alternatively, acetylides can be involved in cross-coupling reactions such as the Sonogashira coupling,<sup>8</sup> the Glaser dimerization or the Cadiot–Chodkiewicz reaction.<sup>9</sup> While terminal alkynes are intrinsically nucleophilic, their reactivity can be reversed by installing an electron-withdrawing leaving group at an extremity (Scheme 1B).<sup>10</sup> Initially, haloalkynes have been investigated in transition-metal catalyzed carbon–carbon and

Laboratory of Catalysis and Organic Synthesis, Institute of Chemical Sciences and Engineering École Polytechnique Fédérale de Lausanne EPFL, SB ISIC, LCSO, BCH 4306, 1015, Lausanne, Switzerland. E-mail: [jerome.waser@epfl.ch](mailto:jerome.waser@epfl.ch)



**Elliott Le Du**

focus on the development of new alkynyl hypervalent iodine reagents and the functionalization of biomolecules.

*Elliott Le Du studied Chemistry at École Normale Supérieure de Lyon in France and at École Polytechnique Fédérale de Lausanne (EPFL) in Switzerland. He conducted his Master's Thesis in the group of Prof. Kay Severin in collaboration with the group of Prof. Jérôme Waser at EPFL, working on triazene-activated donor–acceptor cyclopropanes. Since 2018, he has been pursuing his doctoral studies in the Waser group. His research interests*



**Jérôme Waser**

been co-director of the NCCR Catalysis of the Swiss National Science Foundation.

*Jerome Waser was born in Sierre, Valais, Switzerland. He studied chemistry at ETH Zurich, where he obtained his PhD in 2006 with Prof. Erick M. Carreira. In 2006, he joined Prof. Barry M. Trost at Stanford University as a SNF postdoctoral fellow. Since October 2007 he has been professor of organic chemistry at the Ecole Polytechnique Fédérale de Lausanne (EPFL), where he was promoted to full professor in 2019. Since 2020, he has also*

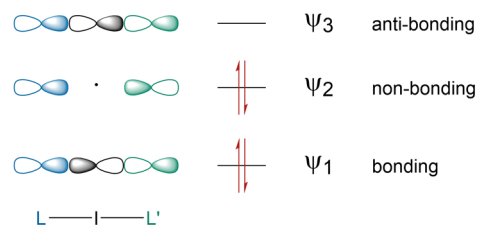
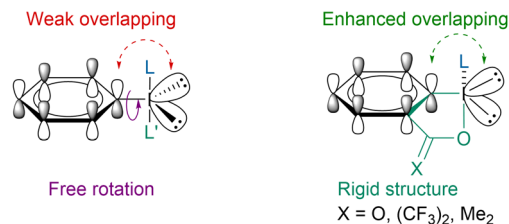




Scheme 1 Nucleophilic and electrophilic alkyynylation strategies.

heteroatom-carbon couplings.<sup>11</sup> Later, alkynyl sulfones have emerged as valuable partners for the alkyynylation of nucleophilic radicals.<sup>12</sup> The *in situ* oxidation of terminal alkynes has been also investigated but initially relied on toxic and highly reactive oxidants, which limited the application of these strategies.<sup>10</sup> Since the discovery of the exceptional reactivity of the hypervalent bond, hypervalent iodine reagents have attracted the interest of synthetic chemists.<sup>13–21</sup> In particular, alkynyl iodonium salts and ethynylbenziodoxolone (EBX) reagents have been particularly prolific as electrophilic alkyne synthons.<sup>22–25</sup>

The peculiar reactivity of hypervalent iodine reagents arises from the 3-center-4-electron bond or hypervalent bond, which is longer, more polarized and weaker than a standard covalent bond leading to a higher electrophilic reactivity (Scheme 2A).<sup>26,27</sup> Although the concept of hypervalency is still debated,<sup>28–30</sup> it has been largely accepted to describe the unusual properties of hypercoordinated main-group elements. In recent years, most efforts have focused on cyclic hypervalent iodine reagents due to their higher stability (Scheme 2B).<sup>31</sup> The additional stabilization has been proposed to arise from locking the iodine atom in an iodoheterocycle leading to an enhanced orbital overlapping.<sup>32</sup> Moreover, the confinement of the oxygen lone pairs out of the 3c-4e plane disfavors the reductive elimination between the axial ligands.<sup>33</sup>

**A) Hypervalent L-I-L' bond****B) Enhanced stability of cyclic reagents**

Scheme 2 Hypervalent iodine bond and enhanced stability of cyclic reagents.

Although iodonium salts were initially investigated for the alkyynylation of nucleophiles, their instability limited their wider application.<sup>34,35</sup> Since 2009, bench stable EBX reagents have emerged as powerful electrophilic alkyne synthons in metal-free and metal-catalyzed alkyynylation of transient radicals, heteroatom and carbon-centered nucleophiles.<sup>31,36</sup> The purpose of this feature article is to present the progress in the field since our last reviews in 2018<sup>24,25</sup> up to October 2022. The development of alkynyl hypervalent iodine reagents will first be described (Chapter 2). Then base-mediated (Chapter 3) and transition-metal mediated (Chapter 4) alkyynylation reactions will be presented. Finally radical-based transfer of acetylenes (Chapter 5) and atom-economical transformations (Chapter 6) will be discussed.

## 2. Development of alkynyl hypervalent iodine reagents

Since the discovery of EBX reagents by the Ochiai group, efforts have focused on improving their synthesis.<sup>37</sup> Zhdankin and coworkers reported a first general two-step procedure to access alkyl-, aryl- or silyl-substituted EBX reagents *via* hydroxybenziodoxole (2) (Scheme 3A).<sup>38</sup> Following a renewed interest for these reagents, the Olofsson group developed a one-pot two-step procedure converting 2-iodobenzoic acid (1) into EBX reagents using pinacol alkynylboronates such as 5 (Scheme 3B).<sup>39</sup> Interestingly this strategy could also be employed to access alkynyl iodonium salts. Our group later reported a similar protocol but using commercially available terminal alkyne 6 for the synthesis of TIPS-EBX (4a) on multigram scale (Scheme 3C).<sup>40</sup> However, lower yields were obtained with alkyl or aryl substituted alkynes with this protocol and the Olofsson or Zhdankin protocols are usually preferred to synthesize them.

In 2022, our group disclosed a new procedure to access a broad variety of alkyl-, aryl- or silyl-substituted EBX reagents





Scheme 3 Improvements in the synthesis of EBX reagents (illustrated with TIPS-EBX (4a)).



Scheme 4 Synthesis of TIPS-EBX (4a) from TsO-BX (7).

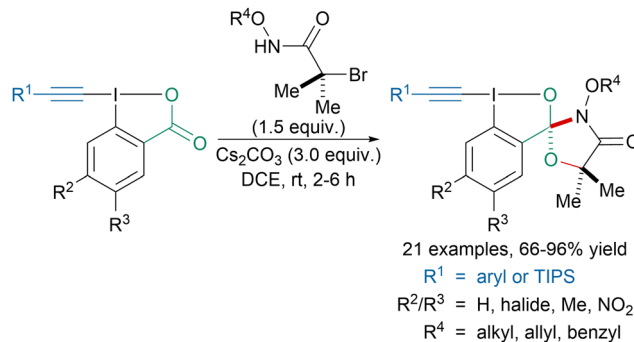
starting from TsO-BX (7) and more stable alkynyltrifluoroborates **8** (Scheme 4).<sup>41</sup> The transformation tolerated a variety of solvents, did not require any additive and produced EBX reagents in high purity without purification, which allowed to directly apply them for the functionalization of different nucleophiles.

Interestingly, Itoh, Tada and coworkers reported the synthesis of ethynylbenziodoxolone (**4c**) as a self-assembled double-layered honeycomb complex with MeCN, which allowed to isolate the otherwise highly unstable reagent (Scheme 5).<sup>42</sup> Reagent **4c** was then successfully used for the *N*-ethynylation of various sulfonamides and amino-acids. However, to avoid degradation of the reagent, all the reactions were run in the dark.

In 2021, Kang, Chen and coworkers reported the first synthesis of spirocyclic alkynyl hypervalent iodine reagents



Scheme 5 Synthesis of EBX-MeCN complex **4c**.

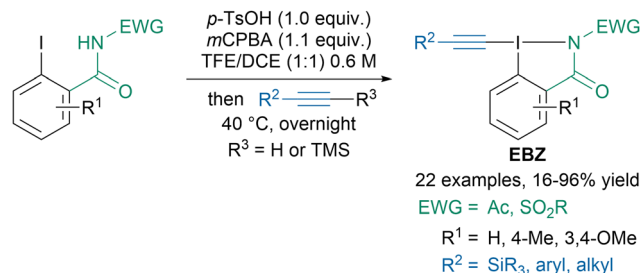


Scheme 6 Synthesis of spirocyclic alkynyl hypervalent iodine reagents.

(Scheme 6).<sup>43</sup> Instead of reacting with the alkyne to form ynamides or vinylbenziodoxolone reagents,<sup>44</sup> under basic conditions, *N*-(oxy)-2-bromo-2-methylpropanamides reacted with the carbonyl group leading to spirocyclic reagents in good to excellent yields. These reagents could then be applied to the synthesis of benzoxazepine derivatives and diynes. Later, the spirocyclic reagents were used to access aryl ethers and thioethers.<sup>45,46</sup>

With the aim of synthesizing  $\alpha$ -alkynyl amino acid derivatives, our group developed a new class of reagents: ethynylbenziodazolone (EBZ) bearing an amide instead of a carboxylic acid in the iodoheterocycle (Scheme 7).<sup>47</sup> The reagents were readily accessed *via* a one-pot two-step procedure from the corresponding iodobenzamide and either terminal or TMS-substituted alkynes. The developed reagents exhibited similar reactivity as standard EBX reagents in alkylation of  $\beta$ -ketoesters, thiols or indoles.

As EBX reagents offer only limited possibilities for reactivity fine-tuning *via* structure modification, our group developed new *N*-heterocyclic reagents with increased structural flexibility (Scheme 8).<sup>48</sup> For instance, we could synthesize mono- (**10**) and bis-protected (**11**) amidine based reagents as well as ethynylbenziodazole reagent (**12**) from 2-iodobenzonitrile. Through a collaboration with the Magnier group we could also access a racemic and an enantiopure sulfoximine based reagent (**13**). Unfortunately, they exhibited lower reactivity than the benchmark TIPS-EBX reagent (**4a**) in the reactions tested to date. More recently, the Nachtsheim group developed *N*-hetero-aromatic alkynyl reagents.<sup>49</sup>



Scheme 7 Synthesis of ethynylbenziodazolone (EBZ) reagents.





Scheme 8 N-Heterocyclic alkyne hypervalent iodine reagents developed in the Waser group.

### 3. Base mediated alkylation reactions

#### 3.1. Alkylation of C-nucleophiles

Since their first applications in electrophilic alkylation of enolates,<sup>50,51</sup> hypervalent iodine reagents have been widely used to install alkynes on the  $\alpha$ -position of carbonyls, especially in total synthesis.<sup>52–58</sup> In addition, the Bisai group recently reported a transition-metal free alkylation of 2-oxindoles using EBX reagents.<sup>59</sup> Using thiourea phosphonium salt catalysts, Wu and coworkers could develop an asymmetric alkylation of azlactones and thiazolones leading to precursors of quaternary  $\alpha$ -amino acids (Scheme 9).<sup>60</sup>

In addition, the Teodoro and Silva reported a protocol to access  $\alpha$ -alkynyl  $\beta$ -substituted ketones by trapping an enolate, generated *via* Michael addition, with EBX reagents.<sup>61</sup>

In 2020, the Kalek group disclosed a N-heterocyclic carbene (NHC) catalyzed alkylation of aromatic aldehydes with iodonium salts leading to ynones in moderate to excellent yields (Scheme 10).<sup>62</sup> <sup>13</sup>C-labelling experiments and computational mechanistic studies revealed that the reaction might proceed *via* direct substitution at the  $\alpha$ -acetylenic carbon. This report represented the first example in which this mechanism was significantly favored for a C-centered nucleophile compared to the typically prevalent pathway involving initial attack at the  $\beta$ -position. Such addition would lead to a vinylidene carbene, which upon 1,2-shift would provide the product as originally proposed by the Ochiai group.<sup>63</sup>



Scheme 9 Asymmetric alkylation of azlactones and thiazolones.



Scheme 10 NHC-catalyzed synthesis of ynones.

M. Waser and coworkers developed a transition-metal free Cadiot–Chodkiewicz coupling of terminal alkynes and EBX reagents leading to unsymmetrical 1,3-diyne.<sup>64</sup> Gold-catalysis had previously been shown to be able to promote this transformation as well.<sup>65–67</sup>

#### 3.2. Alkylation of N-nucleophiles

The formation of N-Csp bonds has attracted a lot of attention in the last decades due to the high versatility of ynamides.<sup>68–70</sup> Hypervalent iodine reagents have emerged as valuable tools especially for nitrogen nucleophiles reacting poorly in copper-catalyzed alkylation transformations. Li, Zhang and coworkers recently reported a metal-free synthesis of ynamides with *in situ* generated alkyne iodonium salts from PIDA (15) and dibenzylsulfonimide (Scheme 11).<sup>71</sup>

Building upon their previous works on the formation of heterocycles with EBX reagents,<sup>72,73</sup> Wen and coworkers developed a TBAF-mediated synthesis of benzofuran derivatives from *N*-phenoxyamides and TIPS-EBX (4a) (Scheme 12).<sup>74</sup> When R<sup>2</sup> is an alkyl, *in situ* formed H-EBX (4c) would be trapped by the *N*-phenoxyamide to form ynamide II after 1,2-hydride shift from intermediate I. [3,3]-Rearrangement followed by cyclization would lead to benzofurans. In contrast, when R<sup>2</sup> is an aryl and in presence of a Na<sub>2</sub>CO<sub>3</sub>, vinylidene carbene I would undergo carbene insertion on the aryl ring followed by [3,3]-rearrangement, Michael addition and cyclization.



Scheme 11 Ynamide synthesis with *in situ* generated alkyne iodonium salts.





Scheme 12 Synthesis of benzofuran derivatives from EBX and *N*-phenoxyamides.

### 3.3. Alkynylation of *S*-nucleophiles and application to the functionalization of biomolecules

Alkynyl sulfoxides are valuable building blocks in organic chemistry with unique reactivities. However the lack of robust procedures to synthesize them has limited their wider applications. In 2019, our group disclosed a new method to access alkynyl sulfoxides from EBX reagents and sulfenate anions formed *in situ* via a retro-Michael reaction (Scheme 13).<sup>75</sup> This protocol allowed to avoid the use of strong oxidants often leading to overoxidation, as well as nucleophilic alkyne derivatives, which could react with the products through 1,4-additions.

Owing to their high reactivity and biocompatibility, hypervalent iodine reagents have recently emerged as powerful tools for the functionalization of biomolecules.<sup>76</sup> In the last decade, our group has extensively studied the alkynylation of thiols and especially of cysteines with the goal to functionalize biomolecules.<sup>77-79</sup> Interestingly, our group showed that depending on the reaction conditions vinylbenziodoxolone (VBX) formation could also occur, which led to the development of a “doubly orthogonal” labeling of peptides with EBX reagents.<sup>80</sup>



Scheme 13 Metal-free synthesis of alkynyl sulfoxides.



Scheme 14 Ethynylation of cysteine residues with EBX **4d** and **4e**.

Moreover, in 2020, in collaboration with the Adibekian and Chaubet groups, we reported a method to ethynylate cysteine residues on peptides and proteins *in vitro* and in living cells (Scheme 14).<sup>81</sup> It was found that under slightly basic buffer conditions TMS-EBX reagents JW-RT-01 (**4d**) and JW-RT-03 (**4e**) would be desilylated *in situ* generating the corresponding highly reactive H-EBX reagents that could be trapped by cysteine residues. JW-RT-03 could efficiently alkynylate cysteines in both HeLa lysates *in vitro* and in living cells, showing that this reagent could be used for cysteine proteomic profiling. TMS-EBX (**4b**) was also evaluated for the bioconjugation of the bioactive antibody trastuzumab and showed promising reactivity.

Later, our group developed amphiphilic EBX-reagents **4f** and **4g** for the lipidation of cysteine residues (Scheme 15).<sup>82</sup> The introduction of a sulfonate group on the aromatic ring favored water solubility. Peptides up to 18 amino acids as well as His<sub>6</sub>-Cys-Ubiquitin could be alkynylated in buffer and the modified peptides showed increased lipophilicity. Using TFA, the thioalkynes could be converted into thioesters, which could be cleaved in the presence of hydroxylamine regenerating the initial peptides.

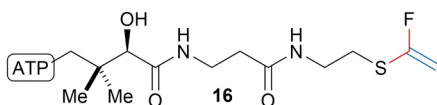
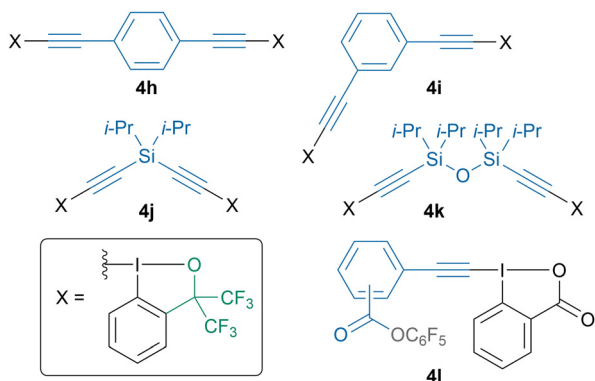
Leveraging the exquisite selectivity for cysteine alkynylation with EBX reagents, our group developed bifunctional reagents **4h-1**, which could be used for *i,i* + 4 and *i,i* + 7 cysteine-cysteine and cysteine-lysine stapling of peptides (Scheme 16).<sup>83</sup> Depending on the linker, changes in helicity were observed. A stapled peptide derived from the p53 protein showed increased helicity and binding affinity to MDM2 protein, a known cancer target and native binder to the p53 protein.

Building upon their work on the fluorination of thioalkynes,<sup>84</sup> O'Hagan, Bühl and coworkers synthesized fluorovinyl



Scheme 15 Lipophilization of peptides in water using amphiphilic reagents **4f** and **4g**.



Scheme 17 Fluorovinyl thioether acetyl coenzyme A analogue **16**.

thioether acetyl coenzyme A analogue **16** (Scheme 17).<sup>85</sup> The fluorovinyl thioether moiety was obtained by alkylation of a thiol using TMS-EBX (**4b**) followed by treatment of the obtained thioalkyne with AgF/I<sub>2</sub>/triethylamine. The compound was shown to be a potent inhibitor of citrate synthase ( $K_i = 4.3 \mu\text{M}$ ).

In collaboration with the Matile group, several cyclic hypervalent iodine reagents were investigated as irreversible covalent inhibitors of thiol-mediated uptake. Although some showed promising activity, they usually exhibited early onset of toxicity.<sup>86</sup>

## 4. Transition-metal mediated alkylation reactions

### 4.1. Alkylation of metal-complexes

In 2019, the Hashmi group investigated the role of the *trans*-influence of ligands on the oxidative addition of ethynylbenziodoxole (EBX) reagents to gold(I) complexes (Scheme 18).<sup>87</sup> The oxidative addition was initiated by the formation of a  $\pi$ -interaction complex **I** between the alkyne and the gold catalyst. Mechanistic studies showed that the lower the  $\sigma$ -donating ability of the ligands was, the higher the rate of oxidative addition was. The increase in oxidative addition rate was attributed to an enhanced accessibility of gold(I) intermediate for the oxidizing reagent with less  $\sigma$ -donating ligands.



Scheme 18 Oxidative addition of EBX reagents to gold(I) complexes.



Scheme 19 Copper-catalyzed ynamide synthesis with EBX reagents.

### 4.2. N-Csp bond formation

In 2021, Itoh, Tada and coworkers reported a copper-catalyzed *N*-alkynylation of sulfonamides with EBX reagents at room temperature (Scheme 19).<sup>88</sup> Interestingly, the transformation was amenable to the alkylation of the *N*-terminus of amino acids and dipeptides. Moreover, mechanistic studies suggested that an electron-rich ligand, such as **17** or **18**, and a protic solvent were required to reach high efficiency and promote the formation of oxidative addition intermediate **I**, allowing alkynes with bulky substituents to be used and preventing homodimerization.

While amides have been largely studied in alkylation reactions, examples with hydrazides are scarce. The most popular method relied on the addition of acetylides on symmetrical diazodicarboxylates under strongly basic conditions.<sup>89</sup> In 2022, our group reported a milder procedure for the direct alkylation of hydrazides using copper-catalysis (Scheme 20).<sup>90</sup> This method allowed to access functionalized azapeptide derivatives in moderate to excellent yields, tolerating a broad range of functional groups.

### 4.3. Aryl-Csp bond formation

Over the last two decades, the combination of hypervalent iodine reagents with gold,<sup>91</sup> and other transition-metals has allowed the functionalization of a broad range of substrates.<sup>21</sup> For example, the Hashmi group reported a bimetallic gold-silver catalytic system for the synthesis of 3-alkynyl benzofurans from phenols and EBX reagents (Scheme 21).<sup>92</sup> Mechanistic





Scheme 20 Copper-catalyzed alkylation of azadipeptide derivatives.



Scheme 21 Synthesis of 3-alkynyl benzofurans with a bimetallic Au-Ag catalyst.

studies, suggested that a bimetallic Au-Ag catalyst promoted a tandem *ortho* C(sp<sup>2</sup>)-H alkylation/oxyalkynylation reaction by leveraging the exceptional redox property and carbophilic  $\pi$ -acidity of gold. Based on a similar approach, Hashmi and coworkers also developed tandem C(sp<sup>3</sup>)-H alkylation/oxyalkynylation reactions to access tetra-substituted furans from acceptor-substituted carbonyl compounds and indolizines from *ortho*-substituted pyridine derivatives.<sup>93,94</sup>

In order to ensure high regioselectivity in C-H bond functionalizations the use of directing groups (DG) has become very popular, including in alkylation transformations.<sup>95</sup> Rohokale and coworkers developed an iridium-catalyzed *ortho* alkylation of (hetero)aryls using TIPS-EBX (**4a**) and arylquinazolin-4-ones as directing groups (Scheme 22).<sup>96</sup> Interestingly, switching the solvent for DCE and increasing the temperature to 70 °C allowed to access dialkynylated compounds in moderate to excellent yields.

Alternatively, Xia, Zhang and coworkers developed a formal regiodivergent alkylation of 1-arylpyrazolones (Scheme 23).<sup>97</sup> With NH-free pyrazolone (A), a rhodium catalyst promoted a



Scheme 22 Arylquinazolin-4-ones directed alkylation of (hetero)aryls.

directed *ortho* C-H alkylation *via* the proposed rhodacycle intermediate **I**. On the other hand, pyrazolones with alkylated nitrogen underwent C4-alkynylation under gold-catalysis *via* the proposed intermediate **II** (B). The authors suggested that the regioselectivity was determined by the nature of the substrate (alkylated pyrazolone or not) and the choice of metal catalyst.

A similar reactivity had been previously observed for the C-H alkylation of *N*-methylisoquinolones.<sup>98</sup> Computations showed that the difference of mechanism could also be explained by the dual reactivity of TIPS-EBX (**4a**) (Scheme 24).<sup>99</sup> With the rhodium catalyst it behaved as a Brønsted base, *via I*, favoring a base-assisted concerted metalation-deprotonation (CMD) mechanism for the C8-H bond activation. In contrast, under gold-catalysis the iodine(III) center acted as a Lewis acid, *via II*, to activate the alkyne. The computations suggested that in this case steric hindrance, rather than electronic effects, directed the regiochemistry of the reaction.

Hypervalent iodine reagents have been also widely used for the functionalization of heterocycles.<sup>100</sup> Since our initial report on the alkylation of indoles and pyrroles with EBX reagents using gold-catalysis,<sup>101</sup> several researchers investigated this transformation. For instance, the Liu group reported in 2018 a Ru(II)-catalyzed C2-alkynylation of indoles using pyrimidine as a directing group.<sup>102</sup> Using ball milling, Bolm and coworkers developed solventless alkylation of indoles with either Rh(III)-(C2-selective) or Au(I)-catalysis (C2 or C3 selective).<sup>103</sup> The mechanochemical conditions allowed to reduce the reaction time and the catalyst loading without requiring additional heating, still maintaining excellent functional group tolerance. Dai, Bai, Ma and coworkers developed a



Scheme 23 Regiodivergent alkylation of 1-arylpyrazolones.



Scheme 24 Dual reactivity of TIPS-EBX (**4a**) with Rh and Au catalysts.

directed C2-alkynylation of indoles and used the triple bond as a handle for further functionalization.<sup>104</sup> Using AuCl for the C2 or C3-alkynylation of pyrroles, Furuta, Ishida and coworkers could access functionalized BODIPY dyes with distinctive spectroscopic properties.<sup>105</sup>

#### 4.4. Alkene–Csp bond formation

Building upon their previous works on synergistic gold-amine catalysis for the  $\alpha$ -functionalization of carbonyls,<sup>106</sup> the Huang group developed a procedure to access isolable diyneamines using gold catalysis (Scheme 25).<sup>107</sup> The high conjugation of the  $\pi$ -system might explain why the corresponding ynones were not isolated. The alkylation of enamines was also studied by the Hashmi group to access tetra-substituted 1,3-enynes from acceptor-substituted enamines.<sup>108</sup>

In 2019, Hashmi and coworkers disclosed a dual gold/silver-catalyzed direct alkylation of cyclopropenes with ethynyl-benziodoxole reagents (Scheme 26).<sup>109</sup>

Extensive mechanistic studies suggested that gold was involved in oxidative addition on EBx reagents leading to intermediate **I**. Ligand exchange with silver salt **IV** would lead to intermediates **II** and **V**. The later would be responsible for the C–H activation step affording intermediate **VI**. Transmetalation with intermediate **II** would generate **III** and reform the active silver catalyst **IV**. Reductive elimination from **III** would then provide the targeted alkylation of cyclopropene and close the gold-catalytic cycle.

The same group reported a stereoselective gold-catalyzed oxyalkynylation of *N*-propargylcarboxamides with EBx reagents leading to alkyloxazolines (Scheme 27).<sup>110</sup> The developed one-step procedure allowed to tolerate functional groups that



Scheme 25 Gold-catalyzed diyneamines synthesis.



Scheme 26 Dual Au/Ag-catalyzed alkylation of cyclopropenes.



Scheme 27 Au-catalyzed stereoselective synthesis of alkyloxazolines.

would be prohibited for a Sonogashira coupling, which was traditionally used to access these scaffolds. Moreover, computations suggested that the observed stereoselectivity could be explained by kinetic control.

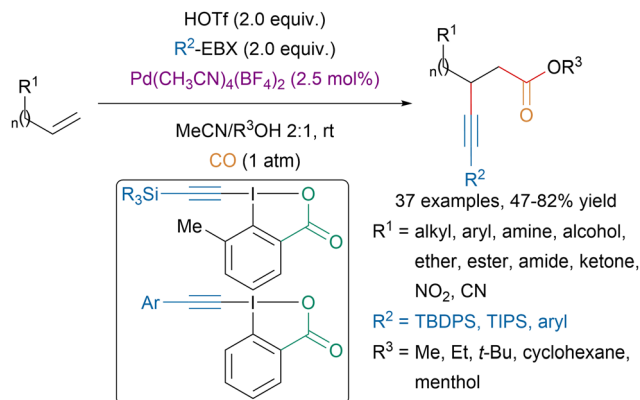
Alternatively, from propargyl alcohols, Patil, Senthilkumar and coworkers successfully developed a gold-catalyzed alkylation of enones via a Meyer-Schuster rearrangement affording enynes in moderate to excellent yields.<sup>111</sup> The carbophilic  $\pi$ -acidity of gold was key for the success of the reaction as previous studies with palladium failed to promote an alkylation of Meyer-Schuster transformation.<sup>112</sup>

#### 4.5. C(sp<sup>3</sup>)-Csp bond formation

From simple unactivated alkenes, Liu and coworkers could access  $\beta$ -alkynylcarboxylic esters *via* a palladium catalyzed intermolecular alkylation of carbonyls (Scheme 28).<sup>113</sup> The mild reaction conditions allowed a broad functional group tolerance and moderate to excellent regioselectivity were observed.

Moreover, mechanistic studies suggested that the reaction involved *cis*-addition of the alkyne and the carbonyl moiety. Interestingly, for the transfer of silyl-substituted alkynes, reagents bearing a methyl group *ortho* to the iodine on the





Scheme 28 Pd-catalyzed alkynylcarbonylation of unactivated alkenes.



Scheme 30 One-pot sequential oxyalkynylation/Himbert reaction.

aromatic core led to better yield. This enhancement of reactivity, also called hypervalent twist, had previously been observed and first reported in oxidation reactions and in the gold catalyzed alkynylation of indoles.<sup>114-116</sup>

Recently, the Chen group reported a palladium-catalyzed three-component cross-coupling of 1,4-dienes with indoles and EBX reagents (Scheme 29).<sup>117</sup> Interestingly, they showed that this class of reagents outperformed EBX reagents, which produced mixture of 1,2- and 1,4-functionalization products.

In the last decade, the functionalization of diazo compounds with hypervalent iodine reagents has allowed to access numerous highly functionalized products.<sup>118</sup> Our group took advantage of the ambiphilic reactivity of metal carbenes obtained from diazo compounds to develop atom-economical oxyalkynylation reactions.<sup>119,120</sup> While studying product modifications, we discovered an unusual low-temperature [4 + 2]-cycloaddition of allenes and arenes, also known as Himbert reaction.<sup>121</sup> Building upon this observation, our group reported a one-pot oxyalkynylation/Himbert reaction leading to bicyclo[2.2.2]octadiene products that could be used as diene ligands for rhodium catalysis (Scheme 30).<sup>122</sup> The reaction is believed to involve first an oxyalkynylation of the diazo compounds. Then in the presence of fluoride or a base, an allene would be formed, which undergoes a Himbert cycloaddition. Computations suggested that the low activation energy for the cycloaddition arose from favorable dispersive interactions in the transition state **I**.



Scheme 29 1,2-Functionalization of conjugated dienes with indoles and EBX.

Scheme 31 Cu-catalyzed *gem*-oxy- and aminoalkynylation of diazo compounds.

In order to increase structural diversity, our group later developed three-component reactions of diazo compounds, EBX reagents and alcohols or anilines (Scheme 31).<sup>123,124</sup> The use of the benziodoxole core was critical for the success of the transformation as the corresponding fluorinated benzyl alcohol did not compete with external nucleophiles for the insertion in the metal carbene leading to ylide intermediate **I**. For the reaction with alcohols, a high structural diversity was achieved (A). On the other hand, the 3CR with amines has been limited so far to anilines and fluorinated diazo compounds (B).

## 5. Radical-based alkynylation reactions

Since the seminal work from Li, Cheng and coworkers,<sup>125</sup> EBX reagents have emerged as powerful radical traps for





Scheme 32 Ynone synthesis via radical alkylation.

alkynylation reactions. In the following chapter, progress in radical alkylation transformations using hypervalent iodine reagents reported after our last review in the field will be presented.<sup>36</sup>

### 5.1. Non-photoredox-induced radical alkynylations

In 2019, Zhu and coworkers reported a visible light-induced alkylation of acyl radicals leading to valuable alkyl and aryl ynones in moderate to good yields (Scheme 32A).<sup>126</sup> The authors proposed that visible light irradiation of C2-acyl substituted benzothiazolines would promote a C–C bond homolytic cleavage leading to an acyl radical that would be trapped by EBX reagents. Similar products were obtained by the Maruoka group by heating aldehydes in presence of aryl ethynylbenziodoxole reagents, albeit in lower yields.<sup>127</sup> Alternatively, the Wang group developed an electro-induced homolysis of 4-acyl-1,4-dihydropyridines generating acyl radicals that could react with EBX reagents (Scheme 32B).<sup>128</sup> The mild reaction conditions allowed to access a broad range of ynones bearing functional groups and propiolamide derivatives. The late-stage functionalization of pharmaceutical molecules was also demonstrated.

In 2019, the Tsui group disclosed a silver-catalyzed trifluoromethylalkynylation of unactivated olefins tolerating a broad range of functional groups (Scheme 33).<sup>129</sup> Mechanistic studies suggested that the reaction was proceeding through a radical mechanism with first addition of the trifluoromethyl radical and then trapping of the resulting nucleophilic radical by EBX reagents. NaOAc was required to initiate the formation of  $AgCF_3$  (**I**) which is responsible for the formation of  $CF_3$  radicals. MeO-BX (**19**) is believed to act as a source of iodanyl radical **II**, which is also generated after the radical alkyne transfer from EBX reagents. The authors proposed that radical **II** would oxidize  $AgCF_3$  to generate trifluoromethyl radicals.

Starting from malonic acid derivatives, the Chen group developed a tandem monodecarboxylative alkylation–lactonization affording 2(3*H*)-furanones in moderate to good yields



Scheme 33 Ag-catalyzed trifluoromethylalkynylation of unactivated olefins.



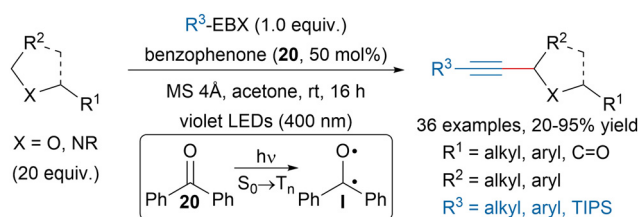
Scheme 34 Ag-catalyzed monodecarboxylative alkylation–lactonization of malonic acid derivatives.

(Scheme 34).<sup>130</sup> Key for the success of the transformation was the dual role of the silver catalyst, first promoting the decarboxylative alkylation in presence of an oxidant and a base, then acting as a Lewis acid to activate the triple bond to catalyze the lactonization step *via* intermediate **I**.

Alternatively, using an ammonium persulfate oxidant, Xu, Huang and coworkers could access arylthiodifluoromethylated alkynes *via* the decarboxylative alkylation of arylthiodifluoroacetic acids.<sup>131</sup>

### 5.2. Photoredox-catalyzed C–H functionalization

In 2020, Nemoto, Nakajima and Matsumoto reported a benzophenone (**20**) promoted C(sp<sup>3</sup>)–H alkylation of ethers and amides (Scheme 35).<sup>132</sup> The use of violet LEDs (400 nm) allowed to selectively excite the photosensitizer and promote  $S_0 \rightarrow T_n$  transitions. The formed excited state **I** could then engage in CH abstraction on the substrate, which could then react with EBX reagents and the resulting iodanyl radical would then close the catalytic cycle.

Scheme 35 Benzophenone promoted C(sp<sup>3</sup>)–H alkylation of ethers and amides.

Scheme 36 Photoredox-catalyzed remote C(sp<sup>3</sup>)-H alkylation.

In collaboration with our group, Kokotos and coworkers developed a similar transformation but using phenylglyoxylic acid and white CFL lamps.<sup>133</sup> Interestingly, under the reaction conditions thioethers underwent deconstructive alkylation affording thioalkynes.

In 2022, the Chen group reported a photoredox-catalyzed remote C(sp<sup>3</sup>)-H alkylation *via* the fragmentation of imino-phenylacetic acids (Scheme 36).<sup>134</sup> Based on literature precedence and mechanistic investigations, the authors suggested that first the substrate would engage in ligand exchange with **21** to afford intermediate **I**, which would be oxidized by a Ru(III) species leading to **II**. Ru(III) would be obtained after oxidative quenching of the excited-state Ru(II)\* by a hypervalent iodine intermediate. Fragmentation of **II** would lead to alkoxy radical **III**, which upon 1,5-HAT would generate intermediate **IV** that could react with EBX reagents and generate the targeted compounds.

Furthermore, Hammond and coworkers showed that aryl-EBX reagents were efficient traps for alkyl radicals generated from 1,4-dihydropyridines under iridium photocatalysis.<sup>135</sup>

### 5.3. Photoredox-catalyzed $\pi$ -system functionalization

In 2022, the Han group described sequential catalytic annulations for the synthesis of N-heterocycles *via* radical [1,4]-oxygen atom transfer from alkyne tethered ketoximes (Scheme 37).<sup>136</sup> Mechanistic studies suggested that the first annulation would be catalyzed by copper and involve the generation of an oxygen-centered radical on the ketoxime. Radical addition on the alkyne followed by trapping of the resulting vinyl radical by EBX reagents would provide isolable intermediate **I** and an iodanyl radical that would close the catalytic cycle by oxidizing copper(I) back to copper(II). Then triplet-state excitation of

Scheme 37 Synthesis of N-heterocycles *via* sequential Cu-catalyzed annulative alkylation followed by Ir-catalyzed radical [1,4]-oxygen atom transfer.

intermediate **I** by an iridium photocatalyst would generate diradical **II**, which would rearrange to afford the product *via* a [1,4]-oxygen atom transfer. Under Lewis acid catalysis a third annulation process was observed between the carbonyl group and the introduced alkyne.

### 5.4. Photoredox-catalyzed alkylation *via* C-C bond cleavage

In 2015, Xiao and our groups concurrently demonstrated that EBX reagents were valuable partners to develop decarboxylative alkylation transformations.<sup>137,138</sup> Zhang, Wang and coworkers showed that the transformation could also be catalyzed using recyclable graphitic carbon nitride polymers.<sup>139</sup> Later our group could extend the concept to the photoredox catalyzed decarboxylative alkylation of the C-terminus of peptides.<sup>140</sup> Alternatively, in 2021, Zhang and coworkers reported a photoredox-catalyzed decarboxylative alkylation of glycosides at the anomeric position (Scheme 38).<sup>141</sup> A variety of alkynyl C-glycosides could be obtained in moderate to excellent yields with high diastereoselectivity.

Chen and coworkers developed a photoredox-catalyzed ring opening alkylation of cycloalkylamides using an acridinium photocatalyst (**22**) and hypervalent iodine reagents (Scheme 39).<sup>142</sup> The authors proposed that the catalytic amount of AcO-(3,4-OMe)-BX reagent would facilitate the single-electron oxidation of cycloalkylamides leading to intermediate **I**. Then ring opening would generate an alkyl radical that could be



Scheme 38 Photoredox-catalyzed decarboxylative alkylation of glycosides.





Scheme 39 Photoredox-catalyzed alkyne ring-opening of cycloalkylamides.

trapped by EBX reagents and an imine that could react with nucleophiles.

### 5.5. Direct photo-excitation of Ar-EBX reagents

In 2021, our group discovered that the excited state of Ph-EBX ( $4i^*$ ), generated *via* direct light excitation using Kessil lamps, was a strong oxidant capable of oxidizing a broad range of substrate without the need for photocatalysts (Scheme 40A).<sup>143</sup> For instance, the direct excitation of  $4i$  promoted the deoxygenative alkylation of cesium-oxalate salts (B). Slightly better yields were obtained with a photocatalyst after extensive optimization and was concurrently reported by the Xie group.<sup>144</sup> The deboronative alkylation of trifluoroborate salts developed by Chen and coworkers could also be initiated by direct excitation (C).<sup>145,146</sup> In addition,  $4i^*$  was able to induce the alkylation of THF (D) or the decarboxylative alkylation of glyoxylic and aliphatic acids (E). The decarboxylative oxime fragmentation-alkynylation, previously described by our group,<sup>147</sup> could be performed without the addition of organic



Scheme 40 Direct photoexcitation of Ph-EBX with visible light and applications.



Scheme 41 Photoexcitation of Ar-EBXs for the alkylation of aryl cyclopropanes.

dyes (F). Likewise, the atom-economical oxyalkynylation of enamides developed by our group could be promoted by the direct photoexcitation of Ph-EBX ( $4i$ ) (G).<sup>148</sup> Finally, an unprecedented deaminative-alkynylation of imines was also discovered using this approach (H).

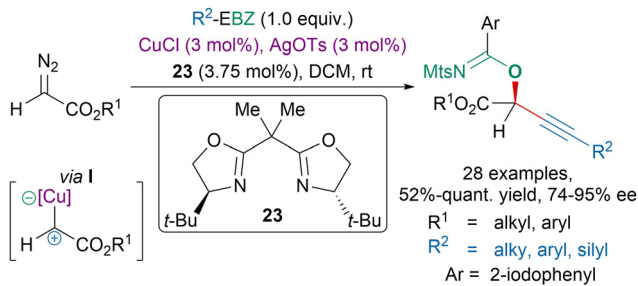
Building upon this work, our group recently developed a substrate-controlled C-H alkylation or C-C oxyalkynylation of aryl cyclopropanes *via* the direct photoexcitation of Ar-EBX reagents (Scheme 41).<sup>149</sup>

When the aryl on the cyclopropane was bearing two *ortho* substituents, an unusual CH-alkynylation was taking place presumably *via* radical cation **I** (A). From this intermediate, computations suggested that the conformational constraints induced by the aryl ring favored H-abstraction followed by alkylation over ring opening. In contrast, for aryl rings bearing only one *ortho* substituent, intermediate **I** underwent ring opening and then 1,3-oxyalkynylation (B). The same transformation had been previously reported by Studer and coworkers using an organic dye.<sup>150</sup> Furthermore, our group showed that this reaction could be extended to the 1,3-oxyalkynylation of aminocyclopropanes and the 1,2-oxyalkynylation of styrenes.

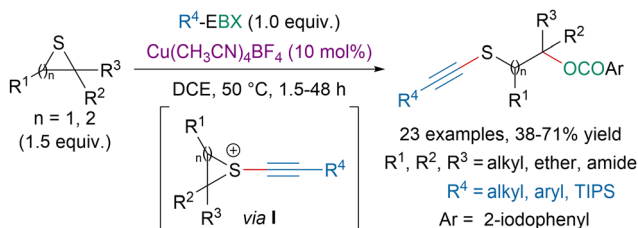
## 6. Atom-economical transformations

The pursuit of greater efficiency in organic chemistry resulted in the development of atom economical reactions for which not only the alkyne of EBX reagents would be transferred but also the carboxylate moiety.<sup>151,152</sup> For instance, our group had developed atom-economical reactions between EBX reagents and diazo compounds.<sup>119,120</sup> In 2019, we tested the EBZ reagents in this transformation.<sup>47</sup> A highly enantioselective copper-catalyzed oxyalkynylation of diazo compounds was developed with BOX ligand **23** leading to imidates in moderate to excellent yields *via* an ambiphilic copper-carbene intermediate **I** (Scheme 42).





Scheme 42 Copper-catalyzed oxyalkynylation of diazo compounds with EBZs.

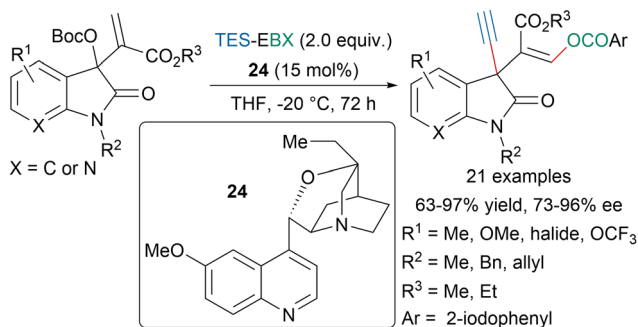


Scheme 43 Copper-catalyzed oxyalkynylation of thiiranes and thiethanes.

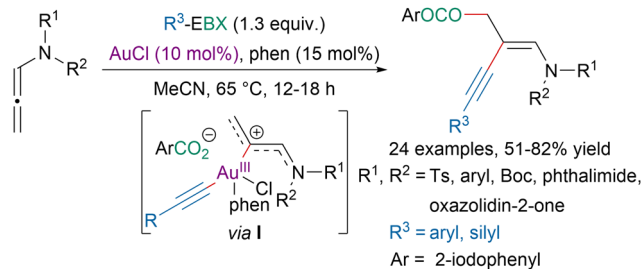
In 2020, our group disclosed a copper-catalyzed 1,3-oxyalkynylation of thiiranes and 1,4-oxyalkynylation of thiethanes with EBX reagents (Scheme 43).<sup>153</sup> Literature precedence and mechanistic studies suggested that the reaction proceeds first *via* the activation of EBX reagents by a copper catalyst followed by addition of a sulfide leading to an episulfonium intermediate **I**. Ring opening by the nucleophilic attack of an aryl carboxylate species would generate the targeted compound.

Chen, Liang and coworkers developed an enantioselective 1,3-oxyalkynylation of Morita–Baylis–Hillman isatin carbonates using a chiral tertiary amine organocatalyst **24** (Scheme 44).<sup>154</sup> The authors proposed that under the slightly basic conditions TES-EBX would be converted into H-EBX prior to the transfer of the alkyne. With the same strategy they could also develop an enantioselective 1,3-aminosulfenylation from *N*-(arylthio)succinimides.

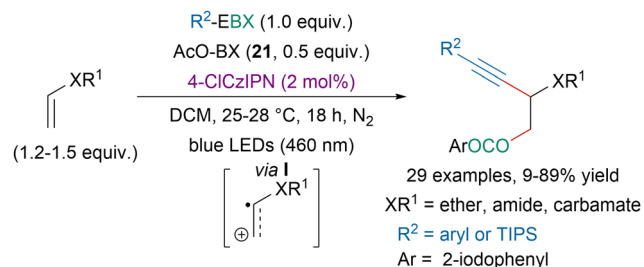
In 2018, the Patil group reported a gold-catalyzed 1,2-oxyalkynylation of *N*-allenamides leading to 1,3-enynes (Scheme 45).<sup>155</sup>



Scheme 44 Enantioselective 1,3-oxyalkynylation of MBH isatin carbonates.



Scheme 45 Gold-catalyzed 1,2-oxyalkynylation of *N*-allenamides.



Scheme 46 Photoredox-catalyzed oxyalkynylation of enols and enamides.

The authors suggested that the reaction would proceed *via* intermediate **I** obtained after oxidative addition of a gold(I) species to the EBX reagent followed by coordination of the *N*-allenamide. Reductive elimination followed by nucleophilic addition of the aryl carboxylate from the EBX reagent would provide the targeted product. More recently, the same strategy was applied by the Hashmi group for the 1,2-oxyalkynylation of propargylamines leading to highly functionalized alkenes.<sup>156</sup>

In 2020, our group reported a photoredox-catalyzed oxyalkynylation of enols and enamides (Scheme 46).<sup>148</sup> It should be noted that better yields were obtained with an organic dye than *via* direct photoexcitation of EBX reagents (*vide supra*). The reaction is believed to involve the generation of radical cation intermediate **I** and **21** is suspected to initiate the reaction *via* the formation of iodanyl radicals.

## 7. Conclusions

The significance of alkynes in organic chemistry and other applied fields has been unquestionably established in the last decades. While the introduction of alkynes as nucleophiles into molecules has been the focus of intensive research, the development of electrophilic sources of alkynes has continued to attract more and more attention. Owing to their high reactivity and environmental friendliness, hypervalent iodine reagents have emerged as excellent alkyne electrophilic synthons. The limited stability of alkynyl iodonium salts has initially hampered the broad utilization of these reagents in alkylation reactions. In contrast, since 2009, the more stable cyclic ethynylbenziodoxolone (EBX) reagents have found widespread applications. In this feature article, we presented the progress since 2018 in the development of new hypervalent iodine



reagents, in base- or transition-metal-mediated as well as radical alkynylation transformations and in atom-economical reactions involving hypervalent iodine reagents.

The application of EBX reagents for the functionalization of biomolecules is still in its infancy but could hold great promises for the future. The direct photoexcitation of aryl-EBX reagents allowed to discover and develop new radical alkynylation reactions. The simplicity of this method would make it well suitable for high-throughput experimentations to facilitate the discovery of new exciting transformations. Examples of enantioselective alkynylation reactions with hypervalent iodine reagents are still scarce in the literature and more effort to address this limitation would be needed in the future. Likewise, although EBX reagents have been widely studied in photoredox-catalyzed transformations, their use in electrochemistry is rare and would be worth more thorough investigations. Finally, one intrinsic limitation of these reagents, when used in alkynyl transfer reactions, is the stoichiometric generation of an aryl iodide side product. The development of alkynylation reactions catalytic in an organic iodine would be of high interest.

## Author contributions

E. L. D. wrote and corrected the manuscript. J. W. proofread and edited the manuscript.

## Conflicts of interest

There are no conflicts to declare.

## Acknowledgements

We thank the Swiss National Science Foundation (Grant No. 200020\_182798) and EPFL for financial support.

## Notes and references

- F. Diederich, P. J. Stang and R. R. Tykwinski, ed., *Acetylene chemistry: chemistry, biology, and material science*, Wiley-VCH; Weinheim, 2005.
- B. M. Trost and C.-J. Li, ed., *Modern alkyne chemistry: catalytic and atom-economic transformations*, Wiley-VCH; Weinheim, 2015.
- H. C. Kolb, M. G. Finn and K. B. Sharpless, *Angew. Chem., Int. Ed.*, 2001, **40**, 2004–2021.
- M. Meldal and C. W. Tornøe, *Chem. Rev.*, 2008, **108**, 2952–3015.
- J. C. Jewett and C. R. Bertozzi, *Chem. Soc. Rev.*, 2010, **39**, 1272–1279.
- Y. Sempere and E. M. Carreira, ed., *The Catalytic, Enantioselective Favorskii Reaction: In Situ Formation of Metal Alkynylides and Their Additions to Aldehydes*, in *Organic Reactions*, John Wiley & Sons, Inc., Wiley, 1st edn, 2019, pp. 207–254.
- I. Jesin and G. C. Nandi, *Eur. J. Org. Chem.*, 2019, 2704–2720.
- R. Chinchilla and C. Nájera, *Chem. Soc. Rev.*, 2011, **40**, 5084–5121.
- W. Shi and A. Lei, *Tetrahedron Lett.*, 2014, **55**, 2763–2772.
- J. P. Brand and J. Waser, *Chem. Soc. Rev.*, 2012, **41**, 4165–4179.
- W. Wu and H. Jiang, *Acc. Chem. Res.*, 2014, **47**, 2483–2504.
- D. Ge, X. Wang and X.-Q. Chu, *Org. Chem. Front.*, 2021, **8**, 5145–5164.
- V. V. Zhdankin and P. J. Stang, *Chem. Rev.*, 2002, **102**, 2523–2584.
- V. V. Zhdankin and P. J. Stang, *Chem. Rev.*, 2008, **108**, 5299–5358.
- T. Dohi and Y. Kita, *Chem. Commun.*, 2009, 2073–2085.
- V. V. Zhdankin, *Hypervalent iodine chemistry: preparation, structure, and synthetic applications of polyvalent iodine compounds*, John Wiley & Sons, Inc; Chichester, West Sussex, 2014.
- T. Wirth, *Hypervalent iodine chemistry*, Springer Berlin Heidelberg; New York, NY, 2016.
- A. Yoshimura and V. V. Zhdankin, *Chem. Rev.*, 2016, **116**, 3328–3435.
- M. Ghosh, A. Rajkiewicz and M. Kalek, *Synthesis*, 2019, 359–370.
- F. V. Singh and T. Wirth, *ARKIVOC*, 2021, **2021**, 12–47.
- N. Rani, R. Soni, M. Sihag, M. Kinger and D. K. Aneja, *Adv. Synth. Catal.*, 2022, **364**, 1798–1848.
- J. Waser, *Alkynylation with Hypervalent Iodine Reagents*, in *Hypervalent Iodine Chemistry*, ed. T. Wirth, Springer International Publishing; Cham, 2015, vol. 373, pp. 187–222.
- J. Waser, *Synlett*, 2016, 2761–2773.
- D. P. Hari, S. Nicolai and J. Waser, Alkynylations and Vinylations, in *PATAI'S Chemistry of Functional Groups*, ed. Z. Rappoport, John Wiley & Sons, Ltd; Chichester, UK, 2018, pp. 1–58.
- D. P. Hari, P. Caramenti and J. Waser, *Acc. Chem. Res.*, 2018, **51**, 3212–3225.
- J. I. Musher, *Angew. Chem., Int. Ed. Engl.*, 1969, **8**, 54–68.
- J. C. Martin, *Science*, 1983, **221**, 509–514.
- R. Gillespie, *Coord. Chem. Rev.*, 2002, **233–234**, 53–62.
- A. Stirling, *Chem. – Eur. J.*, 2018, **24**, 1709–1713.
- S. S. Karandikar, A. Bhattacharjee, B. E. Metzger, N. Javaly, E. J. Valente, T. M. McCormick and D. R. Stuart, *Chem. Sci.*, 2022, **13**, 6532–6540.
- Y. Li, D. P. Hari, M. V. Vita and J. Waser, *Angew. Chem., Int. Ed.*, 2016, **55**, 4436–4454.
- R. L. Amey and J. C. Martin, *J. Org. Chem.*, 1979, **44**, 1779–1784.
- T.-Y. Sun, X. Wang, H. Geng, Y. Xie, Y.-D. Wu, X. Zhang and H. F. Schaefer III, *Chem. Commun.*, 2016, **52**, 5371–5374.
- V. V. Zhdankin and P. J. Stang, *Tetrahedron*, 1998, **54**, 10927–10966.
- M. S. Yusubov, A. V. Maskaev and V. V. Zhdankin, *ARKIVOC*, 2011, **2011**, 370–409.
- F. Le Vaillant and J. Waser, *Chem. Sci.*, 2019, **10**, 8909–8923.
- M. Ochiai, Y. Masaki and M. Shiro, *J. Org. Chem.*, 1991, **56**, 5511–5513.
- V. V. Zhdankin, C. J. Kuehl, A. P. Krasutsky, J. T. Bolz and A. J. Simonsen, *J. Org. Chem.*, 1996, **61**, 6547–6551.
- M. J. Bouma and B. Olofsson, *Chem. – Eur. J.*, 2012, **18**, 14242–14245.
- D. P. Hari, P. Caramenti, L. Schouwey, M. Chang, S. Nicolai, D. Bachert, T. Wright, C. Orella and J. Waser, *Org. Process Res. Dev.*, 2020, **24**, 106–110.
- J. Borrel and J. Waser, *Org. Lett.*, 2022, **24**, 142–146.
- M. Yudasaka, D. Shimbo, T. Maruyama, N. Tada and A. Itoh, *Org. Lett.*, 2019, **21**, 1098–1102.
- X. Sun, X. Guo, L. Chen and T. Kang, *Chem. – Eur. J.*, 2021, **27**, 4312–4316.
- N. Declas, G. Pisella and J. Waser, *Helv. Chim. Acta*, 2020, **103**, e2000191.
- S. He, X. Guo, J. Li, Y. Zhang, L. Chen and T. Kang, *Eur. J. Org. Chem.*, 2022, e202200516.
- J. Li, C. Zhou, H. Liang, X. Guo, L. Chen and T. Kang, *Eur. J. Org. Chem.*, 2022, e202200613.
- D. P. Hari, L. Schouwey, V. Barber, R. Scopelliti, F. Fadaei-Tirani and J. Waser, *Chem. – Eur. J.*, 2019, **25**, 9522–9528.
- E. Le, Du, T. Duhail, M. D. Wodrich, R. Scopelliti, F. Fadaei-Tirani, E. Anselmi, E. Magnier and J. Waser, *Chem. – Eur. J.*, 2021, **27**, 10979–10986.
- T. J. Kuczmera, A. Boelke and B. J. Nachtsheim, *Eur. J. Org. Chem.*, 2022, e202200276.
- F. M. Beringer and S. A. Galton, *J. Org. Chem.*, 1965, **30**, 1930–1934.
- D. Fernández-González, J. P. Brand and J. Waser, *Chem. – Eur. J.*, 2010, **16**, 9457–9461.
- W. Shao, J. Huang, K. Guo, J. Gong and Z. Yang, *Org. Lett.*, 2018, **20**, 1857–1860.
- S. Xie, G. Chen, H. Yan, J. Hou, Y. He, T. Zhao and J. Xu, *J. Am. Chem. Soc.*, 2019, **141**, 3435–3439.
- R. Long and Z. Yang, *Tetrahedron*, 2019, **75**, 1746–1750.
- M. A. Baker, R. M. Demoret, M. Ohtawa and R. A. Shenvi, *Nature*, 2019, **575**, 643–646.
- R. M. Demoret, M. A. Baker, M. Ohtawa, S. Chen, C. C. Lam, S. Khom, M. Roberto, S. Forli, K. N. Houk and R. A. Shenvi, *J. Am. Chem. Soc.*, 2020, **142**, 18599–18618.



- 57 B. Hong, D. Hu, Y. Kadonaga, X. Lei, R. Tang and J. Wang, *J. Am. Chem. Soc.*, 2020, **142**, 2238–2243.
- 58 H. Chen, Z. Li, P. Shao, H. Yuan, S.-C. Chen and T. Luo, *J. Am. Chem. Soc.*, 2022, **144**, 15462–15467.
- 59 A. Roy, M. K. Das, S. Chaudhuri and A. Bisai, *J. Org. Chem.*, 2018, **83**, 403–421.
- 60 B. Meng, Q. Shi, Y. Meng, J. Chen, W. Cao and X. Wu, *Org. Biomol. Chem.*, 2021, **19**, 5087–5092.
- 61 B. V. M. Teodoro and L. F. Silva, *J. Org. Chem.*, 2018, **83**, 13604–13611.
- 62 A. A. Rajkiewicz, N. Wojciechowska and M. Kalek, *ACS Catal.*, 2020, **10**, 831–841.
- 63 M. Ochiai, M. Kunishima, Y. Nagao, K. Fujii, M. Shiro and E. Fujita, *J. Am. Chem. Soc.*, 1986, **108**, 8281–8283.
- 64 J. Schörghener and M. Waser, *Org. Biomol. Chem.*, 2018, **16**, 7561–7563.
- 65 X. Li, X. Xie, N. Sun and Y. Liu, *Angew. Chem., Int. Ed.*, 2017, **56**, 6994–6998.
- 66 S. Banerjee and N. T. Patil, *Chem. Commun.*, 2017, **53**, 7937–7940.
- 67 Y. Liu, Y. Yang, R. Zhu, C. Liu and D. Zhang, *Catal. Sci. Technol.*, 2019, **9**, 4091–4099.
- 68 G. Evano, A. Coste and K. Jouvin, *Angew. Chem., Int. Ed.*, 2010, **49**, 2840–2859.
- 69 K. A. DeKorver, H. Li, A. G. Lohse, R. Hayashi, Z. Lu, Y. Zhang and R. P. Hsung, *Chem. Rev.*, 2010, **110**, 5064–5106.
- 70 A. M. Cook and C. Wolf, *Tetrahedron Lett.*, 2015, **56**, 2377–2392.
- 71 D. Xiang, H. Li, L. Zhang, Y. Zhang, Q. Zhang and D. Li, *Asian J. Org. Chem.*, 2019, **8**, 537–541.
- 72 M. Li, J.-H. Wang, W. Li and L.-R. Wen, *Org. Lett.*, 2018, **20**, 7694–7698.
- 73 M. Li, W. Li, C.-D. Lin, J.-H. Wang and L.-R. Wen, *J. Org. Chem.*, 2019, **84**, 6904–6915.
- 74 M. Li, J.-H. Wang, W. Li, C.-D. Lin, L.-B. Zhang and L.-R. Wen, *J. Org. Chem.*, 2019, **84**, 8523–8530.
- 75 S. G. E. Amos, S. Nicolai, A. Gagnebin, F. Le Vaillant and J. Waser, *J. Org. Chem.*, 2019, **84**, 3687–3701.
- 76 E. M. D. Allouche, E. Grinhagena and J. Waser, *Angew. Chem., Int. Ed.*, 2022, **61**, e202112287.
- 77 R. Frei and J. Waser, *J. Am. Chem. Soc.*, 2013, **135**, 9620–9623.
- 78 R. Frei, M. D. Wodrich, D. P. Hari, P.-A. Borin, C. Chauvier and J. Waser, *J. Am. Chem. Soc.*, 2014, **136**, 16563–16573.
- 79 D. Abegg, R. Frei, L. Cerato, D. P. Hari, C. Wang, J. Waser and A. Adibekian, *Angew. Chem., Int. Ed.*, 2015, **54**, 10852–10857.
- 80 R. Tessier, J. Ceballos, N. Guidotti, R. Simonet-Davin, B. Fierz and J. Waser, *Chemistry*, 2019, **5**, 2243–2263.
- 81 R. Tessier, R. K. Nandi, B. G. Dwyer, D. Abegg, C. Sornay, J. Ceballos, S. Erb, S. Cianférani, A. Wagner, G. Chaubet, A. Adibekian and J. Waser, *Angew. Chem., Int. Ed.*, 2020, **59**, 10961–10970.
- 82 A. K. Mishra, R. Tessier, D. P. Hari and J. Waser, *Angew. Chem., Int. Ed.*, 2021, **60**, 17963–17968.
- 83 J. Ceballos, E. Grinhagena, G. Sangouard, C. Heinis and J. Waser, *Angew. Chem., Int. Ed.*, 2021, **60**, 9022–9031.
- 84 R. Tomita, N. Al-Maharik, A. Rodil, M. Bühl and D. O'Hagan, *Org. Biomol. Chem.*, 2018, **16**, 1113–1117.
- 85 D. Bello, M. G. Rubanu, N. Bandaranayaka, J. P. Götze, M. Bühl and D. O'Hagan, *ChemBioChem*, 2019, **20**, 1174–1182.
- 86 B. Lim, Y. Cheng, T. Kato, A. Pham, E. Le Du, A. K. Mishra, E. Grinhagena, D. Moreau, N. Sakai, J. Waser and S. Matile, *Helv. Chim. Acta*, 2021, **104**, e2100085.
- 87 Y. Yang, L. Eberle, F. F. Mulks, J. F. Wunsch, M. Zimmer, F. Rominger, M. Rudolph and A. S. K. Hashmi, *J. Am. Chem. Soc.*, 2019, **141**, 17414–17420.
- 88 R. Takai, D. Shimbo, N. Tada and A. Itoh, *J. Org. Chem.*, 2021, **86**, 4699–4713.
- 89 R. E. Beveridge and R. A. Batey, *Org. Lett.*, 2012, **14**, 540–543.
- 90 E. Le Du, J. Borrel and J. Waser, *Org. Lett.*, 2022, **24**, 6614–6618.
- 91 S. Banerjee, V. W. Bhojare and N. T. Patil, *Chem. Commun.*, 2020, **56**, 2677–2690.
- 92 L. Hu, M. C. Dietl, C. Han, M. Rudolph, F. Rominger and A. S. K. Hashmi, *Angew. Chem., Int. Ed.*, 2021, **60**, 10637–10642.
- 93 C. Han, X. Tian, L. Song, Y. Liu and A. S. K. Hashmi, *Org. Chem. Front.*, 2021, **8**, 6546–6552.
- 94 C. Han, Y. Liu, X. Tian, F. Rominger and A. S. K. Hashmi, *Org. Lett.*, 2021, **23**, 9480–9484.
- 95 L. D. Caspers and B. J. Nachtsheim, *Chem. – Asian J.*, 2018, **13**, 1231–1247.
- 96 R. S. Rohokale, R. G. Kalshetti and C. V. Ramana, *J. Org. Chem.*, 2019, **84**, 2951–2961.
- 97 X. Wang, X. Li, Y. Zhang and L. Xia, *Org. Biomol. Chem.*, 2018, **16**, 2860–2864.
- 98 A. C. Shaikh, D. R. Shinde and N. T. Patil, *Org. Lett.*, 2016, **18**, 1056–1059.
- 99 F. Zhao, B. Xu, D. Ren, L. Han, Z. Yu and T. Liu, *Organometallics*, 2018, **37**, 1026–1033.
- 100 R. Budhwan, S. Yadav and S. Murarka, *Org. Biomol. Chem.*, 2019, **17**, 6326–6341.
- 101 J. Brand, J. Charpentier and J. Waser, *Angew. Chem., Int. Ed.*, 2009, **48**, 9346–9349.
- 102 Y. Liu, F. Chang, Q. Jiang, Z. Ma and C. Liu, *Synlett*, 2018, 658–662.
- 103 G. N. Hermann, M. T. Unruh, S. Jung, M. Krings and C. Bolm, *Angew. Chem., Int. Ed.*, 2018, **57**, 10723–10727.
- 104 J. Zhang, M. Wang, H. Wang, H. Xu, J. Chen, Z. Guo, B. Ma, S.-R. Ban and H.-X. Dai, *Chem. Commun.*, 2021, **57**, 8656–8659.
- 105 T. Shimada, S. Mori, M. Ishida and H. Furuta, *Beilstein J. Org. Chem.*, 2020, **16**, 587–595.
- 106 Z. Wang, X. Li and Y. Huang, *Angew. Chem., Int. Ed.*, 2013, **52**, 14219–14223.
- 107 S. Peng, Z. Wang, L. Zhang, X. Zhang and Y. Huang, *Nat. Commun.*, 2018, **9**, 375.
- 108 C. Han, X. Tian, H. Zhang, F. Rominger and A. S. K. Hashmi, *Org. Lett.*, 2021, **23**, 4764–4768.
- 109 Y. Yang, P. Antoni, M. Zimmer, K. Sekine, F. F. Mulks, L. Hu, L. Zhang, M. Rudolph, F. Rominger and A. S. K. Hashmi, *Angew. Chem., Int. Ed.*, 2019, **58**, 5129–5133.
- 110 X. Zhao, B. Tian, Y. Yang, X. Si, F. F. Mulks, M. Rudolph, F. Rominger and A. S. K. Hashmi, *Adv. Synth. Catal.*, 2019, **361**, 3155–3162.
- 111 S. Banerjee, S. B. Ambegave, R. D. Mule, B. Senthilkumar and N. T. Patil, *Org. Lett.*, 2020, **22**, 4792–4796.
- 112 M. H. Babu, V. Dwivedi, R. Kant and M. S. Reddy, *Angew. Chem., Int. Ed.*, 2015, **54**, 3783–3786.
- 113 X. Li, P. Chen and G. Liu, *Chem. Commun.*, 2022, **58**, 2544–2547.
- 114 J. T. Su and W. A. Goddard, *J. Am. Chem. Soc.*, 2005, **127**, 14146–14147.
- 115 A.-A. Guilbault and C. Y. Legault, *ACS Catal.*, 2012, **2**, 219–222.
- 116 J. P. Brand, C. Chevalley, R. Scopelliti and J. Waser, *Chem. – Eur. J.*, 2012, **18**, 5655–5666.
- 117 J. Huang, L.-L. Chen and Z.-M. Chen, *Org. Lett.*, 2022, **24**, 5777–5781.
- 118 R. Zhao and L. Shi, *Angew. Chem., Int. Ed.*, 2020, **59**, 12282–12292.
- 119 D. P. Hari and J. Waser, *J. Am. Chem. Soc.*, 2016, **138**, 2190–2193.
- 120 D. P. Hari and J. Waser, *J. Am. Chem. Soc.*, 2017, **139**, 8420–8423.
- 121 G. Himbert and L. Henn, *Angew. Chem., Int. Ed. Engl.*, 1982, **21**, 620.
- 122 D. P. Hari, G. Pisella, M. D. Wodrich, A. V. Tsymbal, F. Fadei-Tirani, R. Scopelliti and J. Waser, *Angew. Chem., Int. Ed.*, 2021, **60**, 5475–5481.
- 123 G. Pisella, A. Gagnebin and J. Waser, *Chem. – Eur. J.*, 2020, **26**, 10199–10204.
- 124 N. P. Ramirez, G. Pisella and J. Waser, *J. Org. Chem.*, 2021, **86**, 10928–10938.
- 125 X. Liu, Z. Wang, X. Cheng and C. Li, *J. Am. Chem. Soc.*, 2012, **134**, 14330–14333.
- 126 L. Li, S. Guo, Q. Wang and J. Zhu, *Org. Lett.*, 2019, **21**, 5462–5466.
- 127 S. Tsuzuki, R. Sakamoto and K. Maruoka, *Chem. Lett.*, 2020, **49**, 633–636.
- 128 X. Luo and P. Wang, *Org. Lett.*, 2021, **23**, 4960–4965.
- 129 X. Yang and G. C. Tsui, *Org. Lett.*, 2019, **21**, 8625–8629.
- 130 H.-L. Cheng, X.-H. Xie, J.-Z. Chen, Z. Wang and J.-P. Chen, *Chem. Sci.*, 2021, **12**, 11786–11792.
- 131 Y.-L. Liu, X.-L. Zhu, Y. Huang, F.-L. Qing and X.-H. Xu, *J. Fluorine Chem.*, 2021, **242**, 109715.
- 132 K. Matsumoto, M. Nakajima and T. Nemoto, *J. Org. Chem.*, 2020, **85**, 11802–11811.
- 133 E. Voutyritsa, M. Garreau, M. G. Kokotou, I. Triandafillidi, J. Waser and C. G. Kokotos, *Chem. – Eur. J.*, 2020, **26**, 14453–14460.
- 134 Z. Liu, Y. Pan, P. Zou, H. Huang, Y. Chen and Y. Chen, *Org. Lett.*, 2022, **24**, 5951–5956.
- 135 S. Liang, R. A. Angnes, C. S. Potnis and G. B. Hammond, *Tetrahedron Lett.*, 2019, **60**, 151230.



- 136 W.-J. Han, J.-W. Zhang, C.-X. Yan, J.-W. Wang, P.-P. Zhou and B. Han, *Org. Lett.*, 2022, **24**, 542–547.
- 137 Q.-Q. Zhou, W. Guo, W. Ding, X. Wu, X. Chen, L.-Q. Lu and W.-J. Xiao, *Angew. Chem., Int. Ed.*, 2015, **54**, 11196–11199.
- 138 F. Le Vaillant, T. Courant and J. Waser, *Angew. Chem., Int. Ed.*, 2015, **54**, 11200–11204.
- 139 J. Guo, Y. Wang, Y. Li, K. Lu, S. Liu, W. Wang and Y. Zhang, *Adv. Synth. Catal.*, 2020, **362**, 3898–3904.
- 140 M. Garreau, F. Le Vaillant and J. Waser, *Angew. Chem., Int. Ed.*, 2019, **58**, 8182–8186.
- 141 K. Lu, Y. Ma, S. Liu, S. Guo and Y. Zhang, *Chin. J. Chem.*, 2022, **40**, 681–686.
- 142 Z. Liu, S. Wu and Y. Chen, *ACS Catal.*, 2021, **11**, 10565–10573.
- 143 S. G. E. Amos, D. Cavalli, F. Le Vaillant and J. Waser, *Angew. Chem., Int. Ed.*, 2021, **60**, 23827–23834.
- 144 M. Li, T. Liu, J. Li, H. He, H. Dai and J. Xie, *J. Org. Chem.*, 2021, **86**, 12386–12393.
- 145 H. Huang, G. Zhang, L. Gong, S. Zhang and Y. Chen, *J. Am. Chem. Soc.*, 2014, **136**, 2280–2283.
- 146 Y. Pan, K. Jia, Y. Chen and Y. Chen, *Beilstein J. Org. Chem.*, 2018, **14**, 1215–1221.
- 147 F. Le Vaillant, M. Garreau, S. Nicolai, G. Gryn'ova, C. Corminboeuf and J. Waser, *Chem. Sci.*, 2018, **9**, 5883–5889.
- 148 S. G. E. Amos, S. Nicolai and J. Waser, *Chem. Sci.*, 2020, **11**, 11274–11279.
- 149 T. V. T. Nguyen, M. D. Wodrich and J. Waser, *Chem. Sci.*, 2022, **13**, 12831–12839.
- 150 Z. Zuo and A. Studer, *Org. Lett.*, 2022, **24**, 949–954.
- 151 A. Boelke, P. Finkbeiner and B. J. Nachtsheim, *Beilstein J. Org. Chem.*, 2018, **14**, 1263–1280.
- 152 G. Grelier, B. Darses and P. Dauban, *Beilstein J. Org. Chem.*, 2018, **14**, 1508–1528.
- 153 J. Borrel, G. Pisella and J. Waser, *Org. Lett.*, 2020, **22**, 422–427.
- 154 Z.-C. Chen, P. Chen, Z. Chen, Q. Ouyang, H.-P. Liang, W. Du and Y.-C. Chen, *Org. Lett.*, 2018, **20**, 6279–6283.
- 155 S. Banerjee, B. Senthilkumar and N. T. Patil, *Org. Lett.*, 2019, **21**, 180–184.
- 156 Y. Liu, M. C. Dietl, C. Han, M. Rudolph, F. Rominger, P. Krämer and A. S. K. Hashmi, *Org. Lett.*, 2022, **24**, 7101–7106.

