

Cite this: *Chem. Sci.*, 2022, 13, 11772

All publication charges for this article have been paid for by the Royal Society of Chemistry

## A cooperative adsorbent for the switch-like capture of carbon dioxide from crude natural gas†

Rebecca L. Siegelman,<sup>ab</sup> Joshua A. Thompson,<sup>†c</sup> Jarad A. Mason,<sup>§a</sup> Thomas M. McDonald<sup>a</sup> and Jeffrey R. Long<sup>†\*abd</sup>

Natural gas constitutes a growing share of global primary energy due to its abundant supply and lower CO<sub>2</sub> emission intensity compared to coal. For many natural gas reserves, CO<sub>2</sub> contamination must be removed at the wellhead to meet pipeline specifications. Here, we demonstrate the potential of the diamine-appended metal-organic framework ee-2-Mg<sub>2</sub>(dobpdc) (ee-2 = *N,N*-diethylethylenediamine; dobpdc<sup>4-</sup> = 4,4'-dioxidobiphenyl-3,3'-dicarboxylate) as a next-generation CO<sub>2</sub> capture material for high-pressure natural gas purification. Owing to a cooperative adsorption mechanism involving formation of ammonium carbamate chains, ee-2-Mg<sub>2</sub>(dobpdc) can be readily regenerated with a minimal change in temperature or pressure and maintains its CO<sub>2</sub> capacity in the presence of water. Moreover, breakthrough experiments reveal that water enhances the CO<sub>2</sub> capture performance of ee-2-Mg<sub>2</sub>(dobpdc) by eliminating “slip” of CO<sub>2</sub> before full breakthrough. Spectroscopic characterization and multicomponent adsorption isobars suggest that the enhanced performance under humid conditions arises from preferential stabilization of the CO<sub>2</sub>-inserted phase in the presence of water. The favorable performance of ee-2-Mg<sub>2</sub>(dobpdc) is further demonstrated through comparison with a benchmark material for this separation, zeolite 13X, as well as extended pressure cycling. Overall, these results support continued development of ee-2-Mg<sub>2</sub>(dobpdc) as a promising adsorbent for natural gas purification.

Received 25th June 2022  
Accepted 9th September 2022

DOI: 10.1039/d2sc03570g

rsc.li/chemical-science

## Introduction

Natural gas currently supplies over 23% of global primary energy,<sup>1-4</sup> and growing reliance on natural gas drove a 25% increase in worldwide gas production between 2010 and 2020.<sup>3</sup> Both economic and environmental incentives have stimulated this growth: gas reserves are abundant and largely untapped, and natural gas burns with a lower carbon intensity compared to coal, while also emitting less NO<sub>x</sub>, mercury, and particulate matter.<sup>3,5</sup>

Despite the abundance of crude gas reserves, approximately 25% of U.S. reserves<sup>5,6</sup> and up to 50% of worldwide reserves<sup>7</sup> are estimated to be sub-quality due to CO<sub>2</sub> contamination in excess

of 2%. This CO<sub>2</sub> must be removed from the crude gas prior to transport in a pipeline to avoid dilution of the heating value of the gas and to prevent corrosion in the presence of moisture. Aqueous amine solutions, which utilize acid-base chemistry to absorb and separate CO<sub>2</sub> by forming ammonium carbamate or bicarbonate, remain the industry standard for natural gas purification.<sup>8</sup> Despite the maturity of aqueous amine technology, these solutions suffer from a number of disadvantages, including high regeneration energies, low CO<sub>2</sub> capacities, and issues with corrosivity, oxidation, and volatilization.<sup>8</sup> The limitations of amine solutions and the burgeoning market for natural gas purification have led to exploration of a number of alternative technologies in various stages of development. Physical absorption,<sup>9</sup> low-temperature (<0 °C) separations,<sup>10</sup> membrane-based processes,<sup>11</sup> separations using clathrate hydrates,<sup>12</sup> and adsorptive separations have all received growing interest in recent years.

Pressure-swing adsorption (PSA)<sup>13</sup> processes have generated particular interest as modular systems with the potential to reduce the energy intensity and environmental hazards of natural gas purification relative to amine solutions.<sup>14,15</sup> In PSA, a porous solid selectively binds CO<sub>2</sub> from a crude natural gas feed at elevated pressure, generating a methane-enriched product stream. Following saturation of the adsorbent bed with CO<sub>2</sub>, desorption is achieved by depressurization and purge

<sup>a</sup>Department of Chemistry, University of California, Berkeley, CA 94720, USA. E-mail: jrlong@berkeley.edu

<sup>b</sup>Materials Sciences Division, Lawrence Berkeley National Laboratory, Berkeley, CA 94720, USA

<sup>c</sup>Chevron Energy Technology Company, Richmond, CA 94801, USA

<sup>d</sup>Department of Chemical and Biomolecular Engineering, University of California, Berkeley, CA 94720, USA

† Electronic supplementary information (ESI) available: Supplementary figures, adsorption isotherms and fits, crystallographic information. CCDC 1912757. For ESI and crystallographic data in CIF or other electronic format see <https://doi.org/10.1039/d2sc03570g>

‡ Current address: Oak Ridge National Laboratory, Oak Ridge, TN 37830, USA.

§ Current address: Harvard University, Cambridge, MA 02138, USA.



steps, after which the bed is repressurized to begin a new cycle. Two or more adsorption beds are used in parallel to allow continuous operation through concurrent adsorption and desorption steps.

PSA for CO<sub>2</sub> removal has seen early commercial-scale success, notably in Guild Associates' Molecular Gate™ process<sup>16</sup> and Xebec's Rotary-Valve, Fast-Cycle PSA process,<sup>17</sup> which incorporate proprietary titanosilicate and metal-based adsorbents, respectively. Further advances in material design are attractive to achieve improved performance in PSA processes. New adsorbents for natural gas conditioning must (1) possess high capacity and selectivity for CO<sub>2</sub>, (2) co-adsorb minimal CH<sub>4</sub> to maximize recovery, (3) release the bound CO<sub>2</sub> with minimal energetic input, and (4) demonstrate rapid adsorption–desorption kinetics. Additionally, adsorbents with the ability to function in the presence of moisture are highly desirable, as natural gas feeds are typically saturated with water.<sup>5</sup> Because water tends to displace CO<sub>2</sub> on adsorbents that utilize exposed metal ions as binding sites,<sup>18–21</sup> the impact of water must be carefully managed through upstream dehydration, use of a sacrificial adsorbent layer, or periodic high-temperature regeneration. Adsorbents with segregated binding sites for CO<sub>2</sub> and H<sub>2</sub>O could therefore offer avenues for more economical process configurations. At minimum, such adsorbents would add robustness in case of process deviations during upstream dehydration.

Amine-functionalized adsorbents are promising candidates to meet each of the above criteria. As with amine solutions, these materials selectively bind CO<sub>2</sub> through acid–base chemistry to form ammonium carbamate or bicarbonate species. This strategy has already been applied in the design of amine-grafted mesoporous silicas for natural gas purification.<sup>22,23</sup> Amine-functionalized metal–organic frameworks have likewise received growing attention for CO<sub>2</sub> removal from humid gas streams.<sup>24</sup> These materials feature inorganic ions or clusters bridged by organic ligands to form highly porous and crystalline coordination solids. Amine functionality can be incorporated within the ligand<sup>25,26</sup> or post-synthetically introduced by grafting to open metal coordination sites within the pores.<sup>27,28</sup>

The latter approach led to the recent discovery of a new class of frameworks of the form M<sub>2</sub>(dobpdc)(diamine)<sub>2</sub> (M = Mg, Mn, Fe, Co, Ni, Zn; dobpdc<sup>4−</sup> = 4,4'-dioxidobiphenyl-3,3'-dicarboxylate) that feature one-dimensional hexagonal channels densely lined with metal(II) cations, each bearing an appended diamine (Fig. 1a).<sup>29,30</sup> The ideal spacing between metal sites facilitates a unique adsorption mechanism in which CO<sub>2</sub> inserts into the metal–amine bonds (Fig. 1b); the resulting metal-bound carbamate and dangling ammonium groups interact with neighboring sites to form chains of ammonium carbamate running along the framework channel.<sup>30</sup> This switch-like mechanism manifests as sharp, high-capacity steps in the CO<sub>2</sub> adsorption isotherms, and the full capacity of bound CO<sub>2</sub> can accordingly be desorbed with minimal changes in temperature or pressure (Fig. 1c). The threshold pressure for CO<sub>2</sub> insertion can be precisely tailored to a given CO<sub>2</sub> separation process through judicious choice of the constituent metal and diamine.<sup>31</sup>

Previous exploration of diamine-appended M<sub>2</sub>(dobpdc) has been limited to CO<sub>2</sub> capture from low-pressure air, flue gas, or

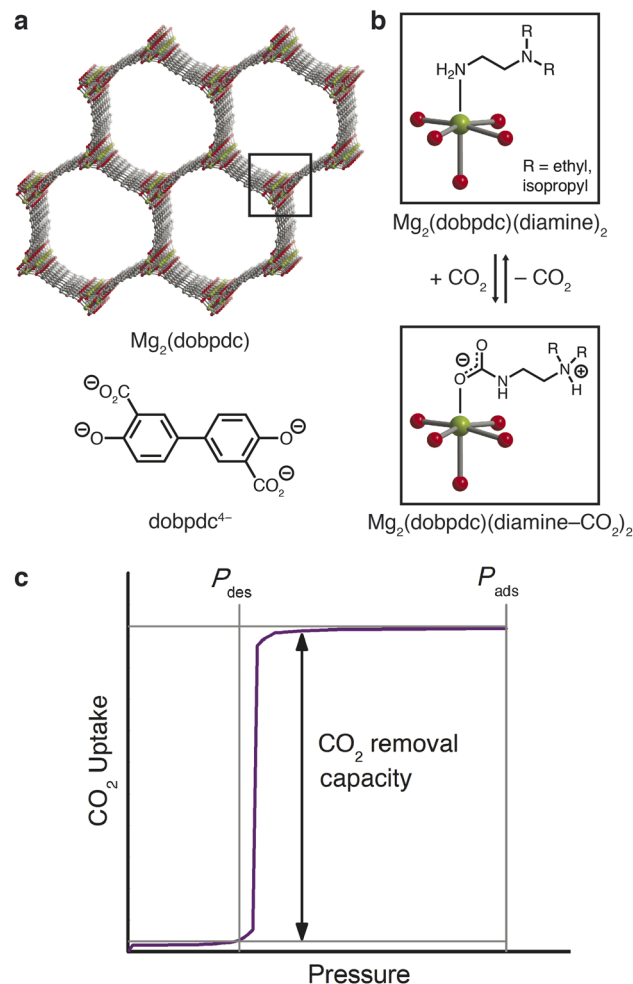


Fig. 1 (a) Structure of the metal–organic framework Mg<sub>2</sub>(dobpdc) (top) and the ligand dobpdc<sup>4−</sup> (bottom). Green, gray, and red spheres correspond to Mg, C, and O atoms, respectively; H atoms have been omitted for clarity. (b) Post-synthetic functionalization of the open Mg(II) coordination sites with diamines to yield Mg<sub>2</sub>(dobpdc)(diamine)<sub>2</sub> (top), and chemisorption of CO<sub>2</sub> through insertion into the metal–amine bond (bottom), resulting in cooperative formation of ammonium carbamate chains along the pore axis. (c) Hypothetical isotherm and schematic of a pressure-swing adsorption process with a cooperative adsorbent, for which the full adsorption capacity of the material can be accessed as working capacity.

process streams in temperature-swing systems.<sup>29,30,32–37</sup> Here, we demonstrate the design of a diamine-appended framework as a next-generation adsorbent for pressure-swing conditioning of CO<sub>2</sub>-rich natural gas. We further demonstrate that humidity enhances the CO<sub>2</sub> capture performance of these materials and discuss the mechanistic effects underlying this advantageous behavior.

## Experimental

### General materials and methods

The ligand 4,4'-dihydroxy-(1,1'-biphenyl)-3,3'-dicarboxylic acid (H<sub>4</sub>dobpdc) was obtained from Hangzhou Trylead Chemical Technology Co. and used as received; or was obtained from



Combi-Blocks and purified by recrystallization from a 3 : 1 (v : v) acetone : water mixture; or was synthesized as previously reported.<sup>38</sup> All other reagents and solvents were obtained from commercial suppliers at reagent grade purity or higher and were used without further purification. Synthetic procedures were conducted under air unless otherwise noted. Zeolite 13X was obtained from Sigma Aldrich as 60–80 mesh pellets (product code 20305, Supelco). Full characterization of this material is included in ESI Section 7.† The metal–organic framework  $\text{Mg}_2(\text{dobpdc})$  was prepared as a gram-scale powder and characterized following a previously reported procedure (ESI Section 1†).<sup>31</sup> Ultrahigh purity (99.999%) He,  $\text{N}_2$ ,  $\text{CH}_4$ , and  $\text{H}_2$  and research grade (99.998%)  $\text{CO}_2$  were used for all adsorption experiments. Elemental analyses were conducted at the Micro-analytical Laboratory of the University of California, Berkeley, using a PerkinElmer 2400 Series II combustion analyzer.  $^1\text{H}$  NMR spectra were collected on a Bruker AMX 300 MHz NMR spectrometer. Details regarding use of dynamic scanning calorimetry for heat capacity measurements and kinetics experiments are given in ESI Sections 8 and 9,† respectively. Powder X-ray diffraction (PXRD) patterns were collected with a laboratory Bruker AXS D8 Advance diffractometer with  $\text{CuK}\alpha$  radiation ( $\lambda = 1.5418 \text{ \AA}$ ) or at the Advanced Photon Source with synchrotron radiation ( $\lambda = 0.45399 \text{ \AA}$ ), as specified in the figure captions. Details for synchrotron PXRD experiments under controlled atmospheres are given in ESI Section 17.† Single-crystal synthesis and X-ray diffraction details are included in ESI Section 18.†

### Gram-scale synthesis of diamine-appended $\text{M}_2(\text{dobpdc})$

Diamine-grafting conditions for preparing gram-scale diamine-appended  $\text{Mg}_2(\text{dobpdc})$  powders were adapted from a previous report.<sup>30</sup> A 20% (v/v) solution of diamine in toluene was dried by stirring over  $\text{CaH}_2$  for 3 h at 60 °C. Separately, several grams of washed, methanol-solvated  $\text{Mg}_2(\text{dobpdc})$  was dried under flowing  $\text{N}_2$  at 250 °C for 12 h. The desolvated parent framework was then cooled to room temperature under  $\text{N}_2$ , and a quantity of diamine solution corresponding to 10 equivalents of diamine per  $\text{Mg}^{\text{II}}$  site was added by cannula transfer. (We note that at the milligram scale, direct diamine grafting has been demonstrated without activation of the methanol-solvated parent framework or diamine drying agents such as  $\text{CaH}_2$  (ref. 31)). The reaction vessel was sonicated for 15 min under  $\text{N}_2$  and then left undisturbed under  $\text{N}_2$  for a minimum of 12 h at room temperature. The solid was isolated by filtration and washed three times with 100 mL portions of toluene and three times with 100 mL portions of hexanes in air at room temperature. Prior to adsorption measurements, the sample was desolvated (activated) by heating *in vacuo* or under flowing  $\text{N}_2$  at 100 °C for 12 h. Diamine loadings were determined by collecting NMR spectra of ~5 mg of activated, diamine-appended framework samples digested with a solution of ~20  $\mu\text{L}$  of 35 wt% DCl in ~0.75 mL of  $\text{DMSO-}d_6$ . The ratio of the diamine to ligand peak integrals indicated typical diamine loadings of 100% within error ( $\pm 5\%$ ). Combustion elemental analysis calculated for  $\text{Mg}_2(\text{dobpdc})(\text{ee-2})_2$  ( $\text{C}_{26}\text{H}_{38}\text{Mg}_2\text{N}_4\text{O}_6$ ; ee-2 = *N,N*-

diethylethylenediamine): C, 56.65; H, 6.95; N, 10.16. Found: C, 56.42; H, 6.77; N, 10.15. Combustion elemental analysis calculated for  $\text{Mg}_2(\text{dobpdc})(\text{ii-2})_{2.1}$  ( $\text{C}_{30.8}\text{H}_{48}\text{Mg}_2\text{N}_{4.2}\text{O}_6$ ; ii-2 = *N,N*-diisopropylethylenediamine): C, 59.50; H, 7.78; N, 9.46. Found: C, 59.50; H, 7.62; N, 9.46.

### Volumetric gas adsorption experiments

**Low-pressure gas adsorption experiments.** Single-component isotherms in the range of 0–1.2 bar were measured by a volumetric method using ASAP 2020 or 3Flex instruments from Micromeritics. In a typical measurement, 50–200 mg of sample was transferred to a pre-weighed glass measurement tube under a  $\text{N}_2$  atmosphere and capped with a Micromeritics TranSeal. The sample was then degassed for 12 h at 250 °C for the parent  $\text{Mg}_2(\text{dobpdc})$  framework or 4 h at 100 °C for diamine-appended frameworks until the outgas rate was less than 3  $\mu\text{bar min}^{-1}$ . The evacuated tube was then weighed to determine the mass of the degassed sample. The sample was transferred to the analysis port of the instrument, where the outgas rate was again confirmed to fall below 3  $\mu\text{bar min}^{-1}$ . For cryogenic measurements, the sample tube was fitted with an isothermal jacket and submerged in a liquid nitrogen bath. Langmuir surface areas were calculated from the 77 K  $\text{N}_2$  adsorption data using Micromeritics software, assuming a cross-sectional area of 16.2  $\text{\AA}^2$  for  $\text{N}_2$ . Brunauer–Emmett–Teller (BET) surface areas were calculated using the method and consistency criteria of Walton and Snurr.<sup>39</sup> For  $\text{H}_2\text{O}$  isotherms (Fig. S29 and S36†), the stainless-steel vapor dosing apparatus was subjected to three freeze-pump-thaw cycles to remove any dissolved gases, and heat tape was used to keep the exposed portion of the glass sample tube at elevated temperature to prevent condensation of water. The maximum relative humidity accessible in measurements with  $\text{H}_2\text{O}$  was limited by the fixed manifold temperature of 45 °C. The isotherm data points were considered equilibrated after <0.01% change in pressure occurred over an average of 11 intervals of 15 s (for  $\text{N}_2$ ,  $\text{CO}_2$ , and  $\text{CH}_4$ ) or 30 s (for  $\text{H}_2\text{O}$ ). Diamine-appended samples were regenerated at 100 °C under reduced pressure (<10  $\mu\text{bar}$ ) for 2–4 h between isotherms unless noted otherwise. Adsorption isotherms between 25 and 75 °C were measured in water baths using a recirculating dewar connected to a Julabo F32-MC isothermal bath. Oil-free vacuum pumps and oil-free pressure regulators were used for all measurements.

**High-pressure gas adsorption experiments.** High-pressure gas adsorption measurements in the range of 0 to 100 bar were conducted using a HPVA-II-100 from Particulate Systems, a subsidiary of Micromeritics. A tared, stainless steel sample holder was loaded with approximately 1 g of activated diamine-appended framework inside a glovebox under  $\text{N}_2$ . The sample was weighed, and the holder was sealed with VCR fittings and an air-tight valve and transferred to the analysis port of the instrument. The sample holder was placed inside an aluminum recirculating dewar connected to a Julabo FP89-HL isothermal bath filled with Syltherm XLT fluid (temperature stability:  $\pm 0.02$  °C) and evacuated for 2 h prior to measurement. Methods for determining the sample freespace have been described in detail previously.<sup>40</sup> The NIST REFPROP database<sup>41</sup> was used to



perform non-ideality corrections at each measured temperature and pressure.

Prior to sample measurement, an empty sample holder was used to collect background CO<sub>2</sub> adsorption isotherms at the analysis temperatures and target pressure points. A small negative background was observed at high pressures and can likely be attributed to volume or temperature calibration errors or errors in the equation of state used to correct for non-ideality. The background adsorption was found to be consistent over several measurements, and polynomial fits of replicate data sets at each temperature were used to perform background subtraction on the experimental data sets (Fig. S13†). A negligible background was observed for high-pressure CH<sub>4</sub> measurements, and these datasets were therefore not corrected. For each material, total adsorption ( $n_{\text{tot}}$ ) was calculated from the experimentally measured, background-corrected excess adsorption data ( $n_{\text{ex}}$ ) using the Gurvich rule:<sup>42</sup>

$$n_{\text{tot}} = n_{\text{ex}} + V_{\text{p}}\rho_{\text{bulk}}(T, P) \quad (1)$$

The pore volume ( $V_{\text{p}}$ ) was determined from the 77 K N<sub>2</sub> adsorption experiments (Fig. S3, S8 and S33†), and the bulk gas density was determined from the NIST REFPROP database<sup>41</sup> at each experimental temperature and pressure.

**Selectivity calculations.** Preliminary, non-competitive selectivity values for CO<sub>2</sub> were calculated directly from the single-component adsorption isotherms. Mixed-gas selectivity values were calculated from breakthrough experiments. In both cases, the following formula was used:

$$s = (q_{\text{CO}_2}/q_{\text{CH}_4})/(p_{\text{CO}_2}/p_{\text{CH}_4}) \quad (2)$$

Here,  $q_i$  is the quantity of gas  $i$  adsorbed at the corresponding partial pressure of interest  $p_i$ .

**Calculation of differential enthalpies and entropies of adsorption.** To calculate the differential enthalpy ( $\Delta h_{\text{ads}}$ ) and entropy ( $\Delta s_{\text{ads}}$ ) of adsorption, the exact pressures ( $p_q$ ) corresponding to specific adsorbate loadings ( $q$ ) were determined at different temperatures ( $T$ ). For Type I isotherms,  $p_q$  values were obtained using single- or dual-site Langmuir or Langmuir-Freundlich models (see ESI† Sections 4–7 for fits, fit parameters, and additional details). For step-shaped CO<sub>2</sub> adsorption isotherms, linear spline interpolation was used to obtain  $p_q$  values. The Clausius-Clapeyron relationship given in eqn (3) was then applied to calculate the differential enthalpies of adsorption from the slopes of the linear trendlines fit to  $\ln(p_q)$  vs.  $1/T$ . The differential entropies of adsorption were determined from the  $y$ -intercepts of these linear trendlines, which are equal to  $-\Delta s_{\text{ads}}/R$  at each loading (assuming  $p_0 = 1$  bar).

$$\ln(p_q) = \left(\frac{\Delta h_{\text{ads}}}{R}\right)\left(\frac{1}{T}\right) + c \quad (3)$$

### Thermogravimetric analysis

Dry thermogravimetric analysis (TGA) experiments were conducted at atmospheric pressure using a TA Instruments TGA Q5000. Humid TGA experiments were conducted using a TA

Instruments TGA Q50 by passing the incident gas stream through two water bubblers in series, leading to an estimated water content of 1.3% at 25 °C (~30% R.H.). All adsorption and desorption isobars were collected at a ramp rate of 1 °C min<sup>-1</sup>. Pre-mixed CO<sub>2</sub>/N<sub>2</sub> blends (5%, 10%, 15%, 20%, 30%, and 50% CO<sub>2</sub> in N<sub>2</sub>) were purchased from Praxair. Initial sample activation was performed at 120 °C under flowing N<sub>2</sub> for 20–30 min until stabilization of the mass was observed. Decomposition experiments were conducted at a ramp rate of 1.5 °C min<sup>-1</sup> under dry N<sub>2</sub>.

### Breakthrough experiments and pressure cycling

For all dynamic breakthrough measurements, pellets of adsorbent were prepared by mechanical compression. Prior to activation from toluene or hexanes, the powdered diamine-appended material was placed in a stainless-steel cylinder between highly polished faces of a stainless-steel platform and corresponding plunger. A mechanical press was used to compress the powder between the platform and plunger to form a tablet. This tablet was then broken to the desired particle size between copper mesh sieves (Fig. S50†) to produce pellets of either 25–45 mesh (350–700 μm) or 60–80 mesh (180–250 μm), as specified below. Pellets were activated by heating *in vacuo* or under flowing N<sub>2</sub> at 100 °C for 12 h.

Quantitative, dry breakthrough measurements at 1, 35, and 70 bar were conducted on a custom-built breakthrough apparatus at the Chevron Energy Technology Company in Richmond, CA (Fig. S51†). A 5 cm<sup>3</sup> stainless steel column (30.5 cm length, 0.46 cm diameter) was packed with 25–45 mesh pellets of activated ii-2-Mg<sub>2</sub>(dobpdc) (2.50 g) or ee-2-Mg<sub>2</sub>(dobpdc) (3.31 g). Glass wool was placed before the end fittings to secure the adsorbent in place. Capacities for CO<sub>2</sub> are reported with an error of ±0.3 mmol g<sup>-1</sup>, as calculated by assuming a 30 s error in integrated breakthrough time and a flow rate deviation of ±1%.

Qualitative dry and humid breakthrough experiments at 7 and 50 bar and extended pressure cycling were performed on a customized PSA-1000 instrument built by L&C Science and operated at the Chevron Energy Technology Company. A 3.2 cm<sup>3</sup> stainless steel bed (16.5 cm length, 0.5 cm diameter) was packed with 0.90 g of activated ee-2-Mg<sub>2</sub>(dobpdc) or 1.98 g of activated zeolite 13X as 60–80 mesh pellets. Additional experimental details and breakthrough experiments are included in ESI Sections 13–15.†

**Infrared spectra.** Attenuated total reflectance (ATR) infrared (IR) spectra were collected on a PerkinElmer Spectrum 400 Fourier Transform (FT) IR spectrometer equipped with a Pike GladiATR and a home-built glovebag accessory used to control the atmosphere. Three vacuum-refill cycles were used to exchange the atmosphere of the glovebag accessory when preparing the system for *in situ* experiments. For humid FTIR spectra, samples were placed in 4 mL vials and sealed in a 20 mL vapor-dosing chamber containing ~4 mL of water. After at least 15 min of equilibration, the powder was removed, and spectra were collected. Co-adsorption of water in the sample was confirmed by observation of the broad H<sub>2</sub>O IR vibrational band at 3350 cm<sup>-1</sup>.<sup>43</sup>



## Results and discussion

### Material design considerations

Effective use of diamine-appended  $M_2(\text{dobpdc})$  for PSA requires thoughtful manipulation of several design features unique to this class of materials. Critically, for adsorbents with step-shaped isotherms,  $\text{CO}_2$  binding is only possible at partial pressures exceeding the step pressure. Once the adsorbate partial pressure in the column drops below this threshold pressure, the switch-like mechanism is disabled, and any remaining  $\text{CO}_2$  will “slip” through the bed with the  $\text{CH}_4$  product (Fig. 2). More specifically, the breakthrough profile for adsorption can be predicted from the  $\text{CO}_2$  isotherm using a graphical method known as Golden’s rule, or the “rubber band” or “string” rule.<sup>32,44–46</sup> In short, an operating curve is constructed by stretching an imaginary rubber band (green curve, Fig. 2) beneath the adsorption isotherm between the initial state (0%  $\text{CO}_2$ ) and the feed state (10%  $\text{CO}_2$ ). In regions bounded by points of tangency with the isotherm, a compressive “shock” is anticipated in the breakthrough profile. In regions where the rubber band runs along the isotherm, a dispersive wave is generated. With step-shaped isotherms, a multi-moment “shock–wave–shock” breakthrough profile is therefore frequently observed, with the initial “shock” corresponding to  $\text{CO}_2$  slip at concentrations beneath the step. (See ESI† Section 12 for additional details). As a result, the adsorbent must be designed such that the adsorption step occurs not simply below the  $\text{CO}_2$  partial pressure in the feed, but instead at a minimum partial pressure dictated by the desired product purity and/or  $\text{CO}_2$  capture rate. For natural gas purification, this variable is fixed by the maximum allowable  $\text{CO}_2$  content of 2 mol% in the product  $\text{CH}_4$  stream.

Crude natural gas may be recovered from reserves coupled with crude oil (associated gas) or in independent reserves (non-associated or wellhead gas) and can therefore exhibit a broad

range of total pressures (up to  $\sim 70$  bar), compositions (up to  $\sim 80\%$   $\text{CO}_2$ ), and temperatures.<sup>5,7</sup> For this study, we chose two representative cases: (1) simulated non-associated gas, 70 bar, 10%  $\text{CO}_2$ , and (2) simulated associated gas, 7 bar, 10%  $\text{CO}_2$ , both in the range of 25–50 °C. To reduce the  $\text{CO}_2$  concentration below 2%, a diamine-appended framework must operate with a step pressure of  $\leq 1.4$  bar for the non-associated gas in case (1) and  $\leq 140$  mbar for the associated gas in case (2) (Table 1).

Previous exploration of diamine-appended frameworks for cooperative  $\text{CO}_2$  capture has generated a library of adsorbents with step pressures ranging from  $10^{-4}$  bar to 1 bar at 40 °C.<sup>31</sup> For the high-pressure separations in this work, the previously reported adsorbents ee-2- $\text{Mg}_2(\text{dobpdc})$  (ee-2 = *N,N*-diethylethylenediamine) and ii-2- $\text{Mg}_2(\text{dobpdc})$  (ii-2 = *N,N*-diisopropylethylenediamine)<sup>31,35</sup> were identified as promising candidate materials for low-energy  $\text{CO}_2$  capture. The primary/tertiary ( $1^\circ/3^\circ$ ) diamines in these materials promote high thermal stability due to the strong interaction between the magnesium centers and the primary amines. The sterically bulky tertiary amines further suppress amine volatilization (see Fig. S12† for a two-year stability test) and destabilize the  $\text{CO}_2$ -adsorbed phase, leading to high  $\text{CO}_2$  step pressures and low differential enthalpies of  $\text{CO}_2$  adsorption ( $-\Delta h_{\text{ads}} < 70$  kJ mol<sup>-1</sup>). These favorable characteristics supported further investigation of  $1^\circ/3^\circ$  diamine-appended frameworks for PSA.

### Pressure-swing adsorption with a cooperative adsorption threshold at atmospheric pressure

The target  $\text{CO}_2$  insertion step pressure of 1.4 bar for non-associated gas purification suggests an attractive possibility for energy-efficient PSA: following saturation of the adsorbent at high pressure, the bound  $\text{CO}_2$  could be completely desorbed at atmospheric pressure without need for vacuum or heat. The adsorbent ii-2- $\text{Mg}_2(\text{dobpdc})$  was previously found to have a step pressure of 1 bar at 40 °C (ref. 31) and was therefore initially investigated for  $\text{CO}_2$  capture from non-associated gas.

High-pressure, single component  $\text{CO}_2$  and  $\text{CH}_4$  isotherms were first collected for ii-2- $\text{Mg}_2(\text{dobpdc})$  (Fig. 3). Step-like  $\text{CO}_2$  isotherms were observed at all temperatures, with the step capacity corresponding to the anticipated binding of 1  $\text{CO}_2$  molecule per diamine ( $3.3$  mmol g<sup>-1</sup>). Application of the Clausius–Clapeyron relationship indicated differential adsorption enthalpies of  $-45 \pm 4$  kJ mol<sup>-1</sup> for  $\text{CO}_2$  and  $-13.4 \pm 0.6$  kJ mol<sup>-1</sup> for  $\text{CH}_4$  at a loading of 1 mmol g<sup>-1</sup> (See Fig. S16 and S20† for plots of  $-\Delta h_{\text{ads}}$  as a function of loading for  $\text{CO}_2$  and  $\text{CH}_4$ , respectively.). Compared to other amine-based adsorbents, which frequently exhibit low-coverage adsorption enthalpies

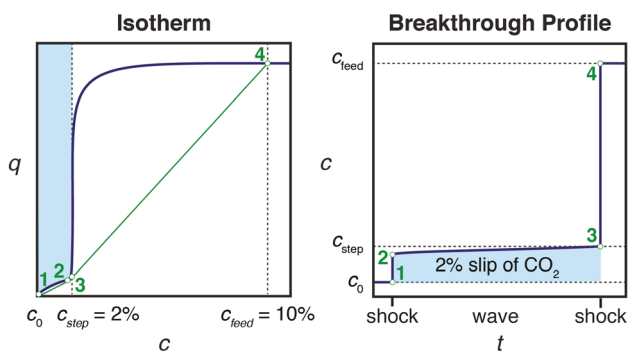


Fig. 2 Schematic of a “shock–wave–shock” breakthrough profile (right, concentration,  $c$ , vs. time,  $t$ ) anticipated for an adsorbent with a step-shaped isotherm (left, quantity adsorbed,  $q$ , vs.  $c$ ). The operating curve used to predict the breakthrough profile from the isotherm is shown in green, and the numerical labels indicate corresponding points in the isotherm and breakthrough profile. At concentrations beneath the step,  $\text{CO}_2$  “slips” through the bed (shaded blue area). To achieve a  $\text{CH}_4$  product purity of  $\geq 98\%$ , an adsorbent with  $< 2\%$  slip is desirable. Figure adapted from ref. 32.

Table 1 Target total stream pressure,  $\text{CO}_2$  partial pressure, and  $\text{CO}_2$  adsorption step pressure for the separations explored in this work

	Wellhead gas	Associated gas
Target total pressure	70 bar	7 bar
Target $\text{CO}_2$ partial pressure	7 bar	0.7 bar
Target $\text{CO}_2$ adsorption step pressure	$\leq 1.4$ bar	$\leq 0.14$ bar



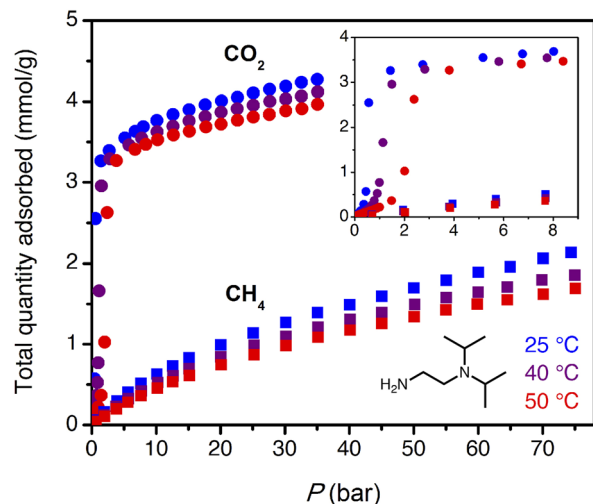


Fig. 3 High-pressure CO<sub>2</sub> (circles) and CH<sub>4</sub> (squares) adsorption isotherms for ii-2-Mg<sub>2</sub>(dobpdc) at 25 °C (blue), 40 °C (purple), and 50 °C (red). The inset shows an enlarged view of the low-pressure region.

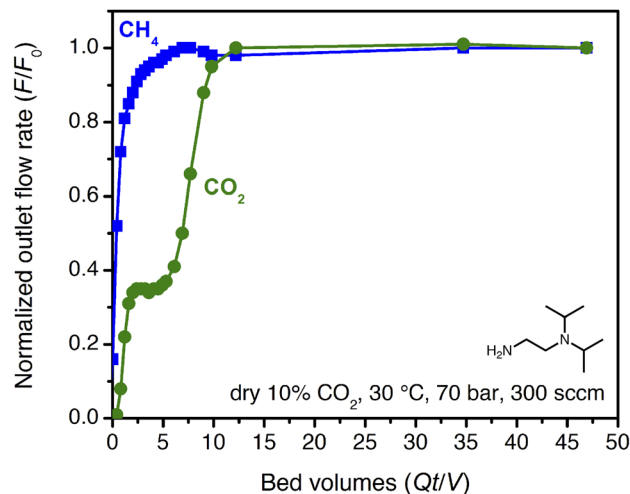


Fig. 4 Breakthrough profile for ii-2-Mg<sub>2</sub>(dobpdc) under 300 sccm of dry 10% CO<sub>2</sub> in CH<sub>4</sub> at 70 bar and 30 °C. The CO<sub>2</sub> in the initial shock corresponds to a slip concentration of 3 mol%.

with magnitudes of  $>70 \text{ kJ mol}^{-1}$  CO<sub>2</sub>,<sup>27,47,48</sup> the moderate adsorption enthalpies of 1°/3° diamine-appended frameworks may reduce both heat management requirements upon adsorption and the energetic input required for desorption. For a target stream of 10% CO<sub>2</sub> at 70 bar, non-competitive CO<sub>2</sub>/CH<sub>4</sub> selectivities of 17, 19, and 20 were calculated from the single-component isotherms at 25, 40, and 50 °C under the target conditions for wellhead gas purification. These values are anticipated to represent lower bounds for selectivity, as CO<sub>2</sub> and CH<sub>4</sub> have separate primary binding sites in diamine-appended frameworks.

High-pressure, dry breakthrough experiments were conducted to analyze the CO<sub>2</sub> capacity and mixed-gas selectivity of ii-2-Mg<sub>2</sub>(dobpdc) from dry, simulated wellhead gas. With 300 sccm of 10% CO<sub>2</sub> in CH<sub>4</sub> at 70 bar and 30 °C, a shock-wave-shock breakthrough profile was observed (Fig. 4), consistent with the general schematic shown in Fig. 2. (See ESI† Section 14 for a duplicate measurement and additional experiments with different temperatures, pressures, and gas compositions.). Integrating over the full breakthrough profile yielded a high CO<sub>2</sub> exhaustion capacity of  $3.3 \text{ mmol g}^{-1}$  (equivalent to 1 CO<sub>2</sub> per diamine) and a moderate CO<sub>2</sub>/CH<sub>4</sub> selectivity of 7.7. Despite these promising performance metrics, several limitations were noted that would inhibit the realistic application of this material for PSA. Importantly, the breakthrough experiments show greater CO<sub>2</sub> “slip” than would be anticipated based on the single-component, equilibrium isotherms. Specifically, while application of Golden’s rule predicted a CO<sub>2</sub> slip of  $<1 \text{ mol}\%$  (Table S9†), the initial shock in the CO<sub>2</sub> breakthrough curve instead yielded a slip concentration of 3 mol% CO<sub>2</sub> (2 bar of CO<sub>2</sub>). As a result, the CH<sub>4</sub> product purity was limited to  $\sim 97\%$ , and the material displayed negligible useable CO<sub>2</sub> capacity for production of pipeline-quality CH<sub>4</sub> ( $\geq 98\%$ ).

The partial pressure of CO<sub>2</sub> in the initial shock is consistent with an effective step temperature of 53 °C, as calculated from

the adsorption isotherms and the differential enthalpy of adsorption (ESI Section 5†). In part, this can be attributed to temperature rise in the bed during adsorption. Thermocouples at 3” and 9” from the inlet along the 12” bed indicated a small temperature rise during the experiment, to a maximum of 38 °C (Fig. S52†). Kinetics limitations may also contribute to the high level of CO<sub>2</sub> slip observed in breakthrough experiments. Examination of the temperature dependence of the rate of CO<sub>2</sub> adsorption by dynamic scanning calorimetry revealed slow CO<sub>2</sub> adsorption kinetics at conditions approaching the step (ESI Section 9†). Furthermore, a 25 °C adsorption isotherm collected for the pelletized adsorbent revealed a shift in the step pressure to  $>0.6 \text{ bar}$ , vs.  $\sim 0.4 \text{ bar}$  for the powder under the same equilibration criteria (Fig. S21†). Extending the time allotted for equilibration shifted the pellet isotherm step position back to that of the powder, indicating that kinetics limitations likely contribute to the complex CO<sub>2</sub> breakthrough profiles observed for this material and that the adsorption properties may be sensitive to external stimuli, including compaction. Similar kinetics limitations were recently discussed for this class of adsorbents in the context of direct air capture.<sup>36</sup> Note that this behavior is anticipated for such materials, because the driving force for reactive CO<sub>2</sub> adsorption is small at conditions near the cooperative adsorption step but increases at lower temperature or with an increasing partial pressure of CO<sub>2</sub> beyond the step (Fig. S38 and S39†). Regardless, these results suggest that predictions made from single-component adsorption isotherms alone may not provide an accurate depiction of adsorbent performance under flow conditions (additional discussion below).

In addition, the equilibrium adsorption isotherms show hysteresis, with the desorption branch of the isotherm closing at 0.25 bar at 25 °C and 0.5 bar at 50 °C (Fig. S14†). As a result, vacuum or heat would be required to desorb CO<sub>2</sub> between cycles. In sum, ii-2-Mg<sub>2</sub>(dobpdc) may be valuable as an adsorbent for bulk separation of CO<sub>2</sub> from high-pressure streams, but



to produce pipeline-quality natural gas, the material would either need to be paired with a polishing adsorbent or replaced with an adsorbent with a slightly lower step pressure. The latter strategy motivated us to explore ee-2-Mg<sub>2</sub>(dobpdc) for both associated and non-associated gas separations.

### Evaluation of ee-2-Mg<sub>2</sub>(dobpdc) for natural gas purification

The smaller steric profile of the tertiary amine in *N,N*-diethylethylenediamine (ee-2) results in lower CO<sub>2</sub> insertion pressures for ee-2-Mg<sub>2</sub>(dobpdc) as compared to ii-2-Mg<sub>2</sub>(dobpdc), as a result of stronger ion pairing in the ammonium carbamate chains formed upon CO<sub>2</sub> adsorption.<sup>31</sup> As shown in Fig. 5, the inflection point of the first CO<sub>2</sub> adsorption step for this material shifts from ~0.11 bar at 40 °C to 0.24 bar at 50 °C and exceeds 1 bar slightly below 75 °C, suggesting that regeneration could be achieved with a moderate concentration swing or combined pressure–vacuum or pressure–temperature swing process. The two-step CO<sub>2</sub> adsorption profile has been attributed to steric crowding within the pore, which necessitates a rearrangement at half capacity to allow full occupancy of ammonium carbamate chains.<sup>35</sup> The full capacity of both adsorption steps (3.6 mmol g<sup>-1</sup>) is consistent with the binding of 1 CO<sub>2</sub> molecule per diamine, with a slight increase in the gravimetric capacity from that of ii-2-Mg<sub>2</sub>(dobpdc) due to the smaller appended diamine. In addition, the high-pressure isotherms show greater uptake of CO<sub>2</sub> beyond the step as compared to the material grafted with ii-2, consistent with a larger accessible surface area (911 ± 4 m<sup>2</sup> g<sup>-1</sup>, vs. 490 ± 4 m<sup>2</sup> g<sup>-1</sup> for ii-2-Mg<sub>2</sub>(dobpdc); Fig. S3 and S8†) that likely facilitates faster diffusion through the pores. High-pressure methane isotherms likewise show increased uptake compared to that of ii-2-Mg<sub>2</sub>(dobpdc), leading to a non-competitive selectivity of 15–16 over a temperature range of 25–50 °C for wellhead gas containing 10% CO<sub>2</sub> at 70 bar. Desorption isotherms for CO<sub>2</sub> show closure of the hysteresis loop at 0.01, 0.04, and 0.1 bar at 25, 40, and 50 °C, respectively (Fig. 5a). Differential enthalpies of adsorption of -65 ± 1 and -13.1 ± 0.2 kJ mol<sup>-1</sup> were calculated for CO<sub>2</sub> and CH<sub>4</sub>, respectively, at a loading of 1 mmol g<sup>-1</sup> (Fig. S23 and S28†). Note, however, that the CH<sub>4</sub> adsorption enthalpy within the diamine-appended framework may deviate from that in the CO<sub>2</sub>-inserted framework, in which the pores are lined with ion-paired chains of ammonium carbamate.

The multicomponent performance of ee-2-Mg<sub>2</sub>(dobpdc) was first evaluated in dry breakthrough experiments. The powdered adsorbent was compressed and sieved to form binderless pellets, which were found to perform identically to the powder (see Fig. S32†). For a simulated wellhead gas stream containing 10% CO<sub>2</sub> at 70 bar, 30 °C, and 300 scem, a CH<sub>4</sub> purity of 99.6% was achieved (Fig. 6a), easily satisfying the target pipeline specification of 98% (see Fig. S58† for a duplicate experiment). Exothermic CO<sub>2</sub> adsorption produced a moderate Δ*T* of ~8 °C (Fig. 6b). Notably, heat loss through the column walls in this experiment likely dampened the temperature rise, which is expected to be much greater (Δ*T* ~ 40 °C) under adiabatic conditions in a full-scale system. A small amount of “roll-up” (normalized outlet flow rate, *F*/*F*<sub>0</sub>, >1) is visible in the CH<sub>4</sub>

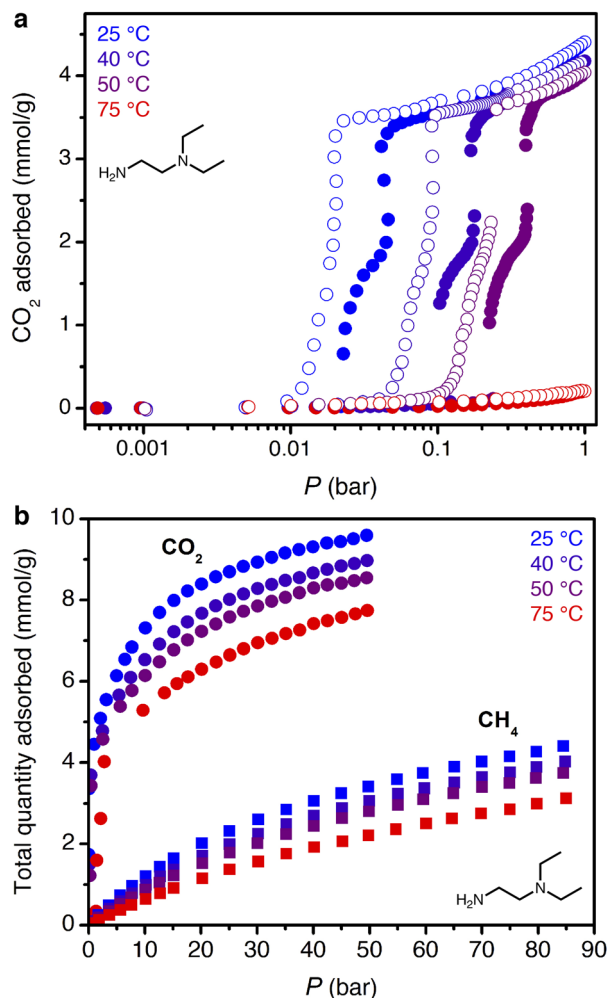


Fig. 5 (a) Low-pressure CO<sub>2</sub> adsorption (filled circles) and desorption (open circles) isotherms for ee-2-Mg<sub>2</sub>(dobpdc). (b) High-pressure CO<sub>2</sub> (circles) and CH<sub>4</sub> (squares) adsorption isotherms for ee-2-Mg<sub>2</sub>(dobpdc).

breakthrough curve as strong binding of CO<sub>2</sub> displaces adsorbed CH<sub>4</sub>. Co-adsorption of CH<sub>4</sub> was higher than anticipated from the single-component adsorption isotherms, reaching 7.8 mmol g<sup>-1</sup> and resulting in a mixture selectivity of 4.8 for CO<sub>2</sub>. However, we note that the CH<sub>4</sub> capacity and associated CO<sub>2</sub> selectivity calculations are susceptible to large errors due to the short breakthrough times for CH<sub>4</sub>. For example, a 5% error for a typical integrated CH<sub>4</sub> breakthrough time of 160 s would result in an error of ±0.5 mmol g<sup>-1</sup> in calculated CH<sub>4</sub> capacity. In a subsequent breakthrough experiment at a lower total pressure of 35 bar, a product purity of 99.2% and CO<sub>2</sub>/CH<sub>4</sub> selectivity of 5.8 were achieved (Fig. S59†). For varying total pressures with 10% CO<sub>2</sub> at 30 °C, consistent CO<sub>2</sub> slip of ~0.3 bar was observed, signifying an effective step temperature of 52 °C, as calculated from the adsorption enthalpy and adsorption isotherms (see ESI Section 6, Table S10, and Fig. S60†). These results indicate that, like ii-2-Mg<sub>2</sub>(dobpdc), ee-2-Mg<sub>2</sub>(dobpdc) shows greater slip than anticipated from the equilibrium CO<sub>2</sub> isotherms alone. However, breakthrough results suggest that ee-2-Mg<sub>2</sub>(dobpdc) possesses



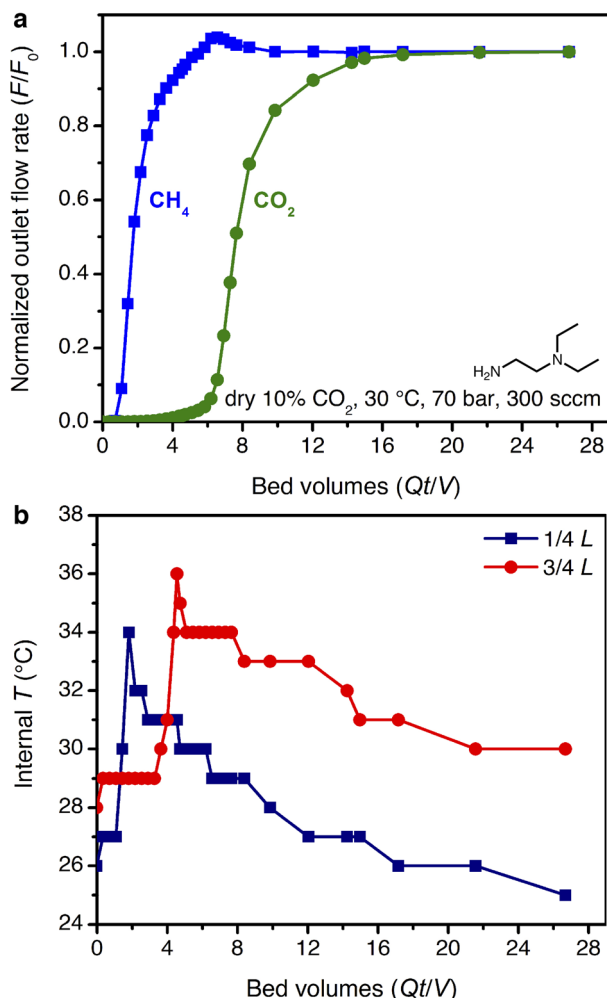


Fig. 6 (a) Breakthrough profile for ee-2-Mg<sub>2</sub>(dobpdc) under 300 sccm of dry 10% CO<sub>2</sub> in CH<sub>4</sub> at 70 bar and 30 °C. (b) Corresponding temperature profile, as measured with two internal thermocouples.

sufficiently favorable thermodynamics and kinetics of CO<sub>2</sub> adsorption to produce pipeline quality methane from dry well-head gas feeds.

## Performance under humid conditions

The promising CO<sub>2</sub> capture performance of ee-2-Mg<sub>2</sub>(dobpdc) from dry, high-pressure feeds prompted our further investigation of this material for CO<sub>2</sub> capture under humid conditions. Water isotherms (Fig. S29<sup>†</sup>) were first collected and indicated minimal adsorption below condensation at pressures of ~15, 20, and 40 mbar at 25, 30, and 40 °C, respectively. A differential enthalpy of H<sub>2</sub>O adsorption of  $-49 \pm 1 \text{ kJ mol}^{-1}$  was calculated from the adsorption isotherms at a loading of 3.6 mmol g<sup>-1</sup> (1 H<sub>2</sub>O per diamine, Fig. S30<sup>†</sup>); however, this value does not account for potential differences in the binding site and interaction energy of water with the framework after CO<sub>2</sub> insertion.

The mixture selectivity of ee-2-Mg<sub>2</sub>(dobpdc) was then evaluated through breakthrough experiments under humidified gas feeds. With simulated associated gas (7 bar, 10% CO<sub>2</sub>

in CH<sub>4</sub>, 30 °C, 300 sccm), a five-fold increase in the CO<sub>2</sub> breakthrough volume and elimination of the CO<sub>2</sub> slip were observed in the second cycle of a feed at 55% relative humidity (RH) as compared to a dry feed (Fig. 7a; activation performed at 30 °C with a vacuum pressure of 0.02 mbar between cycles). The relative humidity level of 55% corresponds to the inflection point in the single-component H<sub>2</sub>O isotherms of ee-2-Mg<sub>2</sub>(dobpdc) (Fig. S29<sup>†</sup>), suggesting that the material shows strong CO<sub>2</sub> capture performance even at conditions approaching H<sub>2</sub>O saturation. Moving forward, additional experiments are needed to understand the effect of H<sub>2</sub>O on the breakthrough performance of ee-2-Mg<sub>2</sub>(dobpdc) as a function of humidity.

Similarly improved performance was observed under humid conditions for a breakthrough experiment simulating non-associated gas. Following pre-saturation of the bed with water

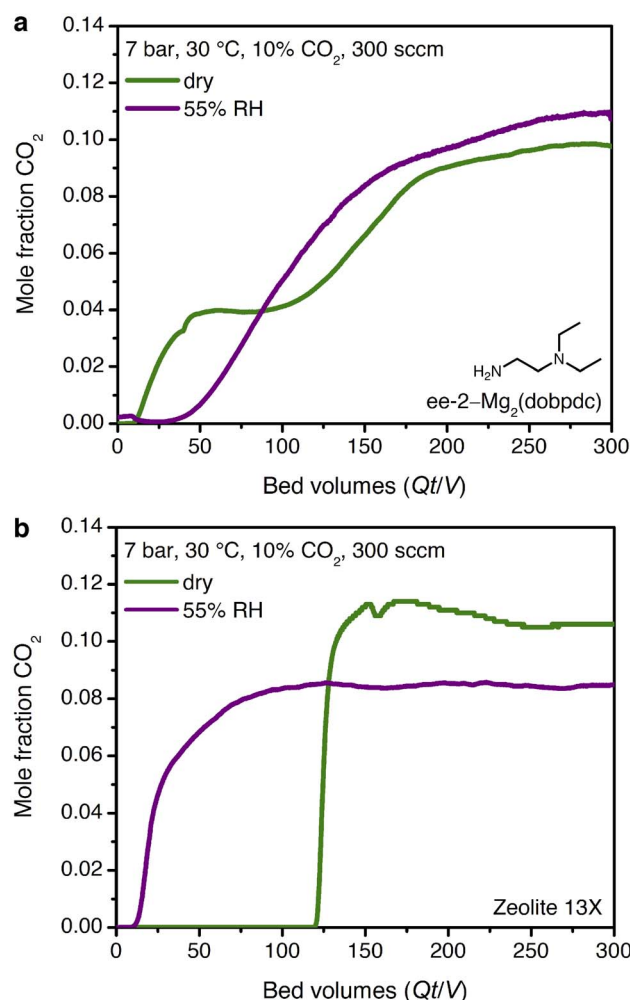


Fig. 7 Dry (green) and humid (purple, 55% RH, second cycle) qualitative breakthrough curves for (a) ee-2-Mg<sub>2</sub>(dobpdc) and (b) zeolite 13X. Humidity eliminates CO<sub>2</sub> slip for ee-2-Mg<sub>2</sub>(dobpdc) and generates a five-fold increase in breakthrough volume, while zeolite 13X shows an eight-fold decrease in breakthrough volume under humid conditions. Materials were evacuated at 30 °C with a vacuum pressure of 0.02 mbar for 12 h between cycles.





at 30 °C, the bed was evacuated at 30 °C and fed a dry mixture of 10% CO<sub>2</sub> in CH<sub>4</sub> at 50 bar, 30 °C, and 300 sccm. Negligible slip and an increased breakthrough time were observed compared to an equivalent experiment with a dry bed and dry feed (Fig. S61†). To corroborate these results, equilibrium CO<sub>2</sub> isotherms were collected for the powdered and pelletized materials before and after saturation with water ( $P/P_0 = \sim 0.7$ ) and after saturation and subsequent evacuation with a turbo-molecular pump at 30 °C (Fig. S32†). The step-shaped CO<sub>2</sub> isotherms of the water-exposed materials matched those of the pristine material, although a 5% decrease in post-step CO<sub>2</sub> capacity was observed at 1 bar (Fig. S32†).

With confirmation in hand of the stability and improved performance of ee-2-Mg<sub>2</sub>(dobpdc) under humid conditions, a key next step in evaluating ee-2-Mg<sub>2</sub>(dobpdc) for practical application will be to develop an understanding of thermal gradients in the bed under realistic conditions. Unfortunately, the temperature rise in the bed could not be tracked directly for the humid breakthrough experiments in this work. Considering a previous study of a related diamine-appended framework, water was found to increase the binding energy of CO<sub>2</sub> by stabilizing the ammonium carbamate chains formed upon CO<sub>2</sub> adsorption.<sup>49</sup> Consistent results were observed in this study for ee-2-Mg<sub>2</sub>(dobpdc) (see mechanistic section below), suggesting that humidity may exacerbate the thermal excursion observed under dry conditions (Fig. 6). Larger-scale experiments with internal temperature monitoring will be needed to understand the true magnitude of the reinforcing temperature wave coupled with the switch-like adsorption front. To advance toward commercialization, innovative contactor and/or process designs will be critical to manage this sorption heat economically and maintain the bed temperature beneath the cooperative CO<sub>2</sub> adsorption threshold.

Despite these challenges, the performance of ee-2-Mg<sub>2</sub>(dobpdc) under humid conditions is compelling when compared to an industry benchmark adsorbent, zeolite 13X. In a second breakthrough cycle with simulated associated gas at 55% RH, zeolite 13X showed an eight-fold decrease in CO<sub>2</sub> breakthrough volume due to passivation of the CO<sub>2</sub> binding sites by water (Fig. 7b). As a result, if the H<sub>2</sub>O front were to advance through the bed in a PSA process, utilizing zeolite 13X as the adsorbent would require either costly pre-drying of the stream or periodic full regeneration at temperatures of 250–300 °C. Employing amine-functionalized adsorbents for direct removal of CO<sub>2</sub> from humid streams may therefore provide significant energy savings in a PSA process, although post-purification drying of CH<sub>4</sub> would still be required prior to pipeline transport. Several previous reports have noted equivalent or improved CO<sub>2</sub> capture performance in the presence of water for amine-functionalized silicas and diamine-appended frameworks.<sup>21,23,33,50–55</sup> However, to our knowledge, the dramatic humidity-induced improvement in capture rate in the breakthrough profile of ee-2-Mg<sub>2</sub>(dobpdc) has not been observed previously for other classes of amine-functionalized adsorbents. We therefore sought to determine the mechanism underlying the improved performance of ee-2-Mg<sub>2</sub>(dobpdc) under humid conditions.

## Mechanism of CO<sub>2</sub> adsorption and proposed role of water

X-ray diffraction, infrared spectroscopy, and thermogravimetric analysis were used to probe the structural nuances underlying differences in the observed CO<sub>2</sub> adsorption behavior under dry and humid conditions. Previous characterization of ee-2-Mg<sub>2</sub>(dobpdc) by <sup>1</sup>H, <sup>13</sup>C, and <sup>15</sup>N NMR spectroscopy, combined with DFT calculations, confirmed that ee-2-Mg<sub>2</sub>(dobpdc) forms ammonium carbamate chains upon CO<sub>2</sub> adsorption;<sup>56</sup> however, crystallographic characterization of the chain structure has not been reported to date. While diffraction-quality crystals could not be obtained for the magnesium framework, single-crystals of the corresponding ee-2-Zn<sub>2</sub>(dobpdc) framework were synthesized and could be analyzed by single-crystal X-ray diffraction. Here, we report the first CO<sub>2</sub>-inserted single-crystal structure for a 1°/3° diamine-appended framework (Fig. 8; see Fig. S69† for a thermal ellipsoid plot). Insertion of CO<sub>2</sub> into the Zn–N bonds generates planar, O-bound carbamate species, with corresponding proton transfer to each unbound amine to yield ion-paired ammonium groups.

Attempts at crystallographic observation of water binding within the CO<sub>2</sub>-inserted structure are ongoing but have not yet proven successful. As an alternative, we probed the interaction of water with the framework through collection of *in situ* infrared spectra of ee-2-Mg<sub>2</sub>(dobpdc) under N<sub>2</sub>, dry CO<sub>2</sub>, and humid CO<sub>2</sub> (Fig. S40†). Upon exposure to CO<sub>2</sub>, characteristic ammonium carbamate C–N and C–O vibrations are observed at 1320 and 1629 cm<sup>-1</sup>, respectively. When the CO<sub>2</sub>-inserted sample is exposed to humidity, the C–N vibration persists but shifts to slightly higher energy ( $\sim 1326$  cm<sup>-1</sup>; note that the C–O vibration is obscured by the H–O–H bend at 1630 cm<sup>-1</sup>). These

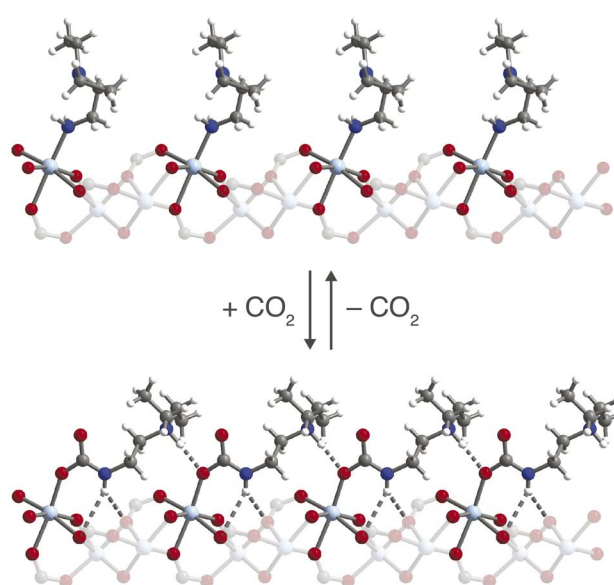


Fig. 8 Structure of ee-2-Zn<sub>2</sub>(dobpdc) before (top) and after (bottom) CO<sub>2</sub> insertion to form ammonium carbamate chains, as observed by single-crystal X-ray diffraction. Light blue, blue, red, gray, and white spheres represent Zn, N, O, C, and H atoms, respectively. The structure of ee-2-Zn<sub>2</sub>(dobpdc) prior to CO<sub>2</sub> adsorption was obtained from ref. 31.



observations are consistent with preservation of the CO<sub>2</sub> insertion mechanism in the presence of water and suggest hydrogen bonding of water with the carbamate, which would stabilize the CO<sub>2</sub>-inserted phase.

Multicomponent isobars were collected to study the effect of water on the CO<sub>2</sub> insertion threshold. Due to safety considerations preventing the use of flammable gases in the TGA furnace, pre-mixed cylinders of CO<sub>2</sub> in N<sub>2</sub> were used to approximate the behavior of ee-2-Mg<sub>2</sub>(dobpdc) under CO<sub>2</sub>/CH<sub>4</sub> mixtures. Dry isobaric adsorption and desorption profiles were compared to humid isobars obtained by bubbling the incident CO<sub>2</sub>/N<sub>2</sub> mixtures through two room-temperature water bubblers prior to the furnace inlet (Fig. 9; see Fig. S41–S48† for other mixture compositions, as well as dry and humid N<sub>2</sub> isobars). Under humid streams (~1.3% H<sub>2</sub>O), the step temperature for each mixture increases relative to the step temperature in the corresponding dry isobar, equivalent to a lower CO<sub>2</sub> step pressure in an adsorption isotherm. This shift is again consistent with preferential stabilization of the CO<sub>2</sub>-bound phase under humid conditions, which can likely be attributed to hydrogen bonding of water with the metal-bound carbamate species. Similar results have been reported previously for related diamine-appended frameworks.<sup>35,49</sup> Importantly, step-like adsorption and desorption behavior is still observed in the humid isobars. Under humid CO<sub>2</sub> at atmospheric pressure, the hysteresis loop closes by 75 °C, supporting a small temperature swing as one potential process configuration. Vacuum-swing or concentration-swing processes may also be viable for this material, and optimization of process design is currently in progress.

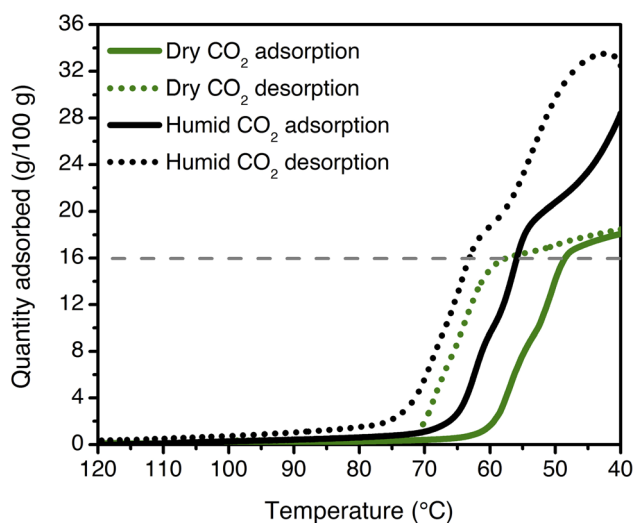


Fig. 9 Dry (green) and humid (black) CO<sub>2</sub> adsorption (solid lines) and desorption (dotted lines) isobars for ee-2-Mg<sub>2</sub>(dobpdc) at atmospheric pressure (ramp rate: 1 °C min<sup>-1</sup>). The cooperative adsorption threshold shifts to higher temperatures under humid conditions, indicating more favorable adsorption in the presence of H<sub>2</sub>O. The grey dashed line indicates the capacity anticipated for binding 1 CO<sub>2</sub> per diamine (16.0 g/100 g). The isobars shown here are consistent with those measured for a previously synthesized and tested batch of ee-2-Mg<sub>2</sub>(dobpdc).<sup>49</sup>

In light of the humid infrared spectra and isobaric data, the elimination of CO<sub>2</sub> slip in humid breakthrough experiments can be explained using Golden's rule, as introduced in Fig. 2. By reducing the effective step pressure for cooperative CO<sub>2</sub> adsorption, water removes the intersection between the operating curve and the adsorption isotherm, resulting in a favorable single-shock breakthrough profile (Fig. 10). In ongoing work, we are investigating the correlation between relative humidity and capture rate in greater detail, as well as studying the influence of humidity on the kinetics of CO<sub>2</sub> adsorption.

**Mechanical pressure cycling.** The promising breakthrough results obtained with ee-2-Mg<sub>2</sub>(dobpdc) prompted us to evaluate the performance of the material following extended pressure cycling. While the binderless pellets investigated in this work do not possess mechanical strength sufficient for evaluation in a true PSA process, the material was evaluated before and after extended mechanical pressure cycling under both dry and humid conditions. A dual-bed system was used, with ~0.85 g of 60–80 mesh (~180–250 μm) semi-spherical, binderless pellets per bed. A total of 250 cycles were completed with the following modified Skarstrom cycle:<sup>57</sup> (1) adsorption (5 min, 250 scfm of 10% CO<sub>2</sub>, 50 bar, 40 °C), (2) pressure equilibration, (3) blowdown to ~1 bar, (4) vacuum desorption (~0.1 bar), (5) pressure equilibration, and (6) repressurization. Approximately 100 cycles were performed first with a dry feed, after which 150 cycles were performed with the feed passed through a water saturation vessel at 20 °C, leading to an estimated water content of 609 ppmv (33% RH at 40 °C). Within the first 10 cycles of the initial dry experiment, the depressurization time increased, which we attribute to collapse of the binderless pellets and subsequent fluidization of the material (Fig. S62†). In post-cycling analysis, the adsorbent remained crystalline, and no diamine loss was observed in the NMR spectrum of the digested material (ESI Section 16†). Additionally, sharp, step-shaped CO<sub>2</sub> adsorption was maintained in the CO<sub>2</sub> isobar of ee-2-Mg<sub>2</sub>(dobpdc) following mechanical pressure cycling (Fig. S66†), suggesting that the material can withstand the



Fig. 10 Schematic showing generation of a single-shock breakthrough profile (right, concentration vs. time) for an adsorbent with a step-shaped isotherm (left, quantity adsorbed vs. concentration). The operating curve used to predict the breakthrough profile from the isotherm is shown in green, and the numerical labels indicate corresponding points in the isotherm and breakthrough profile. When the operating curve does not intersect the isotherm, CO<sub>2</sub> slip is not observed.



mechanical strain of both extended pressure cycling and fluidization. These preliminary results support further development of ee-2-Mg<sub>2</sub>(dobpdc) as a promising adsorbent for natural gas purification directly from humid streams. A full analysis of the PSA cycling performance of ee-2-Mg<sub>2</sub>(dobpdc) will be a key next step as soon as a robust structured form of the adsorbent can be achieved.

## Conclusions

As natural gas demand continues to grow, new strategies are needed to remove CO<sub>2</sub> contamination from currently unusable reserves. Here, we have shown that the framework ee-2-Mg<sub>2</sub>(dobpdc) is a promising candidate for natural gas purification in a PSA process, the first-such demonstration with a diamine-appended metal-organic framework. Using dry breakthrough experiments, we have also reiterated the importance of considering CO<sub>2</sub> “slip” for adsorbents with step-shaped adsorption isotherms.<sup>32,36,49</sup> Humid breakthrough experiments subsequently revealed that water significantly improves the CO<sub>2</sub> capture performance of ee-2-Mg<sub>2</sub>(dobpdc) by eliminating pre-breakthrough slip. In contrast, an equivalent experiment with the benchmark material zeolite 13X revealed a rapid loss of CO<sub>2</sub> capacity following saturation with water, an observation consistent with previous results for adsorbents relying on exposed metal cations as binding sites. Through spectroscopic characterization and multicomponent isobars, we have traced the origin of improved performance under humid conditions to stabilizing H<sub>2</sub>O-carbamate interactions. Finally, we have shown that ee-2-Mg<sub>2</sub>(dobpdc) retains its cooperative adsorption properties following extended mechanical pressure cycling under both dry and humid simulated natural gas feeds. These results support further development of ee-2-Mg<sub>2</sub>(dobpdc) for this important separation.

In future work, we aim to model the influence of both the relative humidity and temperature on the CO<sub>2</sub> capture performance of ee-2-Mg<sub>2</sub>(dobpdc). Additionally, we will evaluate the potential for co-removal of H<sub>2</sub>S, which can be present in crude natural gas streams at concentrations as high as 16 mol% and must be reduced to a level of ~5–15 ppm.<sup>58</sup> A number of recent studies have explored the interaction of H<sub>2</sub>S with metal-organic frameworks,<sup>58–65</sup> but the effect of H<sub>2</sub>S on diamine-appended Mg<sub>2</sub>(dobpdc) frameworks remains untested. Furthermore, shaped particles or other structured forms are needed to evaluate the material in a full PSA process and to determine the CH<sub>4</sub> recovery and purity achievable in an optimized cycle configuration. Co-adsorption of heavier hydrocarbons and the influence of heat effects should also be evaluated at that stage. Finally, as these materials advance toward commercialization, innovative contactor and/or process design strategies will be critical to leverage the cooperative adsorption mechanism while managing the corresponding thermal front.

## Data availability

Crystallographic data for CO<sub>2</sub>-inserted ee-2-Zn<sub>2</sub>(dobpdc) have been deposited as CCDC 1912757. Additional experimental

details and data are provided in the ESI,<sup>†</sup> including isotherms, dynamic scanning calorimetry, thermogravimetric analysis, breakthrough data, infrared spectra, and powder and single-crystal X-ray diffraction details.

## Author contributions

R. L. S., J. A. T., T. M. M., and J. R. L. formulated the project. R. L. S. synthesized the materials and measured and analyzed the gas adsorption data, with contributions from T. M. M. and J. A. M. J. A. T. collected and analyzed the breakthrough and pressure cycling data. R. L. S. collected and analyzed the single-crystal X-ray diffraction data. R. L. S. and J. R. L. wrote the manuscript, and all authors contributed to revising the manuscript.

## Conflicts of interest

The authors declare the following competing financial interests: The University of California, Berkeley and Chevron Energy Technology Company have applied for a joint patent for the materials discussed herein, on which J. R. L., R. L. S., J. A. T., and T. M. M. are listed as inventors.

## Acknowledgements

We gratefully acknowledge Chevron Energy Technology Company for financial support of this work, and for providing partial graduate fellowship support of R. L. S. Structural and spectroscopic studies were supported through the Center for Gas Separations, an Energy Frontier Research Center funded by the U.S. Department of Energy, Office of Science, Office of Basic Energy Sciences under Award DE-SC0001015. The latest stages of this research were supported by the U.S. Department of Energy Office of Basic Energy Sciences under award DE-SC0019992. Single-crystal X-ray diffraction data were collected on Beamline 12.2.1 at the Advanced Light Source at Lawrence Berkeley National Laboratory, which is supported by the Director, Office of Science, Office of Basic Energy Sciences, of the U.S. Department of Energy under Contract No. DE-AC02-05CH11231. Synchrotron powder X-ray diffraction data were collected at the Advanced Photon Source, a U.S. Department of Energy Office of Science User Facility operated for the DOE Office of Science by Argonne National Laboratory under Contract No. DE-AC02-06CH11357. We thank Levi Merrell (Chevron Energy Technology Company), Dr Eugene Kim (UC Berkeley), and Dr Kristen Colwell (UC Berkeley) for experimental assistance; Dr Stephen DeWitt (Georgia Institute of Technology) and Dr Miguel I. Gonzalez, Dr Jeffrey Martell, Dr Phillip Milner, Dr Jonathan Bachman, and Ever Velasquez (all of UC Berkeley) for helpful discussions; and Dr Katie Meihaus (UC Berkeley) for editorial assistance.

## Notes and references

<sup>†</sup> In light of the double-stepped adsorption profiles observed here for ee-2-Mg<sub>2</sub>(dobpdc) and observed previously for Mg<sub>2</sub>(dobpdc) functionalized with bulky 1°/2° diamines,<sup>35</sup> the single-stepped adsorption profile of



ii-2-Mg<sub>2</sub>(dobpdc), which bears an even larger diisopropyl-substituted tertiary amine, is surprising. This result suggests that the 50% CO<sub>2</sub>-inserted structure in ii-2-Mg<sub>2</sub>(dobpdc) is energetically unfavorable, and further work is needed to elucidate the structure of the CO<sub>2</sub>-adsorbed phase for this material.

- 1 IEA, *Key World Energy Statistics 2021*, OECD Publishing, Paris, 2021, DOI: [10.1787/2ef8cebc-en](https://doi.org/10.1787/2ef8cebc-en).
- 2 *BP Statistical Review of World Energy 2021*, BP, 2021.
- 3 *International Energy Outlook 2021*, U.S. Energy Information Administration.
- 4 *Outlook for Energy*, ExxonMobil, 2021.
- 5 W. R. Parrish and A. J. Kidnay, *Fundamentals of Natural Gas Processing*, CRC Press, 2006.
- 6 D. Leppin and H. S. Meyer, in *SPE-21505-MS*, Society of Petroleum Engineers, SPE, 1991.
- 7 W. F. J. Burgers, P. S. Northrop, H. S. Khesghi and J. A. Valencia, *Energy Procedia*, 2011, **4**, 2178–2184.
- 8 T. E. Rufford, S. Smart, G. C. Y. Watson, B. F. Graham, J. Boxall, J. C. Diniz da Costa and E. F. May, *J. Pet. Sci. Eng.*, 2012, **94**, 123–154.
- 9 B. Burr and L. Lyddon, *A Comparison of Physical Solvents for Acid Gas Removal*, Bryan Research & Engineering, Inc, 2008.
- 10 K. Maqsood, A. Mullick, A. Ali, K. Kargupta and S. Ganguly, *Rev. Chem. Eng.*, 2014, **30**, 453–477.
- 11 Y. Alcheikhhamdon and M. Hoorfar, *Chem. Eng. Process.*, 2017, **120**, 105–113.
- 12 M. van Denderen, E. Ineke and M. Golombok, *Ind. Eng. Chem. Res.*, 2009, **48**, 5802–5807.
- 13 D. M. Ruthven, S. Farooq and K. S. Knaebel, *Pressure Swing Adsorption*, VCH Publishers, New York, N.Y., 1994.
- 14 M. Tagliabue, D. Farrusseng, S. Valencia, S. Aguado, U. Ravon, C. Rizzo, A. Corma and C. Mirodatos, *Chem. Eng. J.*, 2009, **155**, 553–566.
- 15 S. Sircar, *Sep. Sci. Technol.*, 1988, **23**, 519–529.
- 16 Guild Associates, Inc., Molecular Gate® Carbon Dioxide Removal Systems, <https://www.moleculargate.com/carbon-dioxide-removal-adsorption-system.html>, accessed October 1, 2017.
- 17 J. Toreja, N. Chan, B. VanNostrand and J. P. Dickinson, in *Laurance Reid Gas Conditioning Conference*, University of Oklahoma Norman, OK, 2011.
- 18 J. Liu, Y. Wang, A. I. Benin, P. Jakubczak, R. R. Willis and M. D. LeVan, *Langmuir*, 2010, **26**, 14301–14307.
- 19 Y. Wang and M. D. LeVan, *J. Chem. Eng. Data*, 2010, **55**, 3189–3195.
- 20 A. C. Kizzie, A. G. Wong-Foy and A. J. Matzger, *Langmuir*, 2011, **27**, 6368–6373.
- 21 J. A. Mason, T. M. McDonald, T.-H. Bae, J. E. Bachman, K. Sumida, J. J. Dutton, S. S. Kaye and J. R. Long, *J. Am. Chem. Soc.*, 2015, **137**, 4787–4803.
- 22 Y. Belmabkhout, G. De Weireld and A. Sayari, *Langmuir*, 2009, **25**, 13275–13278.
- 23 H. Y. Huang, R. T. Yang, D. Chinn and C. L. Munson, *Ind. Eng. Chem. Res.*, 2003, **42**, 2427–2433.
- 24 I. A. Ibarra and E. González-Zamora, *Mater. Chem. Front.*, 2017, **1**, 1471–1484.
- 25 S. Couck, J. F. M. Denayer, G. V. Baron, T. Rémy, J. Gascon and F. Kapteijn, *J. Am. Chem. Soc.*, 2009, **131**, 6326–6327.
- 26 R. W. Flaig, T. M. Osborn Popp, A. M. Fracaroli, E. A. Kapustin, M. J. Kalmutzki, R. M. Altamimi, F. Fathieh, J. A. Reimer and O. M. Yaghi, *J. Am. Chem. Soc.*, 2017, **139**, 12125–12128.
- 27 C. S. Hong, M. Kang and D. W. Kang, *Dalton Trans.*, 2019, **48**, 2263–2270.
- 28 T. M. McDonald, D. M. D'Alessandro, R. Krishna and J. R. Long, *Chem. Sci.*, 2011, **2**, 2022–2028.
- 29 T. M. McDonald, W. R. Lee, J. A. Mason, B. M. Wiers, C. S. Hong and J. R. Long, *J. Am. Chem. Soc.*, 2012, **134**, 7056–7065.
- 30 T. M. McDonald, J. A. Mason, X. Kong, E. D. Bloch, D. Gygi, A. Dani, V. Crocellà, F. Giordanino, S. O. Odoh, W. S. Drisdell, B. Vlasisavljevich, A. L. Dzubak, R. Poloni, S. K. Schnell, N. Planas, K. Lee, T. Pascal, L. F. Wan, D. Prendergast, J. B. Neaton, B. Smit, J. B. Korrigh, L. Gagliardi, S. Bordiga, J. A. Reimer and J. R. Long, *Nature*, 2015, **519**, 303–308.
- 31 R. L. Siegelman, T. M. McDonald, M. I. Gonzalez, J. D. Martell, P. J. Milner, J. A. Mason, A. H. Berger, A. S. Bhowan and J. R. Long, *J. Am. Chem. Soc.*, 2017, **139**, 10526–10538.
- 32 M. Hefti, L. Joss, Z. Bjelobrck and M. Mazzotti, *Faraday Discuss.*, 2016, **192**, 153–179.
- 33 P. J. Milner, R. L. Siegelman, A. C. Forse, M. I. Gonzalez, T. Runčevski, J. D. Martell, J. A. Reimer and J. R. Long, *J. Am. Chem. Soc.*, 2017, **139**, 13541–13553.
- 34 H. Jo, W. R. Lee, N. W. Kim, H. Jung, K. S. Lim, J. E. Kim, D. W. Kang, H. Lee, V. Hiremath, J. G. Seo, H. Jin, D. Moon, S. S. Han and C. S. Hong, *ChemSusChem*, 2017, **10**, 541–550.
- 35 P. J. Milner, J. D. Martell, R. L. Siegelman, D. Gygi, S. C. Weston and J. R. Long, *Chem. Sci.*, 2018, **9**, 160–174.
- 36 L. Darunte, T. Sen, C. Bhawanani, K. S. Walton, D. S. Sholl, M. J. Realff and C. W. Jones, *Ind. Eng. Chem. Res.*, 2019, **58**, 366–377.
- 37 D. S. Choi, D. W. Kim, D. W. Kang, M. Kang, Y. S. Chae and C. S. Hong, *J. Mater. Chem. A*, 2021, **9**, 21424–21428.
- 38 A. S. Lindsey and H. Jeskey, *Chem. Rev.*, 1957, **57**, 583–620.
- 39 K. S. Walton and R. Q. Snurr, *J. Am. Chem. Soc.*, 2007, **129**, 8552–8556.
- 40 J. A. Mason, M. Veenstra and J. R. Long, *Chem. Sci.*, 2014, **5**, 32–51.
- 41 E. W. Lemmon, M. L. Huber and M. O. McLinden, *REFPROP: Reference fluid thermodynamic and transport properties, version 9*, National Institute of Standards and Technology, 2010.
- 42 L. Gurvich, *J. Phys. Chem. Soc. Russ.*, 1915, **47**, 805.
- 43 NIST WebBook, <https://webbook.nist.gov/>.
- 44 F. M. Golden, Ph.D thesis, University of California, Berkeley, 1973.
- 45 F. G. Helfferich and P. W. Carr, *J. Chromatogr. A*, 1993, **629**, 97–122.
- 46 W. Zhang, Y. Shan and A. Seidel-Morgenstern, *J. Chromatogr. A*, 2006, **1107**, 216–225.



- 47 K. Sumida, D. L. Rogow, J. A. Mason, T. M. McDonald, E. D. Bloch, Z. R. Herm, T.-H. Bae and J. R. Long, *Chem. Rev.*, 2012, **112**, 724–781.
- 48 M. A. Alkhabbaz, P. Bollini, G. S. Foo, C. Sievers and C. W. Jones, *J. Am. Chem. Soc.*, 2014, **136**, 13170–13173.
- 49 R. L. Siegelman, P. J. Milner, A. C. Forse, J.-H. Lee, K. A. Colwell, J. B. Neaton, J. A. Reimer, S. C. Weston and J. R. Long, *J. Am. Chem. Soc.*, 2019, **141**, 13171–13186.
- 50 X. Xu, C. Song, B. G. Miller and A. W. Scaroni, *Ind. Eng. Chem. Res.*, 2005, **44**, 8113–8119.
- 51 R. Serna-Guerrero, Y. Belmabkhout and A. Sayari, *Adsorption*, 2010, **16**, 567–575.
- 52 P. Bollini, S. A. Didas and C. W. Jones, *J. Mater. Chem.*, 2011, **21**, 15100–15120.
- 53 S. A. Didas, M. A. Sakwa-Novak, G. S. Foo, C. Sievers and C. W. Jones, *J. Phys. Chem. Lett.*, 2014, **5**, 4194–4200.
- 54 H. Zhang, A. Goeppert, G. A. Olah and G. K. S. Prakash, *J. CO<sub>2</sub> Util.*, 2017, **19**, 91–99.
- 55 J. Yu, Y. Zhai and S. S. C. Chuang, *Ind. Eng. Chem. Res.*, 2018, **57**, 4052–4062.
- 56 A. C. Forse, P. J. Milner, J.-H. Lee, H. N. Redfearn, J. Oktawiec, R. L. Siegelman, J. D. Martell, B. Dinakar, L. B. Porter-Zasada, M. I. Gonzalez, J. B. Neaton, J. R. Long and J. A. Reimer, *J. Am. Chem. Soc.*, 2018, **140**, 18016–18031.
- 57 C. W. Skarstrom, *US Pat.*, US2944627A, 1960.
- 58 M. S. Shah, M. Tsapatsis and J. I. Siepmann, *Chem. Rev.*, 2017, **117**, 9755–9803.
- 59 J. Ethiraj, F. Bonino, C. Lamberti and S. Bordiga, *Microporous Mesoporous Mater.*, 2015, **207**, 90–94.
- 60 J. Liu, Y. Wei, P. Li, Y. Zhao and R. Zou, *J. Phys. Chem. C*, 2017, **121**, 13249–13255.
- 61 P. M. Bhatt, Y. Belmabkhout, A. H. Assen, Ł. J. Weseliński, H. Jiang, A. Cadiau, D.-X. Xue and M. Eddaoudi, *Chem. Eng. J.*, 2017, **324**, 392–396.
- 62 K. C. Kim, *J. Organomet. Chem.*, 2018, **854**, 94–105.
- 63 Y. Belmabkhout, P. M. Bhatt, K. Adil, R. S. Pillai, A. Cadiau, A. Shkurenko, G. Maurin, L. Gongping, W. J. Koros and M. Eddaoudi, *Nat. Energy*, 2018, **3**, 1059–1066.
- 64 J. N. Joshi, G. Zhu, J. J. Lee, E. A. Carter, C. W. Jones, R. P. Lively and K. S. Walton, *Langmuir*, 2018, **34**, 8443–8450.
- 65 Y. Belmabkhout, R. S. Pillai, D. Alezi, O. Shekhah, P. M. Bhatt, Z. Chen, K. Adil, S. Vaesen, G. D. Weireld, M. Pang, M. Suetin, A. J. Cairns, V. Solovyeva, A. Shkurenko, O. E. Tall, G. Maurin and M. Eddaoudi, *J. Mater. Chem. A*, 2017, **5**, 3293–3303.

