



Cite this: *RSC Sustainability*, 2025, 3, 4426

Received 11th May 2025
Accepted 24th July 2025

DOI: 10.1039/d5su00334b

rsc.li/rscsus

Perspective on electrochemical CO₂ reduction in CO₂/O₂ mixed gas

Xiaoling Lai, ^a Jinxian Feng, ^a Yuxuan Xiao, ^a Weng Fai Ip ^{*b} and Hui Pan ^{*ab}

Electrochemical CO₂ reduction reaction (CO₂RR) is a promising avenue to realize carbon neutrality. As the high-purity CO₂ in CO₂RR may diminish the feasibility and economic viability, the direct conversion of CO₂ in O₂-containing feed gas (CO₂/O₂) presents an attractive option. However, high CO₂RR kinetic barriers and the challenges associated with O₂ reduction significantly hamper the effectiveness of CO₂RR. Therefore, enhancing the selective CO₂RR in CO₂–O₂ mixed gas is critical. In this perspective, we first discuss factors of selective CO₂RR in CO₂/O₂. Then, state-of-the-art interface design strategies for the selective CO₂RR, including O₂ passivation, selective CO₂ adsorption and direct selective CO₂RR, are highlighted. Finally, a brief discussion on the current challenges and outlook for future directions to achieve highly efficient and O₂-tolerant CO₂RR systems are presented.

Sustainability spotlight

To realize the goal of a carbon-neutral society, converting excess CO₂ into valuable chemicals/fuels by biological, photochemical and electrochemical approaches has been extensively investigated. Electrochemical CO₂ reduction reaction (CO₂RR) driven by renewable electricity is a promising avenue to catalyze CO₂ into high value-added products. As the high-purity CO₂ in CO₂RR may diminish the feasibility and economic viability, the direct conversion of CO₂ in O₂-containing feed gas (CO₂/O₂) presents an attractive option, which can reduce the costs of CO₂ purification greatly. However, high CO₂RR kinetic barriers and the challenges associated with O₂ reduction significantly hamper the effectiveness of CO₂RR. Therefore, it is essential to enhance the O₂ tolerance of CO₂RR systems.

1 Introduction

Global economic growth and human activities significantly increase the CO₂ concentration in the atmosphere, leading to serious environmental problems, such as global warming, sea level rising and extreme climate.^{1–6} Converting the excess CO₂ into valuable chemicals/fuels by biological,^{7,8} photochemical^{9,10} and electrochemical approaches^{11–15} has been extensively investigated.^{16,17} Among them, electrochemical CO₂ reduction reaction (CO₂RR) driven by renewable electricity has been emerging as a promising way toward carbon neutrality through catalyzing CO₂ into high value-added products.^{18–24} At present, most CO₂RR systems utilize pure CO₂ as feedstock. However, the costs associated with CO₂ purification are significant, diminishing the economic benefits.^{25,26}

The majority of human-induced CO₂ comes from flue gas (CO₂/O₂), therefore, the direct use of flue gas for feedstock of CO₂RR can reduce the costs of CO₂ purification and represent a potential strategy for CO₂RR applications. However, CO₂/O₂ reduction is facing a few challenging issues: (i) dilute CO₂

concentrations in CO₂/O₂, making the CO₂RR kinetics sluggish, and (ii) energetically favorable O₂ reduction reaction (ORR).²⁷ It has been clarified that only 5% O₂ in CO₂ inhibits CO₂RR completely.^{28–30} Therefore, it is essential to enhance the O₂ tolerance of CO₂RR systems.³¹ To date, challenges of flue gas reduction such as low transformation efficiency and unavoidable ORR persist although the coupling between direct flue gas utilization and electrochemical conversion has been investigated.³² Thus, improving conversion efficiency is still the largest obstacle for the selective CO₂RR by using flue gas.

In recent years, numerous reviews have reported the electrochemical reduction of low-concentration CO₂ or CO₂-containing gas mixtures with impurities. For instance, Wang *et al.* systematically analyzed the scientific challenges and innovative strategies for the direct electrochemical conversion of CO₂ derived from industrial flue gases.³³ Similarly, Li *et al.* reviewed key design strategies for CO₂RR under dilute CO₂ conditions and in the presence of common gas impurities.³⁴ Despite O₂ being the most abundant impurity in industrial flue gas, with the O₂/CO₂ ratio being even greater than 20%, they just paid less attention to the selective CO₂/O₂ reduction in mixed gas systems. Therefore, the possible promotion effects of O₂ on CO₂RR and potential strategies should be carefully considered in the design of catalysts, electrode structures and electrolyte compositions, and this is an important area of research that should be focused on in the recent future.

^aInstitute of Applied Physics and Materials Engineering, University of Macau, Macao SAR 999708, P. R. China. E-mail: huipan@um.edu.mo; Fax: +853-88222454; Tel: +853 88224427

^bDepartment of Physics and Chemistry, Faculty of Science and Technology, University of Macau, Macao SAR 999078, P. R. China. E-mail: andyip@um.edu.mo



In this perspective, we discuss the selective CO₂RR on different systems using flue gas as feedstock, which is expected to provide insight into O₂-tolerant CO₂RR. Firstly, the factors of CO₂/O₂ selective reduction performance are discussed. Then, strategies for designing the electrocatalytic reaction interface, such as surface modification that hampers O₂ transportation and enhances selective CO₂ adsorption or direct selective CO₂RR, are discussed. Finally, the current challenges in achieving high O₂-tolerant CO₂RR performance and insights into realizing large-scale applications in the future are summarized. We hope that this perspective shall illuminate the pathways toward developing excellent O₂-tolerant CO₂ electrocatalytic systems through the exploration of recent advances.

2 Factors affecting CO₂/O₂ selective reduction performance

The volume concentration of CO₂ in flue gas emission varies between 5% and 35%, typically around 15%.^{35–38} Furthermore, flue gas contains impurities, such as O₂ and balancing inert N₂.³⁹ Considering that N₂ is hardly involved in the cathode reaction, the reduction of flue gas could be considered as CO₂/O₂ selective reduction. The solubility of CO₂ in water is only 1.45 g L^{−1} (273 K, 1 atm), indicating the limited concentration of CO₂ for CO₂RR. At the same time, CO₂RR is a complex process because of the multistep proton-electron transfer reactions as well as a variety of reaction paths. During the electrochemical reduction process, non-spontaneous electron transfer reactions are driven by an external power supply. The categories of CO₂RR products mainly depend on the externally applied potentials and catalysts, as well as electrolyte composition (eqn (1)–(11) (*E* vs. SHE)). Most CO₂RR systems still suffer from low Faraday Efficiency (FE) due to the competitive hydrogen evolution reaction (HER) (eqn (12) (*E* vs. SHE)) and multiple products (Fig. 1a). Importantly, ORR may also occur in flue gas reduction because it is thermodynamically more favorable than that of CO₂RR (eqn (13) and (14) (*E* vs. SHE)), suppressing CO₂RR simultaneously (Fig. 1b).

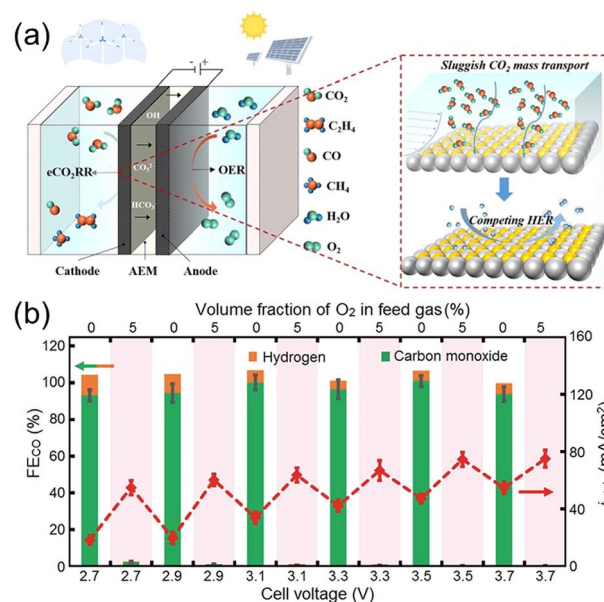
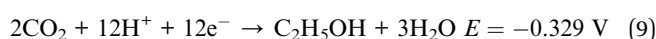
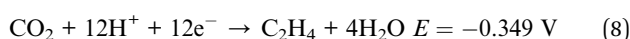
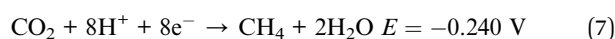
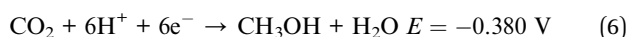
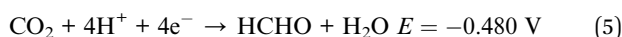
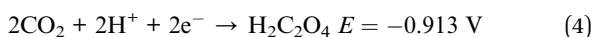
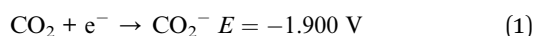
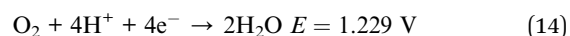
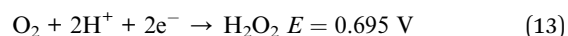
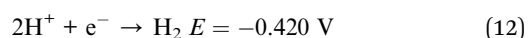
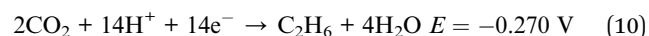


Fig. 1 (a) A typical design concept of a CO₂RR system. Sluggish CO₂ mass transport and competitive HER constitute two fundamental challenges in CO₂RR, especially for dilute CO₂ concentrations. (b) Faraday efficiency for CO production (FE_{CO}), FE_{H2} and total geometric current density (*j*_{total}) vs. cell voltage with and without O₂ in the feed gas. Compared to pure CO₂ feed (white background), the O₂-incorporated system (5 vol% O₂/CO₂, pink background) shows near-zero FE_{CO} and FE_{H2}, indicating complete dominance of O₂ reduction at this low ratio. The higher current density under O₂ is attributed to faster O₂ reduction kinetics *versus* CO₂RR. (a) Reproduced with permission.⁴⁰ Copyright 2024, Elsevier. (b) Reproduced with permission.⁴¹ Copyright 2019, Elsevier.



The electrocatalytic reaction happens at the solid-liquid-gas interface. Therefore, the design of the electrocatalyst-electrolyte interface is critical for selective CO₂RR. By rationally designing the catalyst and optimizing electrocatalytic conditions, the following factors can be effectively leveraged to manipulate the reaction process and improve the activity and selectivity of CO₂RR: (i) catalyst structure: surface active sites with specific element composition, crystallinity, defects, *etc.* can efficiently capture and enrich CO₂ to achieve high catalytic activity, selectivity and stability, by creating a low-O₂ environment through filtering out the O₂ molecules, or facilitating the conversion of key intermediates in CO₂RR in the presence of O₂. (ii) Electrolyte: electrolyte is another key component of CO₂RR systems, which includes the main electrolyte and additives,

including cations, anions and small organic molecules. Cations and anions in the electrolyte that affect the pH value within the solid-liquid structure have a significant influence on the electrochemical reactivity by tuning the structure of the electrical double layer. Additionally, the reactants and intermediates may also dynamically interact with the solvent molecules and additives in the electrolyte at the interface, altering the electrochemical reactivity and selectivity.

3 Strategies for CO₂/O₂ selective reduction

There have been a lot of strategies for improving the selectivity and activity of CO₂RR by adjusting the catalyst structure with O₂[−] containing feed gas. Optimizing the CO₂/O₂ ratio on the catalyst shall be an effective strategy for CO₂/O₂ selective reduction, which could be achieved by O₂ passivation, selective CO₂ adsorption, and direct selective CO₂RR.

3.1 O₂ passivation strategy

The O₂ passivation strategy can enhance the selective CO₂RR by directly or indirectly slowing down O₂ transport. Introducing hydrophilic nanopores with sluggish O₂ transport and constructing a selective penetration layer with the O₂ prohibition ability can effectively slow down O₂ transport for efficient CO₂RR using flue gas.

3.1.1 Hydrophilic nanopores. CO₂ exhibits Lewis acidity due to the electrophilic carbon atom capable of accepting electron pairs, while O₂ is a non-polar molecule with minimal interaction with hydrophilic environments. Therefore, hydrophilic nanopore networks can selectively reduce O₂ mass flux to electrocatalytic centers by leveraging polarity-driven adsorption and size exclusion effects, thereby enhancing the efficiency and selectivity of CO₂ conversion.^{42,43} Adding TiO₂ with hydrophilic nanopores on Cu catalysts can separate the O₂ and achieve good CO₂RR selectivity. Xu and co-workers⁴⁴ developed a catalyst composed of an ionomer with hydrophilic nanopores and TiO₂ nanoparticles as support particles and Cu as the main electrocatalyst (Fig. 2). The ionomer layer slowed down the O₂ transport rate to the catalyst and enabled a more efficient conversion of CO₂ to C₂ products with a FE_{C₂} of 68% and a non-*iR*-corrected full cell energetic efficiency of 26%.

3.1.2 Selective penetration layer. Constructing an O₂ selective penetration layer could also improve CO₂RR selectivity by limiting O₂ penetration. Efficient O₂ selective penetration layers include: (1) specific frameworks with reversible photo-switching built to modulate the electron transfer rate and oxygen activation ability, and (2) microporous polymers with size-selective pores to filter O₂ and permeate CO₂ selectively. Zhu *et al.*⁴⁵ presented an O₂ passivation strategy to realize efficient CO₂RR performance by feeding CO₂/O₂ (a high FE_{CO} of 90.5% with a *j*_{CO} of −20.1 mA cm^{−2} at −1.0 V vs. RHE) under UV/Vis irradiation, and using the photoswitching built block 1,2-bis(5'-formyl-2'-methylthien-3'-yl) cyclopentene (DAE) in the material (Fig. 3a–e). DAE reversibly modulates the electrical conductivity and O₂ activation capacity by the framework ring-closing/opening reactions. Specifically, upon irradiation with UV, the close-DAE-BPy-CoPor exhibits higher electronic conductivity than open-DAE-BPy-CoPor (under Vis irradiation) because of the strong charge delocalization in close-DAE moieties. Furthermore, density functional theory (DFT) calculations and *operando* ATR-FTIR experiments demonstrated that the excellent CO₂RR performance of close-DAE-BPy-CoPor in co-feeding CO₂ and O₂ is attributed to the weak O₂ activation ability and high O₂ into *OOH (the ORR limiting step) free energy, thus resulting in the excellent selective CO₂RR performance in the presence of O₂.

CO₂ enrichment by physical pore confinement can also achieve highly selective electrochemical CO₂ reduction under an aerobic environment. For example, inspired by the natural photosynthesis unit, Lu's group⁴¹ designed a PIM-CoPc/CNT hybrid electrode as an “artificial leaf” to enrich CO₂ in the presence of O₂ (Fig. 3f–h), where the PIM layer played a pivotal role in realizing CO₂/O₂ selective reduction. Serving as a molecular sieve with high gas permeability, the PIM layer effectively filters O₂ based on the molecular size and enriches CO₂ from the feed gas, and thus creates a low-O₂ local environment for the catalyst to achieve effective electrochemical CO₂-to-CO conversion. With 5% O₂ in the CO₂ feed gas, a FE_{CO} of 75.9% with a *j*_{total} of 27.3 mA cm^{−2} was achieved at a cell voltage of 3.1 V. Notably, an average CO₂/O₂ selectivity of ~20 suggested that 95% O₂ in the feed gas was rejected by the PIM layer.

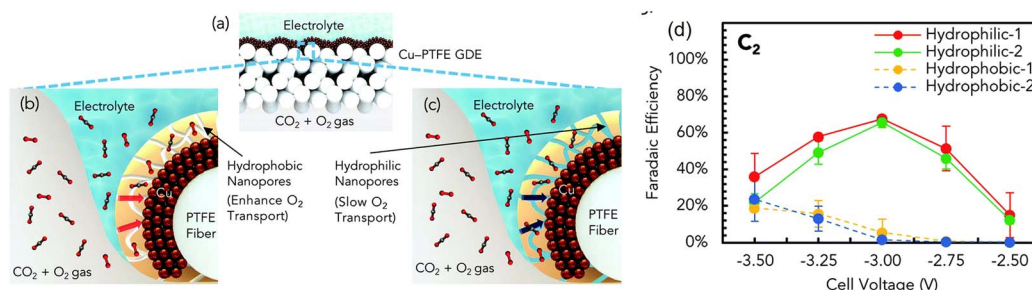


Fig. 2 (a) Schematic illustration of the Cu-PTFE GDE. Schematic of the GDE coated with the (b) hydrophobic and (c) hydrophilic nanoporous ionomer. (d) The FE toward C₂ products for different ionomers. Reproduced with permission.⁴⁴ Copyright 2020, The Royal Society of Chemistry.



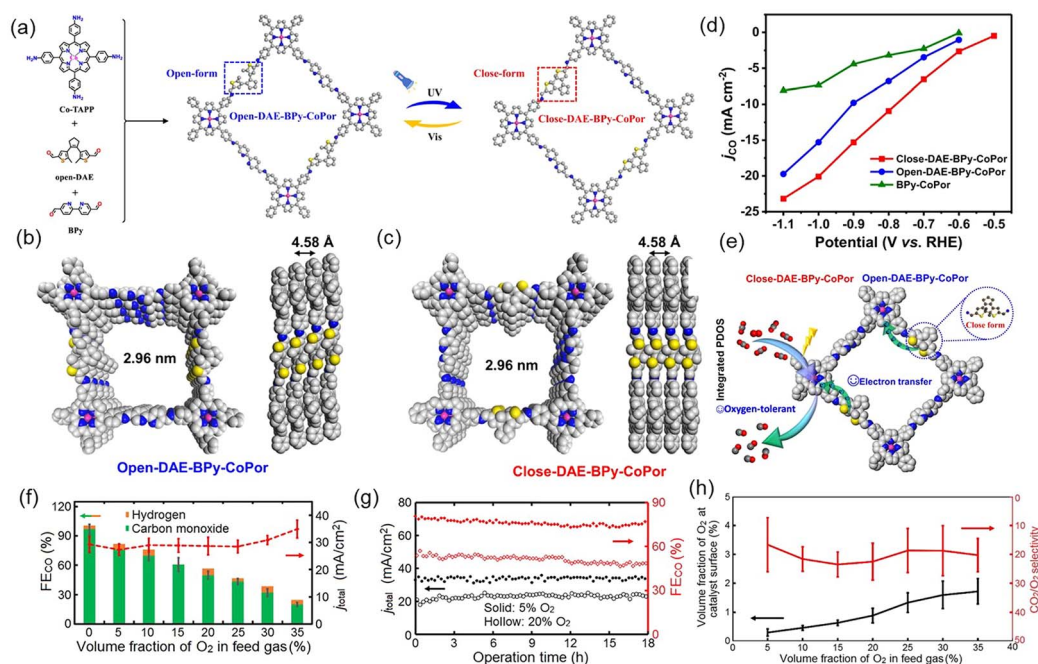


Fig. 3 (a) Synthetic route to open-DAE-BPy-CoPor and close-DAE-BPy-CoPor. Top and side views of (b) open-DAE-BPy-CoPor and (c) close-DAE-BPy-CoPor. (d) The j_{CO} of the BPy-CoPor, close-DAE-BPy-CoPor and open-DAE-BPy-CoPor under aerobic conditions. (e) Proposed schematic mechanism for the CO_2RR on close-DAE-BPy-CoPor under aerobic conditions. (f) FE_{CO} , FE_{H_2} and j_{total} vs. volume fraction of O_2 in the CO_2 feed gas. (g) FE_{CO} and j_{total} during an 18 h electrolysis at O_2 volume fractions of 5% (solid markers) and 20% (hollow markers). (h) Volume fraction of O_2 at the catalyst surface vs. that in the feed gas, and CO_2/O_2 selectivity of the PIM gas selection layer in the O_2 -tolerant hybrid induced electrodes. (a–e) Reproduced with permission.⁴⁵ Copyright 2024, Springer. (f–h) Reproduced with permission.⁴¹ Copyright 2019, Elsevier.

3.2 Selective CO_2 adsorption

Enhancing the selective CO_2 adsorption on the catalysts by the design of specific morphological structures and surface coating/modification is another effective strategy to gain high-efficiency CO_2RR products in flue gas.

3.2.1 Specific morphological structure. Designing catalysts with specific morphological structures, like microporous architectures with the ability to capture CO_2 , is able to promote the CO_2 selective adsorption and reduction. Zhao *et al.*⁴⁶ prepared Bi-HHTP with a microporous conductive Bi-based metal-organic framework (Fig. 4), which only showed slightly lower FE_{HCOOH} values in a dilute CO_2 (15 vol%, $\text{CO}_2/\text{N}_2/\text{O}_2 =$

15 : 80 : 5, v/v/v) as the feedstock. Specifically, the FE_{HCOOH} still approached 90% with a current density of 71 mA cm^{-2} at a cell voltage of 2.6 V. It means that the oxygen concentration has a minor effect on the CO_2RR process. The open Bi sites and hydroxyl groups are exposed on the pore surface, playing a role as CO_2 capture and conversion sites. DFT calculations showed that the relatively moderate binding strength of $^*\text{OCHO}$ on Bi-HHTP made it favorable for further hydrogenation, thus achieving higher CO_2 -to- HCOOH selectivity.

3.2.2 Surface coating/modification. Surface coating or modification with alkalic groups can introduce strong chemical affinity to CO_2 , a Lewis acid, that realizes selective CO_2 adsorption. For example, Cao *et al.*⁴⁷ proposed a polyaniline

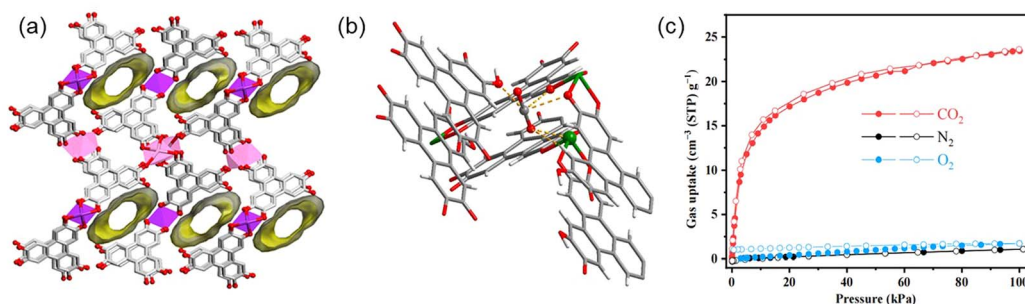


Fig. 4 (a) 3D π - π stacking structure of Bi-HHTP with 1D pores along the b -axis direction. (b) The adsorption site for the CO_2 molecule in Bi-HHTP. (c) CO_2 , N_2 and O_2 adsorption (solid) and desorption (open) isotherms of Bi-HHTP measured at 298 K, respectively. Reproduced with permission.⁴⁶ Copyright 2024, American Chemical Society.



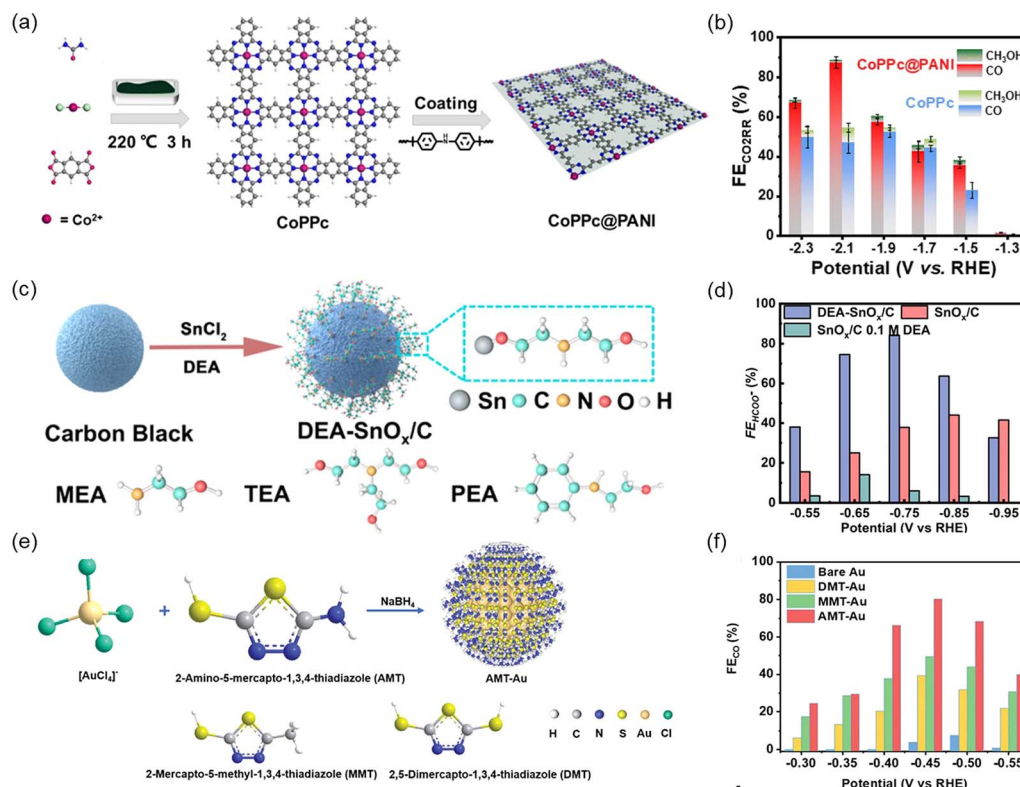


Fig. 5 (a) Schematic illustration of the CoPPc and CoPPc@PANI synthesis. (b) CO₂RR performance between CoPPc@PANI and CoPPc in 5% O₂ and 95% CO₂ feed gas. (c) Fabrication of DEA-SnO_x/C and structures of alkanolamines. (d) FE_{HCOO⁻} in 0.5 M KHCO₃ electrolyte under simulated flue gas. (e) Scheme of organic ligand modified Au NPs and the structure of organic ligands. (f) FE_{CO} of AMT-Au with pumping simulated flue gas saturated electrolyte in the cathode. (a and b) Reproduced with permission.⁴⁷ Copyright 2024, The Royal Society of Chemistry. (c and d) Reproduced with permission.⁴⁸ Copyright 2021, American Chemical Society. (e and f) Reproduced with permission.⁴⁹ Copyright 2024, Wiley-VCH.

(PANI) coating strategy to achieve highly efficient CO₂RR performance using flue gas in acidic media (Fig. 5a and b). The unique imine groups on PANI can selectively adsorb CO₂ molecules and filter out O₂ molecules near the active Co–N₄ site in the conjugated cobalt polyphthalocyanine framework (CoPPc). Specifically, the acidic CO₂ molecules chemically interact with PANI, allowing faster CO₂ transfer during electrocatalysis compared with CoPPc. Therefore, CoPPc@PANI exhibits a high FE_{CO} of up to 87.4% and an industry-level j_{CO} of -270 mA cm^{-2} at -2.1 V vs. RHE under 95% CO₂ + 5% O₂ feed gas in an acidic electrolyte. Similarly, Cheng *et al.*⁴⁸ grafted alkanolamines on a tin oxide surface and the surface grafted alkanolamines could selectively enrich CO₂. Therefore, the ORR was inhibited and the reaction intermediates under an aerobic environment were stabilized. A diethanolamine (DEA) modified tin oxide catalyst (DEA-SnO_x/C) (Fig. 5c and d) showed a maximum FE_{HCOO⁻} of 84.2% at -0.75 V vs. RHE with a $j_{HCOO^{-}}}$ of 6.7 mA cm^{-2} in 0.5 M KHCO₃ under simulated flue gas. Another redox-active molecule, 2-amino-5-mercapto-1,3,4-thiadiazole (AMT), was used to functionalize gold nanoparticles (Fig. 5e and f) for CO₂ enrichment by Kang's group recently.⁴⁹ The AMT ligand captured CO₂ with strong interaction in the reduced state, but could not capture O₂. Therefore, the ORR was suppressed. The AMT-Au achieved a maximum FE_{CO} of 80.2% at -0.45 V vs. RHE in an H-type cell, and 66.0% at

a voltage of 2.7 V in a full cell, respectively, with simulated flue gas (15% CO₂, 4% O₂, balanced with N₂). Recently, Sun *et al.*⁵⁰ achieved fast, selective CO electrocatalysis directly fed with simulated oxygen-containing flue gas (95% CO₂ + 5% O₂) over the amine-confined Ag catalysts in a flow cell configuration. A FE_{CO} of 84.2% with a j_{CO} of 333.7 mA cm^{-2} was realized by using dimethylamine-modified Ag because amine modification could not only mediate CO₂ adsorption and *COOH intermediate formation but also block the *OOH intermediate pathway in the side reaction of oxygen reduction.

Modification of the pores with strong CO₂ affinity molecules, like amines, can effectively enrich CO₂ and eliminate the influence of O₂. Li *et al.*⁵¹ reported O₂-tolerant catalytic electrodes for CO₂RR by introducing guest aniline molecules into the pores of a PIM layer (Fig. 6). The chemical interaction between the acidic CO₂ molecule and the basic amino group of aniline could selectively capture CO₂, which enhanced CO₂ separation and improved CO₂RR selectivity. The PIM/aniline hybrid electrode achieved a FE_{CO} of 71% with 10% O₂ in the CO₂ feed gas. Infrared spectroscopy measurements validly indicated that CO₂ was likely to be adsorbed by aniline *via* the chemical interaction between the acidic CO₂ and the basic amino group of aniline.

Based on these discussions, local CO₂ enrichment could be realized by introducing functional groups with alkali that can



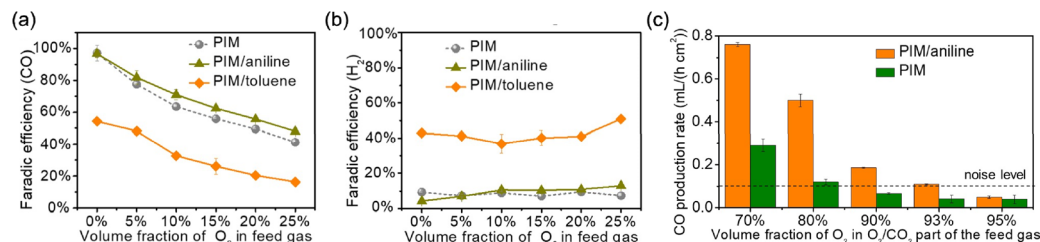


Fig. 6 (a) FE_{CO} and (b) FE_{H2} for PIM, PIM/aniline and PIM/toluene cathodes operating with CO₂/O₂ feed gas containing different O₂ percentages. (c) CO production rate vs. volume fraction of O₂ in the O₂/CO₂ part of the feed gas with PIM or PIM/aniline as the CO₂/O₂ selection layer. Reproduced with permission.⁵¹ Copyright 2020, Wiley-VCH.

selectively adsorb CO₂ molecules, or filter the O₂ based on the molecular size, which can enhance the selective reduction of CO₂RR in flue gas.

3.3 Direct selective CO₂RR

Selective CO₂RR in flue gas by designing electrocatalysts with specific electronic structures or optimized electrolyte compositions shall obtain highly selective O₂-tolerant CO₂RR.

3.3.1 Special electronic structure construction. Designing surface active sites with special electronic structures contributes to high CO₂RR performances in the presence of O₂. Recently, an O₂-containing-species coordination strategy to boost CO₂RR in the presence of O₂ was proposed by Cao *et al.*⁵² The 2D conjugated COF catalyst (NiPc-Salen(Co)₂-COF), which is composed of the Ni-phthalocyanine (NiPc) unit with Ni-N₄-O and the salen(Co)₂ moiety with binuclear Co-N₂O₂ sites, exhibited excellent high O₂-tolerant CO₂RR performance and achieved an outstanding FE_{CO} of 97.2% at -1.0 V vs. RHE and

a high j_{CO} of 40.3 mA cm⁻² at -1.1 V vs. RHE in the presence of 0.5% O₂. The combined ATR-IR and DFT calculations demonstrated that the *OOH of ORR played a significant role in activating CO₂ by enhancing the charge polarization effect, which decreased the free energy of CO₂ activation and boosted the CO₂RR.

3.3.2 Electrolyte optimization. Regulating the electrode/electrolyte interface by choosing an appropriate electrolyte is another key to enhance CO₂RR directly. Acidic media for CO₂RR achieve high carbon utilization efficiency, high overall energy utilization rate, and low carbonate formation, making them a compelling choice for industrial applications.⁵³ Recently, Wang *et al.* reported that acidic electrolytes have been found to significantly suppress ORR on Cu, enabling generation of multicarbon products from simulated flue gas. By using a Cu composite and carbon supported single-atom Ni as tandem electrocatalysts (Cu PTEE/Ni-N₄), the Cu PTEE/Ni-N₄ achieved a multicarbon FE of 46.5% at 200 mA cm⁻² in acidic electrolyte,

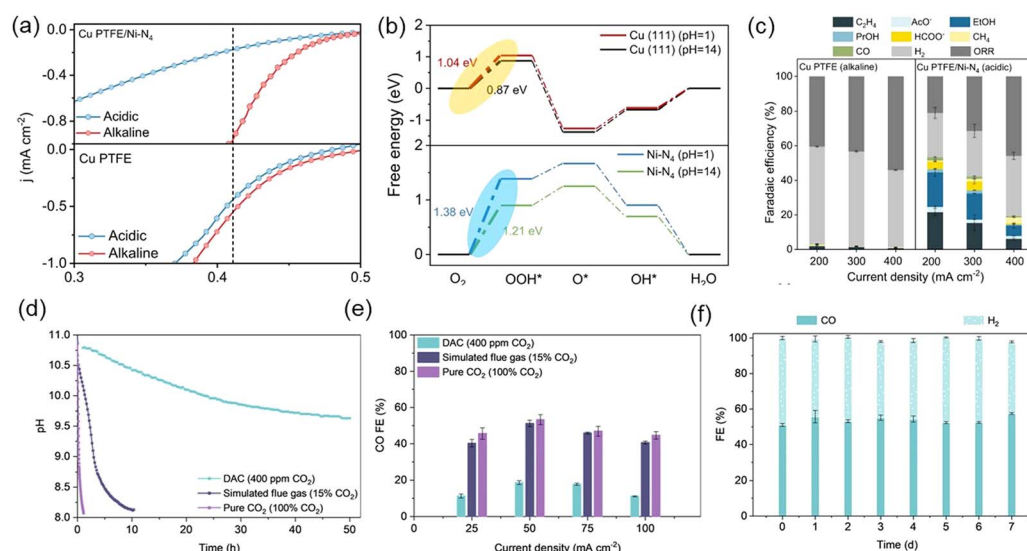


Fig. 7 (a) LSV curves in pure O₂ saturated acidic and alkaline electrolytes. (b) Free energy diagrams of ORR on Ni-N₄ and Cu PTEE at 1.23 V vs. SHE. (c) Product FE for Cu PTEE in 1 M KOH and Cu PTEE/Ni-N₄ in 0.05 M H₂SO₄ + 1.5 M Cs₂SO₄ under different current densities. (d) pH of a 2 M K-GLY with 0.1 M KH₂PO₄ capture solution over time while capturing CO₂ from the atmosphere (400 ppm), CO₂ from a simulated flue gas (15%), and pure CO₂ (100%). (e) FE towards CO using the post-capture solutions of the capture processes in (d). (f) FE towards CO and H₂ of a newly assembled electrolyzer while continuously operating at 50 mA cm⁻² and exposing the same capture solution to 100 sccm of air for 7 days. (a–c) Reproduced with permission.⁵⁴ Copyright 2024, Springer. (d–f) Reproduced with permission.⁵⁵ Copyright 2024, Springer.

which was ~ 20 times higher than that of bare Cu under alkaline conditions, enabling O_2 -tolerant production of C_{2+} products in simulated flue gas.⁵⁴ DFT simulations suggested increases in the free energy change of the rate-determining step for the ORR on Cu and Ni- N_4 tandem sites in acidic media suppressing the ORR (Fig. 7a–c). Additives in the solution can interact with CO_2 molecules, therefore promoting CO_2 enrichment. When using amino acid salts (AAS) as additives, the amino groups can effectively adsorb CO_2 and promote selective CO_2 RR. Xiao *et al.*⁵⁵ developed a reactive capture strategy using AAS as additives to potassium glycinate capture solution. A maximum FE_{CO} of 19% for direct air capture experiments and a maximum FE_{CO} of 51% for the simulated flue gas experiment were achieved. The CO selectivities for the simulated flue gas and pure CO_2 feed were comparable, demonstrating feasibility of reactive capture with dilute CO_2 inputs when using AAS as the capture solutions (Fig. 7d–f).

4 Summary and outlook

4.1 Summary

Direct CO_2 electroreduction using flue gas (typically containing 3–20% CO_2 and 3–5% O_2) offers a promising route to decarbonize industrial emissions by bypassing energy-intensive capture and purification steps. While strategies like O_2 passivation, selective CO_2 adsorption, and direct CO_2 -selective catalysis have advanced aerobic CO_2 RR, current research often lacks synthesis of cross-cutting design principles and industrial-relevant performance benchmarks. To bridge this gap, we emphasize two critical directions for practical implementation:

1. Breaking laboratory limits requires targeting the following thresholds. The activity, selectivity and stability parameters of CO_2 RR are basic prerequisites for its commercial application. Industrial electrolyzers demand over 200 mA cm^{-2} for current density. In addition, the FE should be higher than 85% with at least 200-hour durability under 5% O_2 coexistence.

2. Multi-impurity tolerance: beyond oxygen challenges. Current research only focuses on a single impurity gas, but the actual situation will be more complex. Different impurity gases, such as SO_2 and NO_2 , have varying effects on the system. In addition, smoke may also carry some solid small particles (such as SiO_2 , Fe_2O_3 , Al_2O_3 , CaO , MgO), which may cause side reactions and even lead to the coverage of catalytically active sites. Integrated gas–solid separation could remove most particulates by pre-filtration and preventing active-site coverage.

4.2 Outlook

Despite the effort that has been made in CO_2 RR under an aerobic environment, there are still many problems and challenges that need to be addressed for directly feeding with flue gas and applying the industrial-scale CO_2 RR.

- (i) The relationships among the electrocatalyst, electrolyte, and electrode should be studied. Typically, a more reliable reaction mechanism for effectively regulating the reaction shall be established. Current research on selective CO_2 RR remains in its early stages, with only a limited number of studies providing

detailed explorations of the underlying mechanisms. Advanced *in situ* characterization techniques and computational methods are also necessary and efficient to obtain more useful information to investigate the structural and physicochemical properties.

- (ii) The efficiency of O_2 -tolerant CO_2 RR is important to realize industrial-scale commercial application. The undesirable energy conversion efficiency caused by a high overpotential and low FE limits the near-future practical applications of CO_2 RR. Achieving industrial-scale applicability for CO_2/O_2 selective reduction is hindered by the challenge of achieving both high FE and j .^{56,57} These performance benchmarks are essential for large-scale applications, but still difficult to satisfy, limiting the potential of directly feeding with flue gas. Additionally, long term stability tests (time > 200 h, j > 200 mA cm^{-2}) shall be studied.

- (iii) More attention should be paid to study the selective CO_2 RR using low concentration CO_2 condition systems. For example, a typical exhaust gas generated by the combustion of fossil fuels has an O_2/CO_2 ratio of 20%, the coal-fired gas is always composed of 5% O_2 , 15% CO_2 , 77% N_2 and impurities, and the air contains 20% O_2 and 400 ppm CO_2 . Selective O_2/CO_2 reduction using air directly as feed gas can save the cost of CO_2 separation, which is attractive in the future. Therefore, developing electrocatalysts or reactors that can selectively separate and reduce CO_2 directly from CO_2 - O_2 mixed gas with various CO_2 contents is crucial.^{58–60}

- (iv) The economic viability of oxygen-tolerant electrocatalyst manufacturing at an industrial scale faces significant challenges, primarily dictated by process methodology selection. Critical cost drivers—including raw material inputs, post-processing requirements, and waste management—must be holistically optimized, where the choice of synthesis techniques fundamentally determines operational efficiency and environmental impact. For example, electrosynthesis may emerge as a strategic alternative to conventional routes from some aspects. As a direct electrochemical redox platform, it utilizes electricity (ideally sourced from wind/solar) rather than thermal activation, achieving >40% reduction in carbon emissions *versus* thermochemical pathways. Contamination mitigation *via* electrode engineering inherently prevents metal leaching. This eliminates downstream further purification demand.

- (v) Industrial-scale CO_2 electroreduction faces system-level challenges beyond catalyst design, necessitating integrated engineering solutions for upstream gas conditioning and downstream product separation. On the upstream side, flue gas containing 3–5% O_2 and particulate impurities competes with CO_2 for catalytically active sites. A multi-stage purification system such as ceramic microfiltration membranes achieves >99% removal efficiency for particulates to prevent catalyst abrasion. Applying a pressure of 3–5 bar elevates local CO_2 concentration >20%, thereby facilitating current densities that surpass the critical industrial benchmark of 200 mA cm^{-2} . On the downstream side, liquid fuels (*e.g.*, formic acid, ethanol) present significant technoeconomic hurdles, particularly due to their dilute nature ($<1\text{ mol L}^{-1}$) in electrolyte-laden catholyte streams (containing K^+/Na^+ species). These challenges manifest



in three primary dimensions: (1) mandatory ion removal through electrodialysis or reverse osmosis processes, which elevate operational expenditures by 30–50%; (2) energy-intensive multi-effect distillation requirements for product concentration, adding 40–60% to the energy balance; and (3) substantially inflated logistics costs combined with the need for additional purification steps to achieve industry-mandated specifications (>90% purity).

Overall, developing electrocatalysts with high CO₂RR ability in flue gas shall shed new light on the development of O₂-tolerant electrocatalysis systems that would facilitate efficient CO₂RR with high activity and selectivity in the presence of O₂. We believe that the CO₂/O₂ selective reduction shall offer new approaches to further improve efficiency and provide novel insights for directly operating CO₂RR under O₂-containing CO₂ feed gas.

Data availability

The sources of the data discussed are all references cited within the article.

Conflicts of interest

There are no conflicts to declare.

Acknowledgements

This work was supported by the Science and Technology Development Fund from Macau SAR (FDCT) (0111/2022/A2, 0050/2023RIB2, 0023/2023/AFJ, 0002/2024/TFP, and 0087/2024/AFJ) and Multi-Year Research Grants (MYRGGRG2023-00010-IAPME and MYRG-GRG2024-00038-IAPME) from Research & Development Office at the University of Macau.

References

- 1 S. L. Hou, J. Dong and B. Zhao, *Adv. Mater.*, 2020, **32**, 1806163.
- 2 C. Kim, F. Dionigi, V. Beermann, X. Wang, T. Möller and P. Strasser, *Adv. Mater.*, 2019, **31**, 1805617.
- 3 Z. Guo, G. Chen, C. Cometto, B. Ma, H. Zhao, T. Groizard, L. Chen, H. Fan, W.-L. Man and S.-M. Yiu, *Nat. Catal.*, 2019, **2**, 801–808.
- 4 B. M. Tackett, E. Gomez and J. G. Chen, *Nat. Catal.*, 2019, **2**, 381–386.
- 5 Y. Zhang, J. Zhao and S. Lin, *Chin. J. Struct. Chem.*, 2024, **43**, 100415.
- 6 Y. X. Xiao, J. Ying, J. B. Chen, X. Yang, G. Tian, J. H. Li, C. Janiak and X. Y. Yang, *Adv. Funct. Mater.*, 2024, **35**, 2418264.
- 7 R. M. Rodrigues, X. Guan, J. A. Iñiguez, D. A. Estabrook, J. O. Chapman, S. Huang, E. M. Sletten and C. Liu, *Nat. Catal.*, 2019, **2**, 407–414.
- 8 H. Chen, F. Dong and S. D. Minteer, *Nat. Catal.*, 2020, **3**, 225–244.
- 9 C. Li, T. Wang, B. Liu, M. Chen, A. Li, G. Zhang, M. Du, H. Wang, S. F. Liu and J. Gong, *Energy Environ. Sci.*, 2019, **12**, 923–928.
- 10 S. Chen, H. Wang, Z. Kang, S. Jin, X. Zhang, X. Zheng, Z. Qi, J. Zhu, B. Pan and Y. Xie, *Nat. Commun.*, 2019, **10**, 788.
- 11 J. E. Huang, F. Li, A. Ozden, A. Sedighian Rasouli, F. P. García de Arquer, S. Liu, S. Zhang, M. Luo, X. Wang and Y. Lum, *Science*, 2021, **372**, 1074–1078.
- 12 J. Feng, J. Li, L. Qiao, D. Liu, P. Zhou, J. Ni and H. Pan, *Appl. Catal., B*, 2023, **330**, 122665.
- 13 J. Feng, C. Liu, L. Qiao, K. An, S. Lin, W. F. Ip and H. Pan, *Adv. Sci.*, 2024, **11**, 2407019.
- 14 J. Feng, J. Ni and H. Pan, *J. Mater. Chem. A*, 2021, **9**, 10546–10561.
- 15 J. Zhao and S. Lin, *J. Colloid Interface Sci.*, 2025, **680**, 257–264.
- 16 S. Verma, S. Lu and P. J. A. Kenis, *Nat. Energy*, 2019, **4**, 466–474.
- 17 D. Gao, R. M. Arán-Ais, H. S. Jeon and B. Roldan Cuenya, *Nat. Catal.*, 2019, **2**, 198–210.
- 18 S. Rasul, A. Pugniant, H. Xiang, J. M. Fontmorin and E. H. Yu, *J. CO₂ Util.*, 2019, **32**, 1–10.
- 19 J. Li, G. Chen, Y. Zhu, Z. Liang, A. Pei, C.-L. Wu, H. Wang, H. R. Lee, K. Liu, S. Chu and Y. Cui, *Nat. Catal.*, 2018, **1**, 592–600.
- 20 M. Liu, Y. Pang, B. Zhang, P. De Luna, O. Voznyy, J. Xu, X. Zheng, C. T. Dinh, F. Fan, C. Cao, F. P. de Arquer, T. S. Safaei, A. Mepham, A. Klinkova, E. Kumacheva, T. Filleter, D. Sinton, S. O. Kelley and E. H. Sargent, *Nature*, 2016, **537**, 382–386.
- 21 Q. Lu, J. Rosen, Y. Zhou, G. S. Hutchings, Y. C. Kimmel, J. G. G. Chen and F. Jiao, *Nat. Commun.*, 2014, **5**, 3242.
- 22 A. Sedighian Rasouli, X. Wang, J. Wicks, G. Lee, T. Peng, F. Li, C. McCallum, C.-T. Dinh, A. H. Ip and D. Sinton, *ACS Sustainable Chem. Eng.*, 2020, **8**, 14668–14673.
- 23 Y. Chen, J. Zhao, X. Pan, L. Li, Z. Yu, X. Wang, T. Ma, S. Lin and J. Lin, *Angew Chem. Int. Ed. Engl.*, 2024, **63**, e202411543.
- 24 Y. Xiao, D. Liu, J. Yang, J. Feng, W. Gu, L. Qiao, W. F. Ip and H. Pan, *Nano Lett.*, 2025, **25**, 6548–6555.
- 25 R. F. Service, *Science*, 2016, **354**, 1362–1363.
- 26 S. Ren, D. Joulié, D. Salvatore, K. Torbensen, M. Wang, M. Robert and C. P. Berlinguette, *Science*, 2019, **365**, 367–369.
- 27 D. J. D. Pimlott, A. Jewlal, Y. Kim and C. P. Berlinguette, *J. Am. Chem. Soc.*, 2023, **145**, 25933–25937.
- 28 S. Xie, C. Deng, Q. Huang, C. Zhang, C. Chen, J. Zhao and H. Sheng, *Angew Chem. Int. Ed. Engl.*, 2023, **62**, e202216717.
- 29 S. Van Daele, L. Hintjens, S. Hoekx, B. Böhlen, S. Neukermans, N. Daems, J. Hereijgers and T. Breugelmans, *Appl. Catal., B*, 2024, **341**, 123345.
- 30 D. Tian, Q. Wang, Z. Qu and H. Zhang, *Nano Energy*, 2025, **134**, 110563.
- 31 K. Williams, N. Corbin, J. Zeng, N. Lazouski, D.-T. Yang and K. Manthiram, *Sustainable Energy Fuels*, 2019, **3**, 1225–1232.
- 32 T. Al-Attas, S. K. Nabil, A. S. Zeraati, H. S. Shiran, T. Alkayali, M. Zargartalebi, T. Tran, N. N. Marei, M. A. Al Bari, H. Lin, S. Roy, P. M. Ajayan, D. Sinton, G. Shimizu and M. G. Kibria, *ACS Energy Lett.*, 2022, **8**, 107–115.



- 33 X. Wen, D. Gao and G. Wang, *ChemSusChem*, 2025, **18**, e202402438.
- 34 J. J. Li, X. R. Qin, X. R. Wang, L. L. Wang, Z. Y. Yu and T. B. Lu, *ACS Nano*, 2025, **19**, 10620–10629.
- 35 L. Więclaw-Solny, A. Tatarczuk, M. Stec and A. Krótki, *Energy Procedia*, 2014, **63**, 6318–6322.
- 36 A. A. Basfar, O. I. Fageeha, N. Kunnummal, S. Al-Ghamdi, A. G. Chmielewski, J. Licki, A. Pawelec, B. Tymiński and Z. Zimek, *Fuel*, 2008, **87**, 1446–1452.
- 37 M. C. Trachtenberg, D. A. Smith, R. M. Cowan and X. Wang, *Flue Gas CO₂ Capture by Means of a Biomimetic Facilitated Transport Membrane*, American Institute of Chemical Engineers, 2007.
- 38 G. V. Last and M. T. Schmick, *Environ. Earth Sci.*, 2015, **74**, 1189–1198.
- 39 S. Mondal and S. C. Peter, *Adv. Mater.*, 2024, **36**, 2407124.
- 40 Y. Zhou, K. Wang, S. Zheng, X. Cheng, Y. He, W. Qin, X. Zhang, H. Chang, N. Zhong and X. He, *Chem. Eng. J.*, 2024, **486**, 150169.
- 41 X. Lu, Z. Jiang, X. Yuan, Y. Wu, R. Malpass-Evans, Y. Zhong, Y. Liang, N. B. McKeown and H. Wang, *Sci. Bull.*, 2019, **64**, 1890–1895.
- 42 C. Wilke and P. Chang, *AIChE J.*, 1955, **1**, 264–270.
- 43 D. Shou, J. Fan, M. Mei and F. Ding, *Microfluid. Nanofluid.*, 2014, **16**, 381–389.
- 44 Y. Xu, J. P. Edwards, J. Zhong, C. P. O'Brien, C. M. Gabardo, C. McCallum, J. Li, C.-T. Dinh, E. H. Sargent and D. Sinton, *Energy Environ. Sci.*, 2020, **13**, 554–561.
- 45 H. J. Zhu, D. H. Si, H. Guo, Z. Chen, R. Cao and Y. B. Huang, *Nat. Commun.*, 2024, **15**, 1479.
- 46 Z. H. Zhao, J. R. Huang, D. S. Huang, H. L. Zhu, P. Q. Liao and X. M. Chen, *J. Am. Chem. Soc.*, 2024, **146**, 14349–14356.
- 47 L.-Y. Liu, Q. Wu, H. Guo, L. Han, S. Gao, R. Cao and Y.-B. Huang, *J. Mater. Chem. A*, 2024, **12**, 9486–9493.
- 48 Y. Cheng, J. Hou and P. Kang, *ACS Energy Lett.*, 2021, **6**, 3352–3358.
- 49 T. Yan, S. Liu, Z. Liu, J. Sun and P. Kang, *Adv. Funct. Mater.*, 2024, **34**, 2311733.
- 50 J. W. Sun, T. Yu, H. Wu, M. Zhu, A. Chen, C. Lian, H. G. Yang and P. F. Liu, *Chem Catal.*, 2024, **4**, 100923.
- 51 P. Li, X. Lu, Z. Wu, Y. Wu, R. Malpass-Evans, N. B. McKeown, X. Sun and H. Wang, *Angew Chem. Int. Ed. Engl.*, 2020, **59**, 10918–10923.
- 52 H. Guo, D. H. Si, H. J. Zhu, Z. A. Chen, R. Cao and Y. B. Huang, *Angew Chem. Int. Ed. Engl.*, 2024, **63**, e202319472.
- 53 R. Zhang, H. Wang, Y. Ji, Q. Jiang, T. Zheng and C. Xia, *Sci. China: Chem.*, 2023, **66**, 3426–3442.
- 54 M. Wang, B. Wang, J. Zhang, S. Xi, N. Ling, Z. Mi, Q. Yang, M. Zhang, W. R. Leow, J. Zhang and Y. Lum, *Nat. Commun.*, 2024, **15**, 1218.
- 55 Y. C. Xiao, S. S. Sun, Y. Zhao, R. K. Miao, M. Fan, G. Lee, Y. Chen, C. M. Gabardo, Y. Yu, C. Qiu, Z. Guo, X. Wang, P. Papangelakis, J. E. Huang, F. Li, C. P. O'Brien, J. Kim, K. Han, P. J. Corbett, J. Y. Howe, E. H. Sargent and D. Sinton, *Nat. Commun.*, 2024, **15**, 7849.
- 56 T. Burdyny and W. A. Smith, *Energy Environ. Sci.*, 2019, **12**, 1442–1453.
- 57 D. Wu, F. Jiao and Q. Lu, *ACS Catal.*, 2022, **12**, 12993–13020.
- 58 A. Elgazzar, P. Zhu, F.-Y. Chen, S. Hao, T.-U. Wi, C. Qiu, V. Okatenko and H. Wang, *ACS Energy Lett.*, 2024, 450–458.
- 59 A. Prajapati, R. Sartape, M. T. Galante, J. Xie, S. L. Leung, I. Bessa, M. H. S. Andrade, R. T. Somich, M. V. Rebouças, G. T. Hutras, N. Diniz and M. R. Singh, *Energy Environ. Sci.*, 2022, **15**, 5105–5117.
- 60 B.-U. Choi, Y. C. Tan, H. Song, K. B. Lee and J. Oh, *ACS Sustain. Chem. Eng.*, 2021, **9**, 2348–2357.

