


 Cite this: *RSC Adv.*, 2024, 14, 35227

Phenylsulfonate as a photolabile group for intramolecular carbon–carbon cross-coupling reactions†

 Simon Plaize and Jean-François Morin *

Efficient cyclization reactions play a pivotal role in the synthesis of extended polycyclic aromatic hydrocarbons (PAHs) and graphene nanoribbons. Although efficient reactions have been developed, a simple yet versatile method that is compatible with most functional groups is still lacking. Herein, we report the use of phenylsulfonates as a photolabile group to generate aryl radicals that undergo a radical cyclization reaction to produce triphenylene derivatives. The phenylsulfonate group proves to be a highly adaptable and robust photolabile group, and compatible with Suzuki cross-coupling conditions. Kinetic and optimization experiments have been conducted, shedding light on the potential of this reaction as a versatile tool for the synthesis of PAHs.

Received 12th September 2024

Accepted 31st October 2024

DOI: 10.1039/d4ra06592a

rsc.li/rsc-advances

The synthetic methodologies employed for the preparation of polycyclic aromatic hydrocarbons (PAHs) and graphene nanoribbons (GNRs) involve the synthesis of a phenyl-rich precursor, followed by multiple intramolecular C–C cross-coupling reactions.^{1–4} The oxidative dehydrogenation reaction, commonly known as the Scholl reaction, is the primary method used for the latter.⁵ This reaction requires an excess of oxidant such as iron(III) chloride, aluminum(III) chloride and DDQ,^{5–10} which can be incompatible with several chemical functions.^{5,11,12} Moreover, the Scholl reaction often leads to rearrangement, oligomerization and halogenation, making it unsuitable for the synthesis of several structures.^{13–18}

Recently, our research group revisited and optimized the photochemical cyclodehydrochlorination (CDHC) for the synthesis of PAHs and GNRs.^{18–20} While this reaction offers numerous advantages that we exploited for producing a variety of PAHs and GNRs,^{1,18–20} it exhibits significant drawbacks, some of which are intrinsic and related to the reaction mechanism under irradiation.²¹ Among others, the need for anchimeric assistance by a freely rotating neighboring aryl and the relatively high energy required for the homolysis of the C–Cl bond cause significant limitations for the use of this reaction.

To overcome these issues, the substitution of the chlorine atom with a photocleavable group capable of cleanly generating either a phenyl radical or a cation intermediate, which would subsequently undergo an intramolecular S_{RN}1 or S_N1 reaction, has been explored. In this context, photochemical methods

utilizing triazene^{22–24} and arylazo sulfone²⁵ have been developed. While elegant, the preparation of both triazene and azosulfone moieties necessitates the use of sensitive diazonium intermediates, which is a significant disadvantage for introducing multiple functionalities on a single aryl, as often required for the synthesis of large PAHs.

Another photocleavable group that has been used to generate aryl radicals is the phenylsulfonate.²⁶ The photolysis mechanism proposed by Scaiano and coworkers involves the generation of the phenoxy radical, leading to the extrusion of SO₂ and the subsequent generation of the aryl radical (Fig. 1, left pathway). More recently, Fagnoni and coworkers explored the use of aryl sulfonates to generate triplet aryl cations, through the photoheterolysis of the Ar–OS bond, that can undergo a coupling reaction with different π nucleophiles (Fig. 1, right pathway).²⁷ Reactions with monosubstituted alkenes²⁸ and various substituted phenyl moieties²⁹ have been

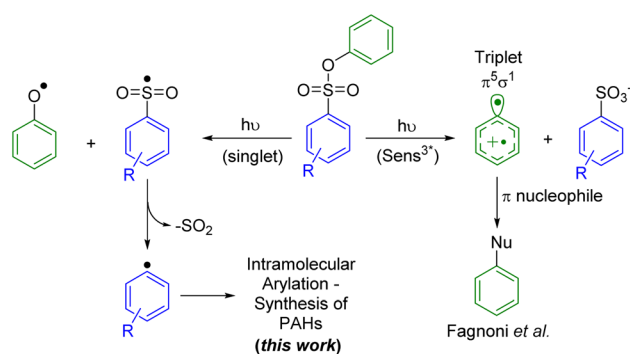


Fig. 1 Mechanistic pathways for the photocleavage of the phenylsulfonate moiety.

Département de Chimie and Centre de Recherche sur les Matériaux Avancés (CERMA), Université Laval, 1045 Ave de La Médecine, Québec, G1V 0A6, Canada. E-mail: jean-francois.morin@chm.ulaval.ca

† Electronic supplementary information (ESI) available. See DOI: <https://doi.org/10.1039/d4ra06592a>

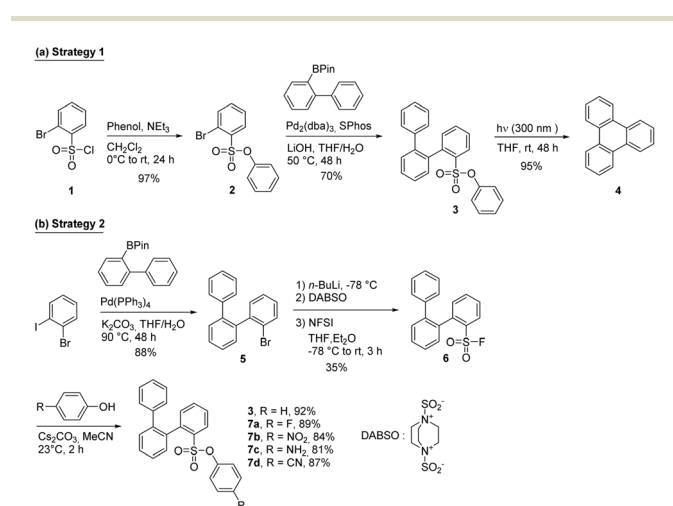


reported with relative success. In most cases, the yields are limited by a competing mechanism that involved the homolytic cleavage of the ArO–S bond. Fagnoni and coworkers hypothesized that the later mechanism is largely preferred as the ArO–S bond cleavage proceeds from the singlet excited state (fast process) while the mechanism yielding to the cleavage of the Ar–OS bond requires intersystem crossing (ISC) to the triplet state (slow process). Despite the predominance of the former mechanism, the photochemical homolytic cleavage of the ArO–S has been underexploited for the generation of aryl radicals, which is an increasingly demanded intermediate for carbon–carbon cross-coupling reactions.³⁰

Herein, we report the use of phenylsulfonate as a photocleavable group to generate aryl radicals that further engaged in an intramolecular radical cyclization to afford various triphenylene derivatives. Reaction parameters, including the concentration, the solvent and the nature of the functional group added on the phenolic part of the phenylsulfonate have been studied. Experiments conducted using triplet quenchers suggested that this reaction proceed through the triplet state.

Results and discussion

To study the efficiency of the phenylsulfonate moiety as a photocleavable group for the synthesis of PAHs, a simple *o*-terphenyl derivative (compound **3**, strategy 1, Scheme 1) was prepared. Starting from the commercially available compound **1**, the phenylsulfonate group was formed using a standard condensation reaction with phenol in the presence of a base to provide compound **2** in excellent yield. This compound was engaged in a Suzuki cross-coupling reaction with 2-(biphenyl-2-yl)-4,4,5,5-tetramethyl-1,3,2-dioxaborolane to produce compound **3** in 70% yield. The later reaction demonstrates the compatibility of the phenylsulfonate group with Suzuki–Miyaura reaction conditions, which is crucial for the use of this functional group in the synthesis of larger, more complex PAHs and GNRS.



Scheme 1 (a) Synthetic pathway for the preparation of triphenylene from chlorosulfonyl derivatives and (b) an alternative strategy involving the preparation of fluorosulfonyl derivatives as precursors.

Despite the success of this synthetic pathway, we decided to explore a different strategy in which the phenylsulfonate group is introduced after the Suzuki–Miyaura coupling. This approach allows to eventually overcome the steric hindrance caused by the phenylsulfonate group (strategy 2, Scheme 1). The *o*-terphenyl was first prepared using a selective Suzuki–Miyaura coupling between 2-iodobromobenzene and 2-(biphenyl-2-yl)-4,4,5,5-tetramethyl-1,3,2-dioxaborolane to give compound **4** in 88% yield. Then, a fluorosulfonyl group was introduced in 35% yield using the modified method developed by Willis and coworkers.³¹ Finally, condensations with different substituted phenol derivatives were achieved in good to excellent yield. Phenol substitution in *para* position with either electron-donating (NH₂) or electron-withdrawing (F, NO₂ and CN) group allows for a modification of the electronic properties of the phenylsulfonate group, which can influence its reactivity towards irradiation with UV light (*vide infra*).

With different *o*-terphenyl derivatives in hands, attempts at preparing triphenylene **4** through UV irradiation have been made. As the reference set of conditions, the unsubstituted compound **3** was irradiated at 300 nm in degassed THF. Surprisingly, compound **3** was totally consumed after 48 hours, leading to the formation of the cyclized product (triphenylene **4**) in 95% yield (Scheme 1). Then, an investigation was undertaken to identify the optimal solvent and concentration for the cyclization reaction. The concentration of the reagent is a critical factor in photochemistry as low concentrations reduce the solution absorption. As depicted in Fig. 2a, a direct correlation was observed between concentration and reaction rate, with lower concentrations resulting in faster conversions. In fact, fast conversion was observed at 10^{−3} M and further dilution did not improve the reaction rate. Increasing the concentration to 5 × 10^{−3} M resulted in only a marginal decrease in the reaction rate, whereas doubling that concentration to 1.0 × 10^{−2} M led to a substantial decrease. For practical reasons, further reactions were carried out at a concentration of 5 × 10^{−3} M.

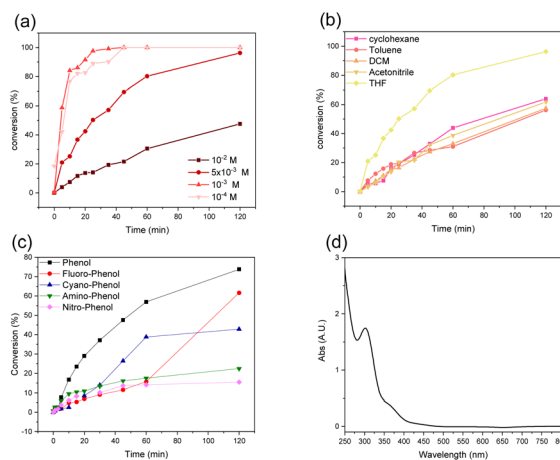


Fig. 2 (a) Photolysis of **3** in different concentrations in THF. (b) Photolysis of **3** in different solvents at a constant concentration (5 × 10^{−3} M). (c) Photolysis of different substrates (Scheme 1) in THF. (d) UV-vis spectrum of **3** in THF. All these experiments have been conducted at 300 nm.



The effect of the solvent was studied, and the results are reported in Fig. 2b. Interestingly, acetonitrile, dichloromethane, toluene and cyclohexane yielded almost the same reaction rate. Moreover, none of these solvents allowed for a total conversion of compound **3**, even after 48 hours of irradiation. Fortunately, THF prove to be way more efficient, both in terms of reaction rate and conversion, the latter being almost complete after 120 minutes.

Next, the reaction rates for the formation of triphenylene from substrates with various functional groups attached to the phenolic part were examined in THF under irradiation at 300 nm for 2 hours. The results are presented in Fig. 2c. Unsubstituted phenol derivative **3** underwent the fastest conversion to form compound **4**. Unexpectedly, both the electron-donating (NH_2 , **7c**) and electron-withdrawing (F, NO_2 , CN, **7a**, **7b** and **7d**, respectively) groups led to a significant decrease of the reaction rate, the $-\text{NH}_2$ and $-\text{CN}$ group giving the worst result with a negligible amount of compound **4** produced after 2 hours. It is noteworthy that other parameters such as the molar extinction coefficient and the intersystem crossing (ISC) rate might be influenced by the functionalization of the phenylsulfonate group, changing its photochemical behaviour.

To broaden the scope of the reaction, the formation of a 5-membered ring to form fluoranthene **9** was attempted (Scheme 2). Following a 96 hours photolysis at 300 nm in THF, two distinct reaction products were observed: the desired fluoranthene **9** and 1-phenylnaphthalene **10**, resulting from the desulfonated product, in a ratio of 1 : 4 (GC result, 10% yield). This result is consistent with reported radical ring closure experiments using halogens (Br and I) as photolabile groups, suggesting that the phenylsulfonate group indeed generates aryl radical upon irradiation with UV light as shown in Fig. 1 (singlet pathway).³²

To gain better insight into the reaction mechanism, a triplet sensitization experiment was conducted using thioxanthone. Two solutions of compound **3** in THF at 5×10^{-3} M, one without a triplet sensitizer and the other with 20% molar of thioxanthone, were irradiated at 365 nm in THF for 48 hours. Interestingly, the reaction mixture containing the thioxanthone yielded complete conversion of compound **3** within 48 hours while the one without produced only traces amount of compound **4**. This result indicates that the photochemical decomposition of phenylsulfonyl to form the aryl radical proceeds through the triplet state, contradicting the initial hypothesis stating that the generation of aryl radicals through the homolysis of the phenylsulfonate group goes through a singlet state as shown in Fig. 1. To confirm this result, a triplet

quenching experiment was performed using triethylamine and DABCO as quenchers to validate this result.³³ Interestingly, these experiments showed that the photocyclization is *ca.* four times slower for both quenchers compared to the same reaction conducted without a quencher (see ESI† section for the experimental details). These results support the hypothesis of a triplet-mediated pathway for the fragmentation of phenylsulfonate to generate an aryl radical.

In earlier work, Scaiano²⁶ and Protti³⁴ independently showed that the photolysis of phenylsulfonate produced three distinct radicals. Thus, attempts at trapping these radicals using TEMPO were made in various conditions. Interestingly, none of these radicals were either trapped by TEMPO (20 eq.) or led to the formation of a photo-Fries product, commonly observed for similar substrates.²⁷ In addition, the mechanism proposed by Scaiano²⁶ involved the homolysis of the ArS–O bond first to form a phenoxy radical, followed by the extrusion of SO_2 . Despite all our attempts, phenol was never isolated or detected by HRMS or NMR, but unidentified peaks can be observed in the NMR spectrum of the crude mixture (see the ESI† section). This result suggests that phenol might be engaged in side reactions that do not involve the desired cyclized product.

Conclusion

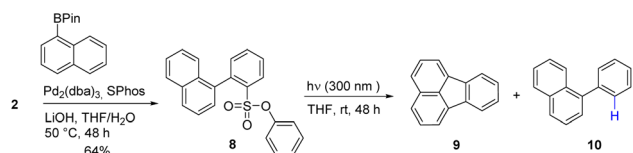
In conclusion, we have successfully developed a novel intramolecular photochemical cyclization reaction utilizing the phenylsulfonate group as an aryl radical precursor to prepare PAH derivatives. In contrast to other reports, this study suggests that both direct and triplet-sensitized irradiation of aryl bearing a phenylsulfonate group lead to the formation of an aryl radical. The possibility of using a triplet sensitizer to generate an aryl radical is a major advantage since low energy visible light can be used instead of high energy UV irradiation. The phenylsulfonate group demonstrated robustness, modularity and versatility, making it a good alternative to known photocleavable groups for aryl radical generation. Future work will focus on incorporating the phenylsulfonate group into more complex structures to explore the potential of multicyclization reactions in collaboration with photocatalysts.

Data availability

The data that support the findings of this study are available from the corresponding author, Prof. Jean-François Morin (jean-francois.morin@chm.ulaval.ca), upon reasonable request.

Author contributions

S. P.: conceptualization (equal), investigation (lead), methodology (lead), data curation (lead), validation (lead), formal analysis (lead), writing original draft, review, and editing (lead). J.-F. M.: conceptualization (equal), investigation, methodology, project administration (lead), resources (lead), validation, and writing – review and editing.



Scheme 2 Synthetic pathway giving fluoranthene after photolysis.



Conflicts of interest

There are no conflicts to declare.

Acknowledgements

The authors thank the Natural Sciences and Engineering Research Council of Canada (NSERC) through the Discovery Grant Program for financial support. We are also grateful for professional support from CQMF and CERMA.

Notes and references

- 1 A. Jolly, D. Miao, M. Daigle and J.-F. Morin, Emerging Bottom-Up Strategies for the Synthesis of Graphene Nanoribbons and Related Structures, *Angew. Chem., Int. Ed.*, 2020, **59**, 4624–4633.
- 2 L. Chen, Y. Hernandez, X. Feng and K. Müllen, From Nanographene and Graphene Nanoribbons to Graphene Sheets: Chemical Synthesis, *Angew. Chem., Int. Ed.*, 2012, **51**, 7640–7654.
- 3 A. Narita, Z. Chen, Q. Chen and K. Müllen, Solution and on-surface synthesis of structurally defined graphene nanoribbons as a new family of semiconductors, *Chem. Sci.*, 2019, **10**, 964–975.
- 4 K. Y. Yoon and G. Dong, Liquid-phase bottom-up synthesis of graphene nanoribbons, *Mater. Chem. Front.*, 2020, **4**, 29–45.
- 5 P. Rempala, J. Kroulik and B. T. King, Investigation of the Mechanism of the Intramolecular Scholl Reaction of Contiguous Phenylbenzenes, *J. Org. Chem.*, 2006, **71**, 5067–5081.
- 6 M. Grzybowski, K. Skonieczny, H. Butenschön and D. T. Gryko, Comparison of Oxidative Aromatic Coupling and the Scholl Reaction, *Angew. Chem., Int. Ed.*, 2013, **52**, 9900–9930.
- 7 R. S. Jassas, E. U. Mughal, A. Sadiq, R. I. Alsantali, M. M. Al-Rooqi, N. Naem, Z. Moussa and S. A. Ahmed, Scholl reaction as a powerful tool for the synthesis of nanographenes: a systematic review, *RSC Adv.*, 2021, **11**, 32158–32202.
- 8 M. Grzybowski, B. Sadowski, H. Butenschön and D. T. Gryko, Synthetic Applications of Oxidative Aromatic Coupling—From Biphenols to Nanographenes, *Angew. Chem., Int. Ed.*, 2020, **59**, 2998–3027.
- 9 L. Zhai, R. Shukla and R. Rathore, Oxidative C–C Bond Formation (Scholl Reaction) with DDQ as an Efficient and Easily Recyclable Oxidant, *Org. Lett.*, 2009, **11**, 3474–3477.
- 10 R. Scholl and J. Mansfeld, meso-Benzdianthron (Helianthron), meso-Naphthodianthron, und ein neuer Weg zum Flavanthron, *Ber. Dtsch. Chem. Ges.*, 1910, **43**, 1734–1746.
- 11 B. T. King, J. Kroulik, C. R. Robertson, P. Rempala, C. L. Hilton, J. D. Korinek and L. M. Gortari, Controlling the Scholl reaction, *J. Org. Chem.*, 2007, **72**, 2279–2288.
- 12 X. Dou, X. Yang, G. J. Bodwell, M. Wagner, V. Enkelmann and K. Mullen, Unexpected Phenyl Group Rearrangement during an Intramolecular Scholl Reaction Leading to an Alkoxy-Substituted Hexa-peri-hexabenzocoronene, *Org. Lett.*, 2007, **9**, 2485–2488.
- 13 M. Danz, R. Tonner and G. Hilt, Understanding the regioselectivity in Scholl reactions for the synthesis of oligoarenes, *Chem. Commun.*, 2012, **48**, 377–379.
- 14 D. Lorbach, M. Wagne, M. Baumgarten and M. Klaus, The right way to self-fuse bi- and terpyrenyls to afford graphenic cutouts, *Chem. Commun.*, 2013, **49**, 10578–10580.
- 15 M. Müller, V. S. Iyer, C. Kübel, V. Enkelmann and K. Müllen, Polycyclic Aromatic Hydrocarbons by Cyclodehydrogenation and Skeletal Rearrangement of Oligophenylenes, *Angew. Chem., Int. Ed. Engl.*, 1997, **36**, 1607–1610.
- 16 N. Ponugoti and V. Parthasarathy, Rearrangements in Scholl Reaction, *Chem.–Eur. J.*, 2022, **28**, e202103530.
- 17 A. Pradhan, P. Dechambenoit, H. Bock and F. Durola, Highly twisted arenes by scholl cyclizations with unexpected regioselectivity, *Angew. Chem., Int. Ed.*, 2011, (50), 12582–12585.
- 18 M. Daigle, A. Picard-Lafond, E. Soligo and J. F. Morin, Regioselective Synthesis of Nanographenes by Photochemical Cyclodehydrochlorination, *Angew. Chem., Int. Ed.*, 2016, **55**, 2042–2047.
- 19 M. Daigle, D. Miao, A. Lucotti, M. Tommasini and J. F. Morin, Helically Coiled Graphene Nanoribbons, *Angew. Chem., Int. Ed.*, 2017, **56**, 6213–6217.
- 20 D. Miao, M. Daigle, A. Lucotti, J. Boismenu-Lavoie, M. Tommasini and J. F. Morin, Toward Thiophene-Annulated Graphene Nanoribbon, *Angew. Chem., Int. Ed.*, 2018, **57**, 3588–3592.
- 21 A. Jolly, C. É. Fecteau, P. A. Johnson and J. F. Morin, Parameters Influencing the Photochemical Cyclodehydrochlorination (CDHC) Reaction, *ChemPlusChem*, 2024, **89**, e202300677.
- 22 T. B. Patrick, R. P. Willaredt and D. J. DeGonia, Synthesis of biaryls from aryltriazenes, *J. Org. Chem.*, 1985, **50**, 2232–2235.
- 23 J. Zhou, W. Yang, B. Wang and H. Ren, Friedel–Crafts Arylation for the Formation of C_{sp2}–C_{sp2} Bonds: A Route to Unsymmetrical and Functionalized Polycyclic Aromatic Hydrocarbons from Aryl Triazenes, *Angew. Chem., Int. Ed.*, 2012, **51**, 12293–12297.
- 24 E. Barragan, A. Noonikara Poyil, C. H. Yang, H. Wang and A. Bugarin, Metal-free cross-coupling of π -conjugated triazenes with unactivated arenes via photoactivation, *Org. Chem. Front.*, 2019, **6**, 152–161.
- 25 S. Crespi, S. Protti and J. Fagnoni, Wavelength Selective Generation of Aryl Radicals and Aryl Cations for Metal-Free Photoarylations, *J. Org. Chem.*, 2016, **81**(20), 9612–9619.
- 26 J. Andraos, G. G. Barclay, D. R. Medeiros, M. V. Baldovi, J. C. Scaiano and R. Sinta, Model Studies on the Photochemistry of Phenolic Sulfonate Photoacid Generators, *Chem. Mater.*, 1998, **10**(6), 1694–1699.
- 27 (a) M. Terpolilli, D. Merli, S. Protti, V. Dichiarante, M. Fagnoni and A. Albin, Cationic and radical intermediates in the acid photorelease from aryl sulfonates and phosphates, *Photochem. Photobiol. Sci.*, 2011, **10**, 123–



- 127; (b) S. Lazzaroni, D. Ravelli, S. Protti, M. Fagnoni and A. Albini, Photochemical synthesis: Using light to build C–C bonds under mild conditions, *Compt. Rendus Chem.*, 2017, **20**, 261–271.
- 28 M. De Carolis, S. Protti, M. Fagnoni and A. Albini, Metal-Free Cross-Coupling Reactions of Aryl Sulfonates and Phosphates through Photoheterolysis of Aryl–Oxygen Bonds, *Angew. Chem., Int. Ed.*, 2005, **44**, 1232–1236.
- 29 C. Raviola, V. Canevari, S. Protti, A. Albini and M. Fagnoni, Metal-free arylations via photochemical activation of the Ar–OSO₂R bond in aryl nonaflates, *Green Chem.*, 2013, **15**, 2704–2708.
- 30 (a) N. Kvasovs and V. Gevorgyan, Contemporary methods for generation of aryl radicals, *Chem. Soc. Rev.*, 2021, **50**, 2244–2259; (b) A. Das and K. R. Justin Thomas, Generation and Application of Aryl Radicals Under Photoinduced Conditions, *Chem.–Eur. J.*, 2024, **30**, e202400193.
- 31 A. T. Davies, J. M. Curto, S. W. Bagley and M. C. Willis, One-pot palladium-catalyzed synthesis of sulfonyl fluorides from aryl bromides, *Chem. Sci.*, 2017, **8**, 1233–1237.
- 32 W. A. Henderson and A. Zweig, Photolytic rearrangement and halogen-dependent photocyclization of halophenyl-naphthalenes, *J. Am. Chem. Soc.*, 1967, **89**(25), 6778–6779.
- 33 J. F. Rodrigues, F. De Assis Da Silva and C. P. Netto-Ferreira, Laser Flash Photolysis Study of the Photochemistry of Thioxanthone in Organic Solvents, *J. Braz. Chem. Soc.*, 2010, **21**, 960–965.
- 34 E. Torti, G. Della Giustina, S. Protti, D. Merli, G. Brusatin and M. Fagnoni, Aryl tosylates as non-ionic photoacid generators (PAGs): photochemistry and applications in cationic photopolymerizations, *RSC Adv.*, 2015, **5**, 33239–33248.

