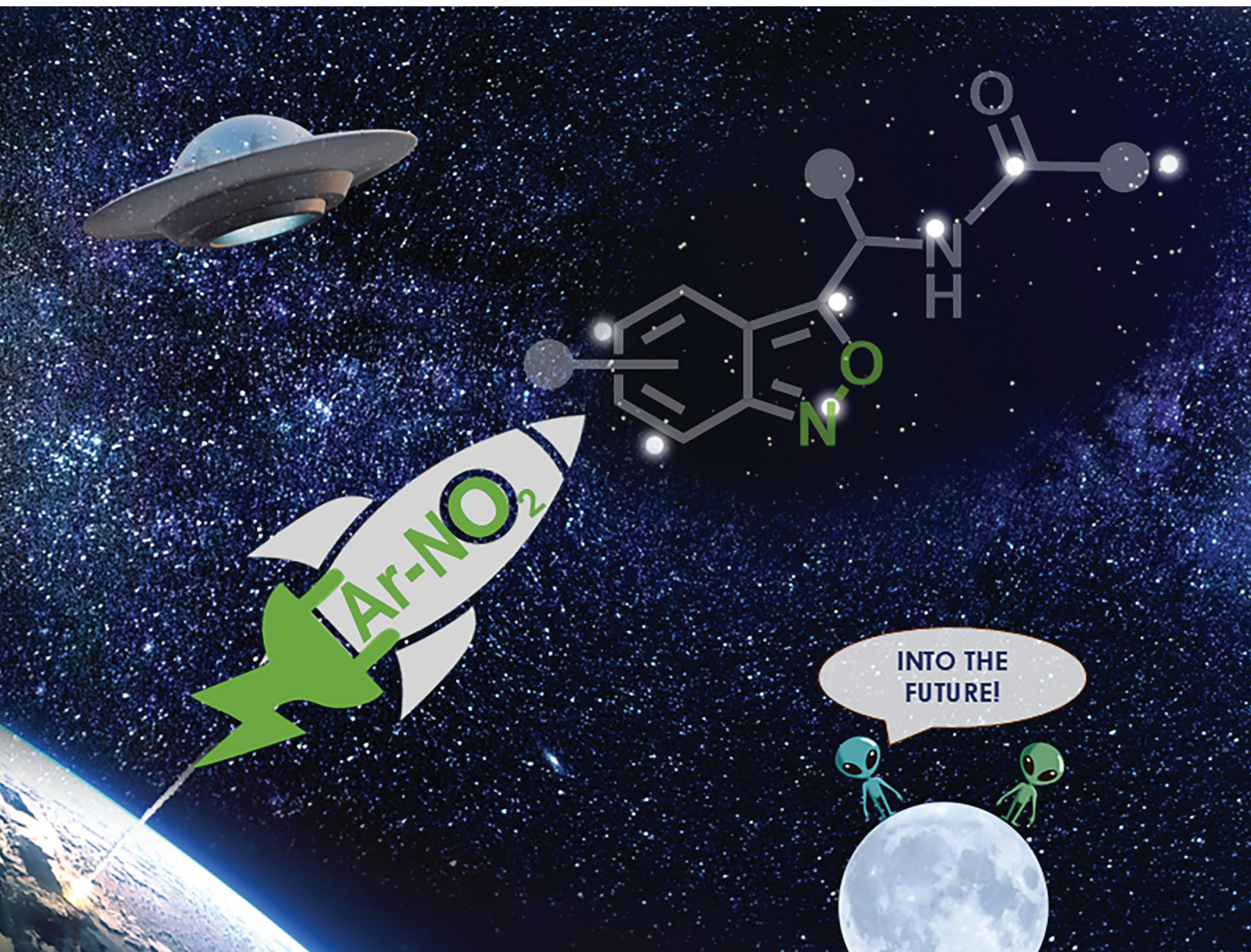


Organic & Biomolecular Chemistry

rsc.li/obc

Volume 23
Number 10
14 March 2025
Pages 2271-2512



ISSN 1477-0520

PAPER

Siegfried R. Waldvogel *et al.*
Simple and versatile electrochemical synthesis of highly
substituted 2,1-benzisoxazoles



Cite this: *Org. Biomol. Chem.*, 2025, **23**, 2391

Simple and versatile electrochemical synthesis of highly substituted 2,1-benzisoxazoles†

Marola S. Lenhard, ^a Johannes Winter, ^a Alexander Sandvoß, ^a
María de Jesús Gálvez-Vázquez, ^a Dieter Schollmeyer^a and
Siegfried R. Waldvogel ^{a,b,c}

Received 19th November 2024,
Accepted 3rd December 2024

DOI: 10.1039/d4ob01875c

rsc.li/obc

A sustainable, general and scalable electrochemical protocol for direct access to 3-(acylamidoalkyl)-2,1-benzisoxazoles by cathodic reduction of widely accessible nitro arenes is established. The method is characterised by a simple undivided set-up under constant current conditions, inexpensive and reusable carbon-based electrodes, and environmentally benign reaction conditions. The versatility of the developed protocol is demonstrated on 39 highly diverse examples with up to 81% yield. A 50-fold scale-up electrolysis highlights its relevance for preparative applications.

Introduction

The isoxazole ring represents an important structural motif in medicinal chemistry and organic synthesis.^{1,2} Compounds bearing the isoxazole moiety exhibit a broad spectrum of biological activities including anticancer, antibacterial, antiviral, antifungal, antimicrobial, anti-tuberculosis, and anti-inflammatory properties.³ Muscimol (**1**), for example, is a hallucinogen found in *Amanita muscaria*.⁴ 2,1-Benzisoxazoles, also called anthranils, are derivatives of isoxazole with potential applications in drug discovery.^{5–9} Several 2,1-benzisoxazoles, **2** in particular, have been investigated as MAO inhibitors, serving as novel drug candidates for the treatment of neurological disorders.⁵ Furthermore, the 2,1-benzisoxazole **3** serves as the Pim-1 kinase inhibitor for the therapy of various forms of cancer.⁶ Additionally, antibacterial activity has been observed in different studies investigating other 2,1-benzisoxazoles.^{7,8} Also they are applied in the treatment of central nervous system abnormalities⁹ and serve as key intermediates in the synthesis of various pharmaceuticals,^{10,11} such as antimicrobial,¹² antitubulin,¹³ and anti-inflammatory drugs.¹⁴

Moreover, anthranils are used as precursors for organic functional materials and industrial surfactants and as highly versatile synthons in organic synthesis.^{2,15,16} For instance, various transition metal-catalysed cross-coupling reactions and C–H amination and annulation reactions have been developed for the formation of valuable N-containing molecules (Fig. 1).¹⁷

In addition, 2,1-benzisoxazoles are used as substrates for [4 + 3] and [4 + 2] cycloaddition reactions, yielding benzazepines and benzodiazepines with 1,3-dipolar species,¹⁸ or benzoxazinone and quinoline scaffolds with dienophiles.¹⁹ Conventionally, 2,1-benzisoxazoles are constructed by partial reduction and subsequent dehydrative cyclisation of *ortho*-nitroacylbenzenes, using either stoichiometric amounts of reducing agents such as SnCl₂,²⁰ catalytic hydrogenation at Pt-supported nanoparticles,^{16,21} or nitroreductases under photoenzymatic conditions.²² Other strategies for the synthesis of anthranils include the oxidative heterocyclisation of *ortho*-sub-

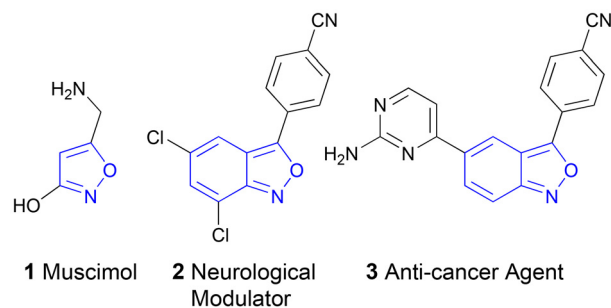


Fig. 1 Biologically active isoxazoles and anthranils: potent hallucinogen muscimol (**1**), neurological modulator for the treatment of mental disorders (**2**), and the drug candidate showing anti-cancer activity (**3**).

^aDepartment of Chemistry, Johannes Gutenberg University, Duesbergweg 10-14, 55128 Mainz, Germany. E-mail: siegfried.waldvogel@cec.mpg.de

^bKarlsruhe Institute of Technology (KIT), Institute of Biological and Chemical Systems – Functional Molecular Systems (IBCS-FMS), Kaiserstraße 12, 76131 Karlsruhe, Germany

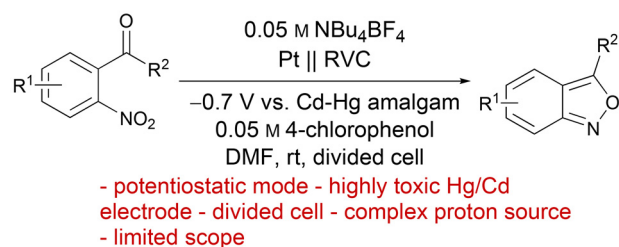
^cMax-Planck-Institute for Chemical Energy Conversion, Stiftstraße 34–36, 45470 Mülheim an der Ruhr, Germany

† Electronic supplementary information (ESI) available. CCDC 2389090. For ESI and crystallographic data in CIF or other electronic format see DOI: <https://doi.org/10.1039/d4ob01875c>

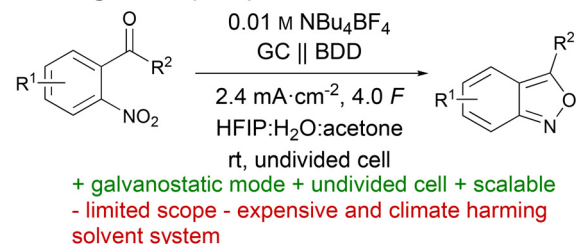
stituted anilines,^{11,23} the thermolytic or metal-catalysed cyclisation of 2-azidoacylbenzenes,²⁴ the condensation of nitro benzenes with arylacetonitriles,²⁵ and the acid- or base-catalysed dehydrative cyclisation of 2-nitrobenzyl compounds.²⁶ However, these methods often suffer from drawbacks such as the need for stoichiometric amounts of toxic reducing agents, high hydrogen pressure, expensive catalysts, and elevated temperatures, and low to moderate yield of the desired product. Notwithstanding the necessity of a specialised reaction set-up, organic electrochemistry has emerged in recent years as a versatile and sustainable tool for overcoming the use of stoichiometric amounts of toxic reducing agents and expensive catalysts. Furthermore, electrochemical reactions can be conducted under ambient conditions without the need for high pressures of hydrogen or elevated temperatures.²⁷ Since electrons are applied as surrogates for common reagents, hazardous or toxic reducing agents as well as the reagent waste can be avoided. If electricity from sustainable sources is employed, electrosynthesis can even be considered almost waste- and pollutant-free.²⁸ Precise control of electrochemical parameters prevents a thermal runaway of the reaction as switching off the electricity stops the reaction, resulting in an inherently safe process.²⁹ One important parameter is the electrolysis mode. In the potentiostatic mode, the reaction is run at constant potential to achieve high selectivity. This requires a three-electrode set-up with an additional reference electrode, which increases the cost and complexity of the set-up and inhibits scalability. Additionally, longer reaction times are needed to reach full conversion because the current decreases with the decreasing substrate concentration over time. In the galvanostatic mode, on the other hand, the reaction is run at constant current, so a two-electrode set-up is sufficient. Selectivity can be lower than that in the potentiostatic mode since the potential automatically adjusts to the process with the smallest potential difference. However, reaction times are usually shorter, the set-up is simpler and scale-up is easier in the galvanostatic mode, which is why it is the economically more favourable choice.³⁰ As a result, electro-organic chemistry has become a valuable tool in the organic chemist's toolbox for the selective synthesis of compounds which are difficult to access by conventional methods.^{31–35} For instance, various nitrogen heterocycles with an exocyclic N,O moiety could be obtained by electrochemical reduction of nitro groups (Fig. 2).^{35–38}

Early studies on the formation of anthranils by electroreduction of 2-nitroacylbenzenes have been conducted with Hg cathodes, identifying anthranils as possible products without exploring any synthetic applications.³⁹ The first general synthetic method by Kim *et al.* involved a sacrificial lead cathode,⁴⁰ whereas Peters *et al.* later achieved similar results with stable reticulated vitreous carbon (RVC) electrodes.⁴¹ However, both approaches were conducted in a divided cell under potentiostatic conditions, limiting the scalability due to the complexity of the set-up. In addition, the method of Peters *et al.* required the addition of a large excess (10 eq.) of chlorophenol as a proton donor and achieved a significantly worse yield and selectivity when it was transferred to galvanostatic

Peters *et al.* (2018)



Waldvogel *et al.* (2019)



This work:

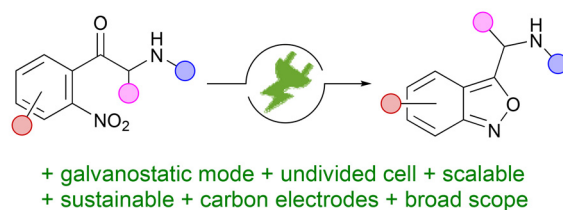


Fig. 2 Previous work on the electrochemical synthesis of 2,1-benzisoxazoles.

conditions (60% yield under galvanostatic conditions as opposed to 90% under potentiostatic conditions). Noteworthy, such cadmium electrodes are prone to cathodic corrosion contaminating the products with highly toxic heavy metals.⁴² Moreover, important experimental information for the method from Peters *et al.* is missing since no ESI was published. A simpler and scalable synthesis of 2,1-benzisoxazoles was developed by this group, using an undivided cell, constant current conditions and protic solvents (HFIP/water) which eliminate the need for additional proton donors.⁴³ In contrast to previous methods, the reaction was scaled up successfully and also electron-withdrawing groups were tolerated at the nitro arene core. However, the scope of the synthesised anthranils was still very limited, including only one 3-substituted product whose synthesis required a large excess of applied charge (7 F instead of the theoretical amount of 4 F). Although the work with hexafluoroisopropanol (HFIP) can be conducted and recycled on a larger scale, the environmental footprint is tremendous.⁴⁴

Herein, a simple, sustainable and versatile electrochemical method for the reduction of 2-nitroacylbenzenes is reported, yielding a diverse range of 2,1-benzisoxazoles in moderate to very good yields. The simplest and readily available undivided set-up in combination with constant current mode allows for easy scale-up and the reaction conditions take sustainable aspects into account, avoiding the use of environmentally



harmful and expensive fluorinated solvents, supporting electrolytes or additional organic additives. Moreover, the scope of the reaction provides access to a broad and highly diverse variety of 3-substituted 2,1-benzisoxazoles, enabling novel building blocks for organic synthesis and medicinal chemistry.

Results and discussion

Optimisation of the electrolysis conditions

4a was chosen as the test substrate and was synthesised in 3 steps starting from 2-bromo-2'-nitroacetophenone. The initial electrolysis conditions for the reductive cyclisation of **4a** were chosen based on previous work by Waldvogel *et al.*³⁶ A water/methanol mixture was chosen as a green solvent and acetone was added to ensure the complete dissolution of the starting material **4a**. Sulphuric acid in a moderate concentration (0.5 M) serves both as a supporting electrolyte and as a proton donor catalysing the cyclo-condensation. Initially, a divided cell was employed to prevent oxidative side reactions. The cell was equipped with a glassy carbon (GC) anode and a boron-doped diamond (BDD) cathode. BDD is an innovative carbon-based electrode material which exhibits unique reactivity towards the electrochemical conversion of various substrates and can be produced sustainably using methane as a renewable carbon source.⁴⁵ A theoretical amount of applied charge necessary for the reduction to the corresponding hydroxylamines (4 F) was used and a current density of 3.7 mA cm⁻² was used.

Under these conditions, the desired 2,1-benzisoxazole **5a** was detected in 72% yield (Table 1, entry 1). The structure of

the products was later confirmed by X-ray analysis of a suitable single crystal of **5a** (CCDC 2389090†). The reduction of **6a'** showed no formation of the corresponding 1,3-benzodiazepine **7a'** (Fig. 3, control experiment) detected by LC-MS analysis. This indicates that the lack of reactivity of the amide inhibits the formation of **7a** (Fig. 3, pathway B) and solely results in the formation of **5a** (Fig. 3, pathway A). To optimise the yield of **5a**, a linear screening of the electrolysis conditions was performed. First, different supporting electrolytes were tested. Acetate buffer as a weaker and biogenic alternative to sulphuric acid significantly decreased the yield to 41% (Table 1, entry 2).

In previous studies, formate buffer in methanol gave excellent results as a supporting electrolyte.^{35,38} In this case, however, it led to a slightly lower yield of 62% (Table 1, entry 3). Glassy carbon as the cathode material in combination with 1 M sulphuric acid increased the yield to 79% (Table 1, entry 4). Fortunately, using an undivided cell resulted in an even higher yield of 82% (Table 1, entry 5), which enabled a tremendous simplification of the set-up. Increasing the current density to 4.5 mA cm⁻² led to both, a worse yield of 57% and a decrease in selectivity of the desired product **5a**, resulting in a more complex impurity profile detected by LC-MS analysis (Table 1, entry 6). A higher amount of applied charge of 5 F led to a drop in yield to 41% due to a reductive ring opening reaction of 2,1-benzisoxazole to **6a** (Table 1, entry 7). Next, the solvent system was investigated again in the undivided set-up (ESI, Table S5†). Without using acetone as the additive, the yield decreased to 70%. Increasing the methanol/water ratio to 3:1 or switching to an ethanol/water mixture instead of adding acetone resulted in yields of 28% and 77%, respectively, confirming the necessity of acetone for the complete dissolution of the substrate and a successful conversion. Furthermore, no pinacol condensation product could be detected in the crude reaction mixture by LC-MS or GC-MS analysis. Finally, the concentration of sulphuric acid was screened (ESI, Table S5†), revealing 0.8 M sulphuric acid to be the most effective concentration with a yield of 87% (Table 1, entry 8).

Table 1 Screening of electrolysis parameters for the optimisation of the synthesis of 3-(acetamidomethyl)benzo[c]isoxazole **5a**

Entry	Deviation from optimised conditions	Yield ^a (%)
1	Divided cell, BDD cathode, 0.5 M H ₂ SO ₄	72
2	Divided cell, BDD cathode, 5 M AcOH + 0.27 M NaOAc in MeOH	41
3	Divided cell, BDD cathode, 5 M HCOOH + 0.5 M NaHCOO in MeOH	62
4	Divided cell, 1.0 M H ₂ SO ₄	79
5	1.0 M H ₂ SO ₄	82
6	1.0 M H ₂ SO ₄ , 4.5 mA cm ⁻²	57
7	1.0 M H ₂ SO ₄ , 5 F	41
8	None	87 (81 ^b)

^aYield determined by ¹H NMR spectroscopy using 1,3,5-trimethoxybenzene as an internal standard. ^bIsolated yield; GC = glassy carbon, BDD = boron-doped diamond.

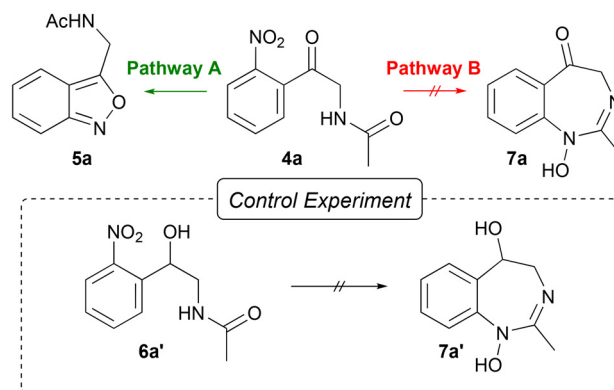


Fig. 3 Possible reaction pathways for the electrochemical reduction of *N*-(2-nitrophenyl)acetamide **4a** and a control experiment of the reduction of *N*-(2-hydroxy-2-(2-nitrophenyl)ethyl)acetamide **6a'**.



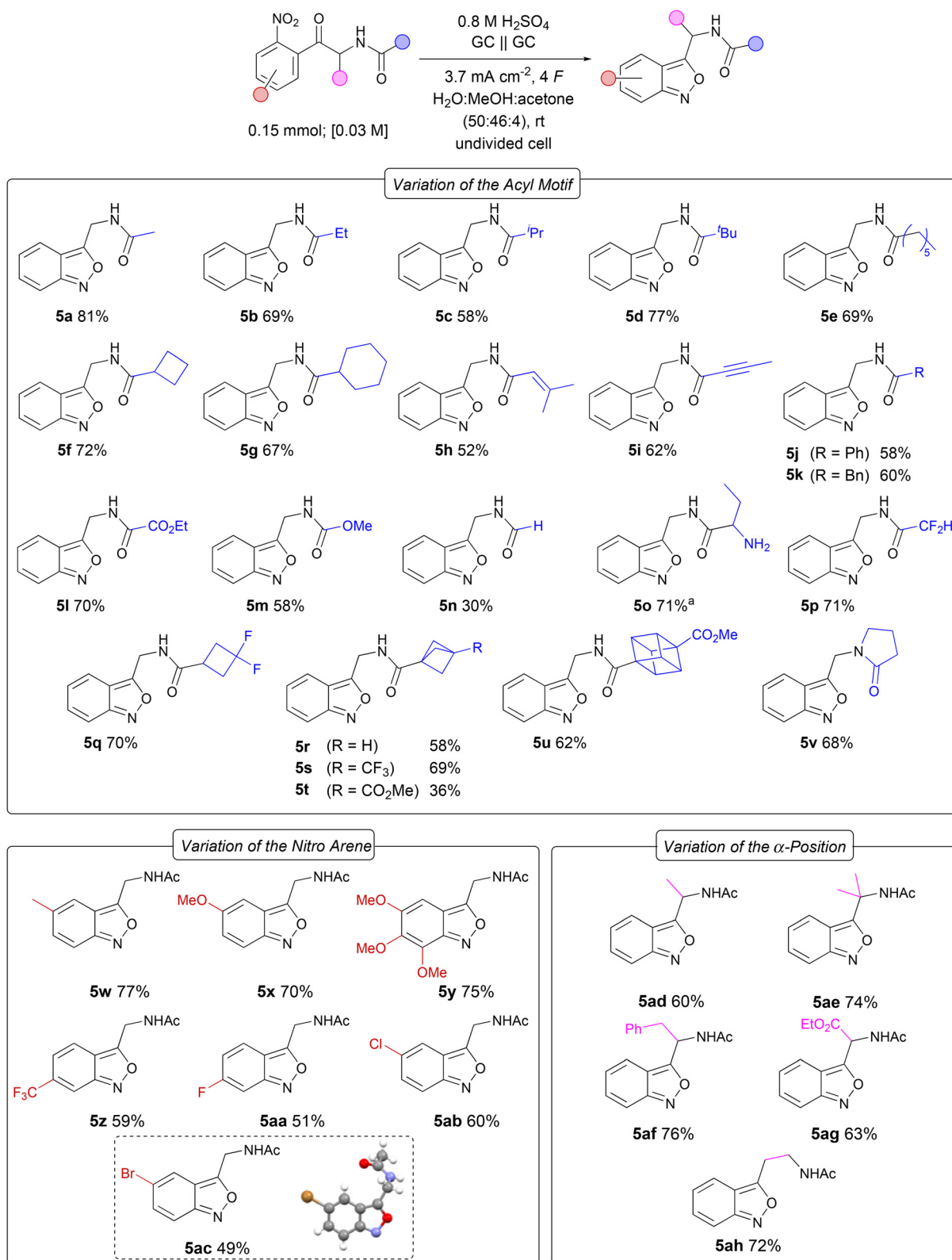


Fig. 4 Scope of the electrochemical synthesis of 3-(acetamidomethyl)benzo[c]isoxazoles by cathodic reduction of nitro arenes; isolated yields.

^aThe corresponding *N*-Boc-protected substrate was used as the starting material.



Scope of the reductive cyclisation

The optimised reaction conditions were applied to a versatile range of substrates to explore the applicability of the developed protocol (Fig. 4). First, we investigated the influence of *N*-acyl moieties with different electronic and steric effects on the selective formation of the desired 2,1-benzisoxazoles. Primary, secondary and tertiary alkyl substituents were explored in substrates **5a–c**, yielding the desired products in up to 81% yield. Interestingly, no decrease in yield was observed even with highly sterically demanding *tert*-butyl **5d** or *n*-hexyl **5e** substituents. Substrates with cyclobutyl and cyclohexyl moieties yielded the corresponding heterocycles **5f** and **5g** in 72% and 67% yields. Alkene- and alkyne substituents were also tolerated, although with a slightly lower yield of 52% and 62% for benzisoxazoles **5h** and **5i**. The alkyne group is amenable to further functionalisation by cycloaddition reactions, facilitating the synthesis of five-membered heterocycles such as isoxazoles, pyrazoles or triazoles.⁴⁶ The phenyl- and benzyl-substituted heterocycles **5j** and **5k** were isolated in 58% and 60% yields. The ester derivative **5l** was obtained in 70% yield. Furthermore, the carbamate **5m** was isolated in 58% yield, demonstrating the compatibility with both electron-withdrawing and -donating moieties. The formyl amide **5n** could be synthesised in 30% yield. When a Boc-protected unnatural amino acid was subjected to the reaction conditions, both the reductive cyclisation and deprotection of the Boc group occurred, resulting in 71% yield of the deprotected unnatural amino acid **5o**. In medicinal chemistry, fluorine-containing moieties are often introduced to modify metabolic stability, basicity, lipophilicity and bioavailability.⁴⁷ Particularly difluoromethyl and *gem*-difluorocyclobutyl substituents are commonly used as bioisosteres for hydroxy, thiol or amine groups and cyclohexyl rings.⁴⁸ The corresponding benzisoxazoles **5p** and **5q** were isolated in good yields of 71% and 70%, respectively. Bicyclo [1.1.1]pentanes (BCPs) and cubanes are suitable bioisosteres for *para*-substituted benzenes due to their rigidity and ring strain which increases the *s* character and therefore also the C–H bond strength.⁴⁹ The unsubstituted BCP derivative **5r** was obtained in 58% yield and its trifluoromethyl-substituted analogue **5s** in 69% yield. A drop in yield was observed for the corresponding ester derivative **5t** which was isolated in 36% yield, possibly due to hydrolysis of the ester functionality during the acidic work-up. The cubane-substituted anthranil **5u** could be isolated in 62% yield. Finally, the lactam-substituted benzisoxazole **5v** could be obtained in 68% yield. Next, the influence of the electronic effects of various aryl substituents on the reduction of the nitro group was investigated. Electron-rich substrates gave the corresponding methyl-, methoxy- and trimethoxy-substituted benzisoxazoles **5w**, **5x**, and **5z** in good yields of 77%, 70% and 75%, respectively. The electron-deficient trifluoromethyl-substituted **5z** was obtained in 63% yield. Trifluoromethyl moieties are commonly used to modify physicochemical properties in drug design.⁵⁰ Fluorinated arenes are useful substrates for nucleophilic aromatic substitutions and halo-substituted arenes in general are

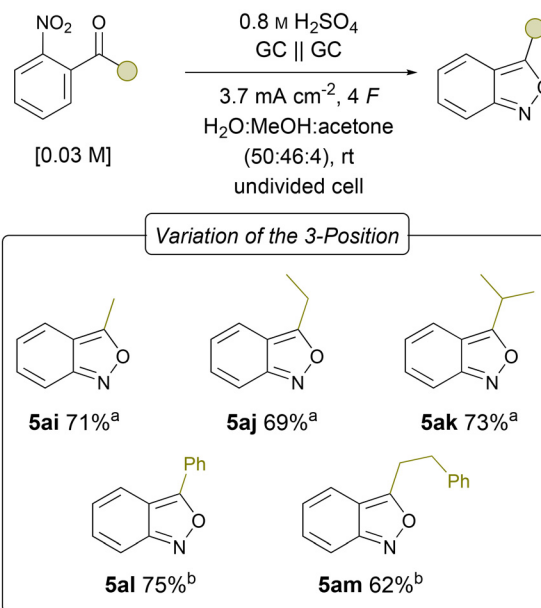


Fig. 5 Scope of the electrochemical synthesis of 3-alkyl/-aryl substituted 2,1-benzisoxazoles; isolated yields; ^a3.0 mmol scale, ^b0.15 mmol scale.

Table 2 Scaling -up the electrochemical synthesis of **5a** and **5ai**

Electrolysis cell	Scale/mmol	Yield of 5a	Yield of 5ai
	0.15	23.0 mg (81%)	—
	0.75	102 mg (71%)	—
	3.00	433 mg (77%)	284 mg (71%)
	7.50	771 mg (54%)	675 mg (68%)

Isolated yields; GC = glassy carbon.

widely employed as starting materials in metal-catalysed coupling reactions for the synthesis of complex molecules in pharmaceutical and agricultural chemistry.⁵¹ However, they are often not tolerated in cathodic reactions due to electrochemical dehalogenation.⁵² The corresponding 2,1-benzisoxazoles **5aa–ac** were isolated in moderate yields of up to 60% and no dehalogenation could be observed, enabling various post-functionalisation. Moreover, additional substituents were introduced at the α -position. The methyl- and dimethyl-substituted benzisoxazoles **5ad** and **5ae** were formed in 60% and 74% yields, respectively. The benzyl derivative **5af** could be obtained in a good yield of 76%. The ester derivative **5ag** was isolated in 63% yield and resembles a novel protected unnatural amino acid which might be a useful building block in medicinal chemistry towards new active pharmaceutical ingredients (APIs).⁵³ Extending the alkyl chain at the α -position resulted in **5ah** in 72% yield and resembles a substituted tryptamine derivative.

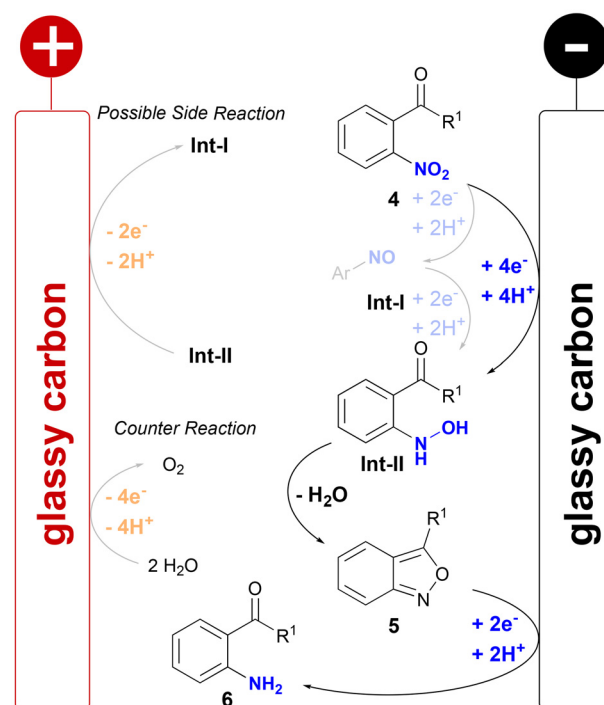
Finally, the optimised conditions were applied to the synthesis of 3-alkyl substituted 2,1-benzisoxazoles (Fig. 5). Due to their low vapour pressure compounds **5ai–ak** were synthesised on a 3 mmol scale. The simple methyl-substituted benzisoxazole **5ai** could be obtained in 71% yield. Compared to the previously reported galvanostatic protocols, the yield could be further increased in this simple and more sustainable system. The ethyl and iso-propyl derivatives **5aj** and **5ak** could be synthesised in 69% and 73% yields, respectively. Phenyl substituents were tolerated as well, resulting in 75% yield of **5al** and 62% of **5am** on a 0.15 mmol scale. After exploring the scope of the reaction, a scale-up of the synthesis of **5a** and **5ai** was performed to demonstrate the scalability and synthetic utility of the developed protocol (Table 2).

Scale-up of the reductive cyclisation

On a 0.75 mmol scale, the desired benzisoxazole **5a** was obtained in a good yield of 71% (0.102 g). Increasing the scale to 3.0 mmol resulted in a slightly better yield of 76% (0.433 g) of **5a** and 71% (284 mg) of **5ai**. After these promising results, the electrolysis was performed on a gram scale (7.5 mmol). However, **5a** was obtained only in 54% (771 mg) yield possibly due to a deacetylation reaction of the product and subsequent degradation of the amine during electrolysis. The less substituted product **5ai** was isolated without any significant loss in yield.

Mechanistic studies

The mechanism of the electrochemical synthesis of 2,1-benzisoxazoles was investigated by cyclic voltammetry and isotopic labelling of 2'-nitroacetophenone (see the ESI† for details). CV studies showed a large reductive wave for **4a** and 2'-nitroacetophenone (-0.56 V vs. FcH/FcH⁺) corresponding to the selective reduction of the nitro group to the corresponding hydroxylamine **Int-II**. This reductive wave was not detected during the analysis of **5a** and **5ai**. Afterwards **Int-II** undergoes cyclocondensation to form the desired products **5** (Scheme 1).



Scheme 1 Proposed mechanism for the electrochemical formation of 2,1-benzisoxazoles **5** from 2-nitroacetophenones **4**.

Additionally, a broad reductive wave (-1.09 V to -1.24 V vs. FcH/FcH⁺) was observed for the starting materials **4a** and 2'-nitroacetophenone and the 2,1-benzisoxazoles **5a** and **5ai**. The cyclocondensation of **Int-II** was investigated by the isotopic enrichment of the carbonyl oxygen of 2'-nitroacetophenone. After electrolysis no ¹⁸O was detected in the 2,1-benzisoxazole **5ai** suggesting a nucleophilic attack of the hydroxylamine **Int-II** oxygen into the carbonyl function. This corresponds to the subsequent reduction of the 2,1-benzisoxazoles **5** to the corresponding 2'-aminoacetophenones **6**, which were detected as a common side product by LC-MS analysis. Furthermore, two oxidative waves ($+0.80$ V to $+1.16$ V vs. FcH/FcH⁺) were observed during the analysis of **4** and **5** most likely corresponding to an oxidation of the 2'-aminoacetophenone **6** side products.

Conclusions

In summary, the established electrochemical protocol provides facile, direct and sustainable access to 3-(acetamidoalkyl)-2,1-benzisoxazoles by cathodic reduction of inexpensive nitro arenes and subsequent cyclocondensation, only using sulphuric acid as the supporting electrolyte and acidic catalyst. The reaction was performed in an undivided cell under constant current conditions, underlining the simplicity of the method. Sustainability was ensured using carbon-based electrodes, a water/methanol mixture as environmentally benign solvent and electricity as a surrogate for conventional reagents. Moreover, the broad applicability of the developed conditions



CC BY

- 19 (a) D. K. Tiwari, M. Phanindrudu, S. B. Wakade, J. B. Nanubolu and D. K. Tiwari, *Chem. Commun.*, 2017, **53**, 5302; (b) J. Ren, C. Pi, Y. Wu and X. Cui, *Org. Lett.*, 2019, **21**, 4067; (c) J. Jiang, X. Cai, Y. Hu, X. Liu, X. Chen, S.-Y. Wang, Y. Zhang and S. Zhang, *J. Org. Chem.*, 2019, **84**, 2022.
- 20 (a) F. D. Bellamy and K. Ou, *Tetrahedron Lett.*, 1984, **25**, 839; (b) J. Chauhan and S. Fletcher, *Tetrahedron Lett.*, 2012, **53**, 4951.
- 21 (a) F. F. Nord, *Ber. dtsch. Chem. Ges. B*, 1919, **52**, 1705; (b) T. Tokoroyama and T. Kubota, *Tetrahedron*, 1970, **26**, 1085; (c) L. Marti, L. M. Sanchez, M. J. Climent, A. Corma, S. Iborra, G. P. Romanelli and P. Concepcion, *ACS Catal.*, 2017, **7**, 8255.
- 22 A. P. Luján, M. F. Bhat, E. E. A. Marko, P. Fodran and G. J. Poelarends, *Chem. – Eur. J.*, 2024, e202402380.
- 23 A. Arcadi, M. Chiarini, L. Del Vecchio, F. Marinelli and V. Michelet, *Chem. Commun.*, 2016, **52**, 1458.
- 24 (a) N. J. Dickson and L. K. Dyal, *Aust. J. Chem.*, 1980, **33**, 91; (b) B. J. Stokes, C. V. Vogel, L. K. Urnezis, M. Pan and T. G. Driver, *Org. Lett.*, 2010, **12**, 2884.
- 25 A. D. Kotov, M. A. Prokashnikov, E. A. Antonova and A. I. Rusakov, *Chem. Heterocycl. Compd.*, 2014, **50**, 647.
- 26 (a) Z. Wróbel, *Synthesis*, 1997, 753; (b) M. Więclaw, M. Bobin, A. Kwast, R. Bujok, Z. Wróbel and K. Wojciechowski, *Mol. Divers.*, 2015, **19**, 807; (c) J. S. Zhu, J.-H. Son, A. P. Teuthorn, M. J. Haddadin, M. J. Kurth and D. J. Tantillo, *J. Org. Chem.*, 2017, **82**, 10875; (d) M. Zhang, Y. Meng, Y. Wu and C. Song, *J. Org. Chem.*, 2021, **86**, 7326.
- 27 (a) S. R. Waldvogel and B. Janza, *Angew. Chem., Int. Ed.*, 2014, **53**, 7122; (b) R. Francke and R. D. Little, *Chem. Soc. Rev.*, 2014, **43**, 2492; (c) A. Shatskiy, H. Lundberg and M. D. Kärkäs, *ChemElectroChem*, 2019, **6**, 4067; (d) D. Pollok and S. R. Waldvogel, *Chem. Sci.*, 2020, **11**, 12386; (e) H.-C. Xu and K. D. Moeller, *J. Org. Chem.*, 2021, **86**, 15845.
- 28 R. Francke, *Curr. Opin. Electrochem.*, 2022, **36**, 101111.
- 29 S. B. Beil, D. Pollok and S. R. Waldvogel, *Angew. Chem., Int. Ed.*, 2021, **60**, 14750.
- 30 C. Gütz, B. Klöckner and S. R. Waldvogel, *Org. Process Res. Dev.*, 2016, **20**, 26.
- 31 S. Möhle, M. Zirbes, E. Rodrigo, T. Gieshoff, A. Wiebe and S. R. Waldvogel, *Angew. Chem., Int. Ed.*, 2018, **57**, 6018.
- 32 A. Wiebe, T. Gieshoff, S. Möhle, E. Rodrigo, M. Zirbes and S. R. Waldvogel, *Angew. Chem., Int. Ed.*, 2018, **57**, 5594.
- 33 M. Yan, Y. Kawamata and P. S. Baran, *Chem. Rev.*, 2017, **117**, 13230.
- 34 B. R. Rosen, E. W. Werner, A. G. O'Brien and P. S. Baran, *J. Am. Chem. Soc.*, 2014, **136**, 5571.
- 35 J. Winter, T. Prenzel, T. Wirtanen, M. d. J. Gálvez-Vázquez, K. Hofman, D. Schollmeyer and S. R. Waldvogel, *Cell Rep. Phys. Sci.*, 2024, **5**, 101927.
- 36 O. Koleda, T. Prenzel, J. Winter, T. Hirohata, M. d. J. Gálvez-Vázquez, D. Schollmeyer, S. Inagi, E. Suna and S. R. Waldvogel, *Chem. Sci.*, 2023, **14**, 2669.
- 37 (a) E. Rodrigo and S. R. Waldvogel, *Chem. Sci.*, 2019, **10**, 2044; (b) T. Wirtanen, E. Rodrigo and S. R. Waldvogel, *Chem. – Eur. J.*, 2020, **26**, 5592; (c) T. Wirtanen, E. Rodrigo and S. R. Waldvogel, *Adv. Synth. Catal.*, 2020, **362**, 2088; (d) J. Winter, S. Lühr, K. Hochadel, M. d. J. Gálvez-Vázquez, T. Prenzel, D. Schollmeyer and S. R. Waldvogel, *Chem. Commun.*, 2024, **60**, 7065.
- 38 J. Winter, T. Prenzel, T. Wirtanen, D. Schollmeyer and S. R. Waldvogel, *Chem. – Eur. J.*, 2023, **29**, e202203319.
- 39 (a) H. Lund, in *Advances in Heterocyclic Chemistry V12*, ed. A. R. Katritzky, Elsevier textbooks, s.l., 1st edn, 1970, vol. 12, pp. 213–316; (b) H. Lund, N. H. Nilsson, C. Rømming, K. Schaumburg, J. Vialle and T. Anthonsen, *Acta Chem. Scand.*, 1976, **30b**, 5; (c) R. Hazard, M. Jubault, C. Mouats and A. Tallec, *Electrochim. Acta*, 1986, **31**, 489; (d) Z. Fijalek and P. Zuman, *Electroanalysis*, 1993, **5**, 53.
- 40 B. H. Kim, Y. M. Jun, Y. R. Choi, D. B. Lee and W. Baik, *Heterocycles*, 1998, **48**, 749.
- 41 S. Hosseini, S. A. Bawel, M. S. Mubarak and D. G. Peters, *ChemElectroChem*, 2019, **6**, 4318.
- 42 T. Wirtanen, T. Prenzel, J.-P. Tessonnier and S. R. Waldvogel, *Chem. Rev.*, 2021, **121**, 10241.
- 43 E. Rodrigo, H. Baunis, E. Suna and S. R. Waldvogel, *Chem. Commun.*, 2019, **55**, 12255.
- 44 (a) S. B. Beil, T. Müller, S. B. Sillart, P. Franzmann, A. Bomm, M. Holtkamp, U. Karst, W. Schade and S. R. Waldvogel, *Angew. Chem., Int. Ed.*, 2018, **57**, 2450; (b) S. P. Blum, T. Karakaya, D. Schollmeyer, A. Klapars and S. R. Waldvogel, *Angew. Chem., Int. Ed.*, 2021, **60**, 5056; (c) S. Lips, B. A. Frontana-Urbe, M. Dörr, D. Schollmeyer, R. Franke and S. R. Waldvogel, *Chem. – Eur. J.*, 2018, **24**, 6057; (d) J. L. Röckl, M. Dörr and S. R. Waldvogel, *ChemElectroChem*, 2020, **7**, 3686; (e) J. L. Röckl, D. Schollmeyer, R. Franke and S. R. Waldvogel, *Angew. Chem., Int. Ed.*, 2020, **59**, 315; (f) S. R. Waldvogel, S. Lips, M. Selt, B. Riehl and C. J. Kampf, *Chem. Rev.*, 2018, **118**, 6706.
- 45 S. Lips and S. R. Waldvogel, *ChemElectroChem*, 2019, **6**, 1649.
- 46 (a) A. Ramani, B. Desai, M. Patel and T. Naveen, *Asian J. Org. Chem.*, 2022, **11**, e202200047; (b) S. Hofmann, J. Winter, T. Prenzel, M. d. J. Gálvez-Vázquez and S. R. Waldvogel, *ChemElectroChem*, 2023, **10**, e202300434; (c) M. Linden, S. Hofmann, A. Herman, N. Ehler, R. M. Bär and S. R. Waldvogel, *Angew. Chem., Int. Ed.*, 2023, **62**, e202214820.
- 47 H.-J. Böhm, D. Banner, S. Bendels, M. Kansy, B. Kuhn, K. Müller, U. Obst-Sander and M. Stahl, *ChemBioChem*, 2004, **5**, 637.
- 48 (a) Y. Zafrani, D. Yeffet, G. Sod-Moriah, A. Berliner, D. Amir, D. Marciano, E. Gershonov and S. Saphier, *J. Med. Chem.*, 2017, **60**, 797; (b) O. O. Grygorenko, D. M. Volochnyuk and B. V. Vashchenko, *Eur. J. Org. Chem.*, 2021, 6478; (c) O. O. Grygorenko, K. P. Melnykov, S. Holovach and O. Demchuk, *ChemMedChem*, 2022, **17**, e202200365.
- 49 (a) G. M. Locke, S. S. R. Bernhard and M. O. Senge, *Chem. – Eur. J.*, 2019, **25**, 4590; (b) B. R. Shire and E. A. Anderson,



- JACS Au*, 2023, **3**, 1539; (c) M. P. Wiesenfeldt, J. A. Rossi-Ashton, I. B. Perry, J. Diesel, O. L. Garry, F. Bartels, S. C. Coote, X. Ma, C. S. Yeung, D. J. Bennett and D. W. C. MacMillan, *Nature*, 2023, **618**, 513.
- 50 A. Abula, Z. Xu, Z. Zhu, C. Peng, Z. Chen, W. Zhu and H. A. Aisa, *J. Chem. Inf. Model.*, 2020, **60**, 6242.
- 51 (a) H. Amii and K. Uneyama, *Chem. Rev.*, 2009, **109**, 2119; (b) D. B. Tiz, L. Bagnoli, O. Rosati, F. Marini, L. Sancineto and C. Santi, *Molecules*, 2022, **27**; (c) J. S. Carey, D. Laffan, C. Thomson and M. T. Williams, *Org. Biomol. Chem.*, 2006, **4**, 2337; (d) S. D. Roughley and A. M. Jordan, *J. Med. Chem.*, 2011, **54**, 3451; (e) O. S. Faleye, B. R. Boya, J.-H. Lee, I. Choi and J. Lee, *Pharmacol. Rev.*, 2023, **76**, 90.
- 52 (a) C. Gütz, M. Bänziger, C. Bucher, T. R. Galvão and S. R. Waldvogel, *Org. Process Res. Dev.*, 2015, **19**, 1428; (b) C. Gütz, V. Grimaudo, M. Holtkamp, M. Hartmer, J. Werra, L. Frensemeier, A. Kehl, U. Karst, P. Broekmann and S. R. Waldvogel, *ChemElectroChem*, 2018, **5**, 247; (c) C. Lei, F. Liang, J. Li, W. Chen and B. Huang, *Chem. Eng. J.*, 2019, **358**, 1054.
- 53 (a) R. Suhas, S. Chandrashekar and D. C. Gowda, *Eur. J. Med. Chem.*, 2011, **46**, 704; (b) C. S. Shantharam, D. M. S. Vardhan, R. Suhas, M. B. Sridhara and D. C. Gowda, *Eur. J. Med. Chem.*, 2013, **60**, 325; (c) R. Gattu, S. S. Ramesh, S. Nadigar, D. Channe Gowda and S. Ramesh, *Antibiotics*, 2023, **12**, 532.

