






Cite this: *Catal. Sci. Technol.*, 2023,
13, 1527

Bimetallic Fe–Co catalysts for the one step selective hydrogenation of CO₂ to liquid hydrocarbons†

Wei Wang,^a Ekaterina Toshcheva,^a ^a Adrian Ramirez,^a Genrikh Shterk,^a Rafia Ahmad,^a Mustafa Caglayan,^a ^a Jose Luis Cerrillo,^a ^a Abhay Dokania,^a Gerard Clancy,^b Tuiana B. Shoinkhorova,^a Nibras Hijazi,^a Luigi Cavallo,^a ^a and Jorge Gascon ^{*a}

The direct conversion of CO₂ to value-added products has received considerable attention as it can effectively mitigate CO₂ emission and alleviate over-reliance on fossil fuels. We report the synthesis of a series of K-promoted Fe–Co bimetallic catalysts along with their performance for the selective hydrogenation of CO₂ to liquid hydrocarbons (mostly linear α -olefins (LOAs)). High dispersion of K and Co on the catalysts was achieved through a modified one pot sol-gel approach. Both K and Co significantly influence catalyst activity and selectivity. By systematically studying the adsorption energies of key reactants on modeled iron oxide and carbide surfaces by density functional theory, we demonstrate that addition of K increases the affinity of the catalyst towards the adsorbed species. On the other hand, the presence of Co facilitates the spontaneous dissociation of H₂. As a result of the high dispersion of components achieved through the one pot synthesis, at 300 °C, 20 bar (H₂/CO₂ = 2) and 7200 mL g_{cat.}⁻¹ h⁻¹, the optimized catalyst exhibits a C₅⁺ space time yield of 15.8 mmol g_{cat.}⁻¹ h⁻¹ along with a C₅⁺ selectivity of 51% at a CO₂ conversion of 35%.

Received 1st November 2022,
Accepted 25th January 2023

DOI: 10.1039/d2cy01880b

rsc.li/catalysis

1. Introduction

Directly converting CO₂ to higher hydrocarbons (light olefins (C₂–C₄), gasoline (C₅–C₁₂) or jet fuel (C₈–C₁₆))^{1–3} and oxygenated chemicals (methanol, dimethyl ether (DME), ethanol)^{4–6} by heterogeneous catalytic CO₂ hydrogenation has gained a great deal of attention in the past few decades. In a future power-to-liquids (PtL) scenario with large integration of renewable energy (RE), H₂ will be primarily obtained by water electrolysis with renewable energy sources (RES, *e.g.*, solar, wind), while CO₂ could be provided by carbon capture from point sources or even the atmosphere.^{7–9} Therefore, the transformation of CO₂ to liquid fuels may be considered as one of the main avenues to achieve carbon neutrality.



The direct selective hydrogenation of CO₂ to liquid hydrocarbons is generally described as the combination of the reverse water gas shift (RWGS) reaction (eqn (1)) with the successive hydrogenation of *in situ* produced CO to hydrocarbons through conventional Fischer–Tropsch synthesis (FTS, eqn (2)).^{3,10,11} Due to the thermodynamic stability and chemical inertness of CO₂, efficient catalysts are required to decrease the activation energy of this process.^{9–11} Among the various options, cobalt and iron-based catalysts are the most widely studied, as they are commercially used for traditional CO-FTS.^{10–12} However, different from CO-FTS, more H₂ is required for CO₂-FTS and the concentration of CO is usually lower, leading to a higher H/C ratio on the surface of the catalyst, consequently favoring the formation of CH₄ (methanation reaction, eqn (3)).¹³ Moreover, the amount of water in the reactor is higher and this may lead to catalyst oxidation under reaction conditions.³ Cobalt is substantially inactive for the RWGS reaction, therefore, when replacing CO with CO₂ in the feedstock, cobalt-based catalysts display limited activities toward long-chain hydrocarbons, with CH₄ as the main product.^{8,11,14} In contrast, iron-based catalysts are not only active for the RWGS reaction but also for CO-FTS when adequately promoted.^{10–13}

^a KAUST Catalysis Center (KCC), King Abdullah University of Science and Technology, Thuwal 23955, Saudi Arabia. E-mail: jorge.gascon@kaust.edu.sa

^b KAUST Core Labs, King Abdullah University of Science and Technology, Thuwal 23955-6900, Saudi Arabia

† Electronic supplementary information (ESI) available. See DOI: <https://doi.org/10.1039/d2cy01880b>



Indeed, a large bulk of the literature focuses on the modification of iron-based catalysts with alkali metals, *e.g.*, K and Na, to increase hydrocarbon selectivity.^{8,11–13,15} It has been widely reported that alkali metals could markedly alter the surface basicity of the catalyst, transferring electrons to metal sites, and thus enhance the adsorption of CO₂ and reduce its dissociation barrier. This contributes to the formation and stabilization of metal carbides, which are believed to be the active phase for FTS.^{11,15–17} Enhanced CO₂ adsorption, in contrast, impedes H₂ adsorption on the surface of the catalyst, consequently suppressing, to a certain extent, CH₄ formation.^{11,16–18} Last but not least, lower hydrogenation activity results in higher alkene selectivity.^{16,17} In addition to alkali metals, transition metals, *e.g.*, Cu, Zn, and Mn, have also been explored to enhance or modulate the catalytic performance and hydrocarbon selectivity.^{10–14} These can improve the reducibility of the catalyst, influencing the carburization and hydrogenation performance.^{8,10,11,15} Cobalt has also been combined with Fe, but surprisingly focusing mostly on the production of light olefins.^{19–21} Recently, Jiang *et al.* have studied K-promoted cobalt doped Fe-based catalysts for CO₂ hydrogenation to C₂⁺ hydrocarbons.²² The remarkably enhanced catalytic performance by cobalt addition was mainly attributed to the increased conversion of CO intermediates *via* CO-FTS. In addition, they revealed that a suitable affinity between iron and cobalt was crucial. Meanwhile, Kim *et al.* found that Co-Fe alloy carbides ((Fe_{1-x}Co_x)₅C₂, *x* ≤ 0.2) could be formed under reaction conditions, accounting for the outstanding performance of their Na-CoFe₂O₄/CNT catalyst.²³ Interestingly, Hwang and co-workers reported an alloyed Fe-Co catalyst (FeK/Co-NC) with high activity for the direct conversion of CO₂ to long-chain hydrocarbons with a C₅⁺ selectivity up to 42%. They attributed the superior performance to the formation of Fe-Co alloys, which was stable in both carburized and oxide forms. DFT calculations suggested that Fe-Co mixed carbides could promote chain growth and suppress CH₄ formation. However, the CH₄ selectivity was still too high (21.6%).²⁴

In this contribution, with the objective of strongly decreasing methane selectivity while increasing C₅⁺ selectivity, we explored the use of the sol gel method for the synthesis of highly dispersed Fe-Co bimetallic catalysts.^{25,26} The performance of these catalysts in the direct hydrogenation of CO₂ to high value-added liquid hydrocarbons has been studied in detail, including full characterization of the liquid product. The optimized catalyst exhibits a high activity with a C₅⁺ space time yield (STY) of 15.8 mmol g_{cat.}⁻¹ h⁻¹ and a notable C₅⁺ selectivity of 51% under demanding reaction conditions. To our delight, liquid phase analysis demonstrated that most liquid products were highly valuable linear α -olefins (LOAs) in the C₁₀ to C₂₀ range, further highlighting the potential of CO₂ as a valuable chemical feedstock.

2. Experimental

2.1 Catalyst preparation

All the catalysts were prepared by a modified sol-gel method with citric acid (≥99.5%, Sigma-Aldrich) as a chelating agent and metal nitrates as metal precursors (iron(III) nitrate nonahydrate, ≥98%, Sigma-Aldrich; potassium nitrate, ≥99%, Sigma-Aldrich; cobalt(II) nitrate hexahydrate, 98.0–102.0%, Alfa Aesar). Typically, a certain amount of citric acid was dissolved in distilled water forming solution A. Solution B with a desired amount of metal nitrates (in a molar ratio of (Fe + Co)/citric acid = 2, and Fe/Co ranging from 3 to 15, Fe/K varying from 2 to 8) was added into the above solution dropwise under stirring. The obtained mixture solution C was heated up to 80 °C using a water bath under stirring for about 1–2 h to obtain a dark brown slurry. This gel was transferred to a pre-heated muffle furnace (Nabertherm S.A.S, connected to the vent system) at 120 °C for 2 h. Then the obtained pre-carbonized foam structure was ground and calcined in air at 350 °C for 4 h (as illustrated in Fig. S1†). The final products were named as Fe_xCoK_y, where *x* represents the Fe/Co molar ratio and *y* refers to the Fe/K molar ratio (as listed in Table S1†).

2.2 Catalyst characterization

Powder X-ray diffraction (XRD) was performed on a Bruker D8 Advance X-ray diffractometer equipped with a Cu K α (λ = 1.5418 Å) radiation source at 40 kV and 40 mA. The typical 2θ scanning range was from 10° to 80° with a scan step size of 0.02° in continuous mode. The crystalline phase was identified by comparison with the powder diffraction file (PDF) from the International Center for Diffraction Data (ICDD); thermogravimetric analysis (TGA) was conducted in the 30–800 °C temperature range with a heating rate of 10 °C min⁻¹ using a TGA/DSC 1 STAR^c system operating under an air flow (20 mL min⁻¹). Temperature-programmed desorption of carbon dioxide (CO₂-TPD) was carried out to examine the basicity of the catalyst using a Micromeritics AutoChem 2950 HP chemisorption analyzer. Briefly, 50 mg catalyst was first reduced with H₂ at 350 °C for 1 h, and then the system was cooled down to 50 °C, followed by CO₂ adsorption at 50 °C for 30 min. After sweeping with He for 1 h to remove the remaining and weakly adsorbed CO₂, the system was heated up to 800 °C with a ramp rate of 10 °C min⁻¹ and the desorbed CO₂ was detected on-line. Inductively coupled plasma-optical emission spectrometry (ICP-OES) analysis was performed on an Agilent 5110 ICPOES to analyze the chemical composition of the materials. Prior to the analysis, the samples were fully digested with acidic solution (HCl and HNO₃) using the Milestone Ethos One Microwave Digestion System. High-angle annular dark field scanning transmission electron microscopy (HAADF-STEM) coupled with energy dispersive X-ray spectrometry (EDS) observation of the samples was conducted with a Titan Themis-Z microscope (Thermo-Fisher Scientific). The reduced catalyst



was obtained by external PID reduction of the fresh calcined sample following the sample reduction procedure.

2.3 Catalytic activity evaluation

Catalytic activity evaluation was conducted using a fixed bed continuous-flow reactor on a 4-channel Florence® platform from Avantium. Typically, 50 mg catalyst was loaded in each stainless steel reactor with one blank as a reference for each test. Prior to the reaction, the catalyst was reduced *in situ* with pure H₂ at 350 °C for 1 h with a total flow of 30 mL

min⁻¹. After reduction, the system was cooled down to the reaction temperature, then the mixture of reactant gases with a H₂/CO₂ (v/v) ratio of 2 (33.33% CO₂ and 66.67% H₂) was fed into the reactor using He as internal standard reference gas (mixture/He ratio of 5, v/v) to provide a total gas hourly space velocity (GHSV) of 3600 mL g_{cat.}⁻¹ h⁻¹. The system was then pressurized using a membrane based pressure controller. The effluent gases from the reactor were analyzed online using gas chromatography (GC, Agilent Technologies 7890B). CO₂, CO, H₂, and He were analyzed using a thermal conductivity detector (TCD) equipped with 2 HayeSep pre-



Fig. 1 HAADF-STEM images and corresponding elemental mapping images of the Fe₉Co₆ catalyst (A and B) before reduction and (C) after reduction. The insets in B show the FFT patterns.



column and an MS5A, whereas C₁–C₈ hydrogenations were detected using a flame ionization detector (FID) equipped with Gaspro and Innowax columns. The liquid products were collected and analyzed using off-line GC and GC-MS. Typical TCD and FID chromatograms are shown in Fig. S2.† The CO₂ conversion (X_{CO₂}) and product selectivity (S_{CO} and S_{C_i}) were calculated on a carbon basis using the following equations:

$$X_{\text{CO}_2} = \frac{C_{\text{CO}_2,\text{in}}/C_{\text{He,in}} - C_{\text{CO}_2,\text{out}}/C_{\text{He,out}}}{C_{\text{CO}_2,\text{in}}/C_{\text{He,in}}} \times 100\% \quad (4)$$

$$S_{\text{CO}} = \frac{C_{\text{CO},\text{out}}/C_{\text{He,out}}}{C_{\text{CO}_2,\text{in}}/C_{\text{He,in}} - C_{\text{CO}_2,\text{out}}/C_{\text{He,out}}} \times 100\% \quad (5)$$

$$S_{C_i} = \frac{i \times C_{i,\text{out}}/C_{\text{He,out}}}{C_{\text{CO}_2,\text{in}}/C_{\text{He,in}} - C_{\text{CO}_2,\text{out}}/C_{\text{He,out}}} \times 100\% \quad (i = 1, 2, 3, 4) \quad (6)$$

$$S_{\text{C}_5^+} = 100 - S_{\text{CO}} - \sum_{i=1}^4 S_{C_i} \quad (7)$$

where C_{*i*,in/out} refers to the concentration of the *i* component in the inlet or outlet mixture detected and calibrated by the GC.

3. Results and discussion

3.1 Characterization results

HAADF-STEM images and the corresponding EDS elemental mapping of the as-synthesized catalyst are shown in Fig. 1(A and B) and S3.† According to STEM, cobalt and potassium were uniformly dispersed on the catalyst surface (Fig. 1A). This provided close proximity between iron, cobalt and potassium and could be beneficial in improving the reduction and carburization of the catalyst, and thus the catalytic performance, which have been evidenced in the following analysis.^{20,24} The obtained fresh Fe₉CoK₆ metal oxide displayed cubic crystals with an average diameter of 15 nm (Fig. 1B and S3†). No obvious residual carbon was observed for the as-synthesized catalysts, which is in accordance with the TGA analysis (Fig. S4†). The XRD patterns of the as-synthesized catalysts are displayed in Fig. S5.† The main diffraction peaks located at 2θ = 15.0°, 18.4°, 23.8°, 26.1°, 30.2°, 35.6°, 37.3°, 43.3°, 53.7°, 57.3°, 62.9°, 71.4° and 74.5° were assigned to the (110), (111), (210), (211), (220), (311), (222), (400), (422), (511), (440), (620) and (533) crystalline planes of Fe₂O₃ (PDF: 00-039-1346), respectively. No discernible characteristic diffraction peaks of cobalt oxides were detected over the Fe–Co catalyst in the XRD analysis (Fig. S5A†), suggesting a high dispersion of cobalt species, which is in excellent agreement with the STEM results. The addition of cobalt resulted in a slight shift of the main Fe₂O₃ diffraction peaks towards lower 2θ values in the presence of potassium (Fig. S5B†), indicating the potential incorporation of cobalt into the lattice structure of iron oxide. This can greatly increase the interaction between cobalt and iron and facilitate the formation of Fe–Co mixed oxides, thus

inhibiting the migration and aggregation of metal species during the reaction. CO₂-TPD clearly evidenced the modified surface basicity of the catalyst by the introduction of potassium carbonate, which greatly enhanced the adsorption of CO₂. This has been widely reported to be beneficial for the catalytic performance (Fig. S6†).^{14–17} In addition, H₂-TPR of the as-synthesized catalysts (Fig. S7A†) revealed that the introduction of Co promoted the reduction of the catalysts as the reduction peak shifted towards a lower temperature.^{20,27} Moreover, the promotion of K, to some extent, resulted in a slight increase of the reducibility of the catalyst at the moderate temperature range, indicating adjusted interaction of each component.

After reduction in H₂ (Fig. 1C), the average particle size increased, and the as-synthesized cubic nanoparticles turned into a less defined morphology. However, a good dispersion of cobalt and potassium was well maintained (Fig. S8†), in good agreement with the following XRD results (Fig. S7B†). Some oxygen species have also been detected on the reduced catalyst surface, which should be attributed to the passivation of the reduced metallic phase by air during the sample preparation and also could be contributed by the potassium carbonate as it is stable under the reduction conditions. The XRD profiles of the reduced samples further confirmed the effective transformation of metal oxides into metallic phases. The sharp characteristic reflection peaks centered at 44.7°, 65.1° and 82.4° for all the samples were assigned to the (110), (200), (211) planes of metallic iron (PDF: 04-007-9753), respectively. No distinct peaks were related to metallic cobalt for the Fe–Co bimetallic catalysts. This suggested that cobalt atoms were either highly dispersed or probably involved in the formation of an iron-rich Fe–Co alloy structure partially. It has been reported by Kim and Zhang recently that even the formation of alloys could also benefit the hydrogenation process.^{23,28} Xu and co-workers revealed that electron-rich iron atoms in the CoFe alloy facilitated the CO intermediate dissociation, and thus substantially promoted the *in situ* generation of active carbide phases, which consequently improved the hydrocarbon productivity and suppressed the CO₂ methanation.²⁷ From the XRD data, the absence of iron oxide phases for cobalt doped catalysts after reduction indicates that cobalt enhances the reducibility of the catalysts, which is in line with the H₂-TPR results (Fig. S7A†). This may be attributed to the enhanced reducibility by hydrogen spillover on the surface of cobalt to the intimate reducible iron oxides under the reduction microenvironment.^{27,29} The obtained metallic phases will be further oxidized and carburized to the corresponding metal oxides and carbides during the hydrogenation and are active for the corresponding RWGS and FTS, which will be fully unveiled in the following analysis.³⁰

The HAADF-STEM images of the spent Fe₉CoK₆ reveal the structure reconstruction of the metal nanoparticles after around 45 h time on stream (TOS) at 300 °C with a GHSV of 7200 mL g_{cat}⁻¹ h⁻¹ and a H₂/CO₂ ratio of 2 (Fig. 2). The






Fig. 2 HAADF-STEM images and corresponding compositional elemental mapping of the spent Fe_9CoK_6 catalyst after 45 h time on stream at 300 °C with a H_2 to CO_2 ratio of 2 and a GHSV of 7200 $\text{mL g}_{\text{cat}}^{-1} \text{h}^{-1}$.

particle size ranges from around 90 nm to 150 nm approximately for the spent one with a distinct different morphology compared to the reduced catalyst (Fig. 1C). This is due to the surface reconstruction and phase transformation during the reaction, *e.g.*, the generation of new species (metal carbides and oxides), which have been widely reported in previous studies and demonstrated in the following analysis.^{30–32} The EDS elemental mapping images of the spent catalyst clearly disclosed the highly dispersed cobalt and potassium on the catalyst surface after 45 h TOS test, indicating excellent stability of the catalyst. This should be related to the close proximity and appropriate interaction between each component. Meanwhile, EDS elemental maps visibly depicted the appearance of carbonous species, which should come from the metal carbide phases, and also probably from the remaining heavy hydrocarbons on the surface of the catalyst (Fig. S9†). Oxygen species (with larger content than that of the fresh reduced one) could be

observed clearly on the surface of the spent catalyst, suggesting the oxidation of the reduced catalyst under the test conditions. This is due to the phase transformation during the reaction (formation of iron oxides) and has been evidenced by the XRD analysis. It is generally accepted that the metallic phase could be oxidized by CO_2 and be further promoted by the H_2O by-product once the RWGS reaction starts.^{17,22} After 85 h stability test, EDS elemental mapping (Fig. S10†) disclosed a slight aggregation of cobalt species on the surface of iron oxides. Similar to our previous observation, an enrichment of potassium on the catalyst surface after reaction has also been detected. This is due to the high mobility of the potassium ions.³³

The XRD profiles of the spent catalysts are shown in Fig. 3A and S11A.† The main diffraction peaks were associated with Fe_3O_4 and iron carbide phases, in good agreement with the literature.^{30,32} No discrete diffraction peaks were assigned to cobalt species in the spent catalysts.





Fig. 3 (A) XRD patterns of the spent catalysts with 16 h TOS and (B) TGA-MS profiles of the spent Fe_9CoK_6 catalysts with different TOS at 300 °C with a H_2 to CO_2 ratio of 2 and GHSVs of (A) 3600 $\text{mL g}_{\text{cat}}^{-1} \text{h}^{-1}$ and (B) 7200 $\text{mL g}_{\text{cat}}^{-1} \text{h}^{-1}$.

This together with the observed unobtrusive higher angular shift for Fe_3O_4 diffraction peaks may indicate the inclusion of cobalt into the iron oxides or the iron carbides structures.²⁴ This could decrease the bonding strength between iron and CO and thus promote its dissociation and further hydrogenation to hydrocarbons.^{23,27} Fe_3O_4 is generally supposed to be formed by the oxidation of metallic iron or iron carbide species in the reaction environment, while iron carbide phases are generated by the carburization of the metallic iron phase and iron(II) oxide species with carbon species and facilitated by the cobalt and potassium promoter.^{3,22,30} The oxidation and carburization continue until a dynamic balance state is reached.³² It is well established that in the tandem CO_2 -FTS mechanism, the RWGS reaction occurs on the surface of Fe_3O_4 , then the CO intermediate will migrate to the adjacent active metal carbide sites, where the CO-FTS reaction is induced.^{3,22,27} The presence of $\gamma\text{-Fe}_5\text{C}_2$ and Fe_3C species on the spent K modified catalyst indicates that potassium promoted the carburization during the reaction. In contrast, for the unpromoted Fe_9Co catalyst, mostly Fe_3C species have been

identified after the reaction, which are supposed to be less active for long chain growth to higher hydrocarbons than the $\gamma\text{-Fe}_5\text{C}_2$ phase during FTS.^{19,27,32} TGA and MS curves of the spent catalysts clearly confirmed the oxidation of the carbonaceous and carbide species, similar to our previous study³⁴ (Fig. 3B and S11B†).

3.2 Catalytic performance

The catalytic performance of the materials was first investigated at 250 °C with an H_2 to CO_2 molar ratio of 2 under varying pressures from 10 to 30 bar (Fig. 4A). Under the studied reaction conditions, the increase of pressure increased the CO_2 conversion from an average 14% at 10 bar to 20% at 30 bar together with an obvious increase of CH_4 and C_5^+ selectivity, whereas the CO selectivity exhibited an opposite trend, decreasing dramatically with increasing pressure. The addition of cobalt into the FeK_2 catalyst evidently enhanced catalyst activity (with CO_2 conversion increased by a 75%) and significantly reduced CO selectivity (from 67.7% to 23.7%) but was also accompanied by an



Fig. 4 Catalytic performance of Fe-Co catalysts under different pressures at 250 °C with a H_2 to CO_2 ratio of 2 and GHSVs of 3600 $\text{mL g}_{\text{cat}}^{-1} \text{h}^{-1}$ (A and B-zone I) and 7200 $\text{mL g}_{\text{cat}}^{-1} \text{h}^{-1}$ (B-zone II).



increase in CH₄ selectivity (from 3.3% to 13.4% for FeK₂ and Fe₃CoK₂ at 20 bar, respectively) (as summarized in Table S2,† entries 1 vs. 2). The total yield to higher hydrocarbons could be considerably boosted by addition of small amounts of cobalt. The C₅⁺ yield of the Fe₁₂CoK₂ catalyst was about 4 times higher than that of FeK₂ (Table S2,† entry 5). It is well known that cobalt has negligible activity in both water gas shift (WGS) and RWGS (eqn (1)), therefore such remarkable enhancement should be ascribed to a higher FTS activity, which goes in agreement with the sharp decrease in CO selectivity once cobalt was introduced. The synergistic promotion of cobalt and iron combination in the presence of potassium greatly forces the reaction towards the formation of hydrocarbons.^{8,22} Similar results have been reported by Jiang and co-workers.²² In fact, cobalt is a well-known active phase for both low temperature CO-FTS (eqn (2)) and CO₂ methanation (eqn (3)).^{35,36} Highly dispersed cobalt could effectively convert the *in situ* produced CO formed on the adjoined iron oxides surface into either heavy hydrocarbons by CO-FTS through C–C bond coupling or CH₄ through CO methanation. Furthermore, CH₄ could also be formed on cobalt species through CO₂ methanation (eqn (3)).^{37,38} These together lead to the increased longer chain hydrocarbons and CH₄ selectivity, especially at 20 bar.

While in the case of FeK₂ higher pressures are favorable for the synthesis of C₅⁺ products (Fig. 4A), a different behavior has been observed for Fe–Co bimetallic catalysts. With pressure increasing from 10 to 20 bar, the bimetallic catalysts exhibited noticeably higher selectivity towards higher hydrocarbons, as the total C₂⁺ selectivity rose from around 18% to an average 45% at 10 bar, and from 32% to 75% at 20 bar for FeK₂ and Fe–Co bimetallic catalysts, respectively. Accordingly, the chain growth probability, α , calculated based on C₃–C₇ products was 0.54 for the former, while it increased to 0.59 for Fe₉CoK₂ at 20 bar (Fig. S12†). However, for the catalyst containing cobalt, further increasing the pressure over 20 bar has a negative effect (Fig. S11†). It is obvious that the C₅⁺ selectivity progressively decreased with increasing cobalt loading at both 20 and 30 bar. Meanwhile, the methane selectivity and the formation of light hydrocarbons (C₂–C₄, mainly light olefins) was apparently enhanced by cobalt addition and promoted with the reaction pressure increase. These indicate that, at high pressure, cobalt may primarily limit the carbon chain growth to heavy hydrocarbons by reducing the chance of C–C bond coupling on the contiguous iron carbide phases but rather facilitating the CO₂/CO methanation under the test conditions.⁸ These positive and negative effects seem to be well balanced for catalysts with a low content of cobalt.

The influence of K loading and gas hourly space velocity (GHSV) on the catalytic activity of Fe–Co bimetallic catalysts with an Fe/Co molar ratio of 9 has been studied at 20 and 30 bar (Fig. 4B). The decrease of K loading resulted in a general decrease of CO selectivity and a slight increase of CO₂ conversion and C₅⁺ selectivity. A high K loading results in the formation of more potassium carbonate on the surface (Fig.

S13†), potentially limiting accessibility to the active sites. This is in agreement with what has been reported by Jiang *et al.*,²² with the C₅⁺ selectivity being almost stable when the pressure increased from 20 bar to 30 bar with a GHSV of 3600 mL g_{cat.}⁻¹ h⁻¹, suggesting that K loading mostly affects the conversion between CO and C₁–C₄ hydrocarbons under the experimental conditions (Fig. 4B zone-I). However, when doubling the GHSV, the selectivity to C₅⁺ and C₂–C₄ olefins considerably decreased along with a significant increase of CO selectivity (Fig. 4B zone-II). This could be attributed to the fact that increasing GHSV reduces the residence time of the reactants and CO intermediates on the active sites, which prevents their subsequent dissociation and hydrogenation to higher hydrocarbons. It is interesting to note that, at this temperature, higher pressure and low K loadings are required to obtain a high yield of heavy hydrocarbons at higher GHSV, but also accompanied with high CO selectivity. In addition, the CO selectivity almost remained constant for the Fe–Co catalysts (Fig. 4A, Table S2†). These phenomena reveal that the reaction under the current test conditions, to a large extent, is limited by CO hydrogenation over the active species, and a higher temperature is probably needed for boosting the catalytic performance.^{10,27,39} This observation is consistent with the fact that iron-based CO₂-FTS catalysts generally work more efficiently at higher reaction temperature.^{8,10} Such a hypothesis has also been partially confirmed by Khangale and co-workers in their study on the effect of reaction temperature on CO₂ conversion to liquid hydrocarbons using a 15% Co–5% K/Al₂O₃ catalyst.⁴⁰ Analogous results have been also observed for Fe₆CoK catalysts with varying K contents under different conditions (Fig. S14 and S15†).

The catalytic performance was further studied at 300 °C with a H₂ to CO₂ ratio of 2 at different pressures and GHSVs (Fig. 5 and S16†). FeK₂ and Fe₉Co were studied as reference catalysts (Fig. 5A). It is evident that the temperature increase remarkably increased the CO₂ conversion and higher hydrocarbon selectivity while the CO selectivity was sharply decreased. This is probably because the reaction rate of the CO-FTS was significantly increased at this higher temperature, leading to fast and consecutive consumption of the CO intermediate formed by the RWGS reaction, and thus further driving the equilibrium towards the conversion of CO₂.^{8,10,40} The CO₂ conversion for K-promoted catalysts doubled when compared to the results obtained at 250 °C, while a very low CO selectivity (<4%) and higher selectivity for long chain hydrocarbons (>50%) for Fe–Co catalysts at a GHSV of 3600 mL g_{cat.}⁻¹ h⁻¹ (Table 1) could be achieved at this temperature. At this point, the selectivity towards CH₄ also increased, but to a lesser extent than that for higher hydrocarbons. Accordingly, the yield of heavy hydrocarbons (C₅⁺) was much higher than that at 250 °C. At the same time, the light olefins to paraffins (C₂–C₄) ratio (O/P) almost doubled at higher reaction temperatures compared with that at 250 °C (Table S2†). Notably, the main products (>90%) over the Fe₉Co catalyst were CH₄ and C₂–C₄ paraffins,



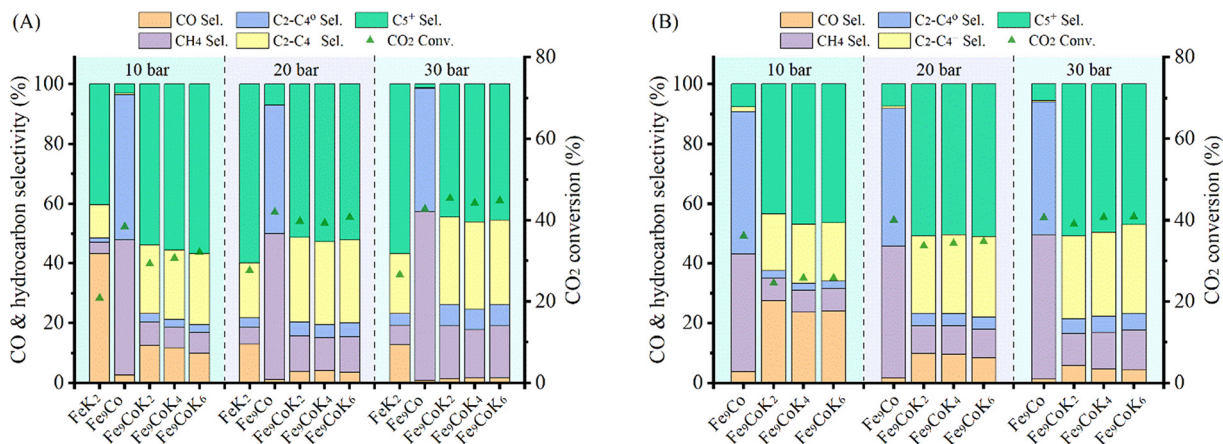


Fig. 5 Catalytic performance of Fe_9CoK catalysts with different K loadings under different pressures at 300 °C with a H_2 to CO_2 ratio of 2 and GHSVs of (A) 3600 $\text{mL g}_{\text{cat.}}^{-1} \text{h}^{-1}$ and (B) 7200 $\text{mL g}_{\text{cat.}}^{-1} \text{h}^{-1}$.

Table 1 Catalytic performance summary at 300 °C, 20 bar with a H_2/CO_2 ratio of 2

Sample	GHSV ($\text{mL g}_{\text{cat.}}^{-1} \text{h}^{-1}$)	X_{CO_2} (%)	S_{CO} (%)	S_{CH_4} (%)	$S_{\text{C}_2-\text{C}_4}$ (%)	$S_{\text{C}_5^+}$ (%)	C_5^+ yield (%)	O/P (C_2-C_4)	C_5^+ STY ($\text{mmol g}_{\text{cat.}}^{-1} \text{h}^{-1}$)
FeK_2	3600	27.6	13.0	5.7	21.6	59.7	16.5	6.4	7.4
Fe_9Co		41.9	1.3	48.9	43.1	6.8	2.8	0.0	1.3
Fe_9CoK_2		39.7	3.8	11.9	33.1	51.2	20.3	6.0	9.1
Fe_9CoK_6		40.6	3.4	12.0	32.5	52.1	21.2	6.0	9.4
Fe_9CoK_2	7200	33.7	9.9	9.4	30.0	50.7	17.1	6.6	15.3
Fe_9CoK_6		34.8	8.4	9.6	31.1	50.8	17.7	6.6	15.8

whereas for the Fe–Co–K catalysts, C_2-C_4 olefins and C_5^+ were the dominant ones, highlighting the crucial role of K in: (i) promoting the formation of intermediate CO and (ii) modulating the hydrogenation activity of the catalyst.^{8,18,22,41}

Indeed, the C_5^+ selectivity and space time yield (STY) with Fe_9CoK_6 was more than 6 times higher than that obtained with the Fe_9Co catalyst along with a methane selectivity only a quarter of the latter (Table 1, entries 4 vs. 2). The amount

Table 2 Catalytic performance comparison with different Fe-based catalysts for the direct conversion of CO_2 to hydrocarbons

Catalyst	GHSV ($\text{mL g}_{\text{cat.}}^{-1} \text{h}^{-1}$)	H_2/CO_2 (v/v)	P (MPa)	T (°C)	X_{CO_2} (%)	S_{CO} (%)	S_{CH_4} (%)	$S_{\text{C}_2-\text{C}_4}$ (%)	$S_{\text{C}_5^+}$ (%)	O/P (C_2-C_4)	Ref.
Fe_9CoK_6	3600	2	3.0	250	22.8	7.8	11.8	33.6	46.9	3.0	This work
Fe_9CoK_6	3600	2	2.0	300	40.6	3.4	12.0	32.5	52.1	6.0	
Fe_9CoK_6	7200	2	2.0	300	34.8	8.4	9.9	31.5	50.2	6.7	
$\text{Na-CoFe}_2\text{O}_4$	7200	3	3.0	320	41.8	9.7	20.0	44.1	26.2	5.4	20
10Fe0.8 K0.53Co	560	3	2.5	300	54.6	2.0	18.9	32.1	47.0	2.4	22
$\text{Na-CoFe}_2\text{O}_4/\text{CNT}$	3600	3	1.0	340	34.4	18.6	12.0	36.1	33.3	7.1	23
FeK/Co-NC	2000	3	2.5	300	54.6	3.4	21.6	32.6	42.4	—	24
$\text{ZnCo}_{0.5}\text{Fe}_{1.5}\text{O}_4$	4800	3	2.5	320	49.6	5.8	17.8	39.8	36.6	5.8	27
CoFe-0.82Na-U	5500	3	3.0	240	11.0	5.4	21.5	8.6	64.5	—	28
15% Co–6% K/ Al_2O_3	1200	3	0.5	300	42.3	8.2	67.6	22.3	1.9	—	40
$\text{Na-Fe}_3\text{O}_4$	4000	3	3.0	320	34.0	14.3	9.6	39.5	32.6	—	42
FeNa(1.18)	2000	3	3.0	320	40.5	13.5	13.7	46.8	26.0	6.2	43
Fe–Co–K(0.1)	3600	3	1.1	300	23.9	31.0	23.0	11.0	35.0	0.20	44
Fe–Cu–K(0.1)–La(0.1)	3600	3	1.1	300	23.1	33.0	13.0	9.0	45.0	1	44
10Mn–Na/Fe	2040	3	3.0	320	37.7	12.9	14.0	34.1	38.9	6.0	45
Fe/C– K_2CO_3	2400	3	1.0	320	32.4	21.4	10.0	20.8 ^a	47.8 ^a	—	46
Fe/C– KHCO_3	2400	3	1.0	320	33.0	20.8	10.0	21.6 ^a	47.6 ^a	—	46
Fe–Co/K– Al_2O_3	9000	3	2.0	340	40.0	12.2	21.8	47.4	18.6	5.9	47
$\text{Fe}_3\text{C}_2-10\text{K}/\alpha\text{-Al}_2\text{O}_3$	3600	3	3.0	320	31.5	18.6	12.1	40.2	29.1	8.1	48
FeK/MPC	2000	3	2.5	300	50.6	8.2	15.4	31.9	44.5	—	49
FeK/SWCNTs	9000	3	2.0	340	52.7	9.6	12.2	28.1	50.1	2.6	50

^a Reported as $S_{\text{C}_2-\text{C}_3}$ and S_{C_4} .



of K had a smaller influence on the hydrocarbon distribution (Fig. 5A). When combined with the notable promotion effect of cobalt, the CO₂ conversion reached up to 45% with a total hydrocarbon carbon selectivity $\geq 98\%$ in one single-pass at 30 bar. Meanwhile, the carbon chain growth probability α increased to 0.63 for the Fe₉CoK₂ catalyst compared with that of 0.59 at 250 °C and 20 bar (Fig. S12 and S17†). Similar results have also been found for Fe₆CoK catalysts (Fig. S15 and S18†). Interestingly, the FeK₂ catalyst exhibited the highest C₅⁺ selectivity under the same test conditions at 20 bar with a GHSV of 3600 mL g_{cat.}⁻¹ h⁻¹, but due to the lower CO₂ conversion (27.6%), the overall yield of C₅⁺ over FeK₂ (16.5%) is lower, in agreement with the earlier observation by Hwang *et al.*²⁴ Moreover, doubling the GHSV leads to a visible increase of CO selectivity together with an evident decrease of CO₂ conversion (Fig. 5B).

The stability under stream is shown in Fig. S19.† Over the whole period, the catalyst did not show any sign of deactivation. Finally, for better comparison with the literature (Table 2), the catalytic performance was further explored at 300 °C with an H₂ to CO₂ ratio of 3 (Fig. 6(A)). The increase of H₂/CO₂ ratio obviously increased the CO₂ conversion, but slightly decreased the C₅⁺ selectivity. Consequently, the yield per pass to C₅⁺ was marginally increased (Table S3†). Low Co doping (≈ 4 wt%) not only could keep the necessary high CO₂ conversion ($\approx 46\%$), but also could decrease the CO selectivity (from 12% to 4%) and maintain a low CH₄ selectivity ($< 11\%$). Similar results have also been reported by Sathawong *et al.* in their study on γ -Al₂O₃ supported Fe-Co catalysts for CO₂ hydrogenation to higher hydrocarbons.⁵¹ It is worth noting that catalysts with high cobalt loadings also exhibited high activity (Fig. 6(B)), even though the C₅⁺ selectivity decreased due to the excessive formation of CH₄. With the pressure increase, the O/P (C₂-C₄) ratio decreased. However, the O/P (C₂-C₄) ratio was high, (*e.g.*, above 5 at 20 bar, Table S3†), indicating that olefins dominated the low hydrocarbons. Even though they are not the target products, they may play a vital role in carbon chain propagation during

the reaction and are also important chemical building blocks in the petrochemical industry.

Generally, most studies in the literature report C₅⁺ selectivity based on the fraction of products that cannot be quantified by online gas analysis.^{23,24,27,40,49,50} Therefore, except for some articles,^{3,23,24,51} there is very little information about the nature of this important fraction of hydrocarbons. In this work, we collected the liquid phase *via* condensation in a cold trap and analyzed the product offline. This did not only help close the mass balance but also revealed the nature of the different hydrocarbons formed. As shown in the GC-MS analysis of this fraction (Fig. 7), the obtained liquid over Fe₉CoK₆ is composed of a hydrocarbon fraction between C₈ and C₃₀ along with a small amount of carboxylic acids and alcohols. Among these, linear α -olefins with carbon numbers from C₁₀ to C₂₀ were the main products, in good agreement with ref. 51. With applications ranging from detergents to lubricants, oilfield chemicals and plasticizers, the linear α -olefins market size was over USD 12.5 billion in 2016 and consumption may exceed 7 million tons by 2024, giving an excellent outlook for this catalytic process.⁵² Another option to valorize the product could be the direct hydrogenation of the liquid phase to linear paraffins that would be in the range of jet fuel.

As discussed above, it has been widely reported that the enhanced CO₂ uptake on the catalyst surface through alkali promotion could effectively decrease H₂ adsorption, and thus inhibit the over hydrogenation of surface carbonaceous monomers and secondary hydrogenation of produced olefins, resulting in long-chain hydrocarbons and high olefin productivity.^{8,17} Recently, Guo *et al.* reported a bio-promoted catalyst (Fe/C-Bio) for directly converting CO₂ to linear α -olefins with a selectivity higher than 40% for α -C₄₋₁₈ and a total olefin selectivity of 72% for C₂₋₁₈ in hydrocarbons. However, the total CO and CH₄ selectivity was still too high ($> 32\%$), and LAOs were mainly concentrated on the lower carbon number range of 4 to 9.⁵³ Under reaction conditions, potassium could undergo the transformation between

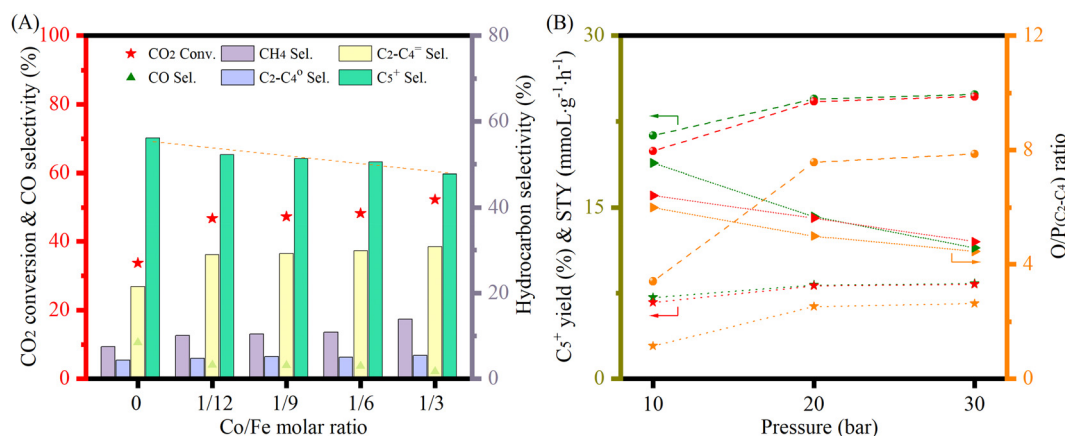


Fig. 6 (A) Catalytic performance of FeCoK catalysts with varying Co/Fe ratios at 20 bar; (B) C₅⁺ yield (ball) and C₅⁺ STY (star) together with O/P (C₂-C₄) ratios (triangle) for the FeK₂ (orange), Fe₃CoK₂ (olive) and Fe₉CoK₂ (red) catalysts at different pressures. Other reaction conditions: 300 °C at a H₂ to CO₂ ratio of 3 and a GHSV of 3600 mL g_{cat.}⁻¹ h⁻¹.



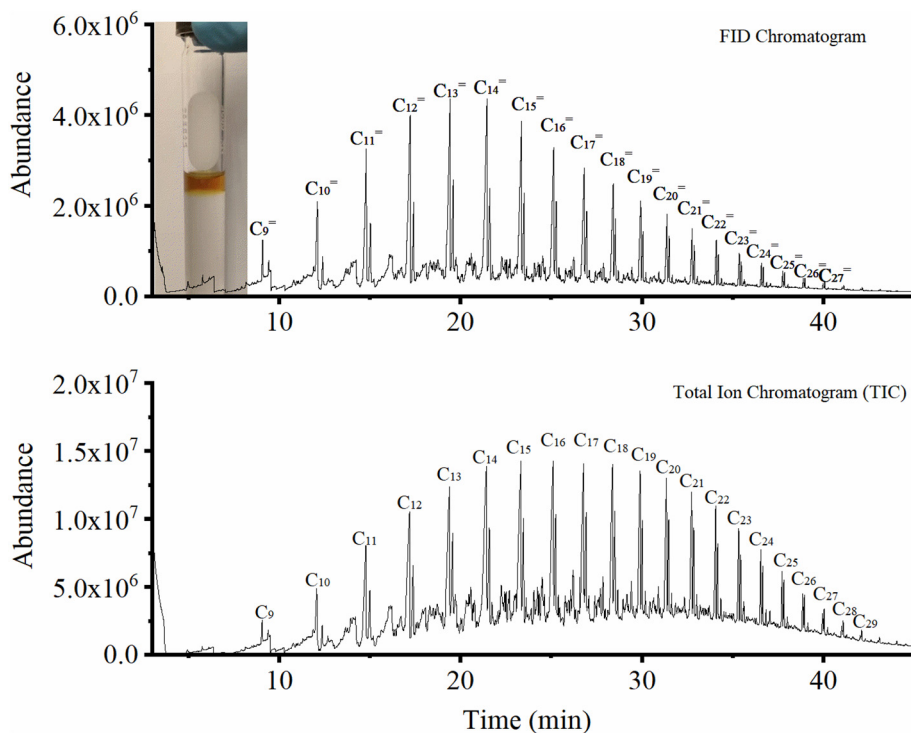


Fig. 7 GC-MS FID and total ion chromatogram of the liquid products.

different salts, *e.g.*, potassium carbonate, potassium bicarbonate and potassium formate, and this could contribute to the enhanced activation through the previous proposed “potassium carbonate mechanism” but also the formation of carboxylic acid and alcohols over iron mediated FTS through the CO insertion pathway under the appropriate reaction conditions.^{33,54–56}

To get a glimpse of the reaction mechanism, we systematically studied the adsorption energies of key reactants on modeled iron oxide and carbide surfaces by density functional theory (DFT). Owing to the atomic heterogeneity on iron oxide and carbide surfaces, different types of adsorption sites can be present. Among them, those exhibiting the strongest adsorption energy for each adsorbate were selected and discussed subsequently. The completely optimized geometries of all the discussed modeled systems are shown in Fig. S20 and S21.†

The adsorption of CO, CO₂ and H₂ on Fe₃O₄ (Fe_{ox} hereafter) was first studied. The (111) facet of magnetite was considered as predominantly the most stable one, as reported both experimentally and theoretically.^{57–60} CO adsorbed moderately on the pristine Fe_{ox} (111) with an energy gain of –1.66 eV. Intuitively, the adsorption of CO₂ (–0.69 eV) was much weaker than that of CO. For H₂, the adsorption energy was even weaker, but still exothermic by –0.12 eV. However, different situations have been observed on the cobalt doped Co/Fe_{ox} surface. It has been revealed that CO prefers binding to the Co site, with an energy gain of 0.34 eV over that binding to the pristine Fe_{ox} surface. Meanwhile, the adsorption of CO₂ on the Co/Fe_{ox} surface (–0.76 eV) was

slightly stronger than that on the Fe_{ox} surface. Owing to the slight negative charge acquired on Co due to the charge redistribution with the adjacent Fe atoms (–0.2 eV), H₂ adsorption on the Co site of the Co/Fe_{ox} surface was weakened (–0.05 eV) compared to the pristine Fe_{ox} surface. On the other hand, coordination of a K₂CO₃ unit on the Co/Fe_{ox} surface resulted in a small decrease of surface affinity for the adsorbed molecules, except for CO₂. Still, CO adsorption on the K/Co/Fe_{ox} surface was favored (by 0.19 eV) compared to adsorption on the pristine Fe_{ox} surface. Meanwhile the CO₂ adsorption near the K₂CO₃ unit with an energy of –1.08 eV, which was 0.32 eV stronger compared to the Co/Fe_{ox} surface, indicates an obviously enhanced adsorption of CO₂ by potassium. H₂ adsorption was slightly endothermic in the presence of the K₂CO₃. It is worth mentioning that CO adsorption is in an optimal range to promote RWGS product formation without poisoning the catalyst surface.^{61,62} This ensures the easy migration of the produced CO from iron oxide to iron carbide for efficient FTS, as revealed below. The optimized geometries of the above discussed model systems are shown in Fig. 8.

The adjoining iron carbide phase in the experimental system was modeled as Fe₅C₂ (Fe_c hereafter). The (001) face has been selected as it has been reported to be the most stable facet in the earlier studies.^{63–65} CO was strongly adsorbed (–2.46 eV) on this carbide site, while the CO₂ adsorption energy (–1.41 eV) was not as strong as that of CO. H₂ has an exothermic adsorption (–0.76 eV), starkly different from that on the Fe_{ox} surface. The presence of a K₂CO₃ unit increased the affinity of Co/Fe_c towards the adsorbed species.





Fig. 8 Adsorption energies of CO, CO₂ and H₂ on (a) Fe₃O₄ and (b) Fe₅C₂ surfaces, respectively (blue – Fe, red – O, orange – C, aqua – K, lime – Co, brown – C adsorbed, pink – O adsorbed).

The adsorption of CO (–2.68 eV) and CO₂ (–1.93 eV) were favored by 0.22 eV and 0.52 eV relative to the pristine Fe_C, respectively. And the largest variation was observed for H₂ adsorption (–1.38 eV), which was enhanced by 0.62 eV. Furthermore, adsorption of H₂ on the various Fe_C based surfaces results in spontaneous H₂ dissociation, with the H–H bond length elongating from 2.07 Å in Fe_C, to 2.10 Å in Co/Fe_C, and further to 2.68 Å in K/Co/Fe_C (for comparison, the H–H bond in K/Co/Fe_{ox} is 0.80 Å). The strong affinity of K/Co/Fe_C towards CO and H greatly promotes the formation of long chain hydrocarbons through the CO-FTS, which in turn enhanced the RWGS reaction.

4. Conclusions

In summary, K-promoted Fe–Co bimetallic catalysts with varying cobalt and potassium loading have been synthesized following a modified sol-gel approach. When applied in the direct hydrogenation of CO₂, these catalysts produce an important amount of C₅⁺ hydrocarbons. Our results demonstrate that both potassium and cobalt play a key role in tuning catalyst selectivity and reactivity. On the one hand, addition of Co strongly increases catalyst activity by facilitating H₂ dissociation. This hydrogenation activity needs, however, to be modulated by potassium promotion. Potassium has a dual role: on the one hand, it increases

surface basicity and promotes the formation of iron carbides and oxides, responsible for chain growth and the crucial first hydrogenation of CO₂ to CO, respectively. On the other hand, potassium strongly modulates the hydrogenation activity of Co, reducing to a large extent the formation of CH₄ via methanation while facilitating FTS chemistry.

Conflicts of interest

There are no conflicts to declare.

Acknowledgements

The authors gratefully acknowledge Dr. Omar El Tall, Dr. Jullian Vittenet, Dr. Selvedin Telalovic, Dr. Alla Dikhtiarenko, Dr. Anastasiya Baykina, Dr. Natalia Morlanes, Dr. Youssef Saih, Dr. Luis Garzon Tovar and Mr. Il Son Khan at KAUST for useful discussions and technical support.

References

- 1 D. Goud, R. Gupta, R. Maligal-Ganesh and S. C. Peter, Review of catalyst design and mechanistic studies for the production of olefins from anthropogenic CO₂, *ACS Catal.*, 2020, **10**(23), 14258–14282.
- 2 X. Wang, C. Zeng, N. Gong, T. Zhang, Y. Wu, J. Zhang, F. Song, G. Yang and Y. Tan, Effective suppression of CO



- selectivity for CO₂ hydrogenation to high-quality gasoline, *ACS Catal.*, 2021, **11**(3), 1528–1547.
- 3 B. Yao, T. Xiao, O. A. Makgae, X. Jie, S. Gonzalez-Cortes, S. Guan, A. I. Kirkland, J. R. Dilworth, H. A. Al-Megren, S. M. Alshihri, P. J. Dobson, G. P. Owen, J. M. Thomas and P. P. Edwards, Transforming carbon dioxide into jet fuel using an organic combustion-synthesized Fe-Mn-K catalyst, *Nat. Commun.*, 2020, **11**(1), 1–12.
 - 4 S. Dang, B. Qin, Y. Yang, H. Wang, J. Cai, Y. Han, S. Li, P. Gao and Y. Sun, Rationally designed indium oxide catalysts for CO₂ hydrogenation to methanol with high activity and selectivity, *Sci. Adv.*, 2020, **6**(25), eaaz2060.
 - 5 K. Stangeland, H. Li and Z. Yu, Thermodynamic analysis of chemical and phase equilibria in CO₂ hydrogenation to methanol, dimethyl ether, and higher alcohols, *Ind. Eng. Chem. Res.*, 2018, **57**(11), 4081–4094.
 - 6 F. Zeng, C. Mebrahtu, X. Xi, L. Liao, J. Ren, J. Xie, H. J. Heeres and R. Palkovits, Catalysts design for higher alcohols synthesis by CO₂ hydrogenation: Trends and future perspectives, *Appl. Catal., B*, 2021, **291**, 120073–120100.
 - 7 V. Dieterich, A. Buttler, A. Hanel, H. Spliethoff and S. Fendt, Power-to-liquid via synthesis of methanol, DME or Fischer-Tropsch-fuels: a review, *Energy Environ. Sci.*, 2020, **13**(10), 3207–3252.
 - 8 C. Panzone, R. Philippe, A. Chappaz, P. Fongarland and A. Bengaouer, Power-to-Liquid catalytic CO₂ valorization into fuels and chemicals: focus on the Fischer-Tropsch route, *J. CO₂ Util.*, 2020, **38**, 314–347.
 - 9 S. De, A. Dokania, A. Ramirez and J. Gascon, Advances in the design of heterogeneous catalysts and thermocatalytic processes for CO₂ utilization, *ACS Catal.*, 2020, **10**(23), 14147–14185.
 - 10 U. Rodemerck, M. Holeňa, E. Wagner, Q. Smejkal, A. Barkschat and M. Baerns, Catalyst development for CO₂ hydrogenation to fuels, *ChemCatChem*, 2013, **5**(7), 1948–1955.
 - 11 H. Yang, C. Zhang, P. Gao, H. Wang, X. Li, L. Zhong, W. Wei and Y. Sun, A review of the catalytic hydrogenation of carbon dioxide into value-added hydrocarbons, *Catal. Sci. Technol.*, 2017, **7**(20), 4580–4598.
 - 12 X. Nie, W. Li, X. Jiang, X. Guo and C. Song, Recent advances in catalytic CO₂ hydrogenation to alcohols and hydrocarbons, *Adv. Catal.*, 2019, **65**, 121–233.
 - 13 P. Gao, L. Zhang, S. Li, Z. Zhou and Y. Sun, Novel heterogeneous catalysts for CO₂ hydrogenation to liquid fuels, *ACS Cent. Sci.*, 2020, **6**(10), 1657–1670.
 - 14 R. W. Dorner, D. R. Hardy, F. W. Williams and H. D. Willauer, Heterogeneous catalytic CO₂ conversion to value-added hydrocarbons, *Energy Environ. Sci.*, 2010, **3**(7), 884–890.
 - 15 T. Numpilai, N. Chanlek, Y. Poo-Arporn, C. K. Cheng, N. Siri-Nguan, T. Sornchamni, M. Chareonpanich, P. Kongkachuichay, N. Yigit, G. Rupprechter and J. Limtrakul, Tuning interactions of surface-adsorbed species over Fe-Co/K-Al₂O₃ catalyst by different K contents: selective CO₂ hydrogenation to light olefins, *ChemCatChem*, 2020, **12**(12), 3306–3320.
 - 16 X. Liu, C. Zhang, P. Tian, M. Xu, C. Cao, Z. Yang, M. Zhu and J. Xu, Revealing the Effect of Sodium on Iron-Based Catalysts for CO₂ Hydrogenation: Insights from Calculation and Experiment, *J. Phys. Chem. C*, 2021, **125**(14), 7637–7646.
 - 17 B. Liang, H. Duan, T. Sun, J. Ma, X. Liu, J. Xu, X. Su, Y. Huang and T. Zhang, Effect of Na promoter on Fe-based catalyst for CO₂ hydrogenation to alkenes, *ACS Sustainable Chem. Eng.*, 2019, **7**(1), 925–932.
 - 18 Z. Shi, H. Yang, P. Gao, X. Chen, H. Liu, L. Zhong, H. Wang, W. Wei and Y. Sun, Effect of alkali metals on the performance of CoCu/TiO₂ catalysts for CO₂ hydrogenation to long-chain hydrocarbons, *Chin. J. Catal.*, 2018, **39**(8), 1294–1302.
 - 19 T. Witoon, V. Lapkeatseree, T. Numpilai, C. K. Cheng and J. Limtrakul, CO₂ hydrogenation to light olefins over mixed Fe-Co-K-Al oxides catalysts prepared via precipitation and reduction methods, *Chem. Eng. J.*, 2022, **428**, 131389–131400.
 - 20 F. Yuan, G. Zhang, J. Zhu, F. Ding, A. Zhang, C. Song and X. Guo, Boosting light olefin selectivity in CO₂ hydrogenation by adding Co to Fe catalysts within close proximity, *Catal. Today*, 2021, **371**, 142–149.
 - 21 T. Numpilai, N. Chanlek, Y. Poo-Arporn, S. Wannapaiboon, C. K. Cheng, N. Siri-Nguan, T. Sornchamni, P. Kongkachuichay, M. Chareonpanich, G. Rupprechter, J. Limtrakul and T. Witoon, Pore size effects on physicochemical properties of Fe-Co/K-Al₂O₃ catalysts and their catalytic activity in CO₂ hydrogenation to light olefins, *Appl. Surf. Sci.*, 2019, **483**, 581–592.
 - 22 F. Jiang, B. Liu, S. Geng, Y. Xu and X. Liu, Hydrogenation of CO₂ into hydrocarbons: enhanced catalytic activity over Fe-based Fischer-Tropsch catalysts, *Catal. Sci. Technol.*, 2018, **8**(16), 4097–4107.
 - 23 K. Y. Kim, H. Lee, W. Y. Noh, J. Shin, S. J. Han, S. K. Kim, K. An and J. S. Lee, Cobalt ferrite nanoparticles to form a catalytic Co-Fe alloy carbide phase for selective CO₂ hydrogenation to light olefins, *ACS Catal.*, 2020, **10**(15), 8660–8671.
 - 24 S. M. Hwang, S. J. Han, H. G. Park, H. Lee, K. An, K. W. Jun and S. K. Kim, Atomically Alloyed Fe-Co Catalyst derived from a N-coordinated Co single-atom structure for CO₂ hydrogenation, *ACS Catal.*, 2021, **11**(4), 2267–2278.
 - 25 H. Lu, C. Jiang, Z. Ding, W. Wang, W. Chu and Y. Feng, Effects of ultrasonic impregnation combined with calcination in N₂ atmosphere on the property of Co₃O₄/CeO₂ composites for catalytic methane combustion, *J. Energy Chem.*, 2016, **25**(3), 387–392.
 - 26 K. W. Jeon, J. W. Cho, H. R. Park, H. S. Na, J. O. Shim, W. J. Jang, B. H. Jeon and H. S. Roh, One-pot sol-gel synthesis of a CoMo catalyst for sustainable biofuel production by solvent-and hydrogen-free deoxygenation: effect of the citric acid ratio, *Sustainable Energy Fuels*, 2020, **4**(6), 2841–2849.
 - 27 Q. Xu, X. Xu, G. Fan, L. Yang and F. Li, Unveiling the roles of Fe-Co interactions over ternary spinel-type ZnCo_xFe_{2-x}O₄



- catalysts for highly efficient CO₂ hydrogenation to produce light olefins, *J. Catal.*, 2021, **400**, 355–366.
- 28 L. Zhang, Y. Dang, X. Zhou, P. Gao, A. P. van Bavel, H. Wang, S. Li, L. Shi, Y. Yang, E. I. Vovk, Y. Gao and Y. Sun, Direct conversion of CO₂ to a jet fuel over CoFe alloy catalysts, *Innovation*, 2021, **2**(4), 100170.
- 29 A. C. Ghogia, S. Cayez, B. F. Machado, A. Nzihou, P. Serp, K. Soulantica and D. Pham Minh, Hydrogen spillover in the Fischer-Tropsch synthesis on carbon-supported cobalt catalysts, *ChemCatChem*, 2020, **12**(4), 1117–1128.
- 30 M. Ding, Y. Yang, B. Wu, Y. Li, T. Wang and L. Ma, Study on reduction and carburization behaviors of iron phases for iron-based Fischer-Tropsch synthesis catalyst, *Appl. Energy*, 2015, **160**, 982–989.
- 31 Y. Zhang, C. Cao, C. Zhang, Z. Zhang, X. Liu, Z. Yang, M. Zhu, B. Meng, J. Xu and Y. F. Han, The study of structure-performance relationship of iron catalyst during a full life cycle for CO₂ hydrogenation, *J. Catal.*, 2019, **378**, 51–62.
- 32 J. Zhu, P. Wang, X. Zhang, G. Zhang, R. Li, W. Li, T. P. Senftle, W. Liu, J. Wang, Y. Wang, A. Zhang, Q. Fu, C. Song and X. Guo, Dynamic structural evolution of iron catalysts involving competitive oxidation and carburization during CO₂ hydrogenation, *Sci. Adv.*, 2022, **8**(5), eabm3629.
- 33 A. Ramirez, S. Ould-Chikh, L. Gevers, A. D. Chowdhury, E. Abou-Hamad, A. Aguilar-Tapia, J. L. Hazemann, N. Wehbe, A. J. Al Abdulghani, S. M. Kozlov, L. Cavallo and J. Gascon, Tandem conversion of CO₂ to valuable hydrocarbons in highly concentrated potassium iron catalysts, *ChemCatChem*, 2019, **11**(12), 2879–2886.
- 34 A. Russkikh, G. Shterk, B. H. Al-Solami, B. A. Fadhel, A. Ramirez and J. Gascon, Turning Waste into Value: Potassium-Promoted Red Mud as an Effective Catalyst for the Hydrogenation of CO₂, *ChemSusChem*, 2020, **13**(11), 2981–2987.
- 35 W. Zhou, K. Cheng, J. Kang, C. Zhou, V. Subramanian, Q. Zhang and Y. Wang, New horizon in C1 chemistry: breaking the selectivity limitation in transformation of syngas and hydrogenation of CO₂ into hydrocarbon chemicals and fuels, *Chem. Soc. Rev.*, 2019, **48**(12), 3193–3228.
- 36 J. Ashok, S. Pati, P. Hongmanorom, Z. Tianxi, C. Junmei and S. Kawi, A review of recent catalyst advances in CO₂ methanation processes, *Catal. Today*, 2020, **356**, 471–489.
- 37 W. Chen, R. Pestman, B. Zijlstra, I. A. Filot and E. J. Hensen, Mechanism of cobalt-catalyzed CO hydrogenation: 1. Methanation, *ACS Catal.*, 2017, **7**(12), 8050–8060.
- 38 J. Tu, H. Wu, Q. Qian, S. Han, M. Chu, S. Jia, R. Feng, J. Zhai, M. He and B. Han, Low temperature methanation of CO₂ over an amorphous cobalt-based catalyst, *Chem. Sci.*, 2021, **12**(11), 3937–3943.
- 39 Q. Yang, A. Skrypnik, A. Matvienko, H. Lund, M. Holena and E. V. Kondratenko, Revealing property-performance relationships for efficient CO₂ hydrogenation to higher hydrocarbons over Fe-based catalysts: Statistical analysis of literature data and its experimental validation, *Appl. Catal., B*, 2021, **282**, 119554–119564.
- 40 P. R. Khangale, R. Meijboom and K. Jalama, CO₂ hydrogenation to liquid hydrocarbons via modified Fischer-Tropsch over alumina-supported cobalt catalysts: effect of operating temperature, pressure and potassium loading, *J. CO₂ Util.*, 2020, **41**, 101268.
- 41 C. G. Visconti, M. Martinelli, L. Falbo, L. Fratolocchi and L. Lietti, CO₂ hydrogenation to hydrocarbons over Co and Fe-based Fischer-Tropsch catalysts, *Catal. Today*, 2016, **277**, 161–170.
- 42 J. Wei, Q. Ge, R. Yao, Z. Wen, C. Fang, L. Guo, H. Xu and J. Sun, Directly converting CO₂ into a gasoline fuel, *Nat. Commun.*, 2017, **8**(1), 1–9.
- 43 J. Wei, J. Sun, Z. Wen, C. Fang, Q. Ge and H. Xu, New insights into the effect of sodium on Fe₃O₄-based nanocatalysts for CO₂ hydrogenation to light olefins, *Catal. Sci. Technol.*, 2016, **6**(13), 4786–4793.
- 44 N. Boreriboon, X. Jiang, C. Song and P. Prasassarakich, Fe-based bimetallic catalysts supported on TiO₂ for selective CO₂ hydrogenation to hydrocarbons, *J. CO₂ Util.*, 2018, **25**, 330–337.
- 45 B. Liang, T. Sun, J. Ma, H. Duan, L. Li, X. Yang, Y. Zhang, X. Su, Y. Huang and T. Zhang, Mn decorated Na/Fe catalysts for CO₂ hydrogenation to light olefins, *Catal. Sci. Technol.*, 2019, **9**(2), 456–464.
- 46 Y. Han, C. Fang, X. Ji, J. Wei, Q. Ge and J. Sun, Interfacing with carbonaceous potassium promoters boosts catalytic CO₂ hydrogenation of iron, *ACS Catal.*, 2020, **10**(20), 12098–12108.
- 47 N. Chaipraditgul, T. Numpilai, C. K. Cheng, N. Siri-Nguan, T. Sornchamni, C. Wattanakit, J. Limtrakul and T. Witoon, Tuning interaction of surface-adsorbed species over Fe/K-Al₂O₃ modified with transition metals (Cu, Mn, V, Zn or Co) on light olefins production from CO₂ hydrogenation, *Fuel*, 2021, **283**, 119248–119255.
- 48 J. Liu, A. Zhang, X. Jiang, M. Liu, J. Zhu, C. Song and X. Guo, Direct transformation of carbon dioxide to value-added hydrocarbons by physical mixtures of Fe₅C₂ and K-modified Al₂O₃, *Ind. Eng. Chem. Res.*, 2018, **57**(28), 9120–9126.
- 49 S. M. Hwang, C. Zhang, S. J. Han, H. G. Park, Y. T. Kim, S. Yang, K. W. Jun and S. K. Kim, Mesoporous carbon as an effective support for Fe catalyst for CO₂ hydrogenation to liquid hydrocarbons, *J. CO₂ Util.*, 2020, **37**, 65–73.
- 50 S. Wang, T. Wu, J. Lin, Y. Ji, S. Yan, Y. Pei, S. Xie, B. Zong and M. Qiao, Iron-potassium on single-walled carbon nanotubes as efficient catalyst for CO₂ hydrogenation to heavy olefins, *ACS Catal.*, 2020, **10**(11), 6389–6401.
- 51 R. Sathawong, N. Koizumi, C. Song and P. Prasassarakich, Bimetallic Fe-Co catalysts for CO₂ hydrogenation to higher hydrocarbons, *J. CO₂ Util.*, 2013, **3**, 102–106.
- 52 Global Market Insights, Linear Alpha Olefins Market Size By Product, https://www.gminsights.com/industry-analysis/linear-alpha-olefins-market?utm_source=GoogleAds&utm_medium=Adwords&utm_campaign=Chemicals-PPC&gclid=CjwKCAjwUr-SBhB6EiwA5sKtjvEAaDw-M4YDulPHwiKoTSA9tGMwNfcqN-0ew3EXRiEuwl5bkz5-hoCuIsQAvD_BwE.



- 53 L. Guo, J. Sun, X. Ji, J. Wei, Z. Wen, R. Yao, H. Xu and Q. Ge, Directly converting carbon dioxide to linear α -olefins on bio-promoted catalysts, *Commun. Chem.*, 2018, **1**(1), 1–8.
- 54 M. K. Gnanamani, H. H. Hamdeh, G. Jacobs, W. D. Shafer, S. D. Hopps, G. A. Thomas and B. H. Davis, Hydrogenation of Carbon Dioxide over K-Promoted FeCo Bimetallic Catalysts Prepared from Mixed Metal Oxalates, *ChemCatChem*, 2017, **9**(7), 1303–1312.
- 55 M. K. Gnanamani, G. Jacobs, H. H. Hamdeh, W. D. Shafer, F. Liu, S. D. Hopps, G. A. Thomas and B. H. Davis, Hydrogenation of carbon dioxide over Co-Fe bimetallic catalysts, *ACS Catal.*, 2016, **6**(2), 913–927.
- 56 D. Xu, Y. Wang, M. Ding, X. Hong, G. Liu and S. C. E. Tsang, Advances in higher alcohol synthesis from CO₂ hydrogenation, *Chem*, 2021, **7**(4), 849–881.
- 57 T. Yang, X. D. Wen, C. F. Huo, Y. W. Li, J. Wang and H. Jiao, Structure and energetics of hydrogen adsorption on Fe₃O₄ (1 1 1), *J. Mol. Catal. A: Chem.*, 2009, **302**(1–2), 129–136.
- 58 C. Lemire, R. Meyer, V. E. Henrich, S. Shaikhutdinov and H. J. Freund, The surface structure of Fe₃O₄ (1 1 1) films as studied by CO adsorption, *Surf. Sci.*, 2004, **572**(1), 103–114.
- 59 L. Zhu, K. L. Yao and Z. L. Liu, First-principles study of the polar (111) surface of Fe₃O₄, *Phys. Rev. B: Condens. Matter Mater. Phys.*, 2006, **74**(3), 035409.
- 60 X. Yu, C. F. Huo, Y. W. Li, J. Wang and H. Jiao, Fe₃O₄ surface electronic structures and stability from GGA+ U, *Surf. Sci.*, 2012, **606**(9–10), 872–879.
- 61 Y. Liu, C. Xu, W. Cen and H. Li, Design strategy of bifunctional catalysts for CO oxidation, *Fuel*, 2022, **320**, 123909.
- 62 L. C. Grabow, B. Hvolbæk and J. K. Nørskov, Understanding trends in catalytic activity: the effect of adsorbate–adsorbate interactions for CO oxidation over transition metals, *Top. Catal.*, 2010, **53**(5), 298–310.
- 63 X. Tian, T. Wang, Y. Yang, Y. W. Li, J. Wang and H. Jiao, Surface Morphology of Cu Adsorption on Different Terminations of the Hägg Iron Carbide (χ -Fe₅C₂) Phase, *J. Phys. Chem. C*, 2015, **119**(13), 7371–7385.
- 64 D. B. Cao, F. Q. Zhang, Y. W. Li and H. Jiao, Density functional theory study of CO adsorption on Fe₅C₂ (001), -(100), and -(110) surfaces, *J. Phys. Chem. B*, 2004, **108**(26), 9094–9104.
- 65 R. Gao, D. B. Cao, Y. Yang, Y. W. Li, J. Wang and H. Jiao, Adsorption and energetics of H₂O molecules and O atoms on the χ -Fe₅C₂ (111), (-411) and (001) surfaces from DFT, *Appl. Catal., A*, 2014, **475**, 186–194.

