


Cite this: *RSC Adv.*, 2020, 10, 36571

# Artificial sugar saccharin and its derivatives: role as a catalyst

Kamalpreet Kaur  and Suman Srivastava \*

The primary objective of this review was to demonstrate the significance of artificial sugar saccharin and its derivatives as catalysts for a wide variety of organic transformations. The application of saccharin and its derivatives represents a greener and superior catalytic approach for reactions. In particular, we were interested in bringing together the literature pertaining to these saccharin derivatives from a catalysis perspective. The present review reports synthesis of saccharin and its derivatives such as saccharin-*N*-sulfonic acid, sodium saccharin, *N*-halo saccharin, saccharin lithium-bromide, *N*-formyl saccharin, *N*-acyl saccharin, *N*-nitrosaccharin, *N*-SCF<sub>3</sub> saccharin, *N*-fluorosultam, *N*-phenylselenosaccharin, *N*-thiocyanatosaccharin palladium saccharin, DMAP-saccharin, and [Bmim]Sac. This catalytic application of saccharin and its derivatives includes reactions such as the Biginelli reaction, Paal-Knorr pyrrole synthesis, azo-coupling reaction, halogenations, domino Knoevenagel, Michael, deoximation reaction, catalytic condensation, functional group protection and oxidation etc. Also, these saccharin derivatives act as a source of CO, NH<sub>2</sub>, SCN, SCF<sub>3</sub> and nitro groups. We reported all the available data on saccharin and its derivatives acting as a catalyst from 1957 to date.

Received 8th July 2020  
Accepted 24th September 2020

DOI: 10.1039/d0ra05974a

rsc.li/rsc-advances

## 1. Introduction

The design and application of new catalysts and catalytic systems are simultaneously achieving the dual goals of green chemistry. Catalysis offers numerous green chemistry benefits including lower energy requirements, achieving reaction faster, increased selectivity, and decreased use of processing and

separation agents. The development of efficient green catalysts for the synthesis of various bioactive moieties has become a major focus for researchers. Developing green chemistry methodologies is a challenge that may be viewed through the framework of the "Twelve Principles of Green Chemistry". These principles identify catalysis as one of the most important tools for implementing green chemistry. Natural sugars and unnatural sweeteners are becoming employed as reagents and catalysts in organic functional group transformations. Recently,  $\beta$ -cyclodextrin, a cyclic oligosaccharide containing seven

Department of Applied Sciences, National Institute of Technology, Delhi, NILERD Campus, Sec A-7, Narela, Delhi 110040, India. E-mail: sumanbhu08@gmail.com



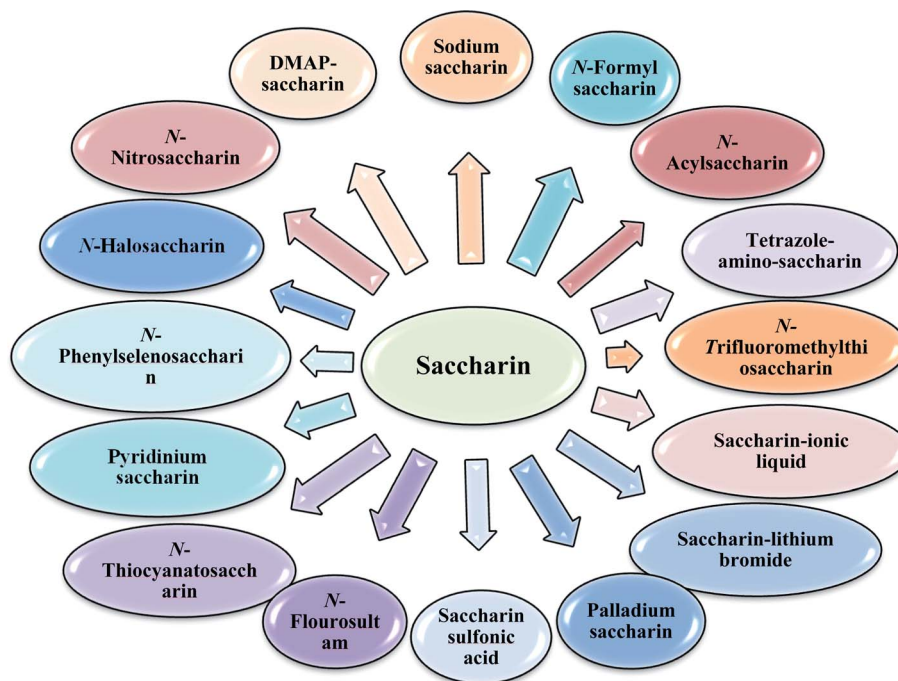
Kamalpreet Kaur is a Project Assistant in National Institute of Technology, Delhi, India under Dr Suman Srivastava Assistant Professor, NIT, Delhi. She received her Master of Science degree in Chemistry under the supervision of Dr Sonia Kaushal Assistant Chemist, Punjab Agricultural University, Ludhiana, India in 2019.



Dr Suman Srivastava studied chemistry at Banaras Hindu University (Varanasi), where she got her Master's degree in chemistry (2006). She completed her Ph.D. thesis in 2013 under the supervision of Professor Ranjana S. Khanna (Banaras Hindu University) and co-supervision of Dr Atul Kumar (CSIR-Central Drug Research Institute). She went to Indian Institute of Technology Mandi as

a postdoc, and then she started her independent research as a DST Inspire faculty at National Institute of Technology Delhi. Her research interests include Development of green methodology for bioactive heterocycle synthesis.



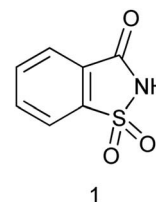


glucose units in the molecule has been introduced as a catalyst for the synthesis of tryptanthrin.<sup>1</sup> Saccharin is a non-nutritive sweetener<sup>2</sup> and it is 300 times sweeter than the sucrose.<sup>3</sup> Saccharin (1,2-benzisothiazol-3(2H)-one-1,1-dioxide) was discovered in 1878 by Remson and Fahlberg.<sup>4</sup> Saccharin is a Brønsted acid with moderate acidity ( $pK_a$  2.32). This inexpensive, edible, and benign chemical has been used as a catalyst for several organic functional group transformations.

Taking wide application of saccharin and its derivatives for use as catalyst and in continuation of our ongoing research towards development of novel and green reaction media,<sup>5</sup> we have summarized the catalytic applicability of saccharin and its derivatives on various organic transformations. This review article highlights studies of saccharin and its derivatives as a catalyst for synthesis of a diverse range of a broad area of molecules. A review published by Banerjee *et al.* in 2019 (ref. 6) which includes saccharin and its derivatives such as saccharin sulfonic acid, sodium saccharin, tetrazole-amino-saccharin and 4-*N,N*-dimethylaminopyridine (DMAP)-saccharin as catalyst only. We have covered every derivatives of saccharin as catalyst discovered so far. The present review reports synthesis of saccharin and its derivatives such as saccharin-*N*-sulfonic acid, sodium saccharin, *N*-halo saccharin, saccharin lithium-bromide, *N*-formyl saccharin, *N*-acyl saccharin, *N*-nitro-saccharin, *N*-SCF<sub>3</sub> saccharin, *N*-fluorosultam, *N*-phenyl-selenosaccharin, *N*-thiocyanatosaccharin, palladium saccharin, DMAP-saccharin, tetrazole-amino-saccharin and [Bmim]Sac. Along with these, this review also reports references where

saccharin derivative acts as a source of CO, NH<sub>2</sub>, SCN, SCF<sub>3</sub> and nitro group.

## 2. Saccharin as catalyst



### 2.1. Quinoxalines and pyrido[2,3-*b*]pyrazines synthesis

Organic compounds which contain nitrogen heterocyclic rings are important compounds in medicinal chemistry as quinoxalines are polynitrogen heterocyclic compounds possessing diverse range of biological activities and used as therapeutics.<sup>7</sup> The most common synthetic pathway to reach these scaffolds is the condensation of 1,2-diketones with 1,2-arylenediamines in refluxing ethanol or acetic acid.<sup>8</sup> These processes suffer from several limitations such as high cost, pollution, long reaction time, waste treatment, and poor chemical yields. Lassagne *et al.* evaluated the saccharin as a organocatalyst for synthesis of pyrido[2,3-*b*]pyrazines and quinoxalines through cyclocondensation of various 1,2-arylenediamines with different 1,2-



Scheme 1 Quinoxalines and pyrido[2,3-*b*]pyrazines synthesis.

Scheme 2 Paal-Knorr pyrroles synthesis.

dicarbonyl compounds at room temperature shown in Scheme 1.<sup>9</sup>

It was found that it is effective method to synthesize quinoxalines with 97% of yield and saccharin as a organocatalyst presents advantages such as reusability, availability easy to handle, absence of toxicity, environmental acceptability with mild reaction conditions, and short reaction times.

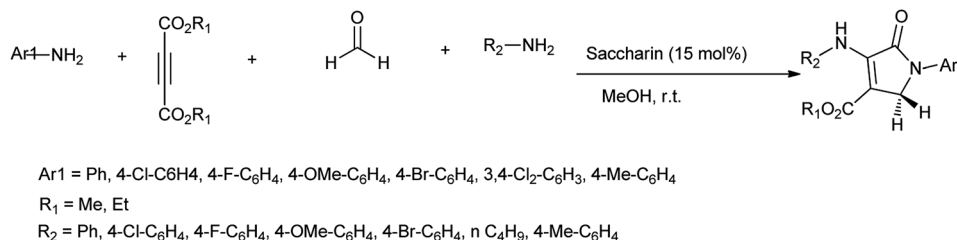
## 2.2. Paal-Knorr pyrroles synthesis

Pyrrole ring is core unit of important naturally occurring compounds, such as vitamin B12, heme, and chlorophyll.<sup>10</sup> The ring closure reaction between amines and open chain carbonyl compounds forms compounds of a class pyrrole called Paal-Knorr pyrroles synthesis.<sup>11</sup> Bhandari *et al.* synthesized *N*-substituted 2,5-dimethylpyrroles by using saccharin as a green catalyst (Scheme 2).<sup>12</sup>

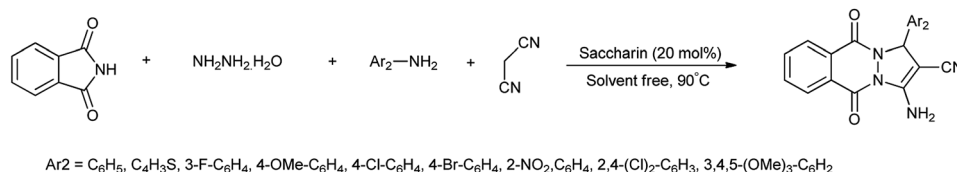
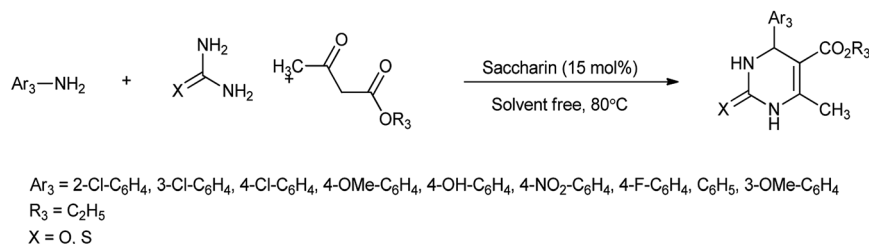
The method proposed is effective, proficient and ecological safe with 86% of yield of desired product.

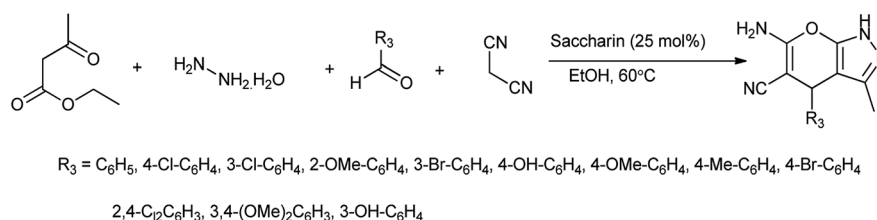
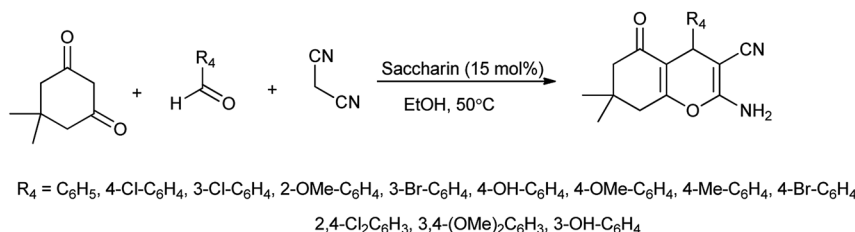
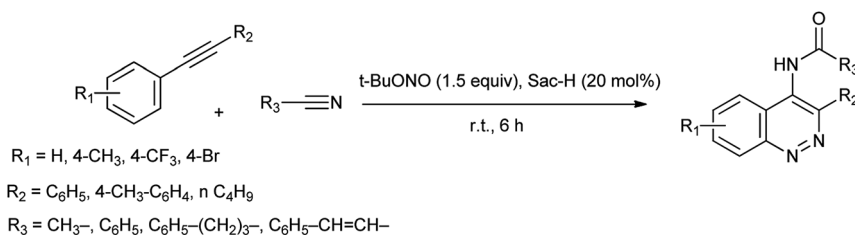
## 2.3. Multicomponent synthesis of nitrogen heterocycles

Recently, substantial researches have been accomplished on synthesis of bioactive nitrogen heterocycles using multicomponent reaction.<sup>13</sup> Mohamadpour *et al.* reported that saccharin act as green and effective catalyst for one pot



Scheme 3 Synthesis of dihydro-2-oxypyrrole.

Scheme 4 Synthesis of 1*H*-pyrazolo[1,2-*b*]phthalazine-5,10-dione.Scheme 5 Synthesis of 3,4-dihydropyrimidin-2-(1*H*)-one.

Scheme 6 Synthesis of pyrano[2,3-*d*]pyrimidinone scaffolds.Scheme 7 Synthesis of dihydropyrano[2,3-*c*]pyrazole.Scheme 8 Synthesis of tetrahydrobenzo[*b*]pyran.

Scheme 9 Synthesis of 4-amidocinnoline derivatives.

multicomponent synthesis of substituted dihydro-2-oxypyrrole, 1*H*-pyrazolo[1,2-*b*]phthalazine-5,10-dione and 3,4-dihydropyrimidin-2-(1*H*)-one derivatives as shown in Schemes 3–5 respectively.<sup>14</sup>

Saccharin has important benefits such as non-toxic, eco-friendly, green, high efficiently, environmentally benign nature, high catalytic activity, and low cost.

In another attempt they have developed the procedure for the one pot multi-component synthesis of pyrano[2,3-*d*]pyrimidinone, dihydropyrano[2,3-*c*]pyrazole and tetrahydrobenzo[*b*]pyran scaffolds by saccharin catalyzed Knoevenagel

cyclocondensation reaction shown in Schemes 6–8 respectively<sup>15</sup> where the desired product were produced with excellent yield of 86%.

This method found to be convenient and green and overcome the several disadvantages such as long reaction times, low yields, tedious workup, harsh conditions and requirement of excess amounts of catalyst and reagents.

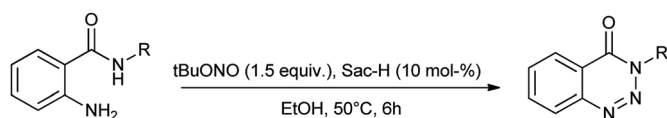
## 2.4. Azo coupling reaction

The azo coupling reaction is an important procedure for the synthesis of azo compounds because the variety of the coupling





Scheme 10 Proposed mechanism for the synthesis of 4-amidocinnolines derivatives.



Scheme 11 Synthesis of 1,2,3-benzotriazine-4-(3H)-ones using saccharin as catalyst.

and diazo components can be used and prodigious range of viable azo compounds can be synthesized.<sup>16</sup> Cinnolines and their derivatives are a great important aza-heterocycles of pharmaceutical cores<sup>17</sup> and also have been widely utilized in organic synthesis as well as they displayed optical and luminescent properties.<sup>18</sup> By becoming more concerned, Khaligh *et al.* reported one-pot synthesis of 4-amidocinnolines by using saccharin as a cheap and ecofriendly organocatalyst under halogen and metal free condition shown in Scheme 9.<sup>19</sup>

This method has advantages such as reduced waste, cost-effectiveness, simple experimental and environmentally benign procedure, and good yield of the products. Further the proposed mechanism is shown in Scheme 10 which showed that mild electrophile nitroso was formed from saccharin and *tert*-butyl nitrite.

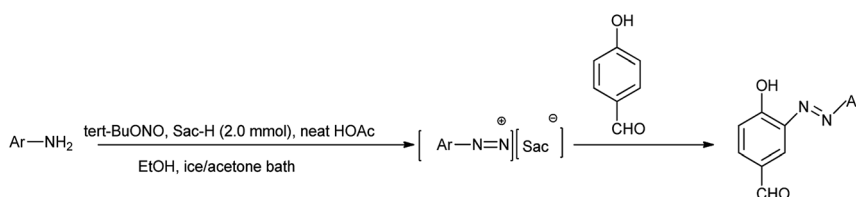
Amine nitrogen of aryl amine reacts with nitroso electrophile to form *o*-alkynylphenyldiazonium saccharinate. Then simultaneously the nitrile addition to *o*-alkynylphenyldiazonium and

cyclization followed by hydrolysis gives the desired 4-amidocinnoline and saccharin return back to the reaction cycle.

Similarly, they also proposed a procedure for cost effective, simple and energy efficient synthesis procedure for the synthesis of 1,2,3-benzotriazine-4-(3H)-ones by using saccharin as catalyst and *tert*-butyl nitrite as a diazotization reagent (Scheme 11).<sup>20</sup>

Here saccharin is described as safe and cheap organocatalyst for one-pot synthesis under mild reaction condition. Khaligh *et al.* further showed the synthesis of azo dyes by using saccharin as a catalyst *via* telescope dediazotization (Scheme 12). Synthesis of azo compounds was developed by using *tert*-butyl nitrite and a mixture of saccharin and glacial acetic acid in ethanol mixed solvent followed by the azo coupling reaction with 4-hydroxybenzaldehyde.

Arenediazonium saccharinates intermediates were used in the azo coupling reaction with 4-hydroxybenzaldehyde *via* telescoped dediazotization. Arenediazonium saccharinates obtained as stable intermediate can be stored for longer time and can be used again without any loss of activity (Scheme 13).<sup>21</sup> The current method has advantages such as reduced waste by avoiding solvent for the purification of intermediate in diazotization step, cost-effectiveness, simple experimental procedure, good yield of azo dyes, metal-free waste, and environmentally benign conditions. An interesting aspect of

Scheme 12 Synthesis of 4-hydroxy-3-[(E)-aryldiazenyl]-benzaldehyde derivatives *via* stable arene diazonium saccharinates.





Scheme 13 Mechanism of diazotization process.

this study is the recovery of saccharin from the reaction, which could be reused.

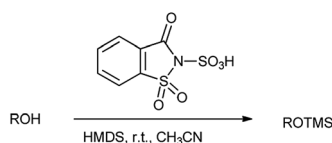
with continuous stirring and no special workup is needed as HCl is removed as gas shown in Scheme 14.

### 3. Saccharin-*N*-sulfonic acid

Saccharin-*N*-sulfonic acid

#### 3.1. Synthesis of saccharin-*N*-sulfonic acid

Sulfonic acid is strong acid used as sulfonating agent since ages. Though it is very carcinogenic and not easy to handle scientist are now moving towards ecofriendly approach as Zare *et al.* in 2019,<sup>22</sup> Shirini *et al.* in 2009 (ref. 23) and Shirini *et al.* in 2010 (ref. 24) reported the procedure for the synthesis of saccharin-*N*-sulfonic acid (SaSA) where the neat chlorosulfonic acid was added dropwise into the flask containing the saccharin

Scheme 14 Synthesis of saccharin-*N*-sulfonic acid (SaSA).

Scheme 15 Trimethylsilylation of alcohol is carried out in the presence of SaSA with HMDS.

#### 3.2. Alcohols protection

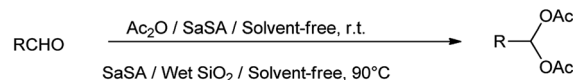
Protection and deprotection of organic functional groups are important processes during multi-step organic synthesis.<sup>25</sup> The procedure which followed for the functional group transformations depends on its short reaction times, simplicity, low cost of the process, high yields of the desired products and ease of the work-up methods.

Earlier, trimethylsilylation is one of prime and approved methods for protecting the alcoholic hydroxyl group.<sup>26</sup> Generally, the formation of silyl ether is carried out by reacting alcohols with silyl triflates and silyl chlorides in the presence of stoichiometric amounts of a base.<sup>27</sup> However, Shirini *et al.* in 2009 reported the chemoselective trimethylsilylation of alcohols catalyzed by saccharin sulphonic acid with hexamethyldisilazane (HMDS) in the presence of thiols and amines as shown in Scheme 15.<sup>23</sup> Here, the method resulted in the good product yield with 95% and also short reaction times, easy workup and reagent availability.

#### 3.3. Aldehyde protection

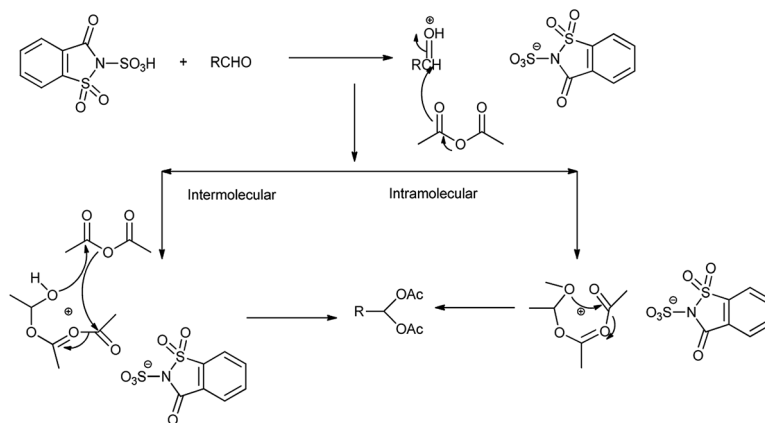
Among the several methods available for the protection of aldehydes, acylal formation is often preferred due to the ease of preparation and the stability of the produced 1,1-diacetate towards basic and neutral conditions<sup>28</sup> but Shirini *et al.* 2010 showed the saccharin sulphonic acid as an effective catalyst for preparation and deprotection of 1,1-diacetates by reacting aldehyde with acetic anhydride (Scheme 16). The reaction took place by two different mechanisms shown in Scheme 17.<sup>24</sup>

This method can be useful for the chemoselective acylation of aldehydes in the presence of ketones under mild, solvent-free reaction condition, high selectivity and yield of product followed by easy work up and further also found suitable for the

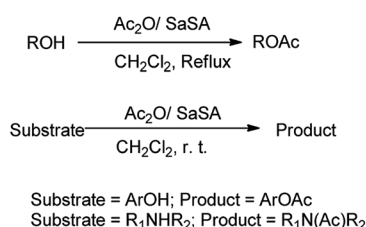


Scheme 16 Conversion of aldehyde to their corresponding 1,1-diacetate with acetic anhydride by using SaSA as catalyst.

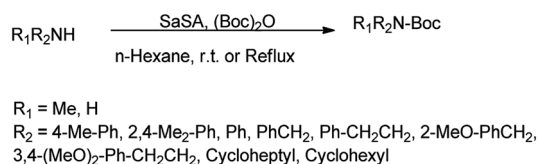




Scheme 17 Mechanism for the synthesis of 1,1-diacetate.



Scheme 18 Acetylation of alcohols, phenols and amines in presence of SaSA as catalyst.

Scheme 19 Formation of *N*-Boc protected amines.

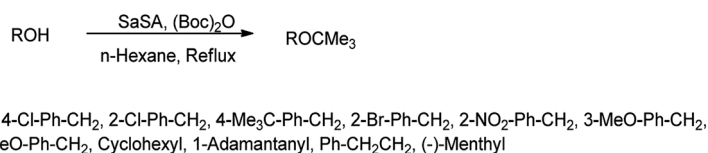
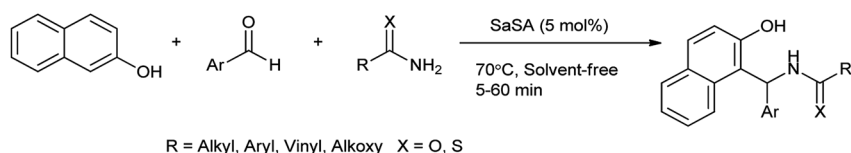
regeneration of aldehydes from the related acylals in the presence of wet  $\text{SiO}_2$ . This method is also very useful for the protection of aliphatic aldehydes.

### 3.4. Acetylation of alcohols, phenols, and amines

Acetylation is one of the most important methods widely used for protection of the alcoholic hydroxyl group. This method is important because of the ease of introduction of the acetyl group, the stability of the product to acidic conditions, and ease of removal of the protecting group by alkaline hydrolysis. The acetylation of alcohols, phenols, and amines with  $\text{Ac}_2\text{O}$  is efficiently catalyzed in the presence of SaSA (Scheme 18).<sup>29</sup> This method was found to be efficient due to ease of preparation, reusability and stability of reagent, high yields of the products, relatively short reaction times, and easy work-up addition to the methods available.

### 3.5. *N*-*tert*-Butyloxycarbonyl (*N*-Boc) protection

*N*-*tert*-Butyloxycarbonyl protection (Boc) has attracted much attention of many organic chemists. Di-*tert*-butyldicarbonate  $[(\text{Boc})_2\text{O}]$  as a stable and commercially available reagent is widely used for this purpose.<sup>30</sup> Shirini *et al.* (2010) reported saccharin sulphonate as a catalyst for the Boc protection of amines using di-*tert*-butyldicarbonyl  $[(\text{Boc})_2\text{O}]$  shown in Scheme 19 with 95% yield and this catalyst was also suitable for the formation of *tert*-butyl ethers from the related alcohols (Scheme 20) with 90% of yield.<sup>31</sup>

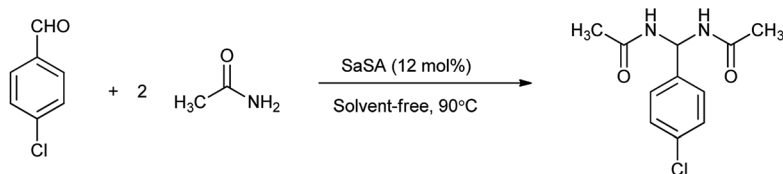
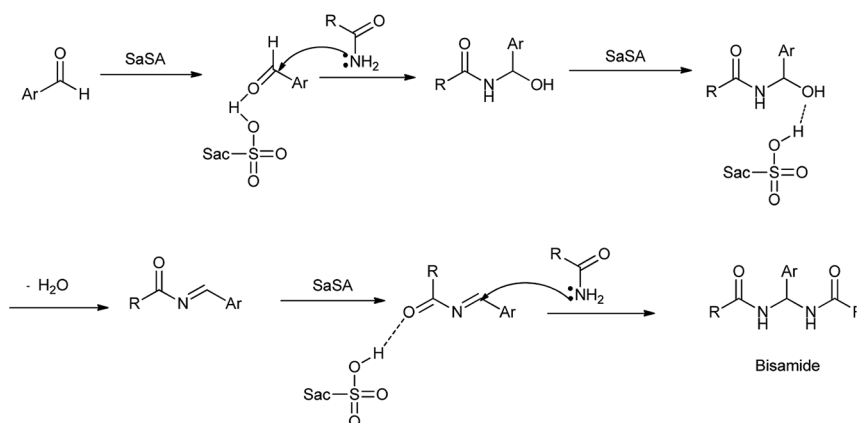
Scheme 20 Formation of *tert*-butyl ether by using SaSA as a catalyst.

Scheme 21 The condensation of 2-naphthol with the arylaldehyde and amides.





Scheme 22 The mechanism for the formation of 1-amidoalkyl-2-naphthol.

Scheme 23 Synthesis of *N,N'*-alkylidene bisamides.Scheme 24 The mechanism proposed for the synthesis of *N,N'*-alkylidene bisamide.

This procedure found to be effective due to its high yield of product, easy work-up, and mild reaction condition. Further, this catalyst is also suitable for the synthesis of *tert*-butyl ethers from the related alcohols.

### 3.6. Multicomponent reactions

2-Naphthol derivatives are found to be valuable pharmacologic compounds possessing various important biological properties such as antiinflammatory, antibacterial, hypotensive, and bradycardia activities.<sup>32</sup> Zare *et al.* (2013) determined the one-pot multicomponent synthesis of 1-carbamatoalkyl-2-naphthols, 1-amidoalkyl-2-naphthols, bis(1-amidoalkyl-2-naphthol)s, 1-thioamidoalkyl-2-naphthols and bis(1-carbamatoalkyl-2-naphthol)s by condensation reaction of 2-naphthol with amides (thioamides or alkyl carbamates) and arylaldehydes under solvent free, mild and green condition by using recyclable catalyst as saccharin sulfonic acid (Scheme 21). The mechanism followed for the formation of 2-naphthol derivatives shown in Scheme 22.<sup>33</sup>

This procedure was inexpensive, nontoxic, recyclable, and use green catalyst; moreover it overcome all the limitations

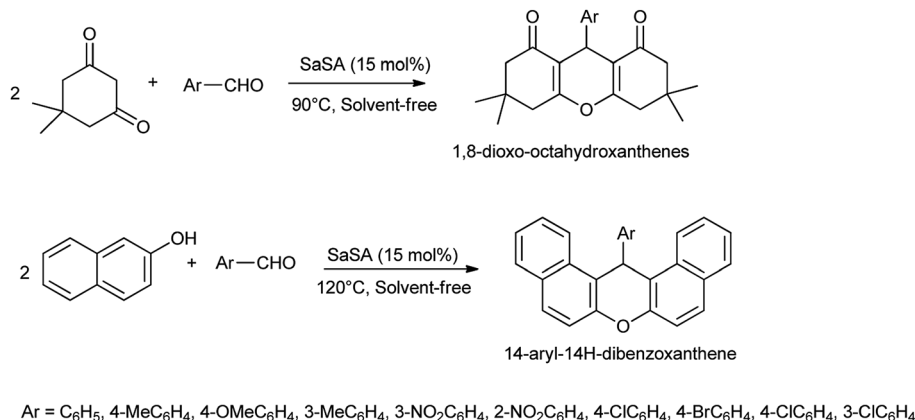
earlier such as toxic catalyst, the use of large amount of catalyst, high reaction time, low product yield, usage of an additional energy (ultrasound or microwave), harsh reaction conditions, and no specificity.

In another study by Zare *et al.* showed the synthesis of *N,N'*-alkylidene bisamides using saccharin-*N*-sulfonic acid as solid-acid catalyst in solvent free condition by condensation between chlorobenzaldehyde and acetamide shown in Scheme 23.<sup>22</sup> Mechanism has been proposed in Scheme 24 showed that the acidic hydrogen of SaSA activates the aldehyde carbonyl which is followed by nucleophilic attack of the amide. Then water is removed to yield intermediate which is activated by the SaSA and second molecule of amide attacked resulted in the yield of alkylidene bisamide. This method has advantages over the reported methods such as milder condition, easy workup procedure, effectiveness, short reaction time, generality, high yields, solvent free and easy synthesis of the catalyst.

Saccharin sulfonic acid (SaSA) was also reported as effective and inexpensive catalyst for one pot multi-component solvent-free organic transformations for the synthesis of 1,8-





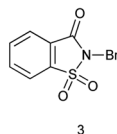


Scheme 25 Synthesis of 1,8-dioxo-octahydroxanthenes and 14-aryl-14H-dibenzoxanthene derivatives.

dioxooctahydroxanthenes, and 14-aryl-14H-dibenzoxanthenes derivatives (Scheme 25)<sup>34</sup> with 90% of yield.

This catalyst found to be effective due to its generality, shorter reaction time, high yield, no side products, simplicity, easy work up, ease of preparation of the catalyst, and compliance with the green chemistry protocols.

## 4. N-Bromosaccharin



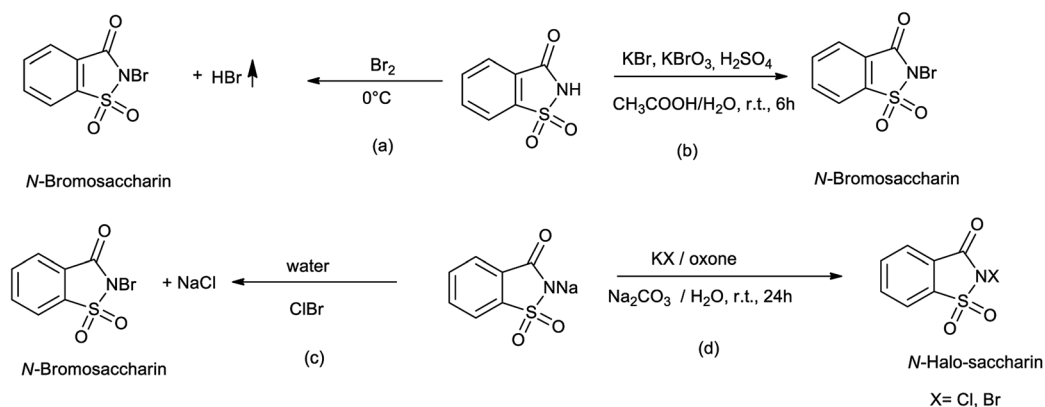
Structure of N-Bromosaccharin

### 4.1. Synthesis of N-bromosaccharin

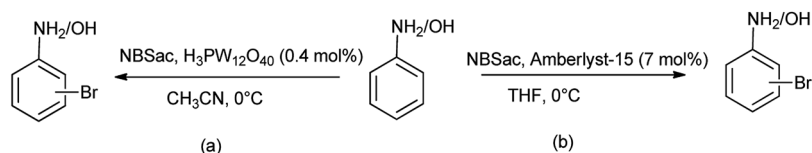
Bachhawat *et al.* (1971) reported the synthesis of N-bromosaccharin as shown in Scheme 26a<sup>35</sup> Zajc reported synthesis of N-bromosaccharin from saccharin by the reaction of KBr and KBrO<sub>3</sub> as shown in Scheme 26b.<sup>36</sup> Sanchez *et al.* reported the synthesis of N-bromosaccharin by reacting sodium saccharin with bromine chloride as shown in Scheme 26c.<sup>37</sup> De Souza *et al.* also reported the synthesis of N-bromo and N-chloro saccharin from sodium salts of saccharin in presence of potassium bromide or chloride and Oxone in water at the room temperature as shown in Scheme 26d.<sup>38,39</sup>

### 4.2. As a brominating agent

Earlier, diverse range of brominating agents<sup>40</sup> has been reported for the monobromination of heteroaromatic and aromatic compounds. The direct bromination carried by the molecular bromine as a basic electrophilic brominating reagent has



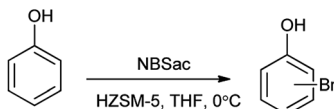
Scheme 26 Synthesis of N-bromosaccharin.



Scheme 27 Bromination of phenols and anilines using N-bromosaccharin.



Scheme 28 Mechanism for the synthesis of bromo aniline and phenol using NBSac- $\text{H}_3\text{PW}_{12}\text{O}_{40}$ .



Scheme 29 Bromination of phenol with NBSac over ZSM-5 zeolite.

various drawbacks arising out of its corrosive and toxic nature, high reactivity, and difficult handling, which leads to highly nonselective and exothermic reactions.

Alinezhad *et al.* in 2010 evaluated the *N*-bromosaccharin (NBSac) as heterogeneous recyclable catalyst for bromination of anilines and phenols with tungstophosphoric acid ( $\text{H}_3\text{PW}_{12}\text{O}_{40}$ ) (Scheme 27a).<sup>41</sup> This procedure found to be effective over other due its environmental compatibility, greater selectivity, reusability, nontoxicity, ease of isolation, operational simplicity and noncorrosiveness, whereas Baharfar and coworkers evaluated the bromination of anilines and phenols using *N*-bromosaccharin in catalytic amount of Amberlyst-15 as catalyst (Scheme 27b).<sup>42</sup> This protocol was found to be efficient due to mild reaction conditions, high regioselectivity, rapid conversion, good to excellent yields, and reusability of the catalyst.

Mechanism for the reaction for bromination of anilines and phenols with tungstophosphoric acid ( $\text{H}_3\text{PW}_{12}\text{O}_{40}$ ) is shown in Scheme 28. Abrishamkar *et al.* reported the bromination of phenol in presence of *N*-bromosaccharin and ZSM-5 zeolite as a catalyst as shown in the Scheme 29.<sup>43</sup> Some notable advantages of this protocol are mild reaction conditions, rapid conversion, simple experimental procedure, excellent yields and reusability of the catalyst.

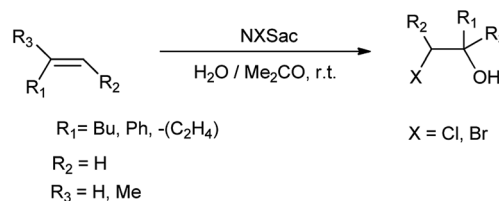
In another study, by Alinezhad *et al.* (2011) showed that monobromination of 1,3-diones by using *N*-bromosaccharin/

$\text{Mg}(\text{ClO}_4)_2$  without ring bromination (Scheme 30).<sup>44</sup> NBSac is found as alternative and efficient reagent to carryout bromination of 1,3-diones without the ring bromination and is synthesized easily by commercial sodium saccharin and reaction conditions are safe, easy, and fast.<sup>35</sup>

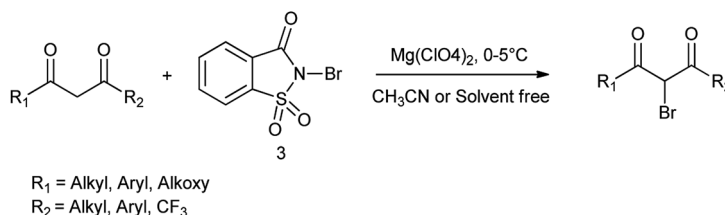
Sánchez *et al.* reported the comparative study of bromination at  $\alpha$ -carbonylic and benzylic position by using *N*-bromosaccharin (NBSac) and *N*-bromosuccinimide (NBS) as brominating agent. It was found that NBSac resulted in the excellent yield in both  $\alpha$ -carbonylic and benzylic position in comparison to NBS which produces slightly lower yields with the carbonylic compounds.<sup>45</sup>



Scheme 31 Halogenation of aromatic ring.

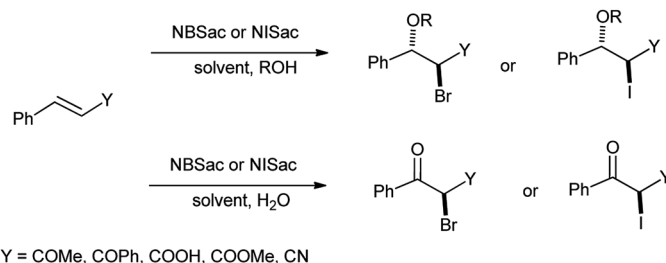


Scheme 32 Cohalogenation of alkenes.

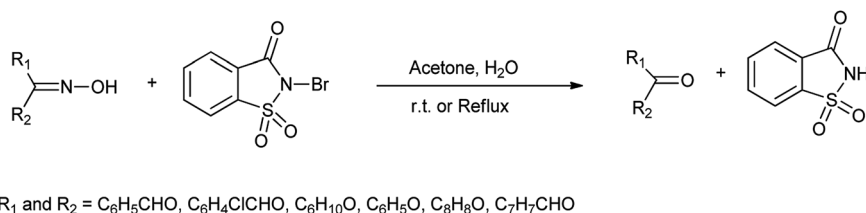


Scheme 30 Monobromination of 1,3-diones using *N*-bromosaccharin/ $\text{Mg}(\text{ClO}_4)_2$ .





Scheme 33 Halogenation of  $\alpha,\beta$ -unsaturated ketones, nitriles, esters and acids in presence of *N*-iodo and *N*-bromosaccharin.



Scheme 34 Conversion of oximes to corresponding ketones or aldehydes in presence of *N*-bromosaccharin.

De Souza *et al.* 2003 showed that *N*-halosaccharin helps in the cohalogenation of alkenes and halogenation of electron rich aromatics. Results showed that *N*-bromosaccharin only gave the *para*-substituted product whereas *N*-chlorosaccharin also gave both *ortho* and *para*-substituted mixture as shown in Scheme 31. The reaction of halosaccharin with alkenes resulted in respective halohydrins (Scheme 32).<sup>39</sup>

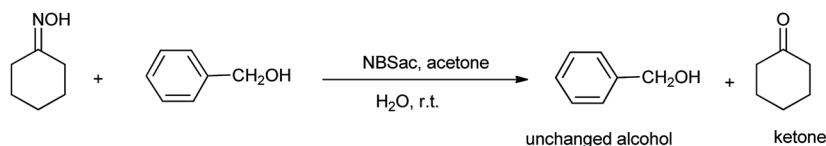
Both NBSac and NClSac are effective and alternative reagents to carryout halogenation of electron rich aromatic compounds and cohalogenation of alkenes. As this method showed more efficacies due to the reaction conditions which are safe, simple, and these reagents are easily prepared by commercial sodium saccharin.

Urunkar *et al.* demonstrated the synthesis of halohydrins from corresponding  $\alpha,\beta$ -unsaturated ketones, nitriles, esters and acids in presence of *N*-iodo and *N*-bromosaccharin in aqueous organic solvents (Scheme 33).<sup>46</sup> Herein, the reaction procedure was effective as reaction took place at room temperature, in short time and highly anti stereoselective.

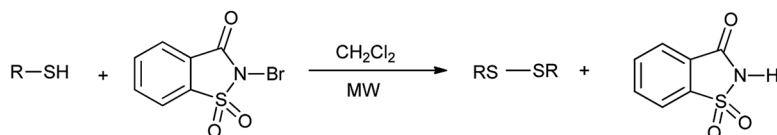
#### 4.3. As an oxidizing agent

Earlier different methods were used to deoxygenation using several oxidizing agents such as manganese triacetate, pyridinium chlorochromate, dimethyl dioxirane and periodic acid.<sup>47</sup> There were some drawbacks which includes long reaction times, formation of over oxidation product with low yield and difficulties in isolation of products.<sup>48</sup> So, Khazaei *et al.* described *N*-bromosaccharin as effective oxidative reagents for regenerating carbonyl compound from oximes (Scheme 34). They reported the direct conversion of oximes to corresponding aldehyde and ketones in presence of *N*-bromosaccharin as shown in Scheme 34.

However the same protocol was used to carry out deoxygenation of oximes in presence of alcohols as shown in Scheme 35. This method found to be convenient took place at room temperature, under mild conditions; no formation of over oxidation products, high yields, easy workup procedure, and the oxidative reagent (NBSac) can be recovered and reused many times. Results showed that saccharin was formed after the



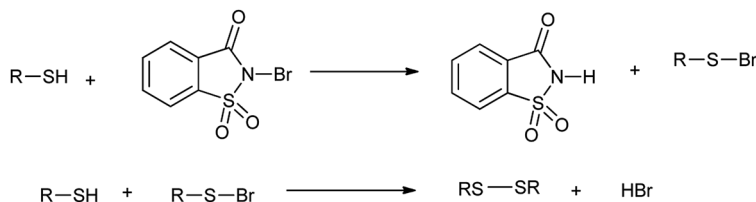
Scheme 35 Deoxygenation of oxime.



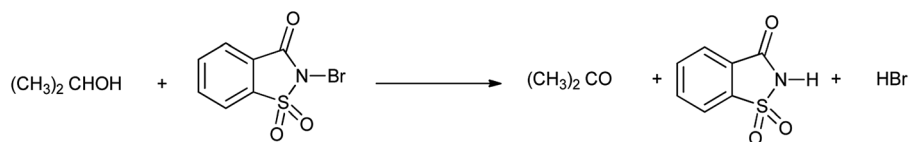
Scheme 36 Oxidation of thiols to the disulfides.



Scheme 37 Possible mechanisms for the oxidation of thiols to disulfides.



Scheme 38 Possible mechanisms for the oxidation of thiols to disulfides.



Scheme 39 Oxidation of alcohol to corresponding carbonyl compound by NBSac.

completion of the reaction which can be isolated and can be brominated for the further used as deoxygenation reaction.<sup>49</sup> Further Khazaei *et al.* 2006 showed that *N*-bromosaccharin act as an effective oxidative reagent and chemoselective under the microwave irradiation for oxidation of thiols to disulfides (Scheme 36).<sup>50</sup> The two possible mechanisms for this reaction are shown in Schemes 37 and 38. The procedure offers various positive points such as simplicity of the reaction conditions, ease of isolation of product and reagent, selectivity and applicable to aryl, alkyl, and the heterocyclic thiols. Further catalyst is recovered and reused many times without affecting the yield.

Jain *et al.* in 2016 investigated the kinetic study of *N*-bromosaccharin oxidation of 2-propanol in aqueous acetic acid medium in absence and presence of micelles sodium lauryl sulphate (NaLS) and cetyltrimethyl ammonium bromide (CTAB). The results showed that NaLS is more effective than CTAB as in Scheme 39.<sup>51</sup>

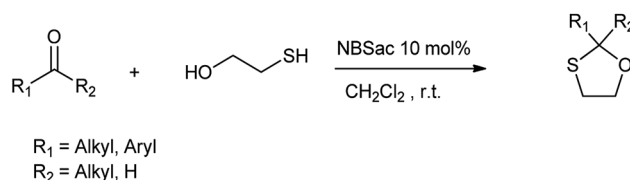
#### 4.4. Conversion of carbonyl groups to their corresponding oxathioacetals

Conversion of carbonyl groups to their respective oxathioacetals is important from many aspects as the main reasons for the synthesis of 1,3-oxathiolanes are their significant stability

under different reaction conditions, ease of formation and removal and equality to acyl carbanions in C–C bond forming reactions.<sup>52</sup> Alinezhad *et al.* (2012) reported the synthesis of 1,3-oxathiolane derivatives from 2-mercaptoethanol and carbonyl compound using *N*-bromosaccharin as efficient catalyst in dichloromethane as a solvent at room temperature and catalyst was recovered at the end of reaction (Scheme 40).<sup>53</sup>

#### 4.5. As a source of halogen and oxygen/nitrogen

Song *et al.* in (2016) reported that *N*-bromosaccharin act as a source of halogen and oxygen/nitrogen source for the haloetherification and haloamination of alkenes. The reaction of styrene with NBSac under the visible light promoted catalyst free

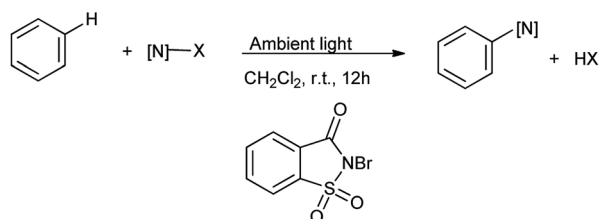
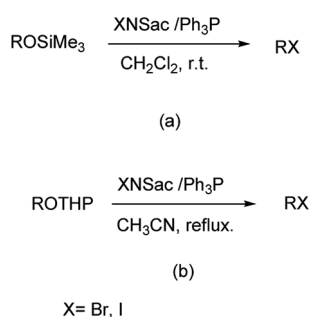


Scheme 40 Synthesis of 1,3-oxathiolane.





Scheme 41 Bromoamidation and bromoether adduct formation.

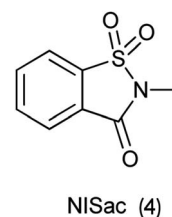
Scheme 42 Visible light photolytic imidation with *N*-bromosaccharin.Scheme 43 (a) Conversion of trimethylsilyl ether and (b) conversion of tetrahydropyranyl ethers in presence of *N*-iodo and *N*-bromo saccharin in presence of  $\text{Ph}_3\text{P}$ .

condition (Scheme 41).<sup>54</sup> *N*-Bromo and *N*-chlorosaccharins, endowed with a weakened N–X bond, are amenable to visible light promoted homolytic cleavage, facilitating reliable and a wide range of olefins, including propene, ethylene, were tolerated to give haloetherification and haloamidation products in high yields.

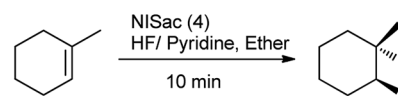
Song *et al.* in 2014 reported the catalyst-free visible-light photolytic imidation of heteroarenes and arenes. Herein the *N*-bromosaccharin act as chemoselective nitrogen radical precursor which undergoes homolytic cleavage under ambient light radiation (Scheme 42).<sup>55</sup> This was elegant method for imidation of arenes.

Firouzabadi *et al.* reported the synthesis of trimethylsilyl and tetrahydropyranyl ethers to their corresponding bromides and iodides with high selectivity and efficiency by *N*-iodo and *N*-bromosaccharin in the presence of triphenylphosphine under neutral conditions as shown in Scheme 43.<sup>56</sup> Saccharin is easily available, cheap, non-toxic and recovered from the reaction mixture and halogenated easily for reusing in the similar reactions.

## 5. *N*-Iodosaccharin as iodinating agent



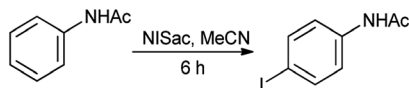
Organic iodine compounds are always of interest as iodine is an excellent leaving group and replaced with other groups in copious reactions. Introduction of an iodine atom within an organic molecule is difficult due to the weakness of the carbon–iodine bond, so various iodinating reagents has been introduced from last few years. To carry out electrophilic iodination, more reactive reagents are those in which the iodine atom is made more electropositive.<sup>57</sup> *N*-Haloamides were used as electrophilic halo-genating reagents. The most commonly used reagents are succinimide (*i.e.* *N*-bromosuccinimide, *N*-iodosuccinimide). *N*-Iodosaccharin found to be more potent source of  $\text{I}^+$  than succinimide.<sup>58</sup> The alkenes were transformed to the corresponding adducts of iodine and nucleophile as by *N*-iodosaccharin reported by Dolenc. The synthesis of *N*-iodosaccharin (NISac) was achieved by the reaction of a silver salt of saccharin with iodine (Scheme 44).<sup>59</sup> Additions follow the Markovnikov rule with high regioselectivity. Reaction with disymmetric alkenes results in the formation of a single diastereomer as a result of *anti* addition. Iodination by NISac was found to be 500 times faster than *N*-iodosuccinimide (NIS) as shown in Scheme 45. When the

Scheme 44 Synthesis of *N*-iodosaccharin.

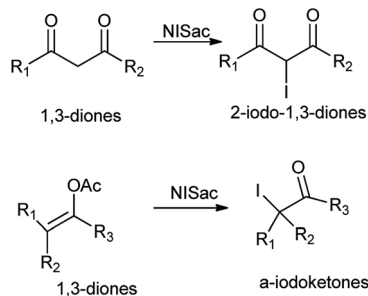
Scheme 45 Iodination of aromatic ring.



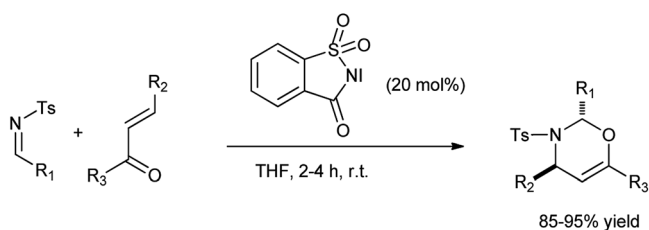




Scheme 46 Iodination of substituted ring.



Scheme 47 Iodination of 1,3-diones and enol acetate.



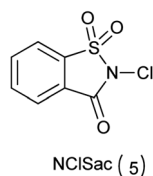
Scheme 48 Synthesis of 1,3-oxazine.

aromatic ring was substituted with the deactivating group it resulted in the mono-iodination (Scheme 46) while phenols under goes di-iodination.<sup>59</sup>

Further, iodination of 1,3-diones and enol acetates was reported by using *N*-iodosaccharin resulting in corresponding 2-iodo-1,3-diones and  $\alpha$ -iodoketones at room temperature under natural conditions (Scheme 47).<sup>60</sup> The reagent does not affect oxidizable groups, such as hydroxyl or aldehyde and took place under mild and fast condition without heavy metals and strong acids.

Rai *et al.* reported the synthesis of 1,3-oxazine *via* [2 + 4] cycloaddition of enones and imines in the presence of *N*-iodosaccharin as a catalyst (Scheme 48).<sup>61</sup> The reagent was easily isolated and reused without the loss of its efficacy and reactivity.

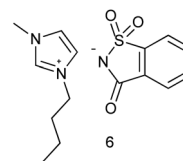
## 6. *N*-Chlorosaccharin as chlorinating agent



However, *N*-chlorosaccharin has little use as a chlorinating agent in water because of its poor solubility and slow rate of

dissolution. Whereas, it can be readily soluble in various organic solvents and expected to act as chlorinating agent, because it can easily releases its positive chlorine. The reactions of *N*-chlorosaccharin in aqueous hypochlorite solution or methanol do not reduce the availability of positive chlorine appreciably and these solutions also should be useful chlorinating systems. *N*-Chlorosaccharin was found to be strong chlorinating reagent as shown by its low chlorine potential ( $pK_{cb} = 4.85$  at 25 °C) and oxidizing reagent than commonly used *N*-chlorosuccinimide or chloramine-T in water. It's possible used as a chlorinating or detoxifying reagent.<sup>62</sup>

## 7. Saccharin based ionic liquid [Bmim] Sac



[Bmim] Sac

### 7.1. Synthesis of [Bmim] Sac

Currently, ionic liquids have attracted significant attention in green organic synthesis owing to their unique properties such as low vapor pressure, wide liquid range, good conductivity and large electrochemical window.<sup>63</sup> In addition to these, the gold benchmark for green chemistry is functional ionic liquid mediated synthesis (FILMs). Nowadays, FILMs has become a novel approach representing an attempt to describe “design capacity of ionic liquids”, which makes them an accurate working system rather than simply novel media, and their properties can be altered to suit the requirement of a particular process.<sup>64</sup>

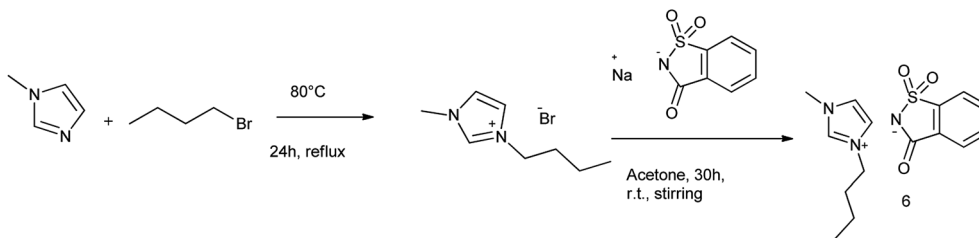
[Bmim] Sac was synthesized in two steps as the procedure given by Nockemann *et al.* (2007)<sup>65</sup> shown in Scheme 49.

### 7.2. Domino Knoevenagel–Michael reaction

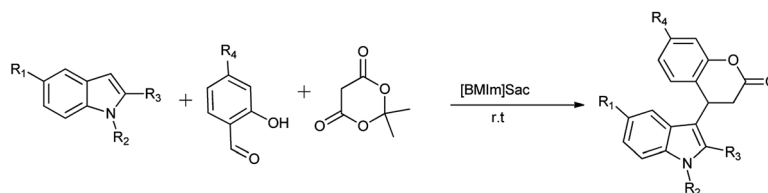
Saccharin derivatives are also useful in carrying out named reaction as Kumar *et al.* (2012) evaluated the saccharin based functional ionic liquids [Bmim] Sac for the synthesis of indole-3-dihydrocoumarin by coupling of salicylaldehyde and meldrum's acid followed by a Michael type reaction with indole shown in Schemes 50 and 51. Results showed that [Bmim] Sac gave effective results at the room temperature and convenient for use and gave good yield.<sup>66</sup>

Sharma *et al.* showed that a saccharin-based ionic liquid [Bmim] Sac as a catalyst for the synthesis of 4,5-dihydropyrano [4,3-*b*]pyran, tetrahydrobenzo[*b*]pyrans scaffolds and 3,4-dihydropyrano[*c*]chromenes through Domino Knoevenagel–Michael reaction (Scheme 52).





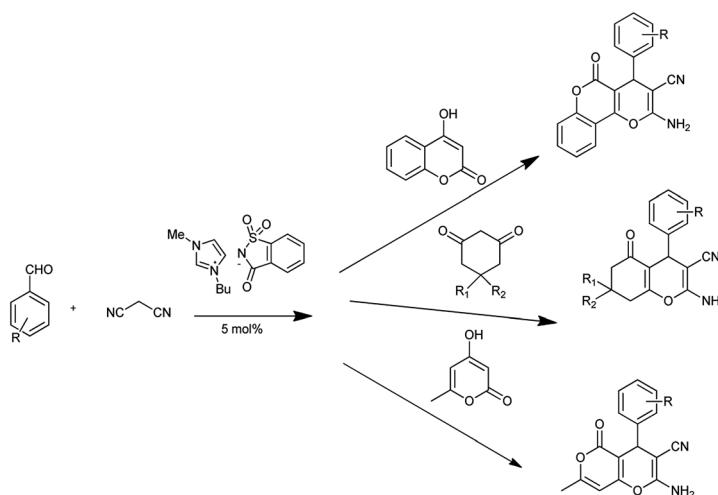
Scheme 49 Synthesis of [Bmim]Sac.



Scheme 50 Synthesis of indole-3-dihydrocoumarin.



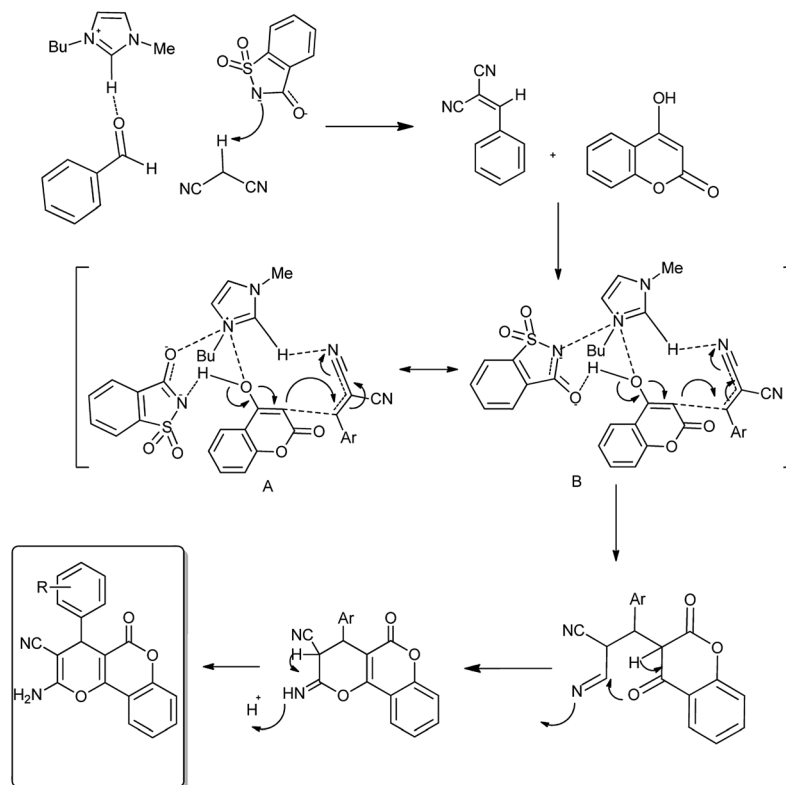
Scheme 51 Mechanism for synthesis of indole-3-dihydrocoumarin.

Scheme 52 3,4-Dihydropyrano[c]chromenes, 4,5-dihydropyrano[4,3-*b*]pyran, and tetrahydrobenzo[*b*]pyrans scaffolds.

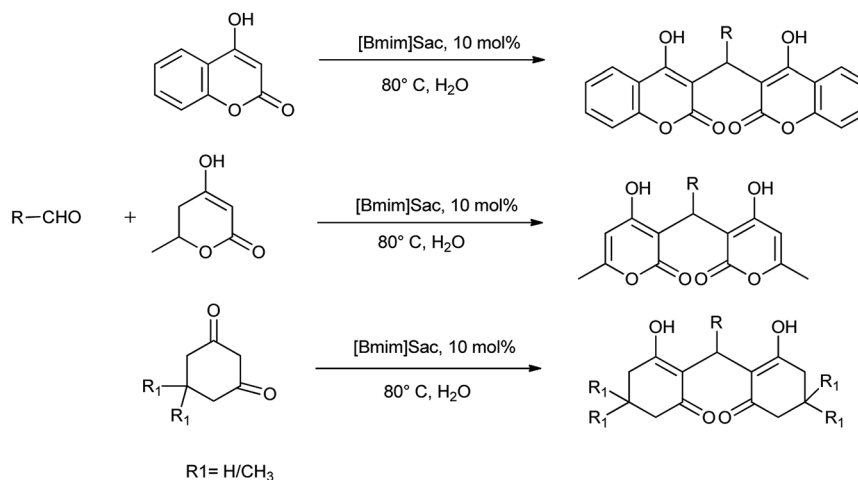
The reaction occurred in three steps: a Knoevenagel condensation, a Michael addition, and then an intramolecular cyclization (Scheme 53). Results showed that [Bmim]Sac gave the highest yield (95%) in aqueous medium than in the non-aqueous medium (82%).<sup>67</sup>

Sharma *et al.*<sup>68</sup> also reported the synthesis of bis-enol derivative with the substituted aldehyde catalyzed by [Bmim]Sac (Scheme 54). The reaction mechanism is shown in Scheme 55.

This method includes higher yields, milder and cleaner reaction condition, purity of product, and easy workup. Further,



Scheme 53 Mechanism proposed for the dual activation of IL.



Scheme 54 Domino Knoevenagel–Michael reaction of substituted aldehydes catalyzed by [Bmim]Sac.

ionic liquid catalyst is easily synthesized and highly biodegradable, biocompatible, non toxic, green and safe. Ming *et al.* in 2006 reported the synthesis of 3,4-dihydropyrimidinones (Biginelli products) and 1,4-dihydropyridinones (Hantzsch products) at room temp (Scheme 56)<sup>69</sup> with 80% of yield. Mild reaction conditions, non-toxic catalyst and environmental benign are the advantages of this new procedure.

### 7.3. Michael addition of thiol to ferrocenyl enone

Ferrocene derivatives have acquired a growing significance in applications such as pharmaceuticals, material sciences, biosensors, as well as molecular receptors, which necessitate a more economical and efficient synthesis. It is interesting to apply the anion–cation cooperative interaction of functional ionic liquids for the greener synthesis of bioactive

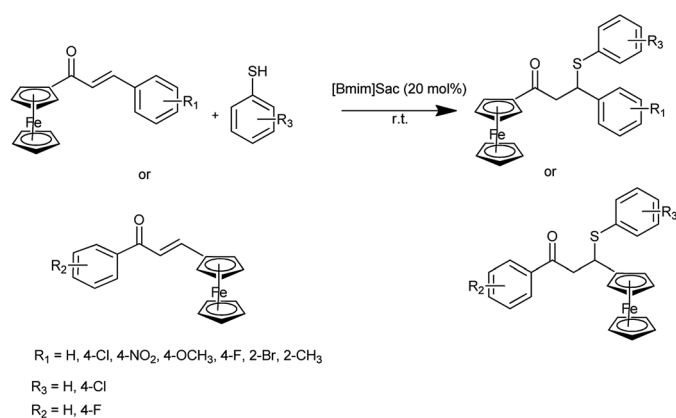




Scheme 55 Mechanism via dual of hydrogen bonding of saccharinate anion and dual activation of [Bmim]Sac.



Scheme 56 Synthesis of Bignelli and Hantzsch product using [Bmim]Sac.



Scheme 57 Synthesis of ferrocenyl thiopropanones.

organometallics. Kumar *et al.* reported the synthesis of ferrocenyl thiopropanones under solvent free condition by Michael addition of thiol to ferrocenyl enone by using saccharin based functional ionic liquid [Bmim]Sac as a catalyst (Scheme 57)<sup>70</sup> and also evaluated their anti-proliferative activity.

The catalytic efficiency of most of the ionic liquids is strongly influenced due to C-2 hydrogen of the Bmim and counter anion of the ionic liquid. In case of saccharinate, negative charge is delocalized and thus both nitrogen and carbonyl oxygen bears partial negative charge. Due to delocalization of negative charge both amidic nitrogen and amidic oxygen form hydrogen bond with thiol S-H abbreviated as ([Bmim]Sac A and [Bmim]Sac B) respectively and thus activate thiol (dual nucleophilic activation) (Scheme 58).





Scheme 58 Role of [Bmim][Sac] in the thia Michael addition of ferrocenyl enone.

## 8. Sodium saccharin as a catalyst for multicomponent reaction



### Sodium saccharin

Saccharin, is generally used in the form of sodium or calcium salt. Recently, sodium saccharin as a basic green and easy available compound was used as catalyst. 1,3,5-Triazinane-2,4,6-trione, commonly known as isocyanurate, amend the

properties of polyurethane foams and resins.<sup>71</sup> Triaryl isocyanurates are useful activators for the continuous anionic polymerization and postpolymerization of  $\epsilon$ -caprolactam to nylon-6, insecticides and found interesting application in the drug desinging.<sup>72</sup> Moghaddam *et al.* 2004 reported the symmetrical synthesis of isocyanurates under solvent free condition using combined catalyst *i.e.* sodium saccharin and tetrabutylammonium iodide (Scheme 59).<sup>73</sup> This anionic catalyst has been found for the efficient under solvent-free and eco-friendly conditions.

Isoxazole ring is one of natural and medicinal active molecules and their derivatives show interesting biological and pharmaceutical activity.<sup>74</sup> Kiyani *et al.* showed the synthesis of 4-arylidene-3-methylisoxazol-5(4*H*)-ones by condensation of aryl aldehyde, hydroxylamine hydrochloride and ethyl acetoacetate at room temperature by using sodium saccharin as a catalyst (Scheme 60) and mechanism of reaction is shown in Scheme 61.<sup>75</sup> The reaction procedure carried out under room temperature and water as solvent at optimal conditions.

Moradi *et al.* (2017) reported the synthesis of dihydropyrano [2,3-*g*]chromenes under microwave irradiation by using sodium saccharin a catalyst (Scheme 62). Results showed that sodium saccharin act as effective catalyst than the saccharin as it results in 90% yield in 8 minutes. Mechanism for the formation of desired product is shown in Scheme 63.<sup>76</sup> The reaction procedure carried out in microwave irradiation, easy workup and short reaction condition with high yields of products.



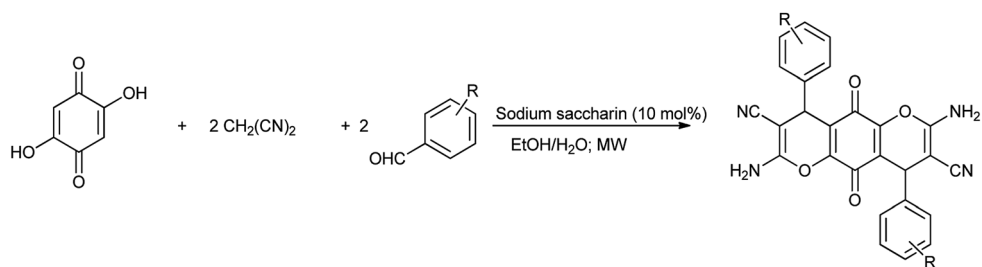
Scheme 59 Synthesis of isocyanurates.

Scheme 60 Synthesis of 4-arylidene-3-methylisoxazol-5(4*H*)-ones.

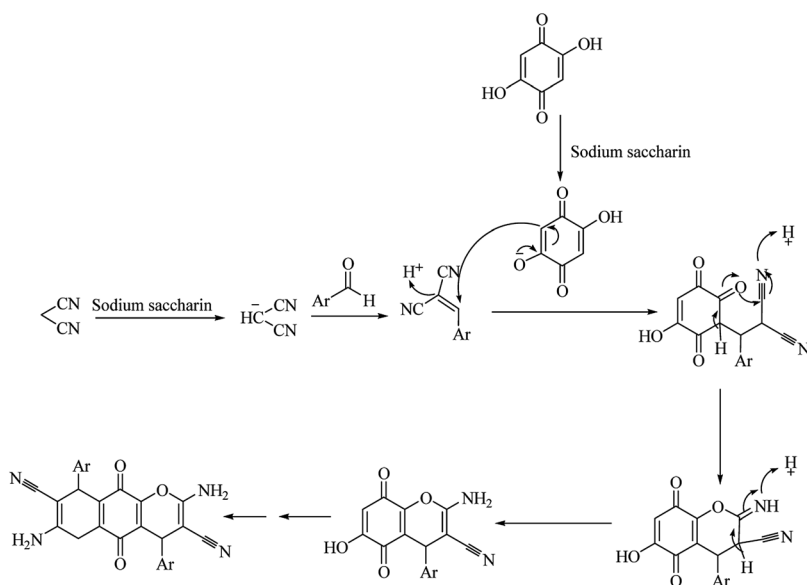




Scheme 61 Mechanism followed for the synthesis of 4-arylidene-3-methylisoxazol-5(4*H*)-one.

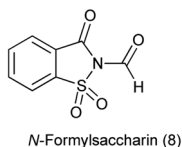


Scheme 62 Synthesis of dihydropyrano[2,3-*g*]chromenes.



Scheme 63 Mechanism purposed for synthesis of dihydropyrano[2,3-*g*]chromenes.

## 9. N-Formyl saccharin



### 9.1. Synthesis of N-formylsaccharin

N-Formylsaccharin was synthesized by the formylation of saccharin with the *in situ* generated acetic formic anhydride (Scheme 64).<sup>77</sup>

### 9.2. As a source of CO

Earlier CO gas was used for the reductive carbonylation of aryl halides in comparison to amino- and alkoxycarbonylations.<sup>78</sup> Over the last few decades, CO-free carbonylation chemistry has been the focus of extensive research for alternative to toxic CO gas. Various compounds such as formic acid derivatives, metal carbonyl compounds and acetic formic anhydride has been developed as a CO source.<sup>79</sup> Cochet *et al.* proposed chemo-selective formylation of primary amines using *N*-formylsaccharin (Scheme 65).<sup>80</sup> *N*-Formylsaccharin generates CO and it is an alternative method to carry out halogen metal exchange with stoichiometric amount of metal. This process offers an alternative to the conventional methods involving using toxic CO gas.

Fang *et al.* proposed that *N*-formylation of benzyl amines was compatible with a boron substituent either in the *para* or *meta* position (Scheme 66).<sup>81</sup>

Synthesis of aldehydes from aryl halides in the presence of palladium as a catalyst reported by Ueda *et al.*<sup>82</sup> *N*-Formylsaccharin act as a good source of CO in presence of Pd(OAc)<sub>2</sub>, diphosphine ligand (dppb), Na<sub>2</sub>CO<sub>3</sub>, whereas Et<sub>3</sub>SiH act as a hydride donor (Scheme 67). It has significant advantages such as stability, ease of handling, low cost, good availability and high reactivity as a CO source.

They also reported the synthesis of acyl fluoride from aryl bromide in presence of *N*-formylsaccharin as CO source with catalytic amount of Pd(OAc)<sub>2</sub> and xantphos, KF as an activator as well as nucleophile (Scheme 68).<sup>83</sup> This method provides convenient access to esters and aldehydes without concerns of toxic CO handling. It has significant advantages such as



Scheme 65 Formylation of primary amines.

stability, ease of handling, low cost, good availability and high reactivity as a CO source.

The synthesis of aromatic esters has been reported from aryl iodides and phenols using *N*-formylsaccharin as a CO source and Pd/C as catalyst by Gautam *et al.*<sup>84</sup> The reaction was performed under the ligand free conditions in propylene carbonate as eco-friendly and sustainable solvent (Scheme 69). Only iodobenzene yield the corresponding esters.

The direct synthesis of aromatic carbamoyl azides from aryl bromides and NaN<sub>3</sub> has been evaluated using *N*-formylsaccharin/Na<sub>2</sub>CO<sub>3</sub> in the presence of Pd(OAc)<sub>2</sub>/xantphos as a catalyst reported by Yadav *et al.*<sup>85</sup> In this study bromobenzene and NaN<sub>3</sub> react to synthesize the benzoyl azide intermediate which further undergoes an *in situ* Curtius rearrangement to generate phenylcarbamoyl azide (Scheme 70). This protocol offers efficient alternative to access carbamoyl amides, as it is used as solid, easy to handle as CO source and easily accessible.

Further, Gehrtz *et al.* reported methoxycarbonylation of styrene was catalyzed by the palladium and *N*-formylsaccharin and Na<sub>2</sub>CO<sub>3</sub> were used for the generation of *ex situ* CO in DMF providing the branched ester with regioselectivity and good yield.<sup>77</sup> The reaction was carried out under mild conditions with low catalyst loading at room temperature. The procedure was carried out in two-chambered pressure vessel (chamber A, chamber B) for generation of CO (Scheme 71). It was seen that saccharin was recovered and recycled after the treatment of sodium saccharinate with HCl in chamber A (CO generation) and further used for preparation of *N*-formylsaccharin. However, the *ex situ* generation of CO was used for the synthesis of branched thioester through thiocarbonylation of styrene with aliphatic thiol using Pd(dba)<sub>2</sub> as catalyst in combination of bidentant ligand and diphenylphosphoric acid (dppa) as cocatalyst which enables high regioselectivity reported by Hirschbeck *et al.* (Scheme 72).<sup>86</sup>

Fan and coworkers too reported palladium-catalyzed carbonylative and reductive cyclization of *ortho*-iodo-tethered

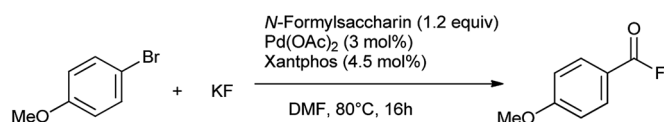


Scheme 64 Synthesis of *N*-formylsaccharin.



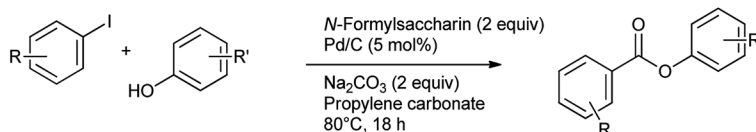
Scheme 66 *N*-Formylation of benzyl amines.

Scheme 67 Synthesis of aldehydes from aryl halides.

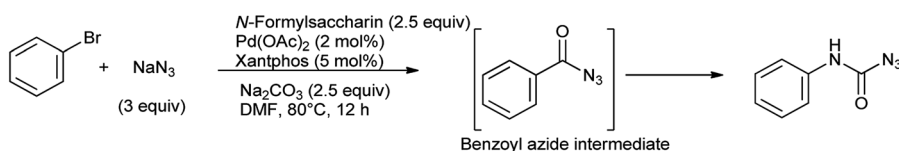
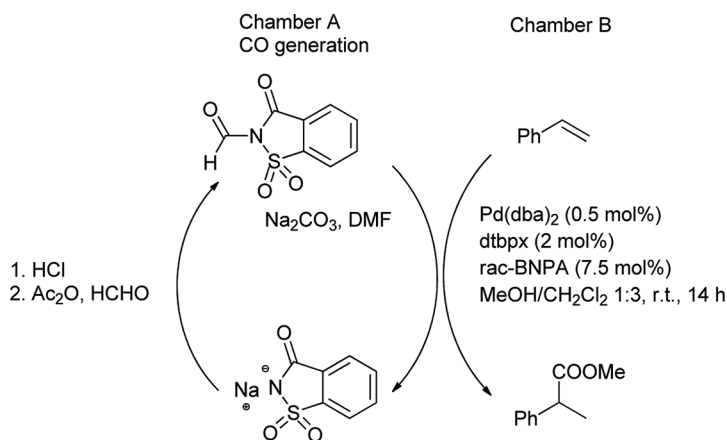


Scheme 68 Fluorocarbonylation of aryl halides.

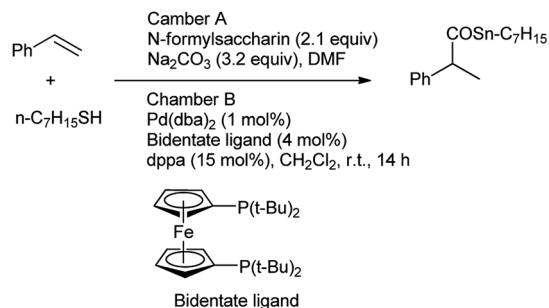
methylenecyclopropanes (MCPs) using *N*-formylsaccharin as CO source affording the desired indanone derivatives with good yields (Scheme 73).<sup>87</sup> This method used as a carbonylative cyclization and tandem reductive of MCPs using *N*-formylsaccharin as CO source under the catalysis of palladium *via* a new ring-opening pattern.



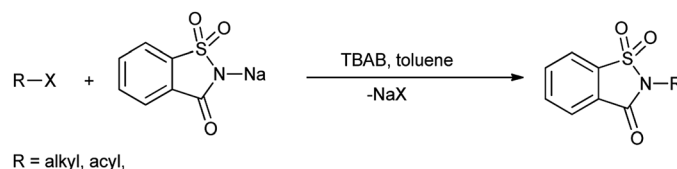
Scheme 69 Phenylcarbonylation to synthesize aryl esters.

Scheme 70 Direct synthesis of aromatic azides from aryl bromides and  $\text{NaN}_3$ .

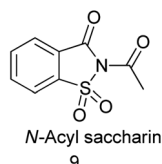
Scheme 71 Methoxycarbonylation of styrene.



Scheme 72 Thiocarbonylation of styrene with thiol.

Scheme 74 Synthesis of *N*-acyl and *N*-alkyl saccharin derivatives.

## 10. *N*-Acyl saccharin



### 10.1. Synthesis of *N*-acylsaccharin

Perez *et al.* reported the synthesis of *N*-alkyl and *N*-acyl saccharin derivatives by the reaction of sodium saccharin with alkyl and acyl halide in toluene in the presence of catalytic amount of tetrabutylammonium bromide (TBAB) under phase transfer condition (Scheme 74).<sup>88</sup> Phase-transfer catalysis has been significantly used for the alkylation of NH groups in which acidity is enhanced by neighboring electron-withdrawing substituents.

Further Ramegowda *et al.* reported the synthesis *via* reaction of acid chloride and sodium salt of saccharin.<sup>89</sup> Micheel *et al.* also showed the synthesis of *N*-acyl saccharin using  $\gamma$ -saccharin chloride and carboxylic acid.<sup>90</sup>

### 10.2. *N*-Acylsaccharin as a catalyst

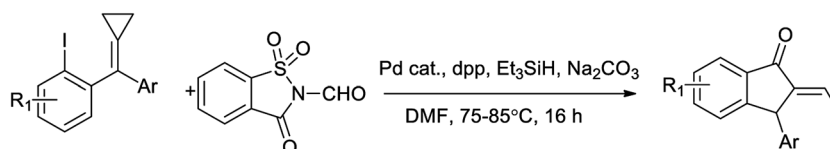
Ramegowda *et al.* in year 1973 reported the synthesis different aldehydes from carboxylic acids *via* reduction of *N*-acyl saccharin using sodium dihydro bis-(2-methoxyethoxy)aluminate.<sup>89</sup> This protocol is useful for the reduction of variety of aliphatic, aromatic, alicyclic, and  $\alpha,\beta$ -unsaturated acids to the corresponding aldehydes with satisfactory amount of yield. Wu

*et al.* reported that Suzuki coupling of amides with arylboronic acid in presence of palladium catalyzed C–N cleavage of *N*-acylsaccharin (Scheme 75).<sup>91</sup> This method has application over the other reported methods due to less reaction time, excellent yield, mild conditions and low catalyst loading. Similarly Liu and coworkers (2016) reported the Suzuki–Miyaura coupling of *N*-acylsaccharin with boronic acid catalyzed in the presence of Pd-catalyst (Scheme 76).<sup>92</sup> This protocol enables to synthesize the wide range of ketones with wide range of functional group tolerance and high yield.

Wu *et al.* reported the arylation of amides which are activated by rhodium catalyst. C–H arylation was employed by *N*-acylsaccharin (Scheme 77).<sup>93</sup> This protocol provides an alternative route in C–H functionalization and a new activation model of C–N amide bonds.

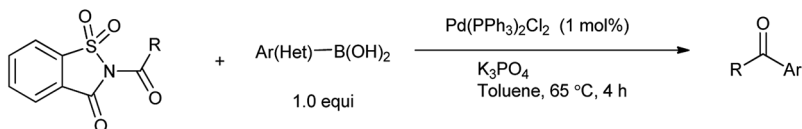
Liu and coworkers elucidated the Heck reaction of amides catalyzed by Pd catalyst and *N*-acylsaccharin is used as coupling partner to promote N–C cleavage (Scheme 78).<sup>94</sup> This procedure was found to first for sequential Heck coupling of C–Br and C–N bonds and it is suitable for the umpteen of amides and olefin substrate. *N*-Acylsaccharin serve as selective bench-stable aryl transfer reagents, air-stable, crystalline solids which show comparable reactivity to *N*-glutarimide amides and may enable the development of a broad range of novel metal-catalyzed transformations.

Malunavar *et al.* collectively evaluated the ionic liquid mediated benzoyl transfer-coupling in Sonogashira and Suzuki reaction in guanidinium-IL (GIL) as solvent, and Bmim-IL/[PAIM][NTf<sub>2</sub>] as solvent/base respectively. GIL was used as solvent in decarbonylative aryl transfer-coupling occurs in the Heck reaction (Scheme 79).<sup>95</sup> In these reactions *N*-benzoylsaccharin was used as reagent and were catalyzed by the NiCl<sub>2</sub>(-dppp) or Pd(OAc)<sub>2</sub>. This protocol was performed under mild condition with good yield and the ionic liquids are recycled and reused for 2 or 3 cycles further in reaction. While this helped to synthesize the wide range of keto-ethynes, diarylketones, and diarylethenes.

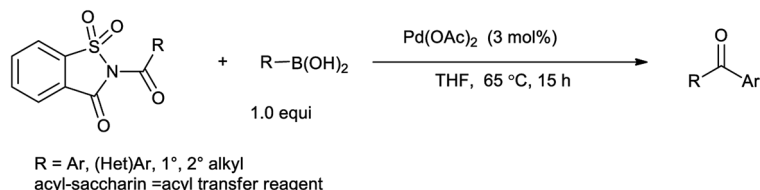
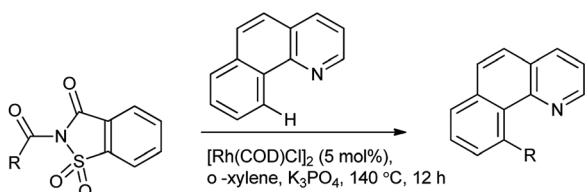


Scheme 73 A palladium-catalyzed carbonylative and reductive cyclization.





Scheme 75 Pd-catalyzed acylative Suzuki coupling of amides.

Scheme 76 Pd-catalyzed Suzuki-Miyaura coupling of *N*-acylsaccharin.

Scheme 77 Diamination of amide.

## 11. *N*-Nitro saccharin as a source of NO<sub>2</sub>



Till date 'mixed acid' such as mixture of nitric acid (HNO<sub>3</sub>) and sulfuric acid (H<sub>2</sub>SO<sub>4</sub>) as a source of active electrophilic nitronium (NO<sub>2</sub><sup>+</sup>) species used for the production of nitroaromatics on both industrial and laboratory scales.<sup>96</sup> This method includes several disadvantages which includes poor regioselectivity and functional group tolerance of the protocol,

side products resulting from hydrolysis or oxidation are often obtained and it is unamenable to acid-sensitive groups. Here to overcome the limitation, Calvo *et al.* reported the synthesis of *N*-nitrosaccharin and its application in nitration of arenes (Scheme 80a and b).<sup>97</sup> This study also gives acid-free methodology for the electrophilic nitration of a variety of heteroarenes and arenes displaying an exceptional functional group.

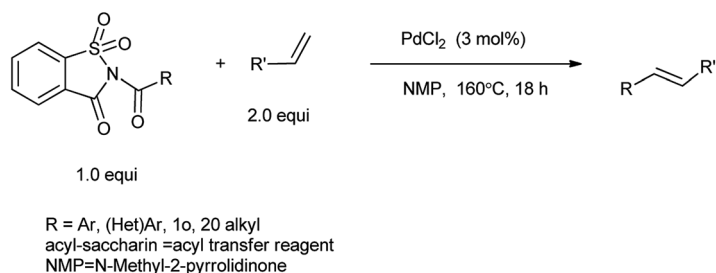
## 12. *N*-SCF<sub>3</sub> saccharin as a source of *N*-SCF<sub>3</sub>

The simplest electrophilic trifluoromethylthiolating reagent was trifluoromethylsulfenyl chloride (CF<sub>3</sub>SCl). The use of this reagent was restricted due to its toxic and gaseous nature.<sup>98</sup> The development of a readily accessible, easy-to-handle, electrophilic trifluoromethylthiolating reagent, which is effective for a broad substrate scope under relatively mild reaction conditions is highly desirable.

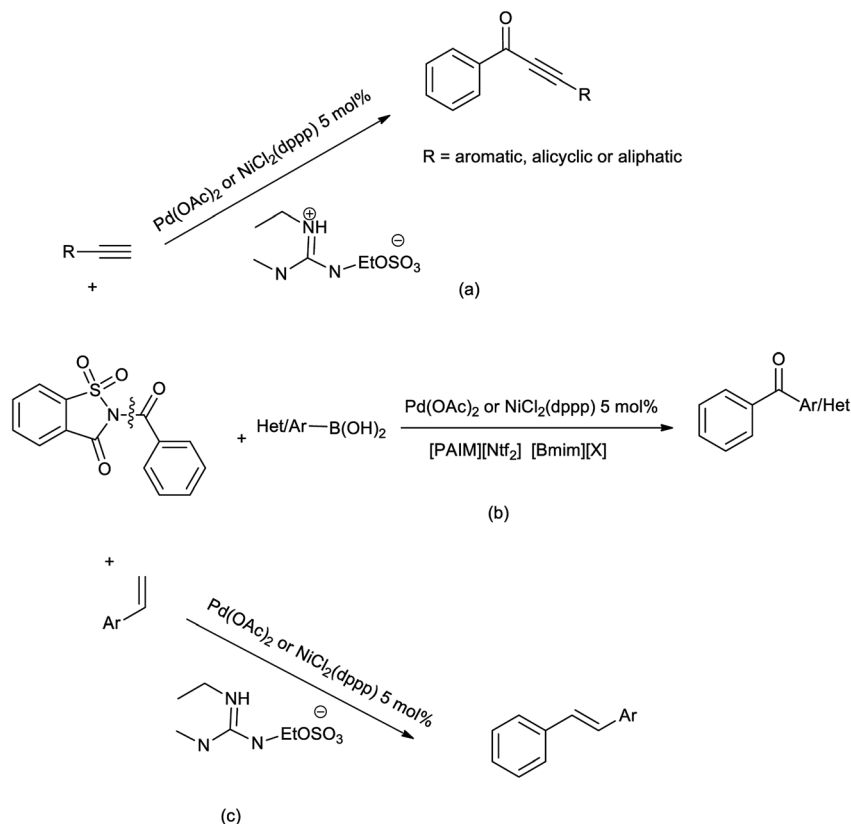


N-trifluoromethylthiosaccharin (11)

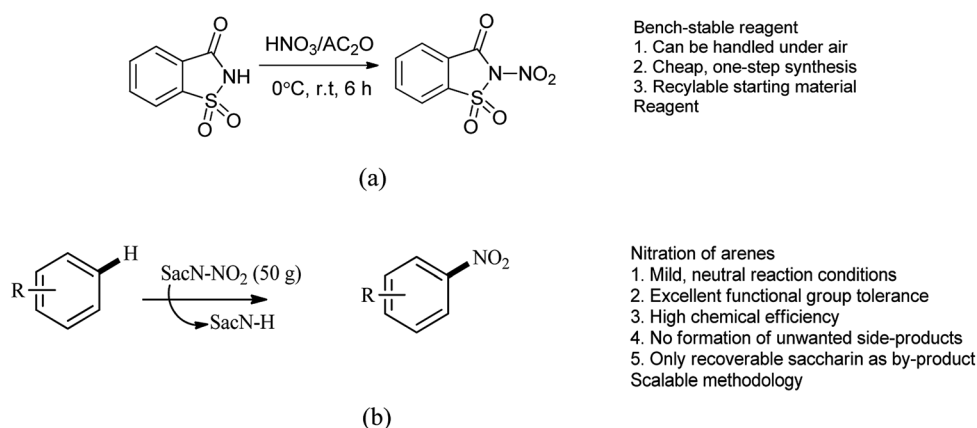
*N*-Trifluoromethylthiosaccharin was synthesis from saccharin (Scheme 81a) and further used as trifluoromethylthiolating

Scheme 78 Decarbonylative Heck reaction of amides *via* C–N activation.





**Scheme 79** (a) *trans*-Benzoylation Sonogashira cross-coupling in GIL using *N*-benzoylsaccharin, (b) *trans*-benzoylation Suzuki cross-coupling using *N*-benzoylsaccharin, and (c) decarbonylative Heck coupling in GIL using *N*-benzoylsaccharin.



**Scheme 80** (a) Synthesis of *N*-nitro saccharin. (b). Nitration of arenes.

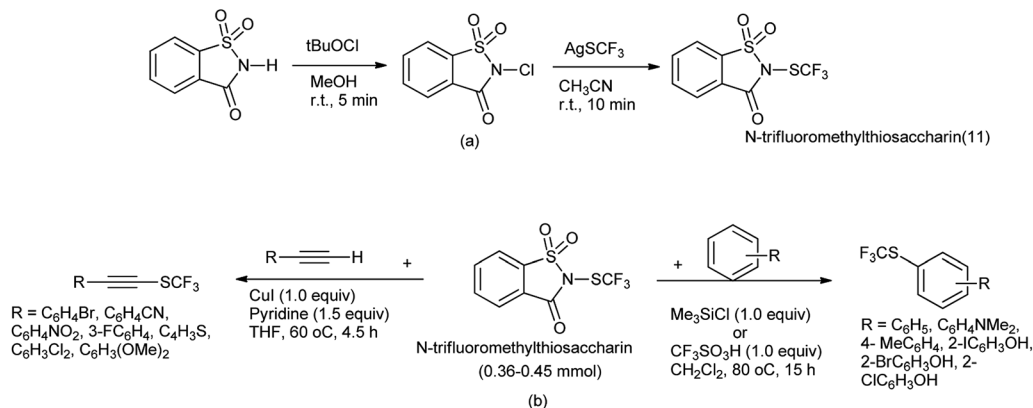
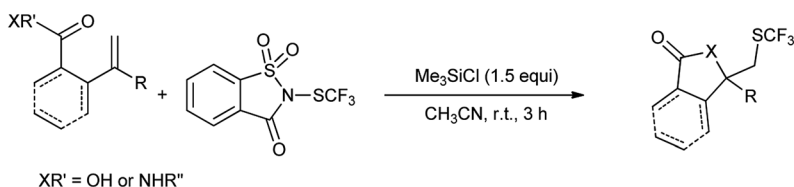
reagent for variety of nucleophile such as thiols, amines, electron-rich arenes, alcohols, aldehyde, alkynes and acyclic  $\beta$ -ketoesters under mild conditions by Xu *et al.* (Scheme 81b).<sup>99</sup>

Xu *et al.* also reported the lactomization/lactonization of olefins with highly selective Lewis acid mediated trifluoromethylthio-saccharin (Scheme 82).<sup>100</sup> The reaction proceeds through the formation of thiiranium ion as intermediate, which further attacked by the amide or acid to generate

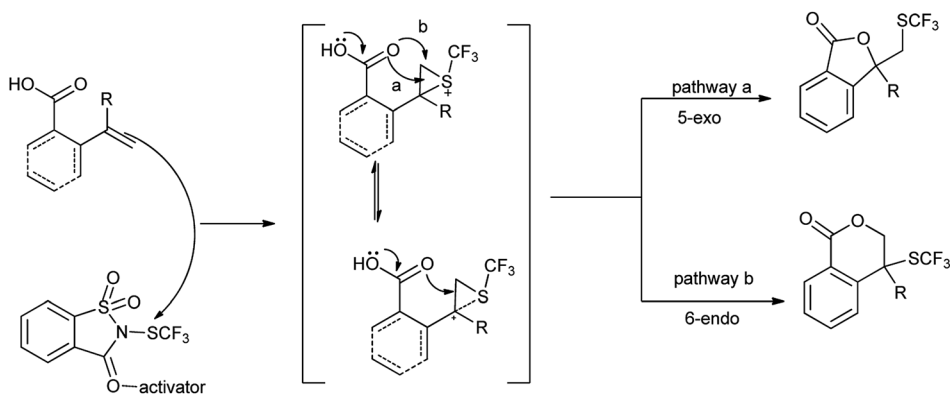
the corresponding trifluoromethylthiolated lactam/lactone as shown in Scheme 83.

Liu *et al.* reported enantioselective trifluoromethylthiolation of alkenes catalyzed by an indane-based bifunctional chiral sulfide with *N*-trifluoromethylthiosaccharin<sup>101</sup> with 80% of yield. It was the first enantioselective trifluoromethylthiolation of alkenes that was enabled by a catalyst with a Lewis basic sulfur center (Scheme 84). The reagent is highly reactive and shelf-stable electrophilic effective in other trifluoromethylthiolation processes. This chiral



Scheme 81 (a) Synthesis of *N*-trifluoromethylthiosaccharin (b) trifluorothiolating reagent for various nucleophile.

Scheme 82 Synthesis of trifluoromethylthiolated lactam/lactone.



Scheme 83 Proposed mechanism.



Scheme 84 Enantioselective trifluoromethylthiolation lactonization of alkenes.



Scheme 85 Activation of triglycosides by trifluoromethylthiosaccharin.

bifunctional sulfide catalyst was also designed and delivered excellent enantioselectivities for this transformation, which should inspire the design of other Lewis basic catalysts based on this scaffold.

Carthy *et al.* demonstrated that *N*-trifluoromethylthiosaccharin was used to activate triglycosides in presence of catalytic amount of TMSOTf.<sup>102</sup> It acts as powerful reagent to activate a range of ethyl thioglycosides which underwent glycosidation reactions with various glycosyl acceptors to produce the desired disaccharides with good yield (Scheme 85). However this new promoter system could selectively activate ethyl thioglycoside in the presence of phenyl thioglycoside with the same protecting group pattern. So, this orthogonal activation, in combination with thioperoxide promoter system, can be utilized to design iterative one-pot oligosaccharide assembly.

### 13. *N*-Fluorosultam as a fluorinating agent

Before the advancement in fluorinating reagent hazardous fluoroxy or perchloryl fluoride compounds were used for fluorination of carbanions.<sup>103</sup>



*N*-Fluorosultam (12)

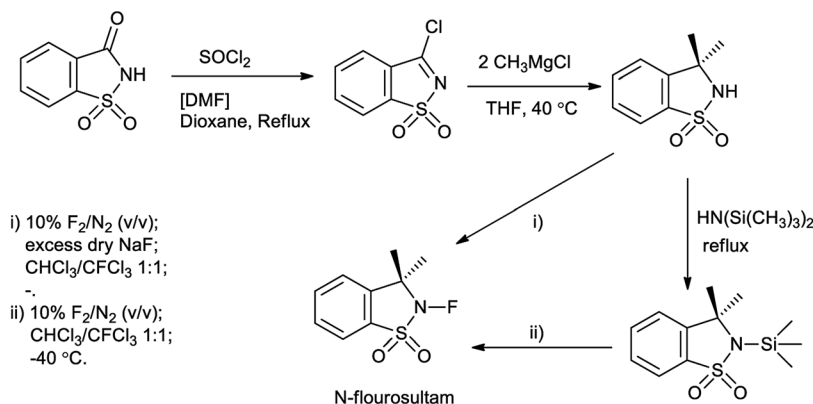
*N*-Fluorosultam was proven to be versatile, efficient, and easily available fluorinating reagent. *N*-Fluorosultam was synthesized from the saccharin by Differding *et al.* (Scheme 86). The carbonyl compound undergoes fluorination in presence of *N*-fluorosultam (Scheme 87).<sup>104</sup> *N*-Fluorosultam found to be versatile, an efficient, and easily accessible fluorinating reagent. It has remarkable advantages over commercially available *N*-alkyl-*N*-fluorosulfonamides, in particular due to absence of H-atoms in the  $\alpha$ -position of the N-atom and, thus, preventing base-induced HF elimination.

### 14. *N*-Phenylselenosaccharin (NPSSac)



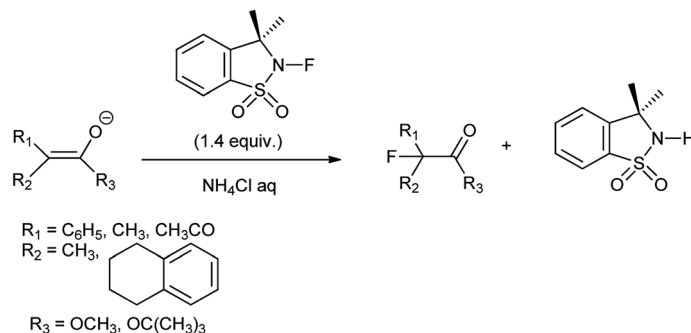
*N*-Phenylselenosaccharin (NPSSac) (13)

From last two decades focused was to find better sources of electrophilic selenium species. For direct sources of the PhSe group, *N*-phenylselenophthalimide (NPSP) and phenylselenenyl chloride or bromide (PhSeX, X = Cl, Br) was used.<sup>105</sup> There is other method to insert the electrophilic phenylselenium

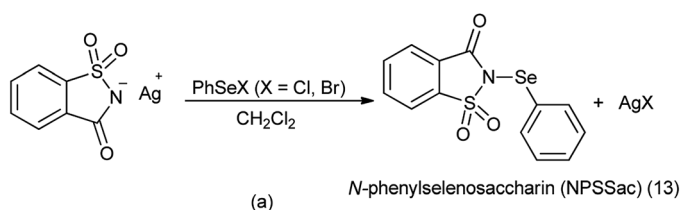


Scheme 86 Synthesis of *N*-fluorosultam from saccharin.

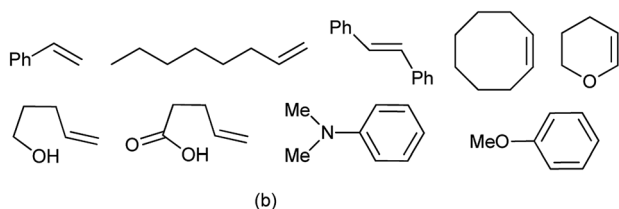




Scheme 87 Fluorination of carbonyl compound.



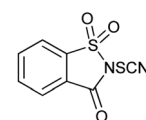
Electron rich molecules

Scheme 88 (a) Synthesis of *N*-phenylselenosaccharin (b) phenylselenenylation of electron rich molecules.

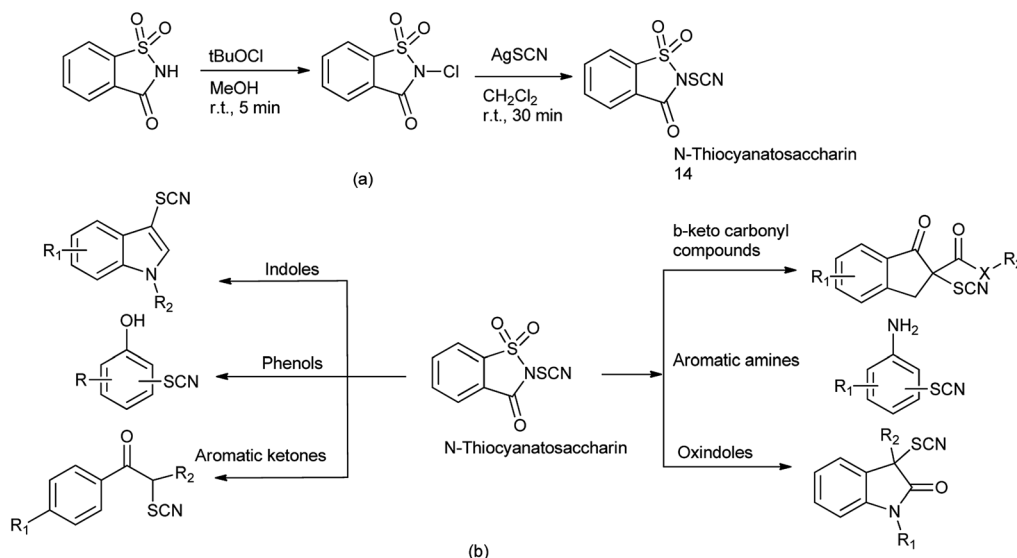
A new reagent *N*-phenylselenosaccharin (NPSSac) was synthesized and used as a source of the electrophilic phenylselenenyl group by Tingoli *et al.* (Scheme 88a). This relatively stable new compound was able to react with electron rich organic molecules like alkenes in the presence of internal or external nucleophiles, enolizable carbonyl derivatives, or activated aromatic substrates, under very mild conditions (Scheme 88b).<sup>108</sup>

## 15. *N*-Thiocyanatosaccharin as a source of SCN

Thiocyanato functional group is of great important as it is synthetic intermediate to access sulfur-containing compounds<sup>109</sup> and widely present in bioactive natural products.<sup>110</sup>

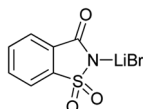
*N*-Thiocyanatosaccharin (14)

reagent by the oxidation of PhSeSePh with several oxidizing agents like hypervalent iodine,<sup>106</sup> ammonium persulfate,<sup>107</sup> or metal-containing oxidizing agents.

Scheme 89 (a) Synthesis of *N*-thiocyanatosaccharin (b) reaction of *N*-thiocyanatosaccharin with different nucleophile.

Recently, *N*-thiocyanatosaccharin was prepared from saccharin in two steps (Scheme 89a). This new reagent was used as novel electrophilic thiocyanation to diverse nucleophiles such as indoles, benzothiophenes, oxindoles, phenols, aromatic amines, aromatic ketones and  $\beta$ -keto carbonyl compounds by Wu and coworkers (Scheme 89b).<sup>111</sup> The potential recycling of saccharin, the wide scope of substrates, and the mild reaction conditions made this protocol much more practical.

## 16. Saccharin-lithium bromide

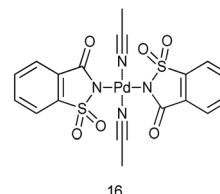


Saccharin lithium bromide (15)

*N*-Sulfonylimines are one of the few types of electron-deficient imines that are stable enough to be isolated but reactive enough to undergo addition reactions.<sup>112</sup> The direct condensation of carbonyl compounds with sulfonamides is used as the straightforward route for the preparation of *N*-sulfonylimines usually requires harsh acidic conditions.<sup>113</sup> Patel *et al.* reported the saccharin-lithium bromide catalyzed synthesis of *N*-tosylimines directly from alcohols under the neutral and mild conditions (Scheme 90).<sup>114</sup> The protocol involves oxidation of alcohols to aldehydes or ketones with chloramine-T followed by their condensation with the *in situ*

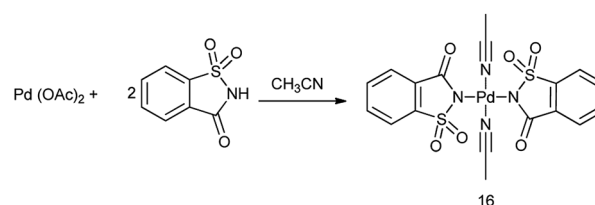
formed oxidation by-product *p*-toluenesulfonamide to afford *N*-tosylimines in a one-pot operation (Scheme 91). The present work opens up a new and efficient one pot synthetic route to *N*-sulfonylimines directly from alcohols.

## 17. Palladium saccharin

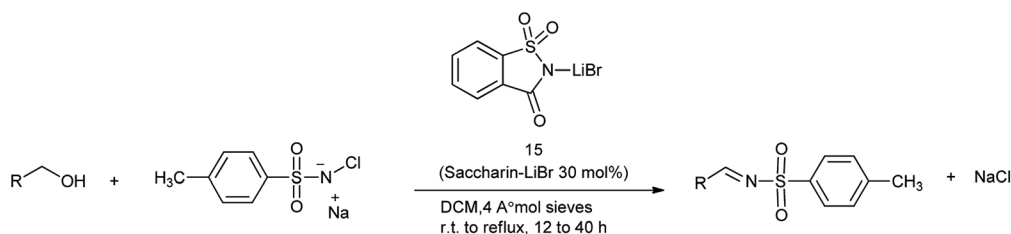


Palladium saccharin

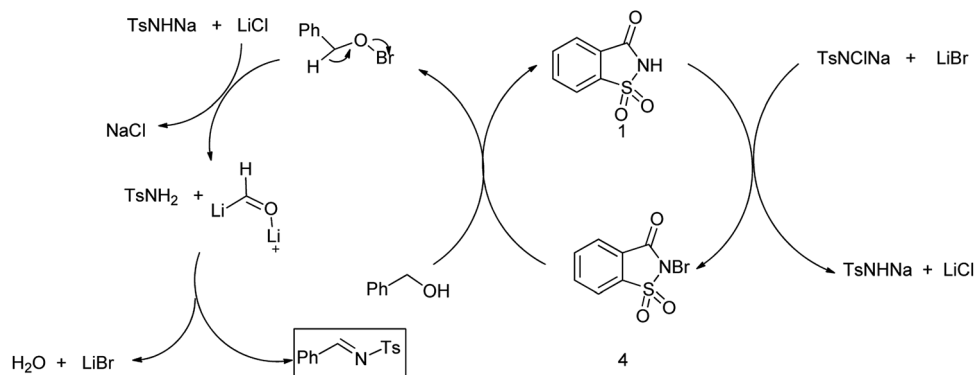
Bisacetonitrile palladium disaccharide complex (16) was synthesized by treatment of acetonitrile solution of palladium diacetate with saccharin (Scheme 92).



Scheme 92 Synthesis of palladium saccharin.



Scheme 90 Synthesis of *N*-tosylimines directly from alcohols.



Scheme 91 Mechanism followed for the formation of *N*-sulfonylimines.







Scheme 93 Aminoxygation catalyzed by palladium catalyzed of allyl ether or ester.

Scheme 94 Palladium-catalyzed diamination of terminal alkenes with Pd(NCMe)<sub>2</sub>(Sacch)<sub>2</sub>.

Scheme 96 Palladium catalyzed diamination of alkene.

The oxidative difunctionalization of alkenes represents a powerful tool for the efficient 1,2-introduction of heteroatoms into organic frameworks and thus for structural diversification from common hydrocarbon groups. Within such vicinal difunctionalization, palladium catalysis constitutes a particularly effective approach.<sup>115</sup> Martínez *et al.* reported the formation of bis-saccharido palladium(II) complexes by the addition of acetonitrile solution of palladium diacetate in saccharin, a bisacetonitrile palladium saccharide complex Pd(NCMe)<sub>2</sub>(-Sacch)<sub>2</sub> is formed which further on crystallization gave trimeric palladium complex. The aminoxygation or diamination of alkenes took place in the presence of Pd(NCMe)<sub>2</sub>(Sacch)<sub>2</sub> as

a nitrogen source shown in Schemes 93 and 94 respectively<sup>116</sup>. The mechanism proceed through the formation of amino-palladium intermediate **A** when palladium catalyst engage in aminometallation with saccharin further metal oxidation to higher oxidation state palladium(IV) intermediate **B** is accomplished with the hypervalent iodine reagent shown in Scheme 95.

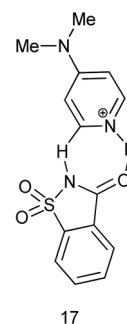
The diamination pathway proceeds through nucleophilic attack of bisulfonimide at the  $\alpha$ -carbon of the  $\sigma$ -alkylpalladium(IV) leading to diamination products but in case of saccharin, the nucleophilic displacement takes place through oxygenation to provide aminoxygation products. Saccharin owes its attractiveness as a nitrogen source to its commercial availability and low price.

Iglesias *et al.* also reported the intramolecular diamination of alkene catalyzed by palladium chloride. Both bistosylimide and saccharin act as the nitrogen source (Scheme 96).<sup>117</sup> This method employs two commercially available nitrogen sources with high regioselectivity under very mild conditions and moreover no intramolecular reaction step is required.



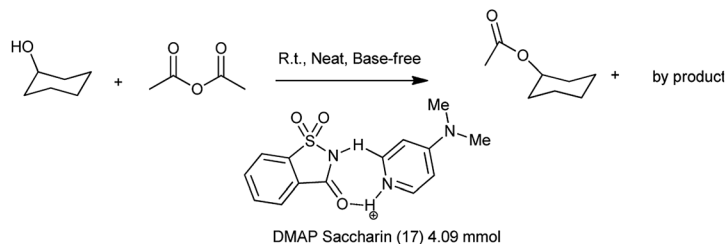
Scheme 95 Mechanism of palladium-catalyzed difunctionalization reaction with saccharin.

## 18. DMAP-saccharin



### DMAP-saccharin



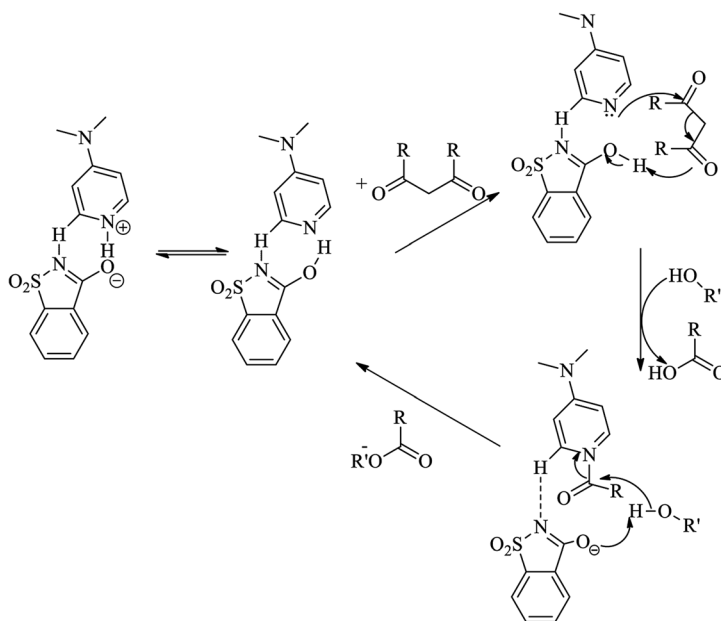


Scheme 97 DMAP–Saccharin catalyzed acylation of 1-cyclohexanol.

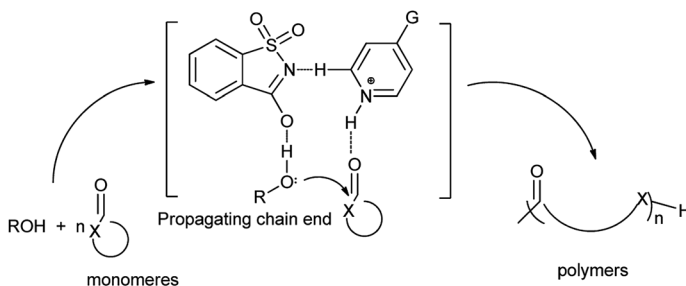


Scheme 98 Acylation reaction of alcohol with acid anhydride catalyzed by pyridinium saccharin salt.

Recently, it has been reported that 4-(*N,N*-dimethylamino)pyridine (DMAP) is an effective homogeneous catalyst for the esterification of alcohol with acid anhydride, the ring-opening polymerization, the silylation of alcohol. The homogeneous nature of DMAP catalyzed acylation still suffers from the problem of separation. Lu *et al.* 2011 showed the catalytic condensation reaction of alcohol with equimolar amount of acid anhydride under solvent free and base free conditions by



Scheme 99 Mechanism of DMAP catalyzed acylation reaction based on synthon connectivity as the resting state with O(sac)⋯HeN(py)/O(sac)–H. N(py) for propagation.



DMAP (G = N(CH<sub>3</sub>)<sub>2</sub>), PPY (4-pyrrolidinopyridine) (G = N(CH<sub>2</sub>)<sub>4</sub>), and pyridine (Py) (G = H).

Scheme 100 Proposed ring-opening polymerization mechanisms of cyclic esters using pyridinium saccharinate as the co-catalyst.



using 4-(*N,N*-dimethylamino)pyridine (DMAP) DMAP saccharin catalyst shown in Scheme 97. The DMAP–saccharin catalyzed acylation of alcohol was efficiently carried out more than 8 times without losing the activity<sup>118</sup> which might efficient and reliable process in industry.

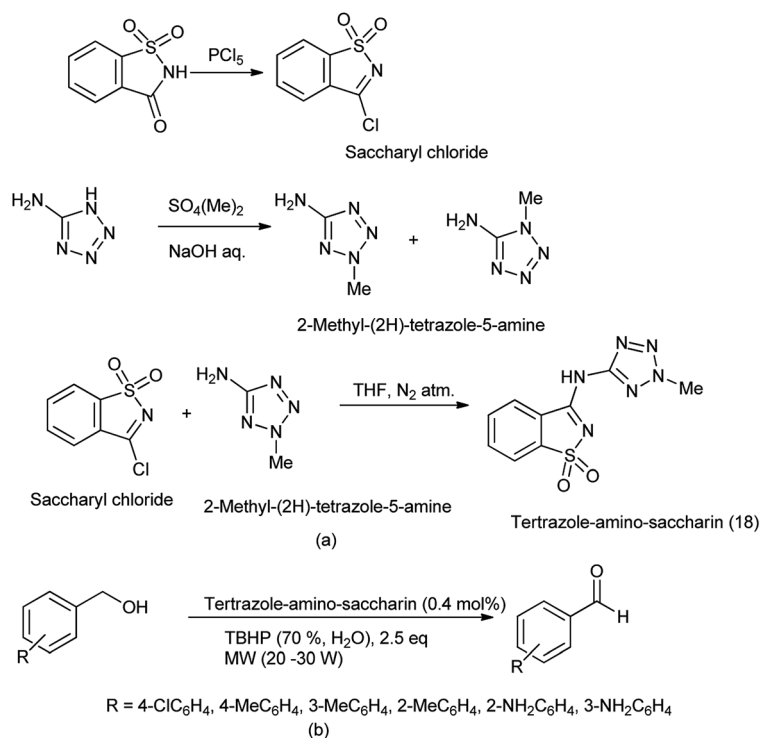
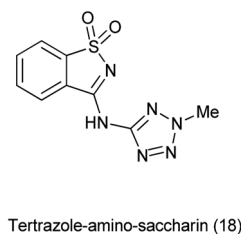
Lu *et al.* (2016) reported four pyridinium saccharinate salt including pyridinium saccharinate (**I**), 4-*N,N*-dimethylaminopyridinium saccharinate (**II**), 2-*N,N*-dimethylaminopyridinium saccharinate (**III**) and 4-(1-pyrrolidinyl)pyridinium saccharinate (**IV**) as effective as recyclable homogeneous acylation catalyst for alcohols as shown in Scheme 98. These salts (**I**), (**III**) and (**IV**) contain very interesting seven membered synthon showing multiple H-bonding interactions for pair of pyridinium cation and saccharinate anion in the solid state. The salt (**II**), exhibits H-bonding interaction of N(sac). HeN(py) in the solid state, instead of seven-membered synthon (Scheme 99). Salt (**III**) was a poor catalyst for esterification due to its steric hindrance and salt (**IV**) without donating substituent on pyridine ring was also proved a poor catalyst. The catalytic reactivity studies show that salts (**I**), and (**II**), are both very effective, with salt (**II**), even better in reactivity, and both salts could be recycled for 10 times without decreasing catalytic activity in the esterification of a variety of alcohols, under solvent-free and base-free conditions at room temperature.

Salts (**I**) and (**II**) whose kinetics have been studied, are very efficient recyclable catalysts for the acylation of a variety of 2° and 3° alcohols, from the kinetic studies, salt (**II**) turned out to be the best catalyst, even better than salt (**I**) in this esterification.<sup>119</sup>

Lal *et al.* 1957 reported the polymerization of methyl methacrylate with different amines and salts of saccharin. Results showed that only aromatic tertiary amines in admixture with saccharin were able to polymerize the monomer *i.e.*, salts of *N,N*-dimethyltoluidine (*o*-, *m*-, and *p*-) or *N,N*-dimethylaniline with saccharin catalyzed the polymerization whereas polymerization was not favoured by the secondary or primary amines.<sup>120</sup> Thus, reagent is indeed an inexpensive, efficient, and recoverable catalyst for benign esterification methods.

Wei *et al.* also reported that pyridinium saccharinate promotes ring-opening polymerizations (ROP) of typical cyclic ester monomers like trimethylene carbonate (TMC),  $\delta$ -valerolactone (VL),  $\epsilon$ -lactide (LLA), and  $\epsilon$ -caprolactone (CL) as the monomers, and used three pyridines of pyridine (Py), DMAP and 4-pyrrolidinopyridine (PPY) as Bronsted part of pyridinium saccharinate co-catalysts. Study showed that DMAP·saccharinate (DMAP·Sac) catalyzed ROP of LLA at a fast rate (Scheme 100).<sup>121</sup>

## 19 Tetrazole-amino-saccharin



**Scheme 101** (a) Synthesis of tetrazole-amino-saccharin (b) oxidation of benzyl alcohol under microwave condition in presence of tetrazole-amino-saccharin.



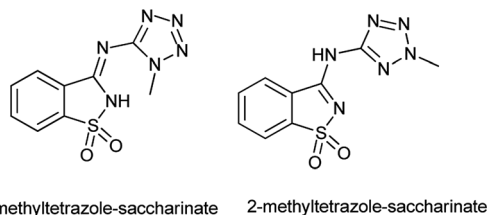


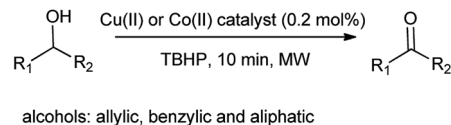
Fig. 1 Structure of 1- and 2-methyltetrazole-saccharinate.

Tetrazole-amino-saccharin was synthesized from the reaction of saccharyl chloride (synthesized by saccharin) and 2-methyl-2(*H*)-tetrazole-5-amine (derived from tetrazole-5-amine) under inert condition as described Scheme 101(a).<sup>122</sup>

An anaerobic oxidation of benzyl alcohols was reported by Frija *et al.* in the presence of tetrazole-amino-saccharin as organocatalyst under solvent free conditions and microwave assisted process comprising aqueous *tert*-butyl hydroperoxide (TBHP) as oxidant (Scheme 101b).<sup>123</sup> Ismael *et al.* reported the structure of nitrogen-linked 1- and 2-methyltetrazole-saccharinates (Fig. 1).<sup>124</sup> As both tetrazoles and benzisothiazoles (saccharins) have relevant applications in areas such as agriculture, medicine, and food chemistry, and also act as important building blocks in organic synthesis.<sup>125</sup> Currently, some compounds such as 5-chloro-1-phenyl-(1*H*)-tetrazole and 3-chloro-1,2-benzisothiazole-1,1-dioxides (saccharyl chlorides) are used as derivatizing agents for phenols and alcohols.<sup>126</sup>

Frija *et al.* reported the hydrosilative reduction of aldehydes in presence of (tetrazole-saccharin) nickel complex under microwave irradiation (Scheme 102b). The (tetrazole-saccharin) nickel complex can be synthesized under room temperature reacting tetrazole-amino-saccharin with  $\text{Ni}(\text{OAc})_2 \cdot 4\text{H}_2\text{O}$  salt (Scheme 102a).

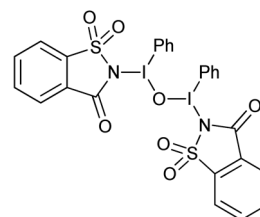
This complex consists of two monoanionic bidentate *N,N*-(tetrazole-saccharin) ligands, one DMSO and water molecule coordinated to  $\text{Ni}(\text{II})$  ion (Scheme 102a).<sup>127</sup> The reaction protocol carried out under environment friendly conditions and is effective.



Scheme 103 Conversion of alcohols to respective ketones.

Frija *et al.* also investigated the oxidation of secondary alcohols such as allylic, benzylic, and aliphatic secondary alcohols to corresponding ketones in the presence of cobalt(II) and copper(II) tetrazole-saccharinate as an effective catalyst (Scheme 103).<sup>128</sup> Full conversion was carried out under mild conditions and overcome the major drawback as oxidative (dehydrogenation) activation of alcohol. Moreover allows the wide range of transformation of alcohol.

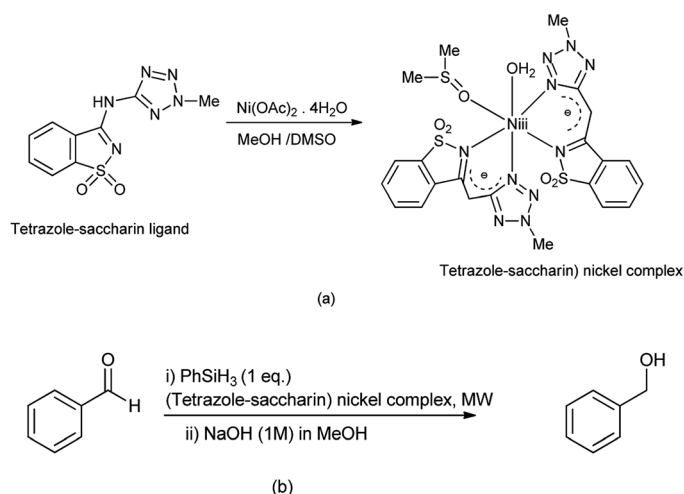
## 20. Saccharin-based $\mu$ -oxo-bridged imidoiodane



Saccharin-based  $\mu$ -oxo-bridged imidoiodane (19)

Hypervalent iodine reagents have found to be efficient and eco-friendly and efficient oxidizing reagents for various oxidative transformations.<sup>129</sup> Saccharin-based  $\mu$ -oxo-bridged imidoiodane (19) was synthesized by reaction of (diacetoxyiodo) benzene and saccharin (Scheme 104).

Yoshimura *et al.* reported Saccharin-based  $\mu$ -oxo-bridged imidoiodane used for the synthesis of  $\alpha$ -aminated carbonyl compounds using silyl enol ethers (Scheme 105).<sup>130</sup> The reagent showed high reactivity and selectivity than other reagents.



Scheme 102 (a) Synthesis of (tetrazole-saccharin) nickel complex (b) hydrosilative reductive of aldehydes in presence of nickel complex.



Scheme 104 Synthesis of saccharin based  $\mu$ -oxo-bridged imidoiodane.Scheme 105 Synthesis of  $\alpha$ -aminated carbonyl compound using saccharin based  $\mu$ -oxo-bridged imidoiodane.

## 21. Saccharin as amine source

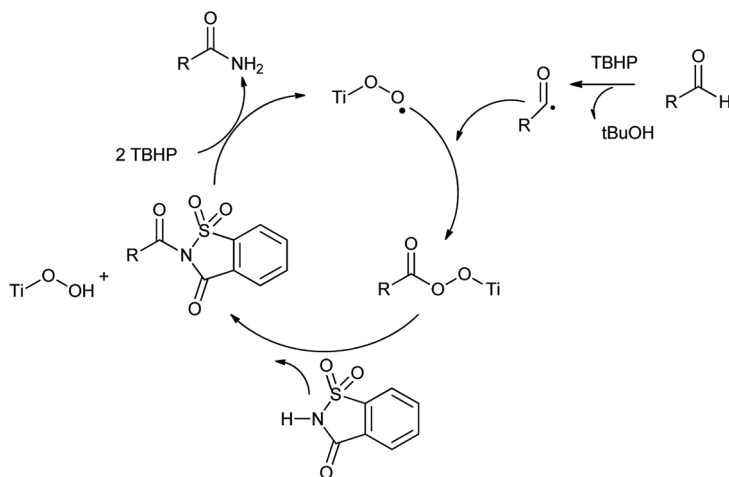
There are many researches recently carried out for the synthesis of organonitrogen chemicals from sustainable sources instead of ammonia. This is greater step towards the greener approach in the organic synthesis. As Pelckmans and coworkers<sup>131</sup> reported wide range of amines which were synthesized from

biomass-derived substrates by using sustainable heterogeneously catalyzed reaction which could be highly effective in chemical industry. Another study carried by Yan in 2015 showed that waste shrimp, lobster and crab shells could be turn in to nitrogen rich chemicals which would beneficial for environment as well as economy.<sup>132</sup> A new heterogeneous catalytic system (saccharin/Ti-superoxide/TBHP) has found to be efficiently catalyzes oxidative amidation of aldehydes to produce various primary amides over Ti-superoxide using TBHP as oxidant by Kamble *et al.* (Scheme 106).<sup>133</sup> Saccharin assesses as amine source and tolerates a wide range of different functional groups.

This method presented various advantages such as Ti catalyst is recyclable, good functional group compatibility, wide range of substrate scope, no additives and can be easily scaled up, mild reaction conditions and reused for 3 cycles without



Scheme 106 Direct oxidative amidation of aldehyde or methyl arenes.



Scheme 107 Catalytic cycle of oxidative amination of aldehyde.



Scheme 108 Regioselective amination of unsymmetrical 3,5-substituted pyridine *N*-oxides.



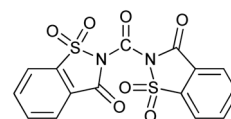
Scheme 109 Synthesis of *N,N'*-carbonyldisaccharin.

loss of activity. A possible mechanism and the role of the catalyst in oxidative amidation have shown in Scheme 107.

As far as saccharin as amine source is concerned it can also be recycle easily and the reaction are carried under favorable and less hazardous condition moreover it is reported as green catalyst. A procedure of regioselective amination of unsymmetrical 3,5-substituted pyridine *N*-oxides using saccharin as an ammonium surrogate reported by Farrell *et al.* (Scheme 108).<sup>134</sup> Under mild conditions corresponding saccharin adducts has been achieved. *In situ* deprotection under acidic conditions allows for a one-pot process to substituted aminopyridines. Herein, saccharin acts as an ammonia surrogate for this application, delivering both high conversions and regioselectivity. This method overcomes challenges linked with direct amination of pyridine *N*-oxides caused by the competitive reaction of the nucleophile with the activator.

## 22. *N,N'*-Carbonyldisaccharin

Yadav *et al.* in 2003 reported the synthesis of peptides, esters and amides in the presence of new condensing reagent *N,N'*-carbonyldisaccharin (Scheme 110). This condensing reagent was easily prepared by reacting saccharin and trichloromethyl chloroformate in 2 : 1 molar ratio under refluxing toluene as shown in Scheme 109.<sup>135</sup>

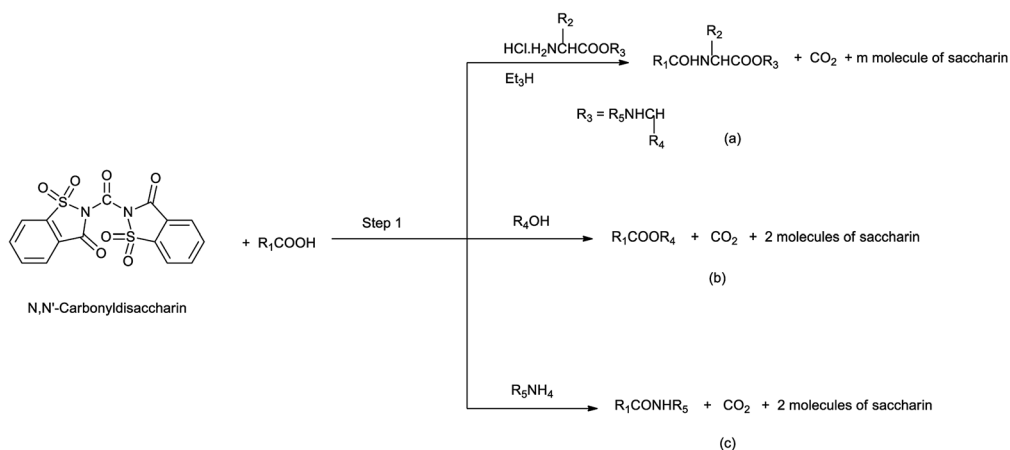


*N,N'*-Carbonyldisaccharin (20)

This protocol was really helpful as the condensing reagent is easy to handle and sides products as saccharin is easily removed from the product mixture with 1% cold sodium hydrogen carbonate.

## 23. Conclusions

From this review it is inferred that saccharin and its derivative can provide a vast range of catalytic system for synthesis of various heterocyclic framework, protection of functional groups as well as for functional group conversion. We envision that this



Scheme 110 Synthesis of (a) peptides, (b) esters, and (c) amides by the use of condensing reagent.





review will help to stimulate research in the area of sugar and their derivatives that may release exhilarating perspectives in organic synthesis, material science and pharmaceutical industry. As far the catalytic activity of saccharin and its derivatives is concerned it is found to be more effective with good yield than the standard archetype catalyst. Although there have been noteworthy developments in many aspects of the saccharin derivative as catalyst. However, saccharin and its derivatives offer other opportunities and challenges to the synthetic chemists and biologist for the appropriate use of the same in different way, and we believe that these opportunities will never end because these catalysts will indeed form a huge source for catalytic strategies. From future aspect saccharin and its derivatives can replace other catalyst and favors the green application which is demand of the day as the derivatives can be easily prepared in laboratory and recycled further.

## Conflicts of interest

There are no conflict to declare.

## Acknowledgements

KK and SS acknowledges Department of Science and Technology (DST) for financial support through Inspire Faculty Award No. IFA-13-CH-123.

## References

- 1 A. Kumar, V. D. Tripathi and P. Kumar, *Green Chem.*, 2011, **13**, 51–54.
- 2 B. K. Dharti and K. D. Aparnathi, *Int. J. Curr. Microbiol. Appl. Sci.*, 2017, **6**(6), 1283–1296.
- 3 T. G. Neltner, N. R. Kulkarni, H. M. Alger, M. V. Maffini, E. D. Bongard, N. D. Fortin and E. D. Olson, *Compr. Rev. Food Sci. Food Saf.*, 2011, **10**(6), 342–368.
- 4 S. Chattopadhyay, U. Raychaudhuri and R. Chakraborty, *J. Food Sci. Technol.*, 2014, **51**(4), 611–621.
- 5 (a) S. Srivastava, *New J. Chem.*, 2019, **43**, 6469–6471; (b) A. Kumar, S. Srivastava and G. Gupta, *Green Chem.*, 2012, **14**, 3269–3272; (c) A. Kumar, S. Srivastava, G. Gupta, V. Chaturvedi, S. Sinha and R. Srivastava, *ACS Comb. Sci.*, 2011, **13**, 65–71; (d) A. Kumar, S. Srivastava and G. Gupta, *Tetrahedron Lett.*, 2010, **51**, 517–520; (e) A. Kumar, G. Gupta and S. Srivastava, *J. Comb. Chem.*, 2010, **12**, 458–462; (f) S. Srivastava, *ChemistrySelect*, 2020, **5**(2), 799–803.
- 6 B. Banerjee, V. Bhardwaj, A. Kaur, G. Kaur and A. Singh, *Curr. Org. Chem.*, 2019, **23**, 3191–3205.
- 7 (a) P. Sanna, A. Carta, M. Loriga, S. Zanetti and L. Sechi, *Farmaco*, 1999, **54**, 161–168; (b) J. Guillon, P. Grellier, M. Labaied, P. Sonnet, J.-M. Léger, R. Déprez-Poulain, I. Forfar-Bares, P. Dallemagne, N. Lemaître, F. Péhourcq, J. Rochette, C. Sergheraert and C. Jarry, *J. Med. Chem.*, 2004, **47**, 1997–2009.
- 8 Y. V. D. Nageswar, K. H. V. Reddy, K. Ramesh and S. N. Murthy, *Org. Prep. Proced. Int.*, 2013, **45**, 1–27.
- 9 F. Lassagne, F. Chevallier and F. Mongin, *Synth. Commun.*, 2013, **44**, 141–149.
- 10 D. Bandyopadhyay, S. Mukherjee, J. C. Granados, J. D. Short and B. K. Banik, *Eur. J. Med. Chem.*, 2012, **50**, 209–215.
- 11 A. Balakrishna, A. Aguiar, P. J. M. Sobral, M. Y. Wani, J. A. E. Silva and A. J. F. N. Sobral, *Catal. Rev.*, 2019, **61**, 84–110.
- 12 N. Bhandari and S. L. Gaonkar, *Chem. Heterocycl. Compd.*, 2015, **51**, 320–323.
- 13 C. O. Kappe, *Eur. J. Med. Chem.*, 2000, **35**(12), 1043–1052.
- 14 F. Mohamadpour, M. T. Maghsoodlou, R. Heydari and M. Lashkari, *J. Iran. Chem. Soc.*, 2016, **13**(8), 1549–1560.
- 15 F. Mohamadpour, M. Lashkari and N. Hazeri, *Indones. J. Chem.*, 2018, **18**(1), 7–17.
- 16 E. Merino, *Chem. Soc. Rev.*, 2011, **40**, 3835–3853.
- 17 (a) W. Lewgowd and A. Stanczak, *Arch. Pharm. Chem. Life Sci.*, 2007, **340**, 65–80; (b) M. Szumilak and A. Stanczak, *Molecules*, 2019, **24**(12), 2271.
- 18 N. A. Danilkina, P. S. Vlasov, S. M. Vodianik, A. A. Kruchinin, Y. G. Vlasov and I. A. Balova, *Beilstein J. Org. Chem.*, 2015, **11**, 373–384.
- 19 N. G. Khaligh, T. Mihankhah, M. R. Johan and J. J. Ching, *Monatsh. Chem.*, 2018, **149**(6), 1083–1087.
- 20 N. G. Khaligh, M. R. Johan and J. J. Ching, *Aust. J. Chem.*, 2018, **71**, 186–189.
- 21 N. G. Khaligh, M. R. Johan and J. J. Ching, *Green Process. Synth.*, 2019, **8**, 24–29.
- 22 A. Zare, M. Dianat, N. Pishahang, R. Khanivar, S. Kaman-Torki, F. Fakhraei, Z. Kordrostami and M. Sadeghi-Takallo, *Iran. Chem. Commun.*, 2019, **7**, 586–593.
- 23 F. Shirini, M. A. Zolfigol and M. Abedini, *Monatsh. Chem.*, 2009, **140**, 61–64.
- 24 F. Shirini, M. Mamaghani, T. Mostashari-Rad and M. Abedini, *Bull. Korean Chem. Soc.*, 2010, **31**, 2399–2401.
- 25 T. W. Greene and P. G. M. Wuts, *Greene's Protective Groups in Organic Synthesis*, Wiley, New York, 4th edn, 2007.
- 26 (a) T. W. Greene and P. G. M. Wuts, *Protective groups in organic synthesis*, Wiley, New York, 1999; (b) P. J. Kocienski, R. Endres, R. Noyori and B. M. Trost, *Protective groups*, Thiemen, Stuttgart, 1994.
- 27 G. A. Olah, B. G. B. Gupta, S. C. Narang and R. Malhorta, *J. Org. Chem.*, 1979, **44**, 1247–1251.
- 28 K. S. Kochhar, B. S. Bal, R. P. Deshpande, S. N. Rajadhyaksha and H. W. Pinnick, *J. Org. Chem.*, 1983, **48**, 1765–1767.
- 29 F. Shirini, M. A. Zolfigol and M. Abedini, *Monatsh. Chem.*, 2009, **140**, 1495–1498.
- 30 C. Agami and F. Couty, *Tetrahedron*, 2002, **58**, 2701–2724.
- 31 F. Shirini, M. A. Zolfigol and M. Abedini, *J. Iran. Chem. Soc.*, 2010, **7**, 603–607.
- 32 (a) A. Y. Shen, C. T. Tsai and C. L. Chen, *Eur. J. Med. Chem.*, 1999, **34**, 877–882; (b) M. H. Huang, S.-N. Wa, J. P. Wang, C. H. Lin, S. Lu, L. F. Lian and A. Y. Shen, *Drug Dev. Res.*, 2003, **60**, 261.
- 33 A. Zare, H. Kaveh, M. Merajoddin, A. R. Moosavi-Zare, A. Hasaninejad and M. A. Zolfigol, *Phosphorus, Sulfur Silicon Relat. Elem.*, 2013, **188**, 573–584.

- 34 A. Zare, M. Mokhlesi, A. Hasaninejad and T. Hekmat-Zadeh, *E-J. Chem.*, 2012, **9**(4), 1854–1863.
- 35 J. M. Bachhawat and N. K. Mathur, *Tetrahedron Lett.*, 1971, **12**(8), 691–692.
- 36 B. Zajc, *Synth. Commun.*, 1999, **29**, 1779–1784.
- 37 E. I. Sánchez and M. J. Fumarola, *Synthesis*, 1976, **1976**(11), 736–737.
- 38 S. P. L. de Souza, J. F. M. da Silva and M. C. S. de Mattos, *Synth. Commun.*, 2003, **33**(6), 935–939.
- 39 S. P. L. de Souza, J. F. M. da Silva and M. C. S. de Mattos, *J. Braz. Chem. Soc.*, 2003, **14**(5), 832–835.
- 40 (a) S. C. Bisarya and R. Rao, *Synth. Commun.*, 1993, **23**, 779–788; (b) K. Hisatoshi, A. Katsutomo, O. Tamon and K. Jitsuo, *Bull. Chem. Soc. Jpn.*, 1989, **62**, 591–593; (c) D. Roche, K. Prasad, O. Repic and T. J. Blacklock, *Tetrahedron Lett.*, 2000, **41**, 2083–2085; (d) H. A. Muathen, *J. Org. Chem.*, 1992, **57**, 2740–2741; (e) G. Majetich, R. Hicks and S. Reister, *J. Org. Chem.*, 1997, **62**, 4321–4326; (f) G. Zhang, R. Liu, Q. Xu, L. Ma and X. Liang, *Adv. Synth. Catal.*, 2006, **348**, 862–866; (g) M. Guo, L. Varady, D. Fokas, C. Baldino and L. Yu, *Tetrahedron Lett.*, 2006, **47**, 3889–3892.
- 41 H. Alinezhad, S. M. Tavakkoli and F. Salehian, *Synth. Commun.*, 2010, **40**, 3226–3232.
- 42 R. Baharfar, H. Alinezhad, S. Azimi and F. Salehian, *J. Chil. Chem. Soc.*, 2011, **56**, 863–865.
- 43 M. Abrishamkar, S. N. Azizi and H. Kazemian, *Iran. J. Org. Chem.*, 2010, **2**, 338–342.
- 44 H. Alinezhad, M. Tajbakhsh and S. S. Tehrani, *Bull. Korean Chem. Soc.*, 2011, **32**, 1543–1546.
- 45 E. I. Sánchez and M. J. Fumarola, *J. Org. Chem.*, 1982, **47**, 1588–1590.
- 46 D. Urankar, I. Rutar, B. Modéc and D. Dolenc, *Eur. J. Org. Chem.*, 2005, 2349–2353.
- 47 (a) B. P. Bandgar, L. B. Kunde and J. L. Thote, *Synth. Commun.*, 1997, **27**, 1149–1152; (b) A. S. Demir, C. Tanyeli and E. Altinel, *Tetrahedron Lett.*, 1997, **38**, 7267–7270.
- 48 (a) C. G. Rao, A. H. Radhakrishna, B. B. Singh and S. P. Bhatnagar, *Synthesis*, 1983, **1983**, 808; (b) N. B. Barhate, A. S. Gajare, R. D. Wakharkar and A. Sudalai, *Tetrahedron Lett.*, 1997, **38**, 653–656.
- 49 A. Khazaei, A. A. Manesh and A. Rostami, *Phosphorus, Sulfur Silicon Relat. Elem.*, 2004, **179**, 2483–2486.
- 50 A. Khazaei, A. Rostami and A. A. Manesh, *J. Chin. Chem. Soc.*, 2006, **53**, 437–441.
- 51 I. Jain, K. Sharma and V. K. Sharma, *Chem. Sci. Rev. Lett.*, 2016, **5**(20), 211–218.
- 52 (a) X. Z. Liang, L. Chen, H. Wu, J.-G. Yang and M. Y. He, *Sci. China, Ser. B: Chem.*, 2009, **52**, 2166–2170; (b) E. L. Eliel and S. Morris-Natschke, *J. Am. Chem. Soc.*, 1984, **106**, 2937–2942.
- 53 H. Alinezhad and S. Fallahi, *Chin. Chem. Lett.*, 2012, **23**, 927–929.
- 54 L. Song, S. Luo and J.-P. Cheng, *Org. Chem. Front.*, 2016, **3**, 447–452.
- 55 L. Song, L. Zhang, S. Luo and J.-P. Cheng, *Chem.-Eur. J.*, 2014, **20**(44), 14231–14234.
- 56 H. Firouzabadi, N. Iranpoor and F. Ebrahimzadeh, *J. Iran. Chem. Soc.*, 2008, **5**(3), 400–406.
- 57 (a) E. B. Merkushev, *Synthesis*, 1988, **12**, 923–937; (b) S. D. R. Christie, *J. Chem. Soc., Perkin Trans. 1*, 1999, 737–747; (c) A. Kryska and L. Skulski, *J. Chem. Res., Synop.*, 1999, **10**, 590–591; (d) J. Barluenga, *Pure Appl. Chem.*, 1999, **71**, 431–436.
- 58 (a) M. Aloui and A. J. Fairbanks, *Synlett*, 2001, **6**, 797–799; (b) F. Feigl and A. Bondi, *Monatsh. Chem.*, 1929, **53**, 508–549; (c) C. Djerassi and C. T. Lenk, *J. Am. Chem. Soc.*, 1953, **75**, 3493–3495.
- 59 D. Dolenc, *Synlett*, 2000, **4**, 544–546.
- 60 D. Dolenc, *Synth. Commun.*, 2003, **33**, 2917–2924.
- 61 A. Rai and L. D. S. Yadav, *Tetrahedron Lett.*, 2010, **51**(31), 4045–4049.
- 62 H.-S. Dawn, I. H. Pitman, T. Higuchi and S. Young, *J. Pharm. Sci.*, 1970, **59**, 955–959.
- 63 (a) P. Wasserscheid and W. Keim, *Angew. Chem., Int. Ed.*, 2000, **39**, 3772–3789; (b) M. J. Earle and K. R. Seddon, *Pure Appl. Chem.*, 2000, **72**, 1391–1398; (c) C. M. Gordon, *Appl. Catal., A*, 2001, **222**, 101–117.
- 64 A. Kumar, G. Gupta and S. Srivastava, *Green Chem.*, 2011, **13**, 2459–2463.
- 65 P. Nockemann, B. Thijs, K. Driesen, C. R. Janssen, K. V. Hecke, L. V. Meervelt, S. Kossmann, B. Kirchner and K. Binnemans, *J. Phys. Chem. B*, 2007, **111**, 5254–5263.
- 66 A. Kumar, P. Kumar, V. D. Tripathi and S. Srivastava, *RSC Adv.*, 2012, **2**, 11641–11644.
- 67 H. Sharma and S. Srivastava, *RSC Adv.*, 2018, **8**, 38974–38979.
- 68 H. Sharma and S. Srivastava, *New J. Chem.*, 2019, **43**, 12054–12058.
- 69 L. Ming, G. Wei-Si, W. Li-Rong, L. Ya-Feng and Y. Hua-Zheng, *J. Mol. Catal. A: Chem.*, 2006, **258**, 133–138.
- 70 A. Kumar, S. Srivastava, G. Gupta, P. Kumar and J. Sarkar, *RSC Adv.*, 2013, **3**, 3548–3552.
- 71 (a) H. Ni, D. J. Aaserud, W. J. Simonsick Jr and M. D. Soucek, *Polymer*, 2000, **41**, 57–71; (b) M. Modesti and A. Lorenzetti, *Eur. Polym. J.*, 2000, **37**, 949–954.
- 72 (a) J. Tang, T. Mohan and J. G. Verkade, *J. Org. Chem.*, 1994, **59**, 4931–4938; (b) A. P. Murray and M. J. Miller, *J. Org. Chem.*, 2003, **68**, 191–194.
- 73 F. M. Moghaddam, G. R. Koozehgiri and M. G. Dekamin, *Monatsh. Chem.*, 2004, **135**, 849–851.
- 74 (a) D. V. Vorobyeva, N. M. Karimova, I. L. Odinets, G. V. Rosenthaler and S. N. Osipov, *Org. Biomol. Chem.*, 2011, **9**, 7335–7342; (b) S. Batra and A. K. Roy, *Synthesis*, 2004, **15**, 2550–2554; (c) S. Zhu, S. Shi and S. W. Gerritz, *Tetrahedron Lett.*, 2011, **52**, 4001–4004.
- 75 H. Kiyani and F. Ghorbani, *Heterocycl. Lett.*, 2013, **3**, 359–369.
- 76 L. Moradi and M. A. Sadegh, *Acta Chim. Slov.*, 2017, **64**, 506–512.
- 77 (a) P. H. Gehrtz, V. Hirschbeck and I. A. Fleischer, *Chem. Commun.*, 2015, **51**, 12574–12577; (b) I. Chiyomaru, E. Yoshinaga and H. Ito, *Jp. Pat.*, 48008500, 1973.



- 78 (a) L. Ashfield and C. F. J. Bernard, *Org. Process Res. Dev.*, 2007, **11**, 39–43; (b) A. Brennfhrer, H. Neumann and M. Beller, *Angew. Chem., Int. Ed.*, 2009, **48**, 4114–4133.
- 79 (a) P. Hermange, A. T. Lindhardt, R. H. Taaning, K. Bjerglund, D. Lupp and T. Skrydstrup, *J. Am. Chem. Soc.*, 2011, **133**, 6061; (b) S. D. Friis, R. H. Taaning, A. T. Lindhardt and T. Skrydstrup, *J. Am. Chem. Soc.*, 2011, **133**, 18114–18117; (c) T. Morimoto, K. Yamasaki, A. Hirano, K. Tsutsumi, N. Kagawa, K. Kakiuchi, Y. Harada, Y. Fukumoto, N. Chatani and T. Nishioka, *Org. Lett.*, 2009, **11**, 1777–1780.
- 80 T. Cochet, V. Bellosta, A. Greiner, D. Roche and J. Cossy, *Synlett*, 2011, **13**, 1920–1922.
- 81 H.-P. Fang, C.-C. Fu, C.-K. Tai, K.-H. Chang, R.-H. Yang, M.-J. Wu, H.-C. Chen, C.-J. Li, S.-Q. Huang, W.-H. Lien, C.-H. Chen, C.-H. Hsieh, B.-C. Wang, S.-F. Cheung and P.-S. Pan, *RSC Adv.*, 2016, **6**, 30362–30371.
- 82 T. Ueda, H. Konishi and K. Manabe, *Angew. Chem., Int. Ed.*, 2013, **52**, 8611–8615.
- 83 T. Ueda, H. Konishi and K. Manabe, *Org. Lett.*, 2013, **15**, 5370–5373.
- 84 P. Gautam, P. Kathe and B. M. Bhanage, *Green Chem.*, 2017, **19**, 823–830.
- 85 V. K. Yadav, V. P. Srivastava and L. D. S. Yadav, *Synlett*, 2016, **27**, 2826–2830.
- 86 V. Hirschbeck, P. H. Gehrtz and I. Fleischer, *J. Am. Chem. Soc.*, 2016, **138**, 16794–16799.
- 87 X. Fan, M. Shi and Y. Wei, *Adv. Synth. Catal.*, 2019, **361**, 5677–5683.
- 88 C. F. Perez, E. L. Calandri, M. R. Mazzieri, B. Arguello, A. R. Suarez and M. J. Fumarola, *Org. Prep. Proced. Int.*, 1984, **16**(1), 37–47.
- 89 N. S. Ramegowda, M. N. Modi, A. K. Koul, J. M. Bora, C. K. Narang and N. K. Mathur, *Tetrahedron*, 1973, **29**, 3985–3986.
- 90 F. Micheel and M. Lorenz, *Tetrahedron Lett.*, 1963, **4**, 2119–2122.
- 91 H. Wu, Y. Li, M. Cui, J. Jian and Z. Zeng, *Adv. Synth. Catal.*, 2016, **358**(23), 3876–3880.
- 92 C. Liu, G. Meng, Y. Liu, R. Liu, R. Lalancette, R. Szostak and M. Szostak, *Org. Lett.*, 2016, **18**(17), 4194–4197.
- 93 H. Wu, T. Liu, M. Cui, Y. Li, J. Jian, H. Wang and Z. Zeng, *Org. Biomol. Chem.*, 2017, **15**(3), 536–540.
- 94 C. Liu, G. Meng and M. Szostak, *J. Org. Chem.*, 2016, **81**, 12023–12030.
- 95 S. S. Malunavar, S. M. Sutar, P. K. Prabhala, R. G. Kalkhambkar and K. K. Laali, *Tetrahedron Lett.*, 2020, **61**, 151987–151991.
- 96 A. P. Koskin, I. V. Mishakov and A. A. Vedyagin, *Resour. Technol.*, 2016, **2**, 118–125.
- 97 R. Calvo, K. Zhang, A. Passera and D. Katayev, *Nat. Commun.*, 2019, **10**, 3410.
- 98 (a) S. Munavalli, D. K. Rohrbach, F. R. Longo and H. D. Durst, *Phosphorus, Sulfur Silicon Relat. Elem.*, 2002, **177**, 1073–1083; (b) S. Munavalli, D. K. Rohrbach, D. I. Rossman, W. G. Wagner and H. D. Durst, *Phosphorus, Sulfur Silicon Relat. Elem.*, 2002, **177**, 1021–1031.
- 99 C. Xu, B. Ma and Q. Shen, *Angew. Chem., Int. Ed.*, 2014, **53**, 9316–9320.
- 100 C. Xu and Q. Shen, *Org. Lett.*, 2015, **17**(18), 4561–4563.
- 101 X. Liu, R. An, X. Zhang, J. Luo and X. Zhao, *Angew. Chem., Int. Ed.*, 2016, **55**, 5846–5850.
- 102 C. Mc Carthy, M. Tacke and X. Zhu, *Eur. J. Org. Chem.*, 2019, 2729–2734.
- 103 (a) S. T. Purrington, B. S. Kagen and T. B. Patrick, *Chem. Rev.*, 1986, **86**, 997–1018; (b) S. Rozen and R. Filler, *Tetrahedron*, 1985, **41**, 1111–1153; (c) Z.-Q. Xu, D. D. DesMarteau and Y. Gotoh, *J. Chem. Soc., Chem. Commun.*, 1991, 179–181; (d) S. T. Purrington and W. A. Jones, *J. Org. Chem.*, 1983, **48**, 761–762; (e) W. E. Barnette, *J. Am. Chem. Soc.*, 1984, **106**, 452–454; (f) T. Umamoto, K. Kawada and K. Tomita, *Tetrahedron Lett.*, 1986, **27**, 4465–4468; (g) E. Differding and R. W. Lang, *Tetrahedron Lett.*, 1988, **29**, 6087.
- 104 E. Differding and R. W. Lang, *Helv. Chim. Acta*, 1989, **72**, 1248–1252.
- 105 K. C. Nicolaou, N. A. Petasis and D. A. Claremon, *Tetrahedron*, 1985, **41**, 4835–4841.
- 106 M. Tingoli, M. Tiecco, L. Testaferri and A. Temperini, *Synth. Commun.*, 1998, **28**, 1769–1778.
- 107 M. Tiecco, L. Testaferri, M. Tingoli, D. Chianelli and D. Bartoli, *Tetrahedron Lett.*, 1989, **30**, 1417–1420.
- 108 M. Tingoli, R. Diana and B. Panunzi, *Tetrahedron Lett.*, 2006, **47**, 7529–7531.
- 109 M. Pawliczek, L. K. B. Garve and D.-B. Werz, *Org. Lett.*, 2015, **17**, 1716–1719.
- 110 T. Castanheiro, J. Suffert, M. Donnard and M. Gulea, *Chem. Soc. Rev.*, 2016, **45**, 494–505.
- 111 D. Wu, J. Qiu, P. G. Karmaker, H. Yin and F.-X. Chen, *J. Org. Chem.*, 2018, **83**, 1576–1583.
- 112 (a) P. Zhou, B.-C. Chen and F. A. Davis, *Tetrahedron*, 2004, **60**, 8003–8030; (b) J.-P. Begue, D. Bonnet-Delpon, B. Crousse and J. Legros, *Chem. Soc. Rev.*, 2005, **34**, 562–572.
- 113 K. Y. Lee, C. G. Lee and J. N. Kim, *Tetrahedron Lett.*, 2003, **44**, 1231–1234.
- 114 R. Patel, V. P. Srivastava and L. D. S. Yadav, *Adv. Synth. Catal.*, 2010, **352**, 1610–1614.
- 115 (a) K. H. Jensen and M. S. Sigman, *Org. Biomol. Chem.*, 2008, **6**, 4083–4088; (b) R. I. McDonald, G. Liu and S. S. Stahl, *Chem. Rev.*, 2011, **111**, 2981–3019.
- 116 C. Martínez, E. G. Pérez, Á. Iglesias, E. C. Escudero-Adán and K. Muñiz, *Org. Lett.*, 2016, **18**(12), 2998–3001.
- 117 A. Iglesias, E. G. Prez and K. Muiz, *Angew. Chem., Int. Ed.*, 2010, **49**, 8109–8111.
- 118 N. Lu, W.-H. Chang, W.-H. Tu and C.-K. Li, *Chem. Commun.*, 2011, **47**, 7227–7229.
- 119 N. Lu, W.-H. Chang, R.-J. Wei, Y.-C. Fang, T.-W. Han, G.-Q. Wang, J.-Y. Chang, Y.-S. Wen and L.-K. Liu, *Tetrahedron*, 2016, **72**, 3468–3476.
- 120 J. Lal, R. Green and S. Ellis, *J. Polym. Sci.*, 1957, **25**, 75–84.



- 121 F. Wei, H. Zhu, Z. Li, H. Wang, Y. Zhu, L. Zhang, Z. Yao, Z. Luo, C. Zhang and K. Guo, *Adv. Synth. Catal.*, 2019, **361**(6), 1335–1347.
- 122 L. M. T. Frija, E. C. B. A. Alegria, M. Sutradhar, M. L. S. Cristiano, A. Ismael, M. N. Kopylovich and A. J. L. Pombeiro, *J. Mol. Catal. A: Chem.*, 2016, **425**, 283–290.
- 123 L. M. T. Frija, M. L. Kuznetsov, B. G. M. Rocha, L. Cabral, M. L. S. Cristiano, M. N. Kopylovich and A. J. L. Pombeiro, *Mol. Catal.*, 2017, **442**, 57–65.
- 124 A. Ismael, J. A. Paixão, R. Fausto and M. L. S. Cristiano, *J. Mol. Struct.*, 2012, **1023**, 128–142.
- 125 Y. Tamura, F. Watanabe, T. Nakatani, K. Yasui, M. Fuji, T. Komurasaki, H. Tsuzuki, R. Maekawa, T. Yoshioka, K. Kawada, K. Sugita and M. Ohtani, *J. Med. Chem.*, 1998, **41**, 640–649.
- 126 S. C. S. Bugalho, L. Lapinski, M. L. S. Cristiano, L. M. T. Frija and R. Fausto, *Vib. Spectrosc.*, 2002, **30**, 213–225.
- 127 L. M. T. Frija, B. G. M. Rocha, M. L. Kuznetsov, L. I. L. Cabral, M. L. S. Cristiano and A. J. L. Pombeiro, *Pure Appl. Chem.*, 2020, **92**, 151–166.
- 128 L. M. T. Frija, E. C. B. A. Alegria, M. Sutradhar, M. L. S. Cristiano, A. Ismael, M. N. Kopylovich and A. J. L. Pombeiro, *J. Mol. Catal. A: Chem.*, 2016, **425**, 283–290.
- 129 A. Yoshimura and V. V. Zhdankin, *Chem. Rev.*, 2016, **116**(5), 3328–3435.
- 130 A. Yoshimura, S. R. Koski, J. M. Fuchs, A. Saito, V. N. Nemykin and V. V. Zhdankin, *Chem.–Eur. J.*, 2015, **21**, 5328–5331.
- 131 M. Pelckmans, T. Renders, S. Van de Vyver and B. F. Sels, *Green Chem.*, 2017, **19**, 5303–5307.
- 132 N. Yan and X. Chin, *Nature*, 2015, **524**, 155–157.
- 133 R. B. Kamble, K. D. Mane, B. R. Rupanawar, P. Korekar, A. Sudalai and G. Suryavanshi, *RSC Adv.*, 2020, **10**, 724–728.
- 134 R. P. Farrell, M. W. Silva Elipse, M. D. Bartberger, J. S. Tedrow and F. Vounatsos, *Org. Lett.*, 2013, **15**, 168–171.
- 135 L. D. S. Yadav, S. Dubey and A. Singh, *Indian J. Chem., Sect. B: Org. Chem. Incl. Med. Chem.*, 2003, **42**, 2601–2603.

