



Cite this: *Chem. Sci.*, 2017, 8, 5757

# Enantioselective catalytic $\beta$ -amination through proton-coupled electron transfer followed by stereocontrolled radical–radical coupling†

Zijun Zhou,<sup>a</sup> Yanjun Li,<sup>a</sup> Bowen Han,<sup>a</sup> Lei Gong<sup>✉</sup>\*<sup>a</sup> and Eric Meggers<sup>✉</sup>\*<sup>ab</sup>

A new mechanistic approach for the catalytic, enantioselective conjugate addition of nitrogen-based nucleophiles to acceptor-substituted alkenes is reported, which is based on a visible light induced and phosphate base promoted transfer of a single electron from a nitrogen nucleophile to a catalyst-bound acceptor-substituted alkene, followed by a stereocontrolled C–N bond formation through stereocontrolled radical–radical coupling. Specifically, *N*-aryl carbamates are added to the  $\beta$ -position of  $\alpha,\beta$ -unsaturated 2-acyl imidazoles using a visible light activated photoredox mediator in combination with a chiral-at-rhodium Lewis acid catalyst and a weak phosphate base, affording new C–N bonds in a highly enantioselective fashion with enantioselectivities reaching up to 99% ee and >99 : 1 dr for a menthol-derived carbamate. As an application, the straightforward synthesis of a chiral  $\beta$ -amino acid ester derivative is demonstrated.

Received 5th May 2017  
Accepted 15th June 2017

DOI: 10.1039/c7sc02031g

rsc.li/chemical-science

Chiral amines featuring a stereogenic carbon connected to a nitrogen are important structural motifs in pharmaceuticals and natural products.<sup>1</sup> The development of methodology for the catalytic, asymmetric construction of C–N bonds is therefore of high relevance.<sup>2</sup> In this respect, the conjugate amination of readily available  $\alpha,\beta$ -unsaturated carbonyl compounds is a principal strategy which provides useful  $\beta$ -amino carbonyl building blocks and exploits the intrinsic nucleophilicity of nitrogen lone pairs, with or without a prior deprotonation of the N–H group (Fig. 1).<sup>3,4</sup> However, the high nucleophilicity of such nitrogen reagents needs to be controlled carefully in order to prevent side reactions, catalyst deactivation, and uncatalyzed background reactions reducing the enantioselectivity.<sup>1</sup>

Recently, Knowles introduced an elegant strategy making use of proton-coupled electron transfer (PCET) to convert N–H groups into nitrogen-centered radicals, whose high reactivities can then be exploited for radical additions to electron-rich double bonds or hydrogen atom transfer reactions.<sup>5–8</sup> The activation of N–H containing compounds by PCET is attractive for its mild reaction conditions: it requires only a weak base, such as a phosphate, and the single electron transfer can be induced by visible light using a photoredox mediator. Unfortunately, the electron-deficient nature of nitrogen-centered radicals renders their application to the direct radical  $\beta$ -amination of

unsaturated carbonyl compounds unfavorable, at least for intermolecular reactions.<sup>9–11</sup>

Herein, we introduce a novel strategy to interface photoinduced PCET with the catalytic, enantioselective conjugate amination of  $\alpha,\beta$ -unsaturated carbonyl compounds. The mild and visible light induced enantioselective C–N bond formation is catalyzed by a previously developed chiral-at-rhodium Lewis acid<sup>12</sup> and couples *N*-aryl carbamates with  $\alpha,\beta$ -unsaturated 2-acyl imidazoles with high yields and excellent enantioselectivities.



### a) Nucleophilic conjugate 1,4-additions (established)



### b) PCET-induced radical coupling (this study)



Fig. 1 Formation of C–N bonds by  $\beta$ -amination of readily available  $\alpha,\beta$ -unsaturated carbonyl compounds. Scope limitations for the PCET-induced radical coupling reported in this study: X = aryl, Y = CO<sub>2</sub>R, R<sup>1</sup> = aryl, R<sup>2</sup> = 2-imidazolyl.

<sup>a</sup>College of Chemistry and Chemical Engineering, Xiamen University, Xiamen 361005, P. R. China. E-mail: gongl@xmu.edu.cn

<sup>b</sup>Fachbereich Chemie, Philipps-Universität Marburg, Hans-Meerwein-Strasse 4, 35043 Marburg, Germany. E-mail: meggers@chemie.uni-marburg.de

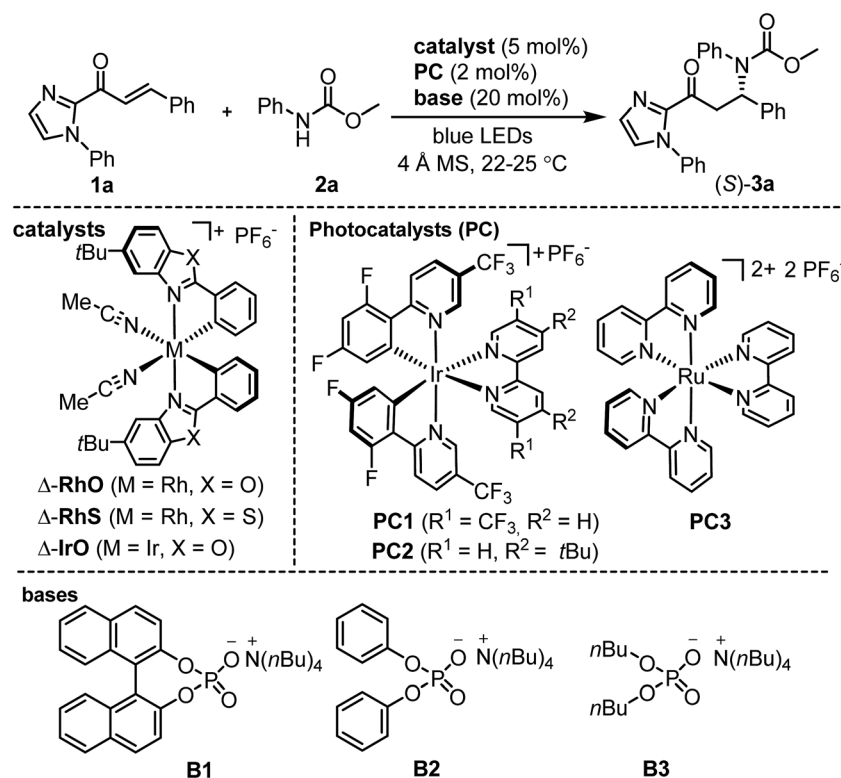
† Electronic supplementary information (ESI) available. See DOI: 10.1039/c7sc02031g



We commenced our study by investigating the reaction of the  $\alpha,\beta$ -unsaturated 2-acyl imidazole **1a** with *N*-phenyl carbamic acid methyl ester **2a** under PCET conditions<sup>8</sup> using the iridium-based photoredox mediator **PC1**<sup>13</sup> and the weak phosphate base **B1**, and combined this with the chiral-at-rhodium Lewis acid  $\Delta$ -**RhO**<sup>14</sup> (Table 1). Encouragingly, upon irradiation with blue LEDs at room temperature for 16 hours we observed a conversion of 43% to the C–N bond formation product (*S*)-**3a** with 96% ee (entry 1). Changing the solvent from CHCl<sub>3</sub> to CH<sub>2</sub>Cl<sub>2</sub> and slightly elongating the reaction time provided full conversion while retaining the high enantioselectivity (entry 2). The

enantiomeric excess could be further improved to 98% ee upon optimization of the phosphate base (**B2** and **B3**, entries 3 and 4). Examining other photoredox mediators provided inferior results (entries 5 and 6) and it is also worth noting that the related chiral-at-metal catalysts  $\Delta$ -**RhS**<sup>15</sup> (entry 7) and  $\Delta$ -**IrO**<sup>16</sup> (entry 8) are not suitable for this method. Meanwhile, control experiments verified that  $\Delta$ -**RhO**, a phosphate base (**B2**), and blue light are all essential for product formation (entries 9–11). Interestingly, product is formed with high enantioselectivity even in the absence of the photoredox mediator, but the

Table 1 Optimization of the reaction conditions<sup>a</sup>



Entry	Catalyst	Base	PC	<i>hν</i>	Solvent	Yield <sup>b</sup> (%)	ee <sup>c</sup> (%)
1	$\Delta$ - <b>RhO</b>	<b>B1</b>	<b>PC1</b>	Light	CHCl <sub>3</sub>	43	96
2	$\Delta$ - <b>RhO</b>	<b>B1</b>	<b>PC1</b>	Light	CH <sub>2</sub> Cl <sub>2</sub>	Quant.	96
3	$\Delta$ - <b>RhO</b>	<b>B2</b>	<b>PC1</b>	Light	CH <sub>2</sub> Cl <sub>2</sub>	Quant.	98
4	$\Delta$ - <b>RhO</b>	<b>B3</b>	<b>PC1</b>	Light	CH <sub>2</sub> Cl <sub>2</sub>	24	74
5	$\Delta$ - <b>RhO</b>	<b>B2</b>	<b>PC2</b>	Light	CH <sub>2</sub> Cl <sub>2</sub>	41	97
6	$\Delta$ - <b>RhO</b>	<b>B2</b>	<b>PC3</b>	Light	CH <sub>2</sub> Cl <sub>2</sub>	34	98
7	$\Delta$ - <b>RhS</b>	<b>B2</b>	<b>PC1</b>	Light	CH <sub>2</sub> Cl <sub>2</sub>	<10	n.d. <sup>d</sup>
8	$\Delta$ - <b>IrO</b>	<b>B2</b>	<b>PC1</b>	Light	CH <sub>2</sub> Cl <sub>2</sub>	Trace	n.d. <sup>d</sup>
9	None	<b>B2</b>	<b>PC1</b>	Light	CH <sub>2</sub> Cl <sub>2</sub>	0 <sup>e</sup>	n.a. <sup>f</sup>
10	$\Delta$ - <b>RhO</b>	None	<b>PC1</b>	Light	CH <sub>2</sub> Cl <sub>2</sub>	8	93
11	$\Delta$ - <b>RhO</b>	<b>B2</b>	<b>PC1</b>	Dark	CH <sub>2</sub> Cl <sub>2</sub>	0	n.a. <sup>f</sup>
12	$\Delta$ - <b>RhO</b>	<b>B2</b>	None	Light	CH <sub>2</sub> Cl <sub>2</sub>	39	98

<sup>a</sup> Reaction conditions:  $\alpha,\beta$ -unsaturated acyl imidazole **1a** (0.10 mmol), carbamate **2a** (0.12 mmol), metal catalyst (0.005 mmol), **PC1-3** (0.002 mmol), **B1-3** (0.02 mmol), 4 Å molecular sieves (MS) (10 mg), and solvent (1.0 mL). The reactions were irradiated with blue LEDs (24 + 36 W), except for entry 11. <sup>b</sup> Yields determined by crude <sup>1</sup>H NMR analysis. <sup>c</sup> Ee values determined by HPLC analysis on a chiral stationary phase. <sup>d</sup> Not determined. <sup>e</sup> Cyclobutane side product formed. <sup>f</sup> Not applicable.



conversion is more sluggish and cannot be brought to full completion even after elongated reaction times (entry 12).

The proposed mechanism is shown in Fig. 2. The photo-activated photoredox mediator (PC\*) initiates a proton-coupled electron transfer (PCET) involving the Brønsted-base-activated carbamate to generate a nitrogen-centered radical and a reduced photoredox mediator (PC<sup>-</sup>), which in turn transfers an electron to the Rh-coordinated substrate (I → II). Thus, the photoredox mediator serves as a single electron shuttle from the carbamate to the Rh-bound  $\alpha,\beta$ -unsaturated 2-acyl imidazole, providing an electron deficient carbamoyl *N*-radical and the persistent electron rich rhodium enolate radical intermediate II,<sup>17,18</sup> which subsequently recombines to the rhodium enolate intermediate III.<sup>19</sup> After protonation by the protonated phosphate base (III → IV), product release, and coordination of new

substrate (IV → I), a new catalytic cycle can be initiated. The function of the rhodium catalyst in this mechanism is twofold. First, the established *N,O*-bidentate coordination<sup>12</sup> to the unsaturated 2-acyl imidazole facilitates the reduction of the Rh-bound substrate. Secondly, the chiral Lewis acid controls the stereochemistry of the radical–radical coupling by providing a high asymmetric induction. Note that in this radical–radical coupling step the stereocontrol occurs through controlling the reaction of a catalyst-bound prochiral carbon-centered radical.<sup>20</sup>

A number of control experiments back this mechanism. First, visible light, rhodium catalyst, and phosphate base are all required for product formation. Second, intermediate *N*-centered radical formation was verified by trapping the nitrogen-centered radical by an intramolecular radical addition to an alkene (2b) followed by reaction of the formed carbon-centered radical with the unsaturated 2-acyl imidazole 1a, affording the product 4 with 89% yield and 97% ee (Fig. 3a). Third, in the absence of any Rh-catalyst, the cyclobutane complex 5 is formed as the major product in 36% yield. This reaction is analogous to Yoon's reported photoredox-mediated [2 + 2] cycloaddition involving unsaturated 2-acyl imidazoles which was proposed to proceed through the single electron reduction of the unsaturated 2-acyl imidazoles and supports the involvement of the Rh-enolate radical intermediate II in our pathway.<sup>18,21</sup> Finally, when we added one equivalent of TEMPO to the reaction, no product was formed which is indicative of a radical mechanism.

Alternative mechanistic scenarios through the addition of *N*-carbamoyl radicals or carbamate anions to the rhodium-coordinated  $\alpha,\beta$ -unsaturated 2-acyl imidazoles are unlikely and are briefly discussed. *N*-centered carbamoyl and amidyl radicals are classified as electrophilic radicals which prefer to react with electron rich alkenes.<sup>11,22,23</sup> Rhodium coordination to

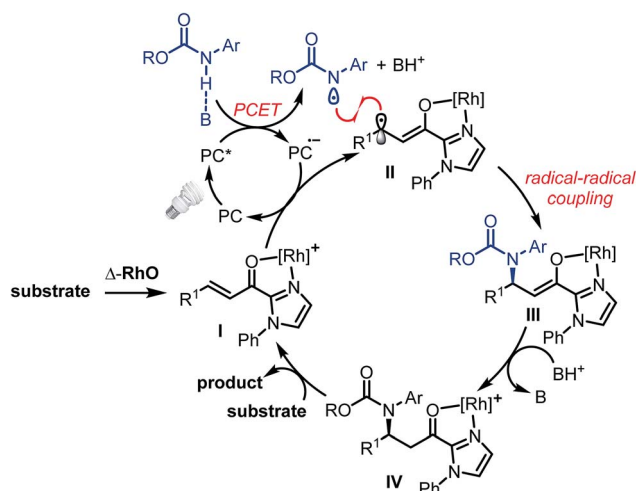


Fig. 2 Proposed mechanism.



Fig. 3 Control experiments.



the  $\alpha,\beta$ -unsaturated 2-acyl imidazole substrates would further decrease the radical addition rate and is therefore not consistent with the observed high enantioselectivity under rhodium catalysis. On the other hand, a mechanism through the conjugate addition of carbamate anions is unlikely due to the requirement for light activation and the experimental evidence for the intermediate formation of a carbamoyl radical (Fig. 3a). As an additional control experiment we performed the standard reaction in the presence of the strong base sodium ethoxide instead of the weak phosphate base but no product was formed in the absence of light (see ESI for details<sup>†</sup>). Furthermore, the reduction of an intermediate carbamoyl radical to the anion (by the reduced photoredox mediator) followed by a conjugate addition is unlikely because the reaction also proceeds in the absence of an additional photoredox mediator with reduced yields but identical enantioselectivity (Table 1, entry 12).

This proposed mechanism resembles some conceptual similarity with Melchiorre's recently reported visible-light-excited enantioselective  $\beta$ -alkylation of  $\alpha,\beta$ -unsaturated aldehydes catalyzed by a chiral secondary amine.<sup>20g</sup> A photoactivated conjugated iminium ion intermediate oxidizes the alkylsilane co-substrate by single electron transfer followed by a radical-radical recombination. The iminium ion in Melchiorre's system resembles our rhodium-coordinated  $\alpha,\beta$ -unsaturated 2-acyl imidazole (intermediate **I**), both of which serve as *in situ* assembled chiral single electron acceptors, accepting the single electron from a cosubstrate, followed by a stereocontrolled radical-radical recombination. Other photoactivated catalytic asymmetric reactions in which single electrons are transferred between a substrate-bound catalyst and a co-substrate have been reported.<sup>20</sup>

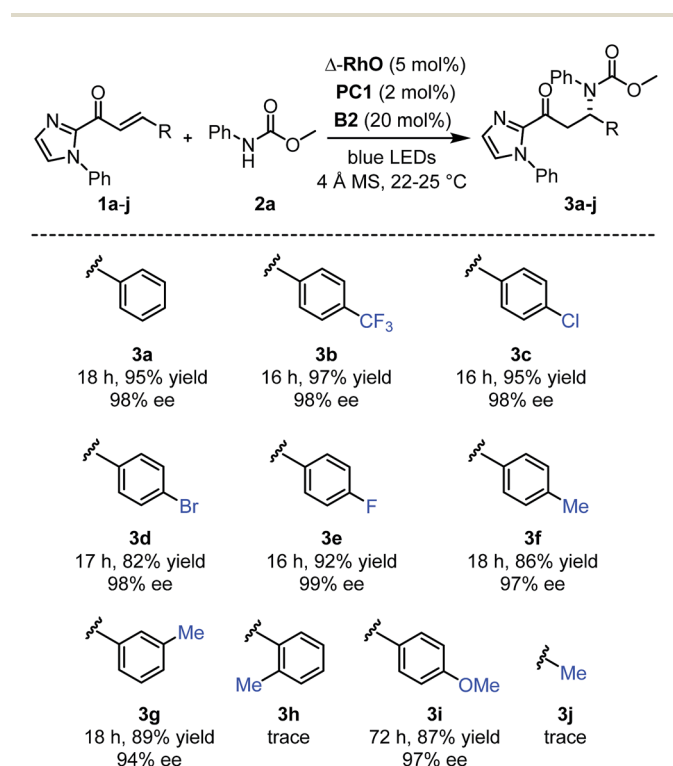


Fig. 4 Reaction scope with regards to 2-acyl imidazoles.

Next, after having investigated the mechanism of this novel catalytic, enantioselective C–N bond formation, we evaluated the scope (Fig. 4). The visible-light-induced enantioselective  $\beta$ -amination of **2a** to electron-deficient alkenes provided the C–N bond formation products (**3b–g**) with 82–97% yields and 94–99% ee. Different substituted aromatic moieties with respect to steric and electronic effects are well tolerated. With an electron-donating methoxy substituted aromatic moiety (product **3i**), the reaction time needed to be extended to 72 hours in order to achieve a high yield (87%) and high enantioselectivity (97% ee). However, when we applied this  $\beta$ -amination to a substrate with an *ortho*-methylated phenyl group, only traces of the product **3h** were detected. Apparently, the methyl group prevents a proper conjugation of the entire  $\pi$ -system, which suppresses the entire PCET mechanism. This also explains the requirement for an aromatic moiety in  $\beta$ -position of the  $\alpha,\beta$ -unsaturated 2-acyl imidazole substrates as the formation of the product **3j** failed.

The scope of this reaction with respect to substituted carbamates is outlined in Fig. 5. Different O-substituents such as ethyl, isopropyl, *tert*-butyl, and isobutyl (products **3k–n**) in the ester protected group are tolerated and provide high yields (87–98%) with excellent enantioselectivities (94–98% ee). Carbamates with *O*-benzyl or an *O*-phenethyl group (products **3o, p**) reacted more slowly. The *N*-*para*-methoxyphenyl (PMP) protection group was not tolerated and did not provide the  $\beta$ -amination product **3q** but instead a dimer of the 2-acyl imidazole substrate. However, methyl and halogen substituents at the *N*-phenyl moiety (products **3r–v**) are well tolerated with  $\beta$ -

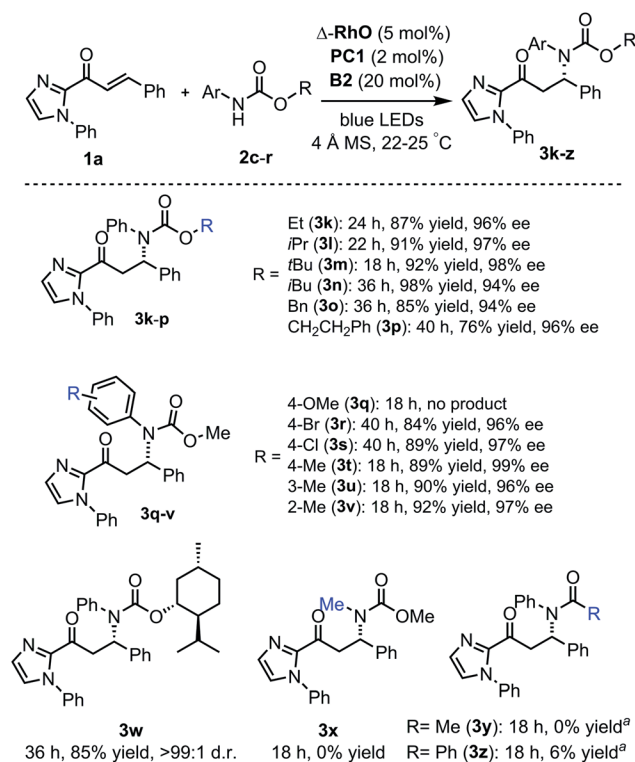


Fig. 5 Reaction scope with respect to carbamates. <sup>a</sup>No desired product formed but instead a cyclobutane side product.

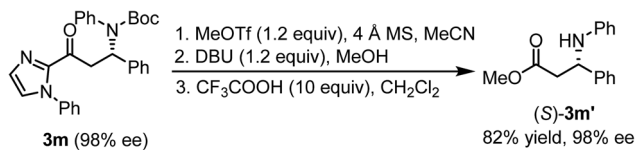


Fig. 6 Follow-up chemistry with a cross-coupling reaction product **3m**.

amination yields of 84–92% and 96–99% ee. Also, a menthol-derived carbamate provided the  $\beta$ -amination product **3w** in 85% yield with >99 : 1 d.r. As a limitation, the carbamate relies on *N*-aryl substituents (**3x**), and amides do not or almost not provide the desired products (**3y**, **z**) but instead the cyclobutane complex **5** as a side product.

Finally, the conversion of the typical product **3m** to a useful synthetic building block is illustrated in Fig. 6. Removal of the *N*-phenylimidazole moiety smoothly proceeded to provide the intermediate ester following an established procedure.<sup>24</sup> Then, it was dissolved in  $\text{CH}_2\text{Cl}_2$  and trifluoroacetic acid (10 equivalents) was added to cleave the Boc-protection group and subsequently form 1,2-aminoester derivative (*S*)-**3m'**, which was also used to assign the absolute configuration of the formed products in this study.<sup>25</sup>

In conclusion, we have introduced a novel strategy to establish a C–N bond in  $\beta$ -position of an  $\alpha,\beta$ -unsaturated carbonyl compound in a catalytic, enantioselective fashion *via* photoinduced proton-coupled electron transfer, followed by a highly stereoselective radical–radical recombination controlled by a chiral rhodium-enolate radical intermediate. This method permits the catalytic, enantioselective synthesis of chiral amines without the necessity for a strong base or a highly nucleophilic nitrogen reagent. Although there are clear restrictions with respect to the substrate scope, within these limitations the obtained yields and enantioselectivities are excellent. Future work will need to address the currently limited scope.

## Experimental section

**Representative asymmetric catalysis:** to a solution of  $\alpha,\beta$ -unsaturated 2-acyl imidazole **1a** (32.90 mg, 0.12 mmol) in fresh distilled anhydrous  $\text{CH}_2\text{Cl}_2$  (1.0 mL) was added rhodium catalyst  $\Delta$ -**RhO** (4.15 mg, 0.005 mmol), **PC1** (2.29 mg, 0.002 mmol), **B2** (9.83 mg, 0.02 mmol), 4 Å MS (10.0 mg) in a 10 mL Schlenk tube and the resulting solution was stirred at room temperature for 15 min. Then, *tert*-butyl *N*-phenylcarbamate (19.30 mg, 0.10 mmol) was added and the resulting solution was purged for 15 min with argon. The reaction was stirred under argon in a thermostatic cabinet under irradiation with blue LEDs (24 + 36 W), providing a reaction temperature of 22–25 °C. The Schlenk tube was kept at a distance of approximately 3 cm from the light source. The reaction was monitored by TLC analysis. After 18 hours full conversion was reached and the mixture was diluted with  $\text{CH}_2\text{Cl}_2$  and purified by flash chromatography on silica gel (EtOAc/*n*-hexane = 1/5 to 1/3) to afford the product (*S*)-**3m** (43 mg, yield: 92%) as a white solid. The enantiomeric excess of 98% ee was established by HPLC analysis using a Daicel

Chiralpak IC column (250 × 4.6 mm) under the following conditions: UV-detection at 254 nm, mobile phase *n*-hexane/isopropanol = 90 : 10, flow rate 1.0 mL min<sup>-1</sup>, column temperature of 25 °C. Retention times:  $t_{\text{r}}(\text{minor}) = 17.44$  min,  $t_{\text{r}}(\text{major}) = 26.98$  min. <sup>1</sup>H NMR (500 MHz,  $\text{CD}_2\text{Cl}_2$ ):  $\delta$  (ppm) 7.47–7.37 (m, 3H), 7.30–7.14 (m, 12H), 6.89–6.76 (m, 2H), 6.10 (t,  $J = 7.5$  Hz, 1H), 3.86 (dd,  $J = 15.6, 6.7$  Hz, 1H), 3.55 (dd,  $J = 15.6, 8.3$  Hz, 1H), 1.30 (s, 9H). <sup>13</sup>C NMR (126 MHz,  $\text{CD}_2\text{Cl}_2$ ):  $\delta$  (ppm) 188.2, 154.5, 142.7, 140.2, 138.2, 129.7, 129.3, 128.6, 128.3, 128.0, 127.9, 127.8, 127.2, 127.0, 126.5, 125.8, 125.6, 79.8, 56.8, 41.6, 27.7. IR (film):  $\nu$  (cm<sup>-1</sup>) 2963, 2920, 2859, 1692, 1404, 1260, 1093, 1020, 829, 699, 559. HRMS (ESI, *m/z*) calcd for  $\text{C}_{29}\text{H}_{29}\text{N}_3\text{NaO}_3$  ( $\text{M} + \text{Na}$ )<sup>+</sup>: 490.2101, found: 490.2110.

## Acknowledgements

We are grateful for financial support from the National Natural Science Foundation of P. R. China (grant no. 21572184 and 21472154) and the Fundamental Research Funds for the Central Universities (grant no. 20720160027).

## References

- For reviews on different aspects of bioactive chiral amines, see: (a) H.-J. Federsel, M. Hedberg, F. R. Qvarnstrom, M. P. T. Sjoegren and W. Tian, *Acc. Chem. Res.*, 2007, **40**, 1377–1384; (b) H.-J. Federsel, *Drug News Perspect.*, 2008, **21**, 193–199; (c) R. Edupuganti and F. A. Davis, *Org. Biomol. Chem.*, 2012, **10**, 5021–5031; (d) S. Jones and C. J. A. Warner, *Org. Biomol. Chem.*, 2012, **10**, 2189–2200; (e) M. A. T. Blaskovich, *J. Med. Chem.*, 2016, **59**, 10807–10836; (f) A. K. Mailyan, J. A. Eickhoff, A. S. Minakova, Z.-H. Gu, P. Lu and A. Zakarian, *Chem. Rev.*, 2016, **116**, 4441–4557.
- Chiral Amine Synthesis: Methods, Developments and Applications*, ed. T. C. Nugent, Wiley-VCH, Weinheim, 2010.
- For reviews on catalytic asymmetric aza-Michael additions, see: (a) L.-W. Xu and C.-G. Xia, *Eur. J. Org. Chem.*, 2005, 633–639; (b) P. R. Krishna, A. Sreeshailam and R. Srinivas, *Tetrahedron*, 2009, **65**, 9657–9672; (c) D. Enders, C. Wang and J. X. Liebich, *Chem.–Eur. J.*, 2009, **15**, 11058–11076; (d) S. Kobayashi, Y. Mori, J. S. Fossey and M. M. Salter, *Chem. Rev.*, 2011, **111**, 2626–2704; (e) M. Sánchez-Roselló, J. L. Aceña, A. Simón-Fuentes and C. del Pozo, *Chem. Soc. Rev.*, 2014, **43**, 7430–7453; (f) J. Gmach, Ł. Joachimiak and K. M. Błażewska, *Synthesis*, 2016, **48**, 2681–2704.
- For selected reviews and examples of biologically active chiral  $\beta$ -amino carbonyl compounds, see: (a) G. Cardillo and C. Tomassini, *Chem. Soc. Rev.*, 1996, **25**, 117–128; (b) E. Juaristi and H. Lopez-Ruiz, *Curr. Med. Chem.*, 1996, **6**, 983–1004; (c) W. J. Drury, D. Ferraris, C. Cox, B. Young and T. Leckta, *J. Am. Chem. Soc.*, 1998, **120**, 11006–11007; (d) D. L. Steer, R. A. Lew, P. Perlmutter, A. I. Smith and M.-I. Aguilar, *Curr. Med. Chem.*, 2002, **9**, 811–822; (e) A. Kuhl, M. G. Hahn, M. Dumic and J. Mittendorf, *Amino Acids*, 2005, **29**, 89–100; (f) V. Farina, J. T. Reeves, C. H. Senanayake and J. J. Song, *Chem. Rev.*, 2006, **106**,



- 2734–2793; (g) M. S. Taylor and E. N. Jacobsen, *Angew. Chem., Int. Ed.*, 2006, **45**, 1520–1543; (h) D. H. Paull, C. J. Abraham, M. T. Scerba, E. A. Danforth and T. Lectka, *Acc. Chem. Res.*, 2008, **41**, 655–663; (i) M. Bartók, *Chem. Rev.*, 2010, **110**, 1663–1705; (j) L. Kiss and F. Fulop, *Chem. Rev.*, 2014, **114**, 1116–1169; (k) C. Cabrele, T. A. Martinek, O. Reiser and L. Berlicki, *J. Med. Chem.*, 2014, **57**, 9718–9739; (l) B. Yu, D.-Q. Yu and H.-M. Liu, *Eur. J. Med. Chem.*, 2015, **97**, 673–698; (m) M. Kaur, M. Singh, N. Chadha and O. Silakari, *Eur. J. Med. Chem.*, 2016, **123**, 858–894.
- 5 (a) R. Knowles and H. Yayla, *Synlett*, 2014, **25**, 2819–2826; (b) E. C. Gentry and R. R. Knowles, *Acc. Chem. Res.*, 2016, **49**, 1546–1556; (c) L. Q. Nguyen and R. R. Knowles, *ACS Catal.*, 2016, **6**, 2894–2903.
- 6 For recent reviews and accounts on PCET, see: (a) O. S. Wenger, *Acc. Chem. Res.*, 2013, **46**, 1517–1526; (b) M. T. M. Koper, *Chem. Sci.*, 2013, **4**, 2710–2723; (c) B. A. Barry, *Nat. Chem.*, 2014, **6**, 376–377; (d) B. H. Solis and S. Hammes-Schiffer, *Inorg. Chem.*, 2014, **53**, 6427–6443; (e) A. Migliore, N. F. Polizzi, M. J. Therien and D. N. Beratan, *Chem. Rev.*, 2014, **114**, 3381–3465; (f) B. H. Solis and S. Hammes-Schiffer, *Inorg. Chem.*, 2014, **53**, 6427–6443; (g) I. Siewert, *Chem.–Eur. J.*, 2015, **21**, 15078–15091; (h) S. Hammes-Schiffer, *J. Am. Chem. Soc.*, 2015, **137**, 8860–8871; (i) H. Kisch, *Acc. Chem. Res.*, 2017, **50**, 1002–1010; (j) N. Hoffmann, *Eur. J. Org. Chem.*, 2017, 1982–1992.
- 7 For the electrochemical generation of nitrogen-centered radicals, see: (a) H.-C. Xu and K. D. Moeller, *J. Am. Chem. Soc.*, 2008, **130**, 13542–13543; (b) H.-C. Xu, J. M. Campbell and K. D. Moeller, *J. Org. Chem.*, 2014, **79**, 379–391; (c) F. Xu, L. Zhu, S. B. Zhu, X. M. Yan and H.-C. Xu, *Chem.–Eur. J.*, 2014, **20**, 12740–12744; (d) L. Zhu, P. Xiong, Z. Y. Mao, Y. H. Wang, X. Yan, X. Lu and H.-C. Xu, *Angew. Chem., Int. Ed.*, 2016, **55**, 2226–2229; (e) H.-B. Zhao, Z.-W. Hou, Z.-J. Liu, Z.-F. Zhou, J. Song and H.-C. Xu, *Angew. Chem., Int. Ed.*, 2017, **56**, 587–590; (f) P. Xiong, H.-H. Xu and H.-C. Xu, *J. Am. Chem. Soc.*, 2017, **139**, 2956–2959.
- 8 For visible-light-induced PCET for the generation of nitrogen-centered radicals, see: (a) G. J. Choi and R. R. Knowles, *J. Am. Chem. Soc.*, 2015, **137**, 9226–9229; (b) D. C. Miller, G. J. Choi, H. S. Orbe and R. R. Knowles, *J. Am. Chem. Soc.*, 2015, **137**, 13492–13495; (c) G. J. Choi, Q. Zhu, D. C. Miller, C. J. Gu and R. R. Knowles, *Nature*, 2016, **539**, 268–271; (d) J. C. K. Chu and T. Rovis, *Nature*, 2016, **539**, 272–275.
- 9 For reviews on different aspects of nitrogen-centered radicals, see: (a) S. Z. Zard, *Chem. Soc. Rev.*, 2008, **37**, 1603–1618; (b) M. Minozzi, D. Nanni and P. Spagnolo, *Chem.–Eur. J.*, 2009, **15**, 7830–7840; (c) M. Heinrich and S. Höfling, *Synthesis*, 2010, 173–189; (d) B. Quiclet-Sire and S. Z. Zard, *Beilstein J. Org. Chem.*, 2013, **9**, 557–576; (e) J. C. Walton, *Acc. Chem. Res.*, 2014, **47**, 1406–1416; (f) J. Hioe, D. Šakic, V. Vrček and H. Zipse, *Org. Biomol. Chem.*, 2015, **13**, 157–169; (g) J.-R. Chen, X.-Q. Hu, L.-Q. Lu and W.-J. Xiao, *Chem. Soc. Rev.*, 2016, **45**, 2044–2056; (h) T. Xiong and Q. Zhang, *Chem. Soc. Rev.*, 2016, **45**, 3069–3087.
- 10 For recent examples on using photoredox chemistry to generate nitrogen-centered radicals, see: (a) L. J. Allen, P. J. Cabrera, M. Lee and M. S. Sanford, *J. Am. Chem. Soc.*, 2014, **136**, 5607–5610; (b) X.-Q. Hu, J.-R. Chen, Q. Wei, F.-L. Liu, Q.-H. Deng, A. M. Beauchemin and W.-J. Xiao, *Angew. Chem., Int. Ed.*, 2014, **53**, 12163–12167; (c) T. W. Greulich, C. G. Daniliuc and A. Studer, *Org. Lett.*, 2015, **17**, 254–257; (d) K. Miyazawa, T. Koike and M. Akita, *Chem.–Eur. J.*, 2015, **21**, 11677–11680; (e) J. Davies, S. G. Booth, S. Essafi, R. A. W. Dryfe and D. Leonori, *Angew. Chem., Int. Ed.*, 2015, **54**, 14017–14021; (f) Q.-Q. Zhao, X.-Q. Hu, M.-N. Yang, J.-R. Chen and W.-J. Xiao, *Chem. Commun.*, 2016, **52**, 12749–12752; (g) J. Davies, T. D. Svejstrup, D. F. Reina, N. S. Sheikh and D. Leonori, *J. Am. Chem. Soc.*, 2016, **138**, 8092–8095; (h) X.-Q. Hu, J. Chen, J.-R. Chen, D.-M. Yan and W.-J. Xiao, *Chem.–Eur. J.*, 2016, **22**, 14141–14146; (i) K. Tong, X. Liu, Y. Zhang and S. Yu, *Chem.–Eur. J.*, 2016, **22**, 15669–15673; (j) X.-Q. Hu, X. Qi, J.-R. Chen, Q.-Q. Zhao, Q. Wei, Y. Lan and W.-J. Xiao, *Nat. Commun.*, 2016, **7**, 11188; (k) Y. Zhao, B. Huang, C. Yang, B. Li, B. Gou and W. Xia, *ACS Catal.*, 2017, **7**, 2446–2451; (l) D. F. Reina, E. M. Dauncey, S. P. Morcillo, T. D. Svejstrup, M. V. Popescu, J. J. Douglas, N. S. Sheikh and D. Leonori, *Eur. J. Org. Chem.*, 2017, 2108–2111.
- 11 Nitrogen-centered radicals containing additional electron-withdrawing substituents prefer to react with electron-rich alkenes in intermolecular reactions. For recent examples, see: (a) G. Cecere, C. M. König, J. L. Alleva and D. W. C. MacMillan, *J. Am. Chem. Soc.*, 2013, **135**, 11521–11524; (b) X. Shen, K. Harms, M. Marsch and E. Meggers, *Chem.–Eur. J.*, 2016, **22**, 9102–9105; (c) X. Huang, R. D. Webster, K. Harms and E. Meggers, *J. Am. Chem. Soc.*, 2016, **138**, 12636–12642.
- 12 L. Zhang and E. Meggers, *Acc. Chem. Res.*, 2017, **50**, 320–330.
- 13 For selected reviews and accounts on photoredox catalysis with transition metal based photoredox catalysts, see: (a) T. Koike and M. Akita, *Inorg. Chem. Front.*, 2014, **1**, 562–576; (b) K. L. Skubi, T. R. Blum and T. P. Yoon, *Chem. Rev.*, 2016, **116**, 10035–10074; (c) J. C. Tellis, C. B. Kelly, D. N. Primer, M. Jouffroy, N. R. Patel and G. A. Molander, *Acc. Chem. Res.*, 2016, **49**, 1429–1439; (d) D. Staveness, I. Bosque and C. R. J. Stephenson, *Acc. Chem. Res.*, 2016, **49**, 2295–2306; (e) M. H. Shaw, J. Twilton and D. W. C. MacMillan, *J. Org. Chem.*, 2016, **81**, 6898–6926.
- 14 C. Wang, L.-A. Chen, H. Huo, X. Shen, K. Harms, L. Gong and E. Meggers, *Chem. Sci.*, 2015, **6**, 1094–1100.
- 15 J. Ma, X. Shen, K. Harms and E. Meggers, *Dalton Trans.*, 2016, **45**, 8320–8323.
- 16 H. Huo, C. Fu, K. Harms and E. Meggers, *J. Am. Chem. Soc.*, 2014, **136**, 2990–2993.
- 17 For the persistent radical effect, see: A. Studer, *Chem.–Eur. J.*, 2001, **7**, 1159–1164.
- 18 The stabilization of enolate radical anions derived from  $\alpha,\beta$ -unsaturated 2-acyl imidazoles through Lewis acid



- coordination has been reported. See: E. L. Tyson, E. P. Farney and T. P. Yoon, *Org. Lett.*, 2012, **14**, 1110–1113.
- 19 In the absence of a photoredox mediator, apparently the photoexcited Rh-substrate complex intermediate **I** is directly initiating the electron transfer, albeit less efficiently (see Table 1, entry 12).
- 20 For the stereocontrolled chemistry of photochemically generated prochiral radicals, see: (a) M. T. Pirnot, D. A. Rankic, D. B. C. Martin and D. W. C. MacMillan, *Science*, 2013, **339**, 1593–1596; (b) L. J. Rono, H. G. Yayla, D. Y. Wang, M. F. Armstrong and R. R. Knowles, *J. Am. Chem. Soc.*, 2013, **135**, 17735–17738; (c) J. Du, K. L. Skubi, D. M. Schultz and T. P. Yoon, *Science*, 2014, **344**, 392–396; (d) D. Uraguchi, N. Kinoshita, T. Kizu and T. Ooi, *J. Am. Chem. Soc.*, 2015, **137**, 13768–13771; (e) C. Wang, J. Qin, X. Shen, R. Riedel, K. Harms and E. Meggers, *Angew. Chem., Int. Ed.*, 2016, **55**, 685–688; (f) T. Kizu, D. Uraguchi and T. Ooi, *J. Org. Chem.*, 2016, **81**, 6953–6958; (g) M. Silvi, C. Verrier, Y. P. Rey, L. Buzzetti and P. Melchiorre, *Nat. Chem.*, 2017, DOI: 10.1038/nchem.2748.
- 21 (a) M. A. Ischay, M. E. Anzovino, J. Du and T. P. Yoon, *J. Am. Chem. Soc.*, 2008, **130**, 12886–12887; (b) J. Du and T. P. Yoon, *J. Am. Chem. Soc.*, 2009, **131**, 14604–14605; (c) M. A. Ischay, M. S. Ament and T. P. Yoon, *Chem. Sci.*, 2012, **3**, 2807–2811. See also ref. 18 and 20c.
- 22 J. H. Horner, O. M. Musa, A. Bouvier and M. Newcomb, *J. Am. Chem. Soc.*, 1998, **120**, 7738–7748.
- 23 For a failed intramolecular addition of carbamoyl nitrogen-centered radical to an acceptor-substituted alkene, see for example: K. C. Nicolaou, P. S. Baran, R. Kranich, Y.-L. Zhong, K. Sugita and N. Zou, *Angew. Chem., Int. Ed.*, 2001, **40**, 202–206.
- 24 (a) D. A. Evans, K. R. Fandrick and H.-J. Song, *J. Am. Chem. Soc.*, 2005, **127**, 8942–8945; (b) D. A. Evans and K. R. Fandrick, *Org. Lett.*, 2006, **8**, 2249–2252; (c) D. A. Evans, H.-J. Song and K. R. Fandrick, *Org. Lett.*, 2006, **8**, 3351–3354; (d) D. A. Evans, K. R. Fandrick, H.-J. Song, K. A. Scheidt and R. Xu, *J. Am. Chem. Soc.*, 2007, **129**, 10029–10032.
- 25 H.-J. Zheng, W.-B. Chen, Z.-J. Wu, J.-G. Deng, W.-Q. Lin, W.-C. Yuan and X.-M. Zhang, *Chem.-Eur. J.*, 2008, **14**, 9864–9867.

