



Showcasing research from Professor Shibata's Laboratory, Department of Nanopharmaceutical Sciences, Department of Life Science and Applied Chemistry, Nagoya Institute of Technology, Country.

Halo-perfluoroalkoxylation of *gem*-difluoroalkenes with short-lived alkali metal perfluoroalkoxides in triglyme

This cover image, crafted by the Japanese artist Mami Shibata, depicts the Taisho Sanshoku, a vibrant carp coloured red, white and black on a delicate paper fan. These images bring peace and eco-friendly worlds in which pure water flourishes. The varied carp seem to be ready to jump from the fan and reflect vitality and hope. Our perfluoroalkyl ethers, like these vivid creatures, promise to become friendly materials for tomorrow and to coordinate with the elegance of nature.

As featured in:



See Norio Shibata *et al.*,  
*Chem. Sci.*, 2024, 15, 9574.

Cite this: *Chem. Sci.*, 2024, 15, 9574

All publication charges for this article have been paid for by the Royal Society of Chemistry

# Halo-perfluoroalkoxylation of *gem*-difluoroalkenes with short-lived alkali metal perfluoroalkoxides in triglyme†‡

Koki Kawai,<sup>a</sup> Yoshimitsu Kato,<sup>b</sup> Taichi Araki,<sup>b</sup> Sota Ikawa,<sup>b</sup> Mai Usui,<sup>b</sup> Naoyuki Hoshiya,<sup>c</sup> Yosuke Kishikawa,<sup>c</sup> Jorge Escorihuela<sup>ID</sup><sup>d</sup> and Norio Shibata<sup>ID</sup><sup>\*ab</sup>

Alkali metal alkoxides play a pivotal role in nucleophilic alkoxylation reactions, offering pathways for the synthesis of ethers, including the increasingly sought-after trifluoromethyl ethers. However, the synthesis of long-chain perfluoroalkyl ethers remains a substantial challenge in this field. Through the innovative use of triglyme to encapsulate potassium ions, we enhanced the stability of short-lived, longer-chain perfluoroalkoxy anions, thereby facilitating efficient nucleophilic perfluoroalkoxylation reactions. This method provides a new precedent for the halo-perfluoroalkoxylation of *gem*-difluoroalkenes and offers a versatile tool for the design of perfluoroalkyl ethers, including those containing complex moieties of heterocycles and drug molecules. We also demonstrated the utility of the resulting halo-perfluoroalkoxy adducts through various chemical transformations to valuable diverse perfluoroalkyl ethers.

Received 29th March 2024  
Accepted 16th May 2024

DOI: 10.1039/d4sc02084g

rsc.li/chemical-science

## Introduction

Alkali metal alkoxides are recognized as key reagents in organic synthesis, especially for nucleophilic alkoxylation reactions that establish carbon–oxygen (C–O) bonds and produce ethers.<sup>1</sup> Recent breakthroughs have thrust this area into new territories, especially in the synthesis of trifluoromethyl ethers (R–OCF<sub>3</sub>),<sup>2</sup> promising exciting developments in agrochemicals and pharmaceuticals.<sup>3</sup> Traditionally, the production of alkali metal trifluoromethoxides [M][OCF<sub>3</sub>] requires fluorophosgene (carbonyl fluoride, F<sub>2</sub>C=O) and alkali metal fluorides (M–F, Fig. 1a),<sup>4</sup> and the recent introduction of safer shelf-stable reagents for nucleophilic trifluoromethylation has advanced significantly (Fig. 1b).<sup>5</sup> Perfluoroalkyl ethers are prized for their high lipophilicity, improved metabolic stability, and unparalleled thermal and chemical resilience, and they can be used in various industries.<sup>6–8</sup> Most of the unique properties are due to the ether oxygens inserted between the perfluorinated carbon backbones.<sup>7b</sup> For example, compared to perfluoroalkyl

carboxylic acids, perfluoropolyether carboxylic acids allow easy formation of non-covalent hydrogen bonds with water, resulting in increased hydrophilicity.<sup>8a</sup> The presence of ether linkages in perfluoroalkyl ether carboxylic acids results in increased bond dissociation energies for the adjacent carbon–fluorine bonds, which affects their reactivity and degradation results.<sup>8b</sup> This structural feature generally promotes more effective degradation under reductive conditions than non-oxygenated variants by facilitating the cleavage of carbon–oxygen bonds and enhancing defluorination. There are also reports that perfluoroalkylether sulfonates degrade more effectively than perfluoroalkyl sulfonates in subcritical water in the presence of oxygen<sup>8c</sup> due to their ether linkages. In addition, perfluoroalkyl compounds with long perfluorinated chains consisting of more than 10 perfluorinated carbons exhibit a crystalline nature,<sup>9</sup> which would also be an additional advantage of perfluoroalkyl ethers.<sup>10</sup> Despite rapid progress in nucleophilic trifluoromethoxylation, the synthesis of longer perfluoroalkyl ethers remains a significant challenge,<sup>11,12</sup> particularly for ethers with perfluoroalkyl moieties on both sides, represented by RCF<sub>2</sub>–O–CF<sub>2</sub>R'.<sup>12</sup> To understand the difficulty of nucleophilic longer-chain perfluoroalkoxylation reactions, our investigation began with density functional theory (DFT) calculations to assess the feasibility of generating perfluoroalkoxides from their precursors, represented by two critical reactions: the traditional generation of [K][OCF<sub>3</sub>] from O=CF<sub>2</sub> and potassium fluoride (KF) and the formation of potassium perfluorohexanolate [K][OCF<sub>2</sub>C<sub>5</sub>F<sub>11</sub>] from perfluorohexanoyl fluoride (O=CF(C<sub>5</sub>F<sub>11</sub>)) and KF (Fig. 1c). Our results reveal a stark contrast in the reaction Gibbs free energy (ΔG<sub>R</sub>) between these processes (see ESI† for details). The formation of [K][OCF<sub>3</sub>] had

<sup>a</sup>Department of Nanopharmaceutical Sciences, Nagoya Institute of Technology, Gokiso, Showa-ku, Nagoya 466-8555, Japan. E-mail: nozshiba@nitech.ac.jp

<sup>b</sup>Department of Life Science and Applied Chemistry, Nagoya Institute of Technology, Gokiso, Showa-ku, Nagoya 466-8555, Japan

<sup>c</sup>Technology Innovation Center, DAIKIN Industries, Ltd, 1-1 Nishi-Hitotsuya, Settsu, Osaka 566-8585, Japan

<sup>d</sup>Departamento de Química Orgánica, Universitat de València, Avda. Vicente Andrés Estellés S/N, Burjassot 46100, Valencia, Spain

† Dedicated to Professor Santos Fustero and Professor Günter Haufe on the Occasion of their 75th Birthday.

‡ Electronic supplementary information (ESI) available. See DOI: <https://doi.org/10.1039/d4sc02084g>





Fig. 1 Background and strategy of nucleophilic perfluoroalkoxylation. (a) Traditional method for the preparation of alkali metal trifluoromethoxides. (b) Shelf-stable reagents for nucleophilic trifluoromethoxylation. (c) DFT-calculated reaction Gibbs free energy B3LYP-D3/6-311+G(d,p) in ether (SMD), in kcal mol<sup>-1</sup> for the reactions of KF with F<sub>2</sub>C=O (−10.8 kcal mol<sup>-1</sup>), C<sub>5</sub>F<sub>11</sub>CF=O (−1.8 kcal mol<sup>-1</sup>) and C<sub>5</sub>F<sub>11</sub>CF=O with triglyme (−30.8 kcal mol<sup>-1</sup>) (this work). (d) Halo-perfluoroalkoxylation of olefins (this work).

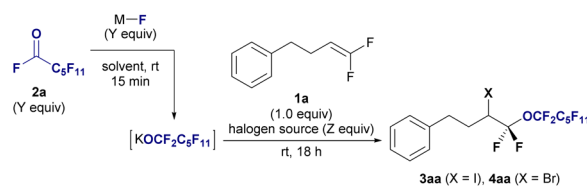
a  $\Delta G_R$  of  $-10.9$  kcal mol<sup>-1</sup>, indicating a favorable reaction pathway. In contrast, the generation of [K][OCF<sub>2</sub>C<sub>5</sub>F<sub>11</sub>] had a  $\Delta G_R$  of  $-1.8$  kcal mol<sup>-1</sup>, suggesting a less favorable process. To overcome this discrepancy and enhance the synthetic feasibility of long-chain perfluoroalkyl ethers, we introduced a novel method that involves encapsulating K<sup>+</sup> ions with two molecules of triglyme (G3). This approach significantly increases the stability of the OCF<sub>2</sub>C<sub>5</sub>F<sub>11</sub> anion, facilitating the efficient synthesis of this complex molecule, [K(G3)<sub>2</sub>][OCF<sub>2</sub>C<sub>5</sub>F<sub>11</sub>], with a  $\Delta G_R$  of  $-33.9$  kcal mol<sup>-1</sup>, indicating a highly favorable reaction process. This result not only deepens our understanding of the stability of alkali metal perfluoroalkoxides but also realizes the halo-perfluoroalkoxylation of *gem*-difluoroalkenes **1** using [K(G3)<sub>2</sub>][OCF<sub>2</sub>Rf] generated *in situ* from perfluoroalkanoyl fluorides **2** (O=CFRf) with KF, yielding valuable difluoroalkyl perfluoroalkyl ethers **3** (X = I), **4** (X = Br) or **6** (X = Cl) with chain lengths from C<sub>3</sub> to C<sub>6</sub> (Fig. 1d). This halo-perfluoroalkoxylation reaction was achieved with regioselectivity, and various perfluoroalkyl ethers with functional groups relevant to materials and medicines were obtained in high yields. Finally, we explored the various chemical transformations of the resulting

halo-perfluoroalkoxy products to demonstrate their potential as building blocks.

## Results and discussion

The halo-perfluoroalkoxylation reaction was optimized using *gem*-difluoroalkene **1a** and alkali metal perfluoroalkoxide generated *in situ* from undecafluorohexanoyl fluoride **2a** and inorganic fluoride as model substrates in the presence of halogen sources (Table 1). Glymes were used as the solvent to stabilize the labile perfluoroalkoxide by encapsulating metal cations, based on our previous research on trifluoromethylation reactions involving the labile trifluoromethyl anion.<sup>13</sup> Initially, **2a** was treated with sodium fluoride (NaF), KF, or cesium fluoride (CsF) in triglyme for 15 min at room temperature to generate metal perfluoroalkoxides. After fluoroalkene **1a** was added to the perfluoroalkoxide solution, I<sub>2</sub> was added to the reaction mixture. NaF treatment did not yield the desired product (entry 1), KF treatment produced **3aa** in 38% yield (entry 2), and CsF treatment resulted in 25% yield (entry 3). A lower yield (4%) was obtained when *N*-iodosuccinimide (NIS)



Table 1 Optimization of reaction conditions for halo-perfluoroalkoxylation of *gem*-difluoroalkene<sup>a</sup>

Entry	2a (Y equiv.)	MF	Halogen source (Z equiv.)	Solvent (0.1 M)	Yield <sup>b</sup> 3aa (%)	Yield <sup>b</sup> 4aa (%)
1	1.0	NaF	I <sub>2</sub> (1.0)	Triglyme	0	
2	1.0	KF	I <sub>2</sub> (1.0)	Triglyme	38	
3	1.0	CsF	I <sub>2</sub> (1.0)	Triglyme	25	
4	1.0	KF	NIS (1.0)	Triglyme	4	
5	1.0	KF	I <sub>2</sub> (1.0)	MeCN	18	
6	1.0	KF	I <sub>2</sub> (1.0)	DMF	9	
7	1.0	KF	I <sub>2</sub> (1.0)	Et <sub>2</sub> O	0	
8	1.0	KF	I <sub>2</sub> (1.0)	THF	0	
9 <sup>c</sup>	1.0	KF	I <sub>2</sub> (1.0)	THF	7	
10	1.0	KF	I <sub>2</sub> (2.0)	Triglyme	38	
11	1.0	KF	I <sub>2</sub> (2.0)	Triglyme/THF (1/2)	22	
12	2.0	KF	I <sub>2</sub> (1.0)	Triglyme	31	
13	2.0	KF	I <sub>2</sub> (2.0)	Triglyme	70	
14	3.0	KF	I <sub>2</sub> (3.0)	Triglyme	89	
15	1.0	KF	Br <sub>2</sub> (1.0)	Triglyme		48
16	2.0	KF	Br <sub>2</sub> (2.0)	Triglyme		70
17 <sup>d</sup>	3.0	KF	Br <sub>2</sub> (3.0)	Triglyme		88 <sup>e</sup>
18 <sup>f</sup>	3.0	KF	Br <sub>2</sub> (3.0)	Triglyme		56

<sup>a</sup> Reaction conditions: **1a** (0.1 mmol), **2a**, MF, halogen source, solvent (1.0 mL), room temperature for 18 h. <sup>b</sup> <sup>19</sup>F NMR yields were determined using C<sub>6</sub>F<sub>6</sub> as an internal standard. <sup>c</sup> 18-C-6 (1.0 equiv.) was added. <sup>d</sup> **1a** (0.3 mmol) was used for 6 h. <sup>e</sup> Isolated yield. <sup>f</sup> **1a** was added after stirring Br<sub>2</sub> with the perfluoroalkoxide generated for 15 min.

was used instead of I<sub>2</sub> (entry 4). Switching the solvent to MeCN, DMF, Et<sub>2</sub>O, or THF using KF did not increase the yield (entries 5–8), even in the presence of 18-crown-6-ether (18-C-6, entry 9). Subsequently, we varied the equivalents of acyl fluorides **2a**, KF, and I<sub>2</sub>. A yield of 38% was obtained when using 2.0 equiv. of I<sub>2</sub> (entry 10). Using triglyme/THF solved (entry 11) and increasing the number of equivalents of **2a** and KF to 2.0 equiv. (entry 12) led to decrease in yields. Remarkably, employing 2.0 equivalents of **2a**, KF, and I<sub>2</sub> substantially improved the yield to 70% (entry 13), with further enhancement to an outstanding 89% yield achieved by increasing the equivalents to 3.0 (entry 14). Encouraged by the success of iodo-perfluoroalkoxylation and subsequent bromo-perfluoroalkoxylation of **1a** with **2a** using bromine in the triglyme, we noted the significant impact of reactant quantities (entries 15–17). Notably, a high yield of the desired compound **4aa** (88%) was obtained by employing 3.0 equivalents of reagents (entry 17). The addition of reagents is critical for successful transformation. When the generated alkoxide and Br<sub>2</sub> were first mixed, followed by the addition of alkene **1a**, the yield of the desired fluoroalkyl ether **4aa** decreased to 56%, and **1a** was recovered in 36% yield (entry 18).

Next, we explored the substrate scope of haloperfluoroalkoxylation under optimal reaction conditions (Fig. 2). To demonstrate the functional tolerance of this method, various *gem*-difluoroalkenes with diverse reactive functionalities,

including benzyl ether (**1b**), ether (**1c**), ester (**1d**), tosylate (**1e**), ketone, and amide groups (**1f**), were selected as substrates for iodo-perfluoro-hexyloxylation. All the reactions proceeded smoothly, furnishing desired  $\alpha$ -perfluoroalkyl ethers **3** in high yields (82–96%) and regioselectivity, irrespective of the functional group. Notably, chemoselectivity was observed in the iodo-perfluoro-hexyloxylation of perfluoroallylbenzene (**1g**). The desired perfluorinated ether **3ga** was obtained in 81% yield without S<sub>N</sub>Ar reactions at the perfluorophenyl moiety. A gram-scale reaction was also conducted using perfluoroalkoxide on 6.0 mmol (1.01 g) of **1a** under optimized conditions, resulting in the isolation of iodoperfluoroalkyl ether **3aa** in 92% yield (Fig. 2, **3aa**: 3.47 g isolated).

We expanded the substrate scope of bromoperfluoroalkoxylation using Br<sub>2</sub>. *Gem*-difluoroalkenes bearing benzyloxy and methoxy moieties (**1c**) and tosylate (**1e**) reacted effectively with potassium perfluorohexyloxyde **2a**, which was generated *in situ* in the presence of Br<sub>2</sub>, providing the corresponding perfluorohexyloxy difluoroalkyl ethers in excellent yields (**4aa**, 88%; **4ca**, 93%; **4ea**, 90%). *Gem*-difluorostyrene derivatives (**1h–1j**) with nonsubstituted (H), electron-donating (Me), and electron-withdrawing (CF<sub>3</sub>) groups also interacted with perfluoroalkoxides under bromination conditions, affording the corresponding bromoperfluoroalkyl ethers in moderate to good yields (**4ha**: 40%, **4ia**: 53%, **4ja**: 66%). The bromo-



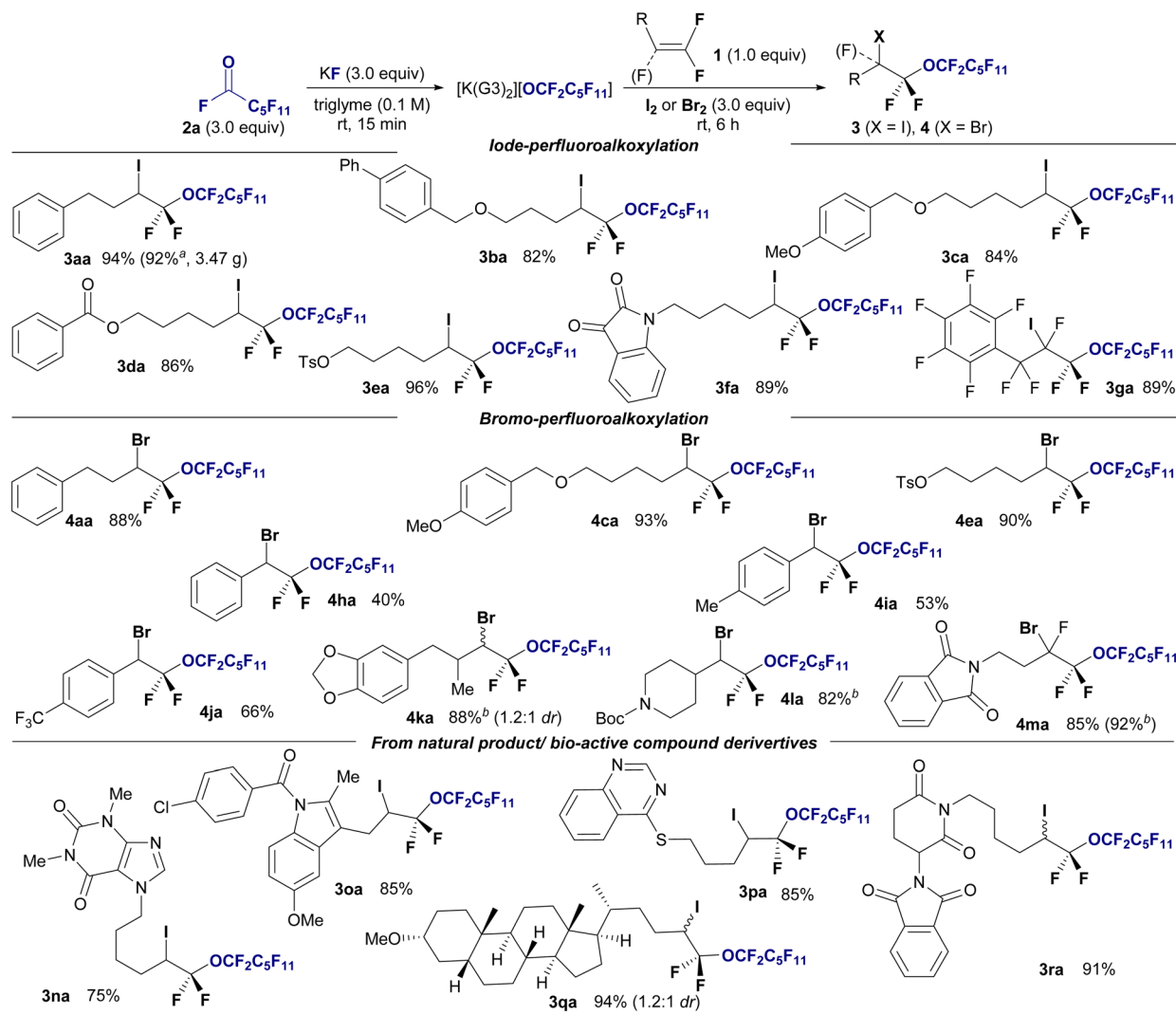


Fig. 2 Substrate scope of the halo-perfluoroalkoxylation of *gem*-difluoroalkenes **1** using undecafluorohexanoyl fluoride **2a**. Isolated yields are shown. Reaction conditions: **1** (0.3 mmol), **2a** (0.9 mmol), KF (0.9 mmol), I<sub>2</sub> or Br<sub>2</sub> (0.9 mmol) in triglyme (3.0 mL), stirring under atmosphere of N<sub>2</sub> at room temperature. (a) Gram scale reaction. **1** (6.0 mmol, 1.01 g) was used. (b) **1** (0.3 mmol), **2a** (1.5 mmol), KF (1.5 mmol), Br<sub>2</sub> (1.5 mmol) in triglyme (6.0 mL).

perfluoroalkylation of *gem*-difluoroalkenes with a secondary alkyl  $\gamma$ -position furnished the corresponding ethers (**4ka**: 88% (1.2 : 1 dr), **4la**: 82%). Significantly, the trifluorinated alkene **1m** efficiently reacted with **2a**, KF, and bromine, yielding bis( $\alpha,\alpha$ -difluoro)ether in a high yield (**4ma**: 92%). Subsequently, reactions involving various *gem*-difluoroalkenes bearing natural products or biologically relevant moieties were explored. *Gem*-difluoroalkenes **1**, containing theophylline (**1n**), indomethacin (**1o**), an insecticidal agent (**1p**), lithocholic acid (**1q**), and thalidomide (**1r**), underwent iodoperfluoroalkoxylation using **1a**, KF, and I<sub>2</sub> in the triglyme, resulting in the synthesis of drug-conjugated perfluoroalkyl diethyl ether in high yields and with excellent regioselectivity (**3na**: 75%; **3oa**: 85%; **3pa**: 85%; **3qa**: 75%; **3ra**: 91%). Biologically attractive molecules with perfluoroalkyl chains are expected to be used as decoy molecules in drug discovery.<sup>14</sup>

This methodology was applied to halo-perfluoroalkoxylation reactions with shorter perfluoroalkoxy moieties ranging from C<sub>3</sub> to C<sub>5</sub> to demonstrate a modular approach (Fig. 3a). Perfluoroacyl fluorides (**2b–2d**) were generated *ex situ* from their corresponding perfluorocarboxylic acids (**5**) *via* deoxyfluorination using Ishikawa's reagent and NaF. The perfluoropropoxylation, perfluorobutyloxylation, and perfluoropentoylation of fluoroolefines proceeded smoothly, affording the corresponding perfluoroalkoxyethers in good to high yields (**4ab**, 76%; **4ac**, 65%; **4ad**, 99%). Furthermore, perfluoro-isopropoxylation was performed using hexafluoroacetone and KF in triglyme with difluoroalkene **1a** in the presence of Br<sub>2</sub> to afford the desired branched perfluorinated alkyl ether **4ae** in 83% yield.

We further investigated the effect of fluorine on the reactivity of alkenes in halo-perfluoroalkoxylation reactions under standard conditions (Fig. 3b). Notably, the effect of fluorine



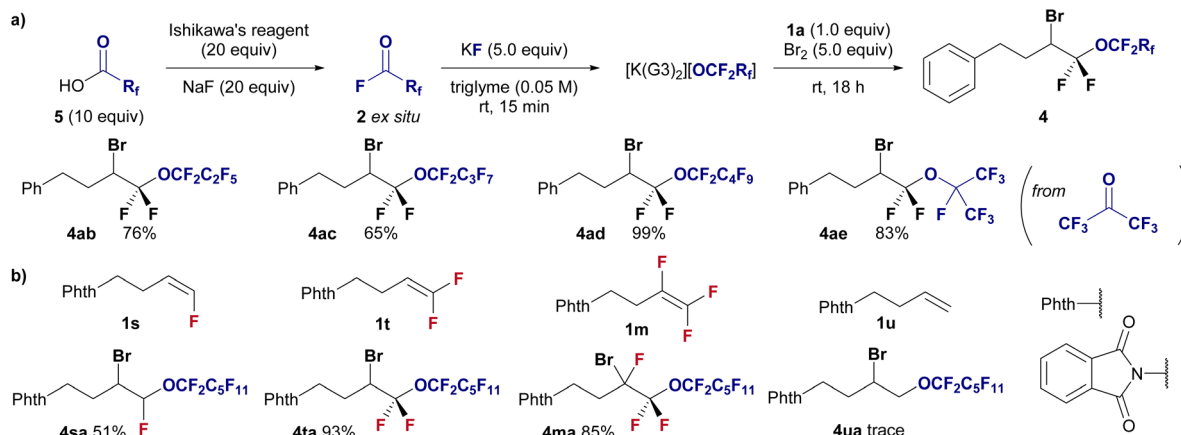


Fig. 3 (a) Substrate scope of the halo-perfluoroalkoxylation of *gem*-difluoroalkene **1a** using various perfluoroacylfluorides **2**. Isolated yields are shown. Reaction conditions: **1a** (0.3 mmol), **2** (excess), KF (1.5 mmol), Br<sub>2</sub> (1.5 mmol) in triglyme (6.0 mL), stirring under atmosphere of N<sub>2</sub> at room temperature. (b) Investigation of fluoroalkene selective reaction using undecafluorohexanoyl fluoride **2a** under the standard conditions in Fig. 2.

substitution is obvious, and mono- (**1s**), di- (**1t**), and tri-fluorinated (**1m**) alkenes are well accepted as substrates (**4sa**, 51%; **4ta**, 93%; **4ma**, 85%), whereas the nonfluorinated alkene **1u** remains unreactive (**4ua**, trace). This highly fluoroalkene-selective transformation enhances the advantages of this methodology.

Although I<sub>2</sub> and Br<sub>2</sub> are effective for this conversion, we did not investigate the use of chlorine due to its gaseous, highly oxidative nature, which makes it difficult to optimize the reaction conditions. Upon further investigation, trichloroisocyanuric acid (TCCA) was found to be a suitable chlorine source for chloro-perfluoroalkoxylation, allowing the production of bis( $\alpha,\alpha$ )difluoro ethers **6** from **2a** and **1** in yields ranging from to 40–58%. Chloro-perfluoroalkoxylation was also selective to fluorinated alkenes **1**, with nonfluorinated alkene **1u** remaining unreactive (**6ua**, 0%) (Fig. 4).

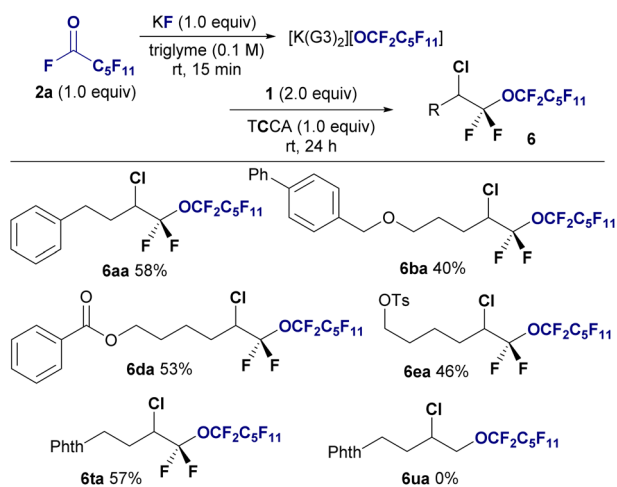


Fig. 4 Substrate scope of the chloro-perfluoroalkoxylation of *gem*-difluoroalkenes **1** using undecafluorohexanoyl fluoride **2a**. Isolated yields are shown. Reaction conditions: **1** (0.6 mmol), **2a** (0.3 mmol), KF (0.3 mmol), TCCA (0.3 mmol) in triglyme (3.0 mL), stirring under atmosphere of N<sub>2</sub> at room temperature.

Furthermore, several chemical transformations were performed to demonstrate the synthetic utility of the obtained halo-perfluoroalkyl ether products (Fig. 5). First, radical coupling of **3aa** with TEMPO in the presence of TMS<sub>3</sub>SiH at room temperature resulted in the formation of the TEMPO adduct **7** in 71% yield. Subsequently, the piperidinyl protecting group of **7** was reductively removed using zinc and acetic acid, yielding oxygenated compound **8** in quantitative yield. Employing tributyl stannane facilitated the reduction of iodine in **3aa** using AIBN, leading to hydrogenated product **9** in 93% yield. Additionally, the radical allylation of **3aa** using triethylborane provided corresponding allylated product **10** in 77% yield. The Giese radical addition of **3aa** yielded the desired olefin **11** in 58% yield. Finally, HI elimination from **3aa** using *m*-CPBA afforded corresponding *E*-alkene **12** as a single isomer in 67% yield.

DFT calculations were conducted to assess the stabilization of perfluoroalkoxides in the presence of triglymes. The calculations were performed at the B3LYP-D3/6-311+G(d,p) (SDD for

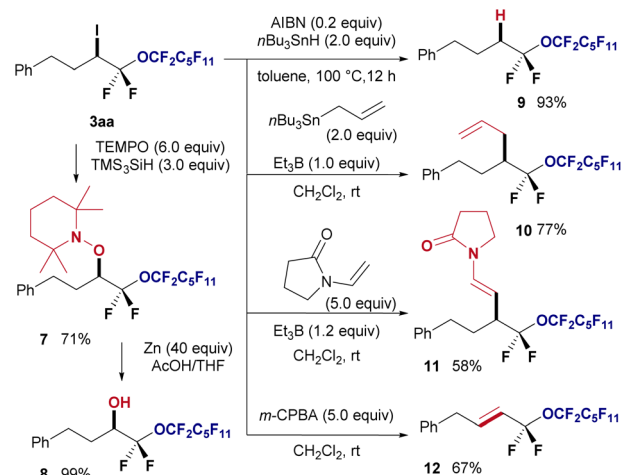


Fig. 5 Synthetic applications.



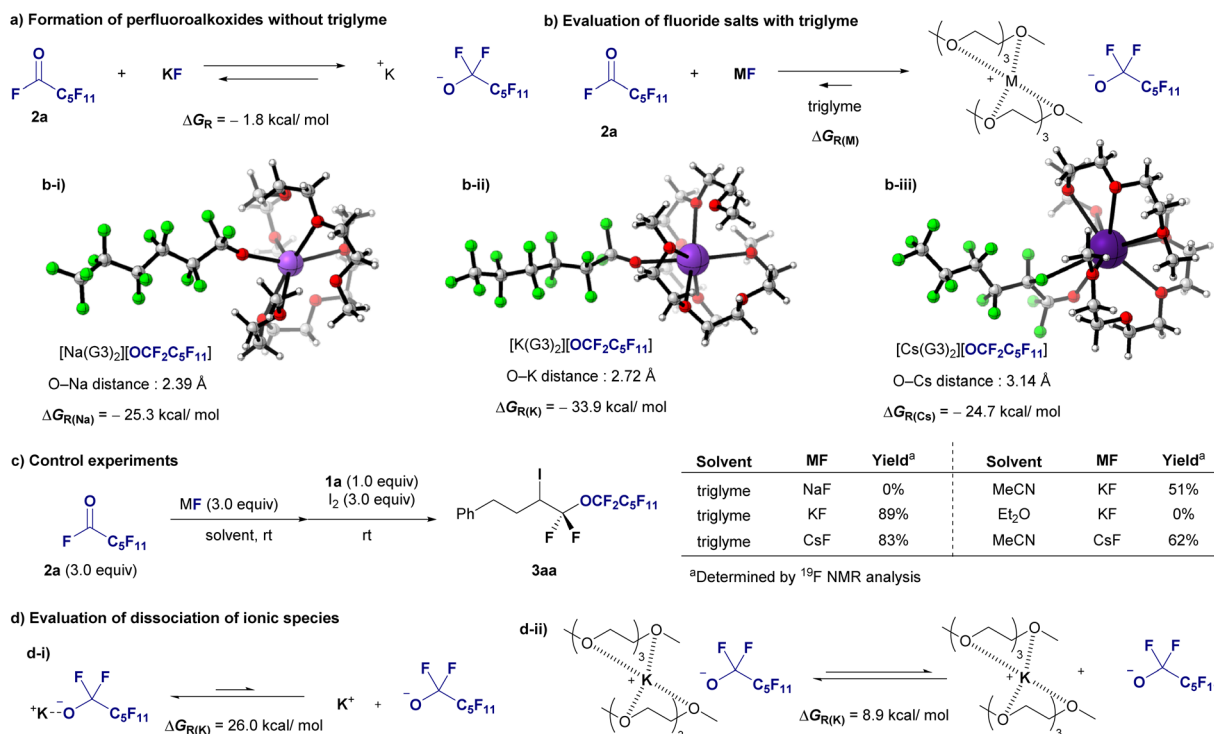


Fig. 6 Mechanistic studies. (a) Formation of perfluoroalkoxides without triglyme. (b) Evaluation of the fluoride salt with triglyme. Optimized structures of fluoride salt with two triglyme molecules. (c) Control experiments. (d) Evaluation of dissociation of ionic species.

K and Cs) level of theory using Gaussian 16 software.<sup>15</sup> As indicated in Fig. 1c. Initially, the formation of perfluoroalkoxides from KF and acylfluoride **2a** in ether was calculated to be exothermic (Fig. 6a,  $-1.8 \text{ kcal mol}^{-1}$ ). Complex formation involving two triglyme molecules (G3) coordinated to alkali metal cations resulted in complexes  $[\text{Na}(\text{G}3)_2][\text{OCF}_2\text{C}_5\text{F}_{11}]$ ,  $[\text{K}(\text{G}3)_2][\text{OCF}_2\text{C}_5\text{F}_{11}]$ , and  $[\text{Cs}(\text{G}3)_2][\text{OCF}_2\text{C}_5\text{F}_{11}]$ , indicating that the potassium cation had the greatest stabilizing effect (Fig. 6b,  $33.9 \text{ kcal mol}^{-1}$ ). The  $\text{M}^+-\text{O}(\text{G}3)$  distances in the tetra-dentate G3 structures, that is,  $[\text{Na}(\text{G}3)_2][\text{OCF}_2\text{C}_5\text{F}_{11}]$ ,  $[\text{K}(\text{G}3)_2][\text{OCF}_2\text{C}_5\text{F}_{11}]$ , and  $[\text{Cs}(\text{G}3)_2][\text{OCF}_2\text{C}_5\text{F}_{11}]$ , ranged from 2.80–3.00, 2.90–3.10, and 3.20–3.40 Å, respectively. This implies that the deformation energy of G3 molecules, which is the energy increase due to the deformation of G3 geometries when G3 molecules are coordinated to the  $\text{M}^+$  cation, is less destabilizing in  $[\text{K}(\text{G}3)_2][\text{OCF}_2\text{C}_5\text{F}_{11}]$ .<sup>16</sup> Subsequently, a control experiment was conducted (Fig. 6c). Alkali metal fluoride salts were compared under optimal reaction conditions using triglyme: KF resulted in 89% yield, CsF yielded a slightly lower yield, and NaF did not react. The effects of solvents were further investigated. The yield decreased to 51% when the reaction was conducted in MeCN with KF, and no reaction occurred in Et<sub>2</sub>O. The yield of the CsF/MeCN system was greater than that of the KF/MeCN system but significantly lower than that of the CsF/triglyme system. Based on these calculations and experimental observations, the yields of the larger cation, cesium salt, were greater in MeCN, and potassium salt exhibited a greater stabilizing effect than the cesium salt in the presence of triglyme.

In addition, these outcomes might also be attributed to the enhanced reactivity of perfluoroalkoxide anions because of the better dissociation of the ionic species. We thus performed additional DFT calculations to evaluate the dissociation of ionic species (Fig. 6d). The dissociation of ionic pair  $[\text{K}][\text{OCF}_2\text{C}_5\text{F}_{11}]$  had a  $\Delta G_{\text{R}}$  of  $26.0 \text{ kcal mol}^{-1}$ , indicating a not favourable process; whereas the process involving the encapsulation of  $\text{K}^+$  ions with two molecules of triglyme facilitates the dissociation of the ionic pair  $[\text{K}(\text{G}3)_2][\text{OCF}_2\text{C}_5\text{F}_{11}]$ , with a  $\Delta G_{\text{R}}$  of  $8.9 \text{ kcal mol}^{-1}$ . As shown by the  $\Delta G_{\text{R}}$  values, the process is more favourable in the presence of triglyme. Based on the results of Fig. 6a, b-ii, and d, both factors, stabilization and reactivity of the anion, resulted in diglyme playing important roles for the successful transformation. These two factors were more favourable in the presence of triglyme as inferred from the computed Gibbs energies, despite the dissociation is still an endergonic process. Also, the difference in Gibbs energies stabilization in the presence and the absence of triglyme ( $\Delta\Delta G_{\text{R}} = -33.9 - (-1.8) = -32.1 \text{ kcal mol}^{-1}$ ) is more significant than that for the dissociation ( $\Delta\Delta G_{\text{R}} = 26.0 - 8.9 = 17.1 \text{ kcal mol}^{-1}$ ).

## Conclusion

We designed a novel approach to enhance the stability of short-lived, longer-chain perfluoroalkoxy anions to facilitate efficient nucleophilic perfluoroalkoxylation reactions. This method involves regioselective halo-perfluoroalkoxylation of *gem*-difluoroalkenes using potassium perfluoroalkoxides generated



*in situ* from KF and perfluoroacylfluorides in a triglyme with bromine, iodine, or TCCA at room temperature. This methodology is broadly applicable to substrates containing analogs derived from bioactive compounds, thus enabling the synthesis of difluoroalkyl perfluoroalkyl ethers with C<sub>3</sub>–C<sub>6</sub> perfluoroalkyl chains. The reaction is performed under mild conditions at rt in an environmentally friendly solvent, triglyme.<sup>17</sup> Moreover, it encompasses a wide range of *gem*-difluoroalkenes as substrates, producing halo-perfluoroalkoxyl adducts that are suitable for diverse chemical transformations. This methodology is highly chemoselective toward fluorinated alkenes, whereas non-fluorinated alkenes remain intact. The extension of this methodology to the synthesis of fluorinated polymers consisting of bis( $\alpha,\alpha$ -difluoro)ethers (–CF<sub>2</sub>–O–CF<sub>2</sub>–) is currently under investigation.

## Data availability

The data that support the findings of this study are available within the article and the ESI.† Details about materials and methods, experimental procedures, characterization data, and NMR spectral are included.

## Author contributions

KK optimized the reaction conditions. KK, YK, TA, MU and SI surveyed the substrate scope, analyzed the data, and then discussed the results with NH, YK and NS. JE performed DFT calculation and analyzed the data. KK and NS wrote the manuscript. NS supervised the project. All authors contributed to the manuscript and have approved the final version of the manuscript.

## Conflicts of interest

There are no conflicts to declare.

## Acknowledgements

This study was supported by the CREST program of the Japan Science and Technology Agency, entitled “Precise Material Science for Degradation and Stability” (grant number: JPMJCR21L1). The computational resources from the Servei d'Informàtica de la Universitat de València (SIUV) are gratefully acknowledged for providing access to the supercomputing resources. Profs Tsutomu Konno and Shigeyuki Yamada (Kyoto Institute of Technology) helped with mass spectrometry.

## Notes and references

- 1 A. W. Williamson, *J. Chem. Soc.*, 1852, 4, 229–239.
- 2 (a) F. Leroux, P. Jeschke and M. Schlosser, *Chem. Rev.*, 2005, **105**, 827–856; (b) A. Tlili, F. Toulgoat and T. Billard, *Angew. Chem., Int. Ed.*, 2016, **55**, 11726–11735; (c) B.-Y. Hao, Y.-P. Han, Y. Zhang and Y.-M. Liang, *Org. Biomol. Chem.*, 2023, **21**, 4926–4954.
- 3 (a) K. Müller, C. Faeh and F. Diederich, *Science*, 2007, **317**, 1881–1886; (b) S. Purser, P. R. Moore, S. Swallowb and V. Gouverneur, *Chem. Soc. Rev.*, 2008, **37**, 320–330; (c) N. A. Meanwell, *J. Med. Chem.*, 2018, **61**, 5822–5880; (d) B. M. Johnson, Y.-Z. Shu, X. Zhuo and N. A. Meanwell, *J. Med. Chem.*, 2020, **63**, 6315–6386; (e) M. Inoue, Y. Sumii and N. Shibata, *ACS Omega*, 2020, **5**, 10633–10640; (f) Y. Ogawa, E. Tokunaga, O. Kobayashi, K. Hirai and N. Shibata, *iScience*, 2020, **23**, 101467.
- 4 M. E. Redwood and C. J. Willis, *Can. J. Chem.*, 1965, **43**, 1893–1898.
- 5 (a) A. A. Kolomeitsev, M. Vorobyev and H. GILLANDT, *Tetrahedron Lett.*, 2008, **49**, 449–454; (b) O. Marrec, T. Billard, J.-P. Vors, S. Pazenok and B. R. Langlois, *J. Fluorine Chem.*, 2010, **131**, 200–207; (c) O. Marrec, T. Billard, J.-P. Vors, S. Pazenok and B. R. Langlois, *Adv. Synth. Catal.*, 2010, **352**, 2831–2837; (d) S. Guo, F. Cong, R. Guo, L. Wang and P. Tang, *Nat. Chem.*, 2017, **9**, 546–551; (e) M. Zhou, C. Ni, Y. Zeng and J. Hu, *J. Am. Chem. Soc.*, 2018, **140**, 6801–6805; (f) Y. Li, Y. Yang, J. Xin and P. Tang, *Nat. Commun.*, 2020, **11**, 755; (g) J. J. Newton, B. J. Jelier, M. Meanwell, R. E. Martin, R. Britton and C. M. Friesen, *Org. Lett.*, 2020, **22**, 1785–1790; (h) Z. Lu, T. Kumon, B. Hammond and T. Umemoto, *Angew. Chem., Int. Ed.*, 2021, **60**, 16171–16177; (i) W.-J. Yuan, C.-L. Tong, X.-H. Xu and F.-L. Qing, *J. Org. Chem.*, 2023, **88**, 4434–4441.
- 6 (a) G. Caporiccio, C. Corti, S. Saldini and G. Carniselli, *Ind. Eng. Chem. Prod. Res. Dev.*, 1982, **21**, 515–519; (b) W. Morales, W. R. Jones Jr and D. H. Buckley, *Analysis of a Spacecraft Instrument Ball Bearing Assembly Lubricated by a Perfluoroalkylether Nasa Technical Memorandum*, TM-87260, 1986; (c) K. J. L. Paciorek and R. H. Kratzer, *J. Fluor. Chem.*, 1994, **67**, 167–175; (d) T. Imae, *Curr. Opin. Colloid Interface Sci.*, 2003, **8**, 307–314; (e) M. Hird, *Chem. Soc. Rev.*, 2007, **36**, 2070–2095; (f) P. Kirsch, *Modern Fluoroorganic Chemistry*, Wiley-VCH, 2013; (g) P. Lipovská, L. Rathouská, O. Šimůnek, J. Hošek, V. Kolaříková, M. Rybáčková, J. Cvačka, M. Svoboda, J. Kvičala and J. Fluor, *Chem*, 2016, **191**, 14–22.
- 7 (a) A. S. W. Lo and I. T. Horváth, *Green Chem.*, 2015, **17**, 4701–4714; (b) R. Zhou, Y. Jin, Y. Shen, P. Zhao, Y. Zhou and J. Leather, *Sci. Eng.*, 2021, **3**, 6; (c) A. Zaggia and B. Ameduri, *Curr. Opin. Colloid Interface Sci.*, 2012, **17**, 188–195.
- 8 (a) M. Strynar, S. Dagnino, R. McMahan, S. Liang, A. Lindstrom, E. Andersen, L. McMillan, M. Thurman, I. Ferrer and C. Ball, *Environ. Sci. Technol.*, 2015, **49**, 11622–11630; (b) M. J. Bentel, Y. Yu, L. Xu, H. Kwon, Z. Li, B. M. Wong, Y. Men and J. Liu, *Environ. Sci. Technol.*, 2020, **54**, 2489–2499; (c) H. Hori, M. Murayama and S. Kutsuna, *Chemosphere*, 2009, **77**, 1400–1405.
- 9 (a) H. W. Starkweather Jr, *Macromolecules*, 1986, **19**, 1131–1134; (b) T. Hasegawa, *Chem. Rec.*, 2017, **17**, 903–917; (c) J. Kvičala, *The Curious World of Fluorinated Molecules*, ed. K. Seppelt, Elsevier, 2021, pp. 319–342.
- 10 The perfluoroalkyl ether derivative, hexafluoropropylene oxide dimer acid (HFPO-DA, GenX) was developed as an





- industrial replacement for straight-chain perfluoroalkyl substances; however, its use has been discussed in recent studies. Further research is needed to determine its environmental impact, according to the following references (a) What is HFPO-Dimer Acid? Chemours website, <https://www.chemours.com/en/about-chemours/genx> (accessed in May 2024); (b) EU court again rules against Chemours on GenX 'forever chemicals' CHEM Trust website, [https://chemtrust.org/genx\\_court\\_appeal/](https://chemtrust.org/genx_court_appeal/) (accessed in May 2024); (c) G. Munoz, J. Liub, S. V. Duya and S. Sauvé, *Trends Environ. Anal. Chem.*, 2019, **23**, e00066; (d) W. Sun, X. Zhang, Y. Qiao, N. Griffin, H. Zhang, L. Wang and H. Liu, *Ecotoxicol. Environ. Saf.*, 2023, **259**, 115020.
- 11 (a) B. J. Jelier, J. L. Howell, C. D. Montgomery, D. B. Leznoff and C. M. Friesen, *Angew. Chem., Int. Ed.*, 2015, **54**, 2945–2949; (b) S. Fujioka, K. Hirano, N. Hoshiya, A. Yamauchi, Y. Kishikawa and M. Uchiyama, *Chem. Commun.*, 2023, **59**, 8290–8293.
- 12 (a) F. W. Evans, M. H. Litt, A. M. Weidler-Kubanek and F. P. Avonda, *J. Org. Chem.*, 1968, **33**, 1839–1844; (b) K. K. Johri and D. D. DesMarteau, *J. Org. Chem.*, 1983, **48**, 242–250; (c) W. A. Kamil, F. Haspel-Hentrich and J. M. Shreeve, *Inorg. Chem.*, 1986, **25**, 376–380; (d) I. Wlassics, V. Tortelli, S. Carella, C. Monzani and G. Marchionni, *Molecules*, 2011, **16**, 6512–6540.
- 13 (a) T. Saito, J. Wang, E. Tokunaga, S. Tsuzuki and N. Shibata, *Sci. Rep.*, 2018, **8**, 11501; (b) Y. Fujihira, Y. Liang, M. Ono, K. Hirano, T. Kagawa and N. Shibata, *Beilstein J. Org. Chem.*, 2021, **17**, 431–438; (c) Y. Fujihira, K. Hirano, M. Ono, H. Mimura, T. Kagawa, D. M. Sedgwick, S. Fustero and N. Shibata, *J. Org. Chem.*, 2021, **86**, 5883–5893.
- 14 (a) N. Kawakami, O. Shoji and Y. Watanabe, *Angew. Chem., Int. Ed.*, 2011, **50**, 5315–5318; (b) F. E. Zilly, J. P. Acevedo, W. Augustyniak, A. Deege, U. W. Hausig and M. T. Reetz, *Angew. Chem., Int. Ed.*, 2011, **50**, 2720–2724; (c) N. Kawakami, O. Shoji and Y. Watanabe, *Chem. Sci.*, 2013, **4**, 2344–2348; (d) O. Shoji, T. Kunimatsu, N. Kawakami and Y. Watanabe, *Angew. Chem., Int. Ed.*, 2013, **52**, 6606–6610; (e) Z. Cong, O. Shoji, C. Kasai, N. Kawakami, H. Sugimoto, Y. Shiro and Y. Watanabe, *ACS Catal.*, 2015, **5**, 150–156.
- 15 M. J. Frisch, G. W. Trucks, H. B. Schlegel, G. E. Scuseria, M. A. Robb, J. R. Cheeseman, G. Scalmani, V. Barone, G. A. Petersson, H. Nakatsuji, X. Li, M. Caricato, A. V. Marenich, J. Bloino, B. G. Janesko, R. Gomperts, B. Mennucci, H. P. Hratchian, J. V. Ortiz, A. F. Izmaylov, J. L. Sonnenberg, D. Williams-Young, F. Ding, F. Lipparini, F. Egidi, J. Goings, B. Peng, A. Petrone, T. Henderson, D. Ranasinghe, V. G. Zakrzewski, J. Gao, N. Rega, G. Zheng, W. Liang, M. Hada, M. Ehara, K. Toyota, R. Fukuda, J. Hasegawa, M. Ishida, T. Nakajima, Y. Honda, O. Kitao, H. Nakai, T. Vreven, K. Throssell, J. A. Montgomery Jr, J. E. Peralta, F. Ogliaro, M. J. Bearpark, J. J. Heyd, E. N. Brothers, K. N. Kudin, V. N. Staroverov, T. A. Keith, R. Kobayashi, J. Normand, K. Raghavachari, A. P. Rendell, J. C. Burant, S. S. Iyengar, J. Tomasi, M. Cossi, J. M. Millam, M. Klene, C. Adamo, R. Cammi, J. W. Ochterski, R. L. Martin, K. Morokuma, O. Farkas, J. B. Foresman, and D. J. Fox, *Gaussian 16*, Revision B.01, Gaussian, Inc, Wallingford CT, 2016.
- 16 T. Kimura, K. Fujii, Y. Sato, M. Morita and N. Yoshimoto, *J. Phys. Chem. C*, 2015, **119**, 18911–18917.
- 17 (a) S. Tang and H. Zhao, *RSC Adv.*, 2014, **4**, 11251; (b) D. Di Lecce, V. Marangon, H.-G. Jung, Y. Tominaga, S. Greenbaum and J. Hassoun, *Green Chem.*, 2022, **24**, 1021–1048.

