

REVIEW

View Article Online  
View Journal | View Issue



Cite this: *Inorg. Chem. Front.*, 2023, **10**, 4901

# Recent developments in Ti-based nanocatalysts for electrochemical nitrate-to-ammonia conversion

Wenda Chen,<sup>a</sup> Yuan Xu,<sup>a</sup> Jiaxin Liu,<sup>a</sup> Huiqun Cao,<sup>a</sup> Yongliang Li,<sup>id a</sup> Xiangzhong Ren,<sup>id a</sup> Shenghua Ye,<sup>\*a,b</sup> Jianhong Liu<sup>\*a,b</sup> and Qianling Zhang<sup>id \*a</sup>

Recently, electrochemical  $\text{NO}_3^-$ -to- $\text{NH}_3$  conversion *via* the nitrate reduction reaction ( $\text{NO}_3^-$ -RR) has received much attention because it is regarded as an available option for sewage treatment and ammonia synthesis under mild conditions. Exploring promising electrocatalysts with low cost, reduced overpotential, high yield rate and faradaic efficiency toward  $\text{NH}_3$ , and sufficient stability is the most crucial factor for  $\text{NO}_3^-$ -to- $\text{NH}_3$  conversion and energy efficiencies. Considering the advantages of being nontoxic and having wide availability, outstanding stability, hydrogen evolution inertness, and mature fabrication techniques, titanium-based (mainly metallic Ti- and  $\text{TiO}_2$ -based) nanomaterials have emerged as potential candidates for  $\text{NO}_3^-$ -to- $\text{NH}_3$  conversion over a wide pH range. This review summarizes the overview of the  $\text{NO}_3^-$ -RR and fundamental insights into metallic Ti and  $\text{TiO}_2$ , and clarifies the relationship among the design strategy, material structure, and performance enhancement. Furthermore, the recent progress in next-generation Ti-based nanomaterials is discussed, including Ti-based MXene and single atomic catalysts. Finally, the challenges and future directions of the  $\text{NO}_3^-$ -RR and Ti-based nanocatalysts are elucidated. This review aims to provide some inspiration for developing effective electrocatalysts for electrochemical  $\text{NO}_3^-$ -to- $\text{NH}_3$  conversion.

Received 22nd April 2023,  
Accepted 18th June 2023

DOI: 10.1039/d3qi00732d

rsc.li/frontiers-inorganic

## 1. Introduction

Ammonia ( $\text{NH}_3$ ) plays an important role in the manufacturing industries such as fertilizers, plastics, pharmaceuticals, *etc.*<sup>1–3</sup> Recently, the emerging “hydrogen economy” and “carbon neutralization” have caused  $\text{NH}_3$  to be regarded as a carbon-free fuel and a portable energy carrier owing to its high energy density ( $4.32 \text{ kW h L}^{-1}$ ); in addition,  $\text{NH}_3$  can be used as a “green fuel” to produce electricity *via* direct ammonia fuel cells.<sup>4,5</sup> Importantly,  $\text{NH}_3$  is a natural hydrogen carrier with a high  $\text{H}_2$  storage capacity of 17.75%,<sup>6</sup> making liquid ammonia a safer hydrogen storage medium. Thus, the primary innovation directions of “ammonia = hydrogen 2.0” are derived,<sup>7–10</sup> and a new market for  $\text{NH}_3$  is estimated to be created soon.

However,  $\text{NH}_3$  is still produced by an energy-intensive Haber-Bosch process which requires harsh conditions of high temperature (400–600 °C) and pressure (200–350 atm), resulting in large amounts of global energy consumption and carbon dioxide emission (450 million metric tons).<sup>11–15</sup> Exploring alternative  $\text{NH}_3$  synthetic techniques driven by sus-

tainable energies at room temperature and under an air atmosphere is significant for developing “green ammonia”.<sup>16,17</sup> On the other hand,  $\text{N}_2$ ,  $\text{NH}_3$ , and  $\text{NO}_3^-$  are the key inorganic species for the global nitrogen cycle. Humans utilize the Haber-Bosch process for nitrogen fixation, and as-produced  $\text{NH}_3$  is used for chemical fertilizer manufacture or provides nitrates *via* the Ostwald process for the chemical and ammunition industries. Fertilizer-intensive agriculture generates  $\text{NO}_3^-$ -containing sewages,<sup>18</sup> and  $\text{NO}_3^-$  is also a major waste byproduct stream of industrial production (for instance, the effluent produced from the ammunition industries contains 65% ammonium nitrate and 20% amine nitrates<sup>19</sup>). Extensive nitrogen fixation eventually results in the accumulation of  $\text{NO}_3^-$ , excessive  $\text{NO}_3^-$  cannot be converted naturally in time, interferes with the global nitrogen cycle and pollutes the surface and ground waters.<sup>20</sup> Therefore, it's necessary to develop a denitrification technique to establish a closed nitrogen cycle. The electrochemical  $\text{NO}_3^-$  reduction reaction ( $\text{NO}_3^-$ -RR) for  $\text{NO}_3^-$ -to- $\text{NH}_3$  conversion ( $\text{NO}_3^- + 6\text{H}_2\text{O} + 8\text{e}^- \rightarrow \text{NH}_3 + 9\text{OH}^-$ ) driven by sustainable energies is regarded as an alternative for “green ammonia” production and an efficient artificial denitrification technique to repair the disturbed global nitrogen cycle, which has received great attention in recent years.<sup>21</sup>

Electrochemical  $\text{NO}_3^-$ -to- $\text{NH}_3$  conversion is an aqueous-based electrochemical strategy for ammonia synthesis using

<sup>a</sup>Graphene Composite Research Center, College of Chemistry and Environmental Engineering, Shenzhen University, Shenzhen, 518060, P. R. China.

E-mail: yeshh@szu.edu.cn, liujh@szu.edu.cn, zhql@szu.edu.cn

<sup>b</sup>Shenzhen Eigen-Equation Graphene Technology Co. Ltd, Shenzhen, 518000, PR China

water as a hydrogen source, which gets rid of  $H_2$  that is needed for  $NH_3$  synthesis. Moreover, the high theoretical potential (0.69 V vs. RHE) of  $NO_3^-$ -to- $NH_3$  conversion and the high solubility of  $NO_3^-$  make the efficiency of  $NH_3$  synthesis superior to that of the electrochemical nitrogen reduction reaction (NRR) – a traditional electrochemical nitrogen fixation technique.<sup>4,8,22</sup> Nevertheless, electrochemical  $NO_3^-$ -to- $NH_3$  conversion still suffers from the following issues: although electrochemical  $NO_3^-$ -to- $NH_3$  conversion presents an ideal theoretical potential, it requires a large overpotential (>400 mV) to trigger the  $NO_3^-$ RR in reality,<sup>23,24</sup> due to which the energy conversion efficiency is seriously retarded; the  $NO_3^-$ RR is a complicated multi-electron coupled proton transfer process, in which a series of nitrogen-containing products such as  $NO_2$ ,  $NO_2^-$ ,  $NO$ ,  $N_2O$ ,  $N_2$ ,  $NH_2OH$ , and  $NH_3$  could be generated, and toxic  $NO_2^-$  and low added-value  $N_2$  are the major competitive products relative to  $NH_3$ .<sup>25,26</sup> Studying the reactive mechanisms of the  $NO_3^-$ RR and exploring efficient electrocatalysts are the keys to solving the above bottlenecks.

Recently, Cu- and Co-based electrocatalysts for electrochemical  $NO_3^-$ -to- $NH_3$  conversion have been intensively developed.<sup>27–35</sup> However, most of them only work in neutral or alkaline electrolytes, as  $NO_3^-$  exhibits strong oxidability in acid solutions. Although noble metal-based electrocatalysts exhibit a strong resistance to acid corrosion, their  $NO_3^-$ RR activity is severely compromised by hydrogen evolution. It is desirable to develop efficient electrocatalysts for  $NO_3^-$ -to- $NH_3$  conversion to treat sewage containing  $NO_3^-$  over a wide pH range and potential range. Ti-based materials have the inherent advantages of being non-toxic and cost-effective, and having superior stability over a wide pH range and HER inertness, making them ideal candidates. Currently, increasing studies reveal that Ti-based electrocatalysts, typically metal Ti<sup>36–38</sup> and  $TiO_2$  composite materials,<sup>39–42</sup> exhibit comparable electrochemical  $NO_3^-$ -to- $NH_3$  conversion activity. Furthermore, there are a series of low-cost fabrication techniques that enable large-scale fabrication of Ti-based materials with various nanostructures under mild conditions. The above superiorities indicate that exploring Ti-based nanomaterials is a crucial development direction for electrocatalysts for  $NO_3^-$ -to- $NH_3$  conversion. Although some exciting results of Ti-based electrocatalysts have been reported in the literature, there is still a lack of comprehensive evaluation of Ti-based electrocatalysts for  $NO_3^-$ -to- $NH_3$  conversion, and the fundamentals of compositional and structural features associated with electrochemical  $NO_3^-$ -to- $NH_3$  conversion performances have not been thoroughly summarized.

Herein, brief summaries about the fundamental insights of the  $NO_3^-$ RR and inorganic Ti-based materials are proposed. Ti-based electrocatalysts with various structures and their catalytic performances for  $NO_3^-$ -to- $NH_3$  conversion have been reviewed in detail. Finally, the challenges and opportunities for further research are also discussed. This review aims to give some new inspiration to develop highly efficient Ti-based nanocatalysts for electrochemical  $NO_3^-$ -to- $NH_3$  conversion.

## 2. Brief overview of the $NO_3^-$ RR

### 2.1. Reactive pathway

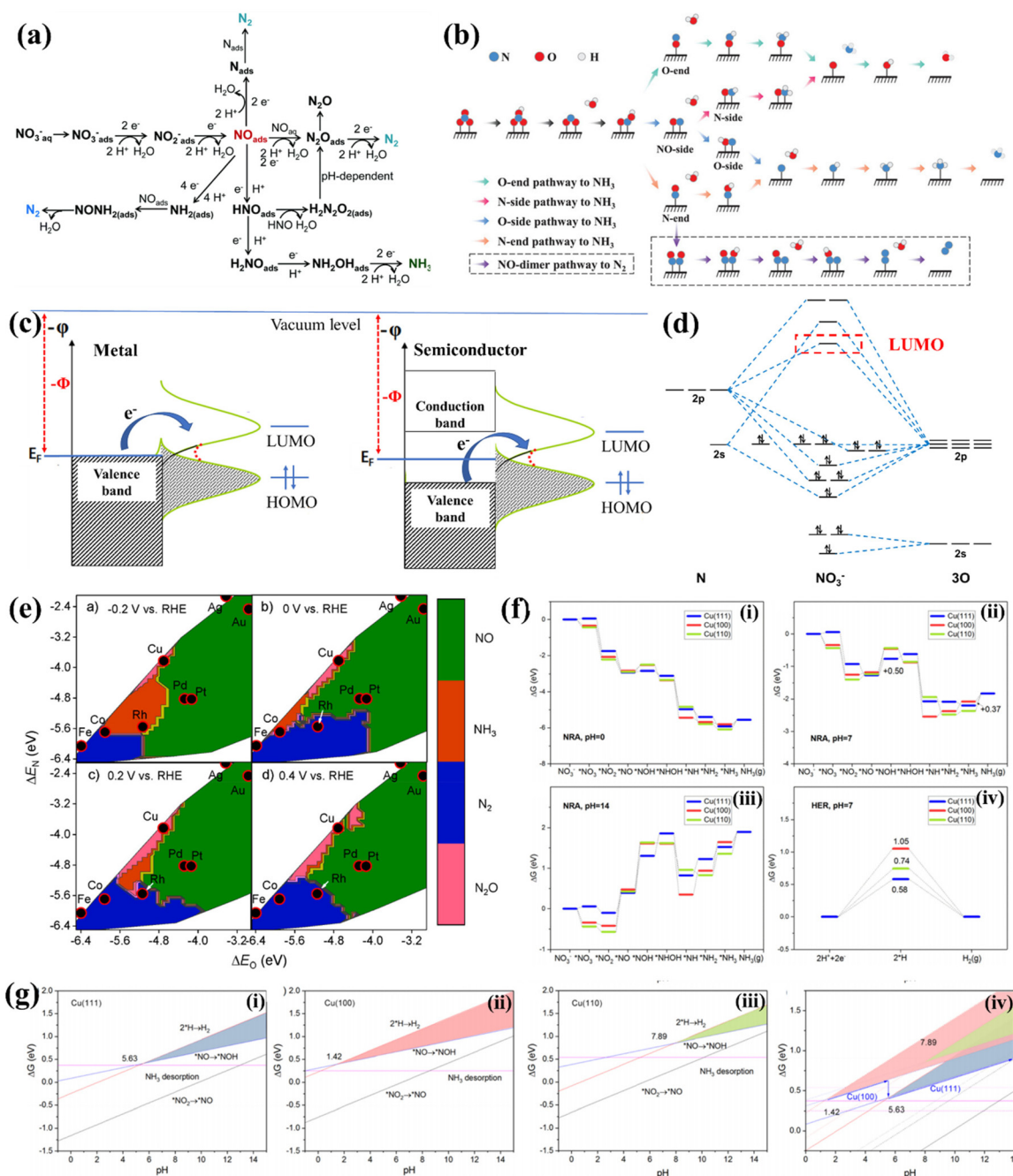
The  $NO_3^-$ RR is a complicated process involving multi-electron coupled multi-proton transfer (Fig. 1a).<sup>43</sup> Different  $NO_3^-$  concentrations, potential ranges and the pH of electrolytes may trigger diverse possible reactive pathways and result in various nitrogen-containing products, including  $NO_2^-$ ,  $NO_x$ ,  $N_2$ ,  $NH_3$ , etc. Moreover, the exact reactive pathway of the  $NO_3^-$ RR is still under debate. Niu *et al.* proposed five possible reactive pathways of the  $NO_3^-$ RR. They can be classified into O-end, O-side, N-end, N-side and NO-dimer pathways based on the adsorption configuration of  $*NO$  (\* denotes the state of being adsorbed), as depicted in Fig. 1b.<sup>44</sup> However, there is still a lack of sufficient experimental evidence to verify the exact reactive pathway. Some of the studies used the N-end pathway of  $NO_3^- \rightarrow *NO_3 \rightarrow *NO_2 \rightarrow *NO \rightarrow *NOH \rightarrow *NHOH \rightarrow *NH \rightarrow *NH_2 \rightarrow *NH_3 \rightarrow NH_3(g)$  to perform the density functional theory (DFT) study, while the O-end pathway of  $NO_3^- \rightarrow *NO_3 \rightarrow *NO_2 \rightarrow *HNO_2 \rightarrow *NO \rightarrow *HNO \rightarrow *H_2NO \rightarrow *HNO \rightarrow *O \rightarrow *OH$  was often used for Ti-based electrocatalysts.

### 2.2. Overpotential

Overpotential is a crucial parameter for evaluating the energy conversion efficiency of the  $NO_3^-$ RR. The theoretical potential for  $NO_3^-$ -to- $NH_3$  conversion is 0.69 V vs. RHE.<sup>8</sup> In reality, a large overpotential (usually more than 400 mV) is needed for triggering the  $NO_3^-$ -to- $NH_3$  conversion. The ideal electrocatalyst is still to be developed, and the origin of overpotential should be further clarified. The  $NO_3^-$ RR is a cathodic reduction reaction in which  $NO_3^-$  is transferred to a series of nitrogen-containing products by accepting electrons on the electrode surface. The rate-limiting step in the entire reaction is usually the reduction of  $NO_3^-$  to the intermediate product  $NO_2^*$  due to the difficulty of breaking the N–O bond.<sup>21,45</sup> It is the process of electron transition from electrodes to the lowest occupied molecular orbital (LUMO) of  $NO_3^-$ , according to the standpoint of frontier orbital theory. This process can be vividly expressed in Fig. 1c for metal and semiconductor electrodes. The molecular orbital diagram of  $NO_3^-$  shown in Fig. 1d suggests that the high-energy LUMO of the  $NO_3^-$  ion and the d orbitals of transition metals (except Hg) are hard to match with the LUMO of  $NO_3^-$ , thus extra energy is needed for reducing  $NO_3^-$  to the intermediate product  $NO_2^*$ .<sup>46</sup> Therefore, exploring electrocatalysts with high energy in the highest occupied state (HOS) is essential for reducing the overpotential.<sup>47,48</sup>

### 2.3. Product selectivity

For  $NO_3^-$ -to- $NH_3$  conversion,  $NH_3$  is the target product of the  $NO_3^-$ RR. Thus, the selectivity and faradaic efficiency (FE) of  $NH_3$  are crucial parameters. However,  $NO_3^-$ -to- $NH_3$  conversion involves eight electrons coupled with the transfer of nine protons. Many intermediates with the valence of nitrogen between +5 and –3 may desorb from electrocatalysts to gene-



**Fig. 1** (a) The possible pathways of the  $\text{NO}_3^-$  reduction. Reproduced from ref. 43 with permission from The Royal Society of Chemistry, copyright 2021. (b) Detailed pathways of the  $\text{NO}_3^-$  reduction, including O-end, O-side, N-end, and N-side pathways to  $\text{NH}_3$ , as well as the NO-dimer pathway to  $\text{N}_2$ . Reproduced from ref. 44 with permission from Wiley-VCH, copyright 2020. (c) Electronic band structures of metal- and semiconductor-based electrodes, and the electron transfer from the electrode to the frontier orbitals of the adsorbate. (d) Molecular orbital diagram and the LUMO of  $\text{NO}_3^-$ . (e) Theoretical selectivity maps to  $\text{NO}$ ,  $\text{N}_2\text{O}$ ,  $\text{N}_2$  or  $\text{NH}_3$  products from electrocatalytic  $\text{NO}_3^-$  reduction as a function of O and N adsorption energy under different applied voltages. Reproduced from ref. 49 with permission from American Chemical Society, copyright 2019. (f)  $\text{NO}_3^-$  reduction pathways at (i) pH = 0, (ii) pH = 7, (iii) pH = 14, and (iv) the HER pathway at pH = 7. (g) Competing relationship between the  $\text{NO}_3^-$  reduction and the HER on (i) Cu(111), (ii) Cu(100), and (iii) Cu(110), and (iv) comparison between different facets. The shaded zones are predominated by the  $\text{NO}_3^-$  reduction. Reproduced from ref. 56 with permission from American Chemical Society, copyright 2021.

rate various by-products, and the coupling reaction between neighboring  $\ast\text{N}$  leads to the generation of  $\text{N}_2$ ,  $\text{N}_2\text{H}_4$  or  $\text{N}_2\text{O}$  as by-products. Liu *et al.* revealed that the adsorption strengths of O and N atoms ( $\Delta E_{\text{O}}$  and  $\Delta E_{\text{N}}$ ) could be used as descriptors of

selectivity on transition metals. As depicted in Fig. 1e, moderate adsorption of O and N prefers  $\text{NH}_3$  generation, strong adsorption of O and N results in  $\text{N}_2$  formation, and the weak adsorption intensity of N and O tends to produce NO. They

proposed that Co and Rh are ideal candidates for electrochemical  $\text{NO}_3^-$ -to- $\text{NH}_3$  conversion.<sup>49</sup>

Furthermore, the d-band model is commonly used for describing and anticipating the selectivity of the  $\text{NO}_3^-$ -RR. The d-band center ( $E_d$ ) is related to the adsorption strengths of intermediates, which increase with the  $E_d$  of active sites approaching the Fermi level.  $\text{NO}_2^-$  is regarded as a major byproduct of  $\text{NO}_3^-$ -to- $\text{NH}_3$  conversion. A more negative  $\Delta(G_{\text{NO}^*} - G_{\text{NO}_2^*})$  is desired for increasing the preference toward nitrite reduction to nitric oxide. As  $E_d$  approaches the Fermi level,  $\Delta(G_{\text{NO}^*} - G_{\text{NO}_2^*})$  becomes increasingly negative, and  $^*\text{NO}_2$  tends to be reduced to  $^*\text{NO}$ .<sup>50,51</sup> Subsequently, the adsorbed nitric oxide ( $^*\text{NO}$ ) serves as a critical intermediate in determining the selectivity between nitrogen/oxides and ammonium or hydroxylamine.<sup>52</sup>  $\text{NH}_3$  could be generated from  $^*\text{NO}$  via two pathways: one is the so-called Eley-Rideal-like proton-coupled electron transfer, in which  $^*\text{NO}$  was reduced to hydroxylamine ( $^*\text{NH}_2\text{OH}$ ),<sup>53</sup> and the other involves the dissociation of  $^*\text{NO}$  into  $^*\text{N}$  and  $^*\text{O}$  and the Langmuir-Hinshelwood-like hydrogenation of  $^*\text{N}$  by  $^*\text{H}$  to  $\text{NH}_3$ .<sup>54,55</sup> The latter has been proposed to favor  $\text{NH}_3$  production, namely, dissociative adsorption of nitric oxide is desired for  $\text{NO}_3^-$ -to- $\text{NH}_3$  conversion. Theoretical studies revealed that the dissociation activation barriers of  $^*\text{NO}$  decrease with increasing its adsorption strength, suggesting that the  $E_d$  of active sites should be close to the Fermi level to activate the dissociation of nitric oxide for  $\text{NH}_3$  formation.<sup>50</sup>

On the other hand, the HER is the major competitive reaction of the  $\text{NO}_3^-$ -RR, which also retards the selectivity and FE of  $\text{NO}_3^-$ -to- $\text{NH}_3$  conversion. Hu *et al.* found that the pH influences the competition between the HER and the  $\text{NO}_3^-$ -RR on the (100), (111), and (110) facets of Cu. As depicted in Fig. 1f, the Gibbs free energies ( $\Delta G$ ) of intermediates along pathways on Cu(111), Cu(100), and Cu(110) are dependent on the pH of the electrolyte, and the  $\Delta G$ -pH plots of the potential rate-determining step of the  $\text{NO}_3^-$ -RR and HER are shown in Fig. 1g (i-iii). The pH range corresponding to the triangle zone is suitable for the  $\text{NO}_3^-$ -RR, and the critical pH values of the  $\text{NO}_3^-$ -RR are 5.63, 1.42 and 7.89 for Cu(111), Cu(100) and Cu(110), respectively. Fig. 1g(iv) suggests that Cu(100) works at pH ranging from 1.42 to 5.63 while Cu(111) works at pH ranging from 5.63 to 14, indicating that Cu(111) works more effectively. Moreover, the product selectivity is highly dependent on the applied potential, and a negative potential is needed for  $\text{NH}_3$  generation while the HER tends to retard the FE and selectivity of  $\text{NH}_3$ .<sup>56</sup> The above results verify that the  $\text{NO}_3^-$ -RR is potential-dependent and pH-sensitive; thus, seeking HER inert materials for constructing  $\text{NO}_3^-$ -RR electrocatalysts which can work in a wide pH and potential range is highly desired.

### 3. Fundamental insights of metallic titanium and titanium oxides

Titanium (Ti) is not only a HER inert element but also one of the most abundant elements in the Earth's crust. Metallic

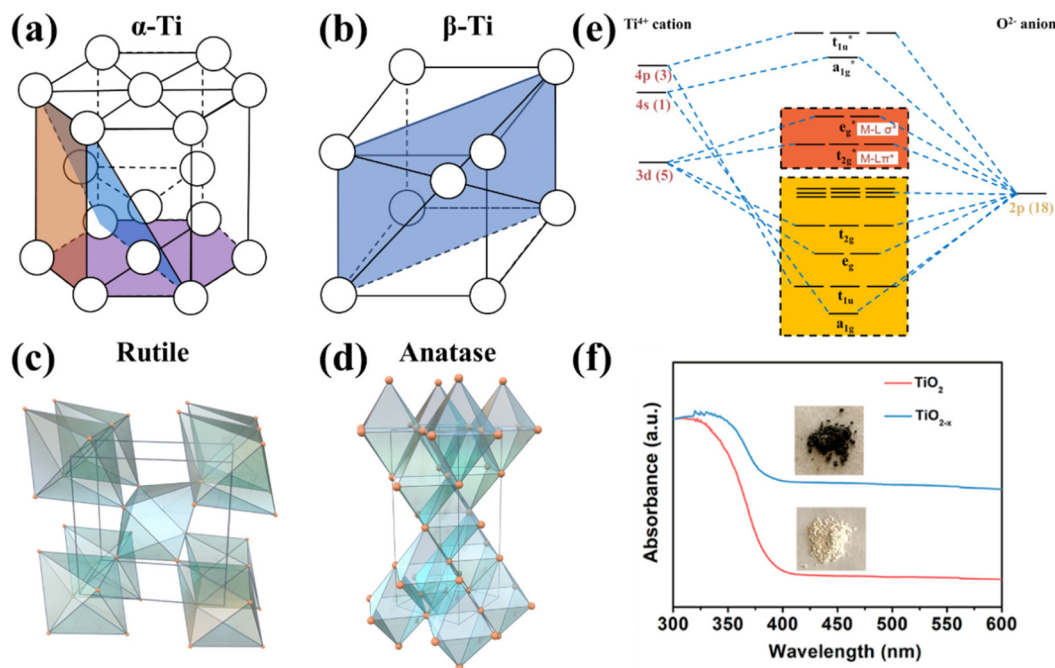
Ti or its alloys and oxides have been widely used in aerospace, photocatalysis, energy storage, and other fields due to their advantages of low cost, superior mechanical strength, unique electronic structure, excellent corrosion resistance and stability, *etc.*<sup>57</sup> Some studies revealed that Ti-based inorganic nanomaterials, majorly, metallic Ti- and  $\text{TiO}_2$ -based nanomaterials exhibited impressive performances of electrochemical  $\text{NO}_3^-$ -to- $\text{NH}_3$  conversion. The exploration of low-cost and highly-efficient Ti-based electrocatalysts for the conversion of  $\text{NO}_3^-$ -to- $\text{NH}_3$  has attracted much attention. In this part, we systematically review the structure of metallic Ti and  $\text{TiO}_2$  to help rationalize the design of Ti-based nanomaterials for electrochemical  $\text{NO}_3^-$ -to- $\text{NH}_3$  conversion.

#### 3.1. Metallic Ti

Metallic Ti is a silver-white transition metal with a high melting point of  $1660 \pm 10$  °C, a low density of  $4.506 \text{ g cm}^{-3}$ , and excellent corrosion resistance. The valence electronic configuration of Ti is  $[\text{Ar}]3d^24s^2$ . There are two isomers of titanium:  $\alpha$ -Ti and  $\beta$ -Ti; their crystallographic structures are depicted in Fig. 2a and b, respectively.  $\alpha$ -Ti belongs to the hexagonal crystal system with an atomic space utilization rate of 74%, while  $\beta$ -Ti presents body-centered cubic dense packing with a utilization rate of 68%. The transition temperature of the above isomers is 882.5 °C,  $\alpha$ -Ti is stable below 882 °C, and  $\beta$ -Ti is stable between 882 °C and the melting point; thus  $\alpha$ -Ti is the common form in reality.<sup>58,59</sup> The work function ( $\Phi$  shown in Fig. 1c) of metallic Ti is 4.33 eV, lower than those of Co (5 eV), Cu (4.65 eV), Fe (4.5 eV), and Ru (4.71 eV) usually regarded as electrocatalysts for the  $\text{NO}_3^-$ -RR,<sup>60</sup> suggesting that Ti presents a high-energy Fermi level and may be an ideal candidate with a lower overpotential of the  $\text{NO}_3^-$ -RR. However, titanium usually forms a stable oxide layer on its surface when exposed to air, and the active sites should be carefully identified while using metallic Ti-based materials as catalysts.

#### 3.2. Titanium oxides

$\text{TiO}_2$  belongs to the category of typical semiconductors.<sup>61</sup> There are many kinds of crystallographic structures, including rutile, anatase, brookite and  $\text{TiO}_2(\text{B})$ , and several metastable polymorphs, such as  $\text{TiO}_2(\text{H})$ ,  $\text{TiO}_2(\text{II})$ , and perovskites, have been artificially synthesized.<sup>61</sup> Metastable phases are rarely observed as stable electrocatalysts, and the  $\text{TiO}_2(\text{B})$  phase is less common. Thus, they will not be discussed in this review. Anatase and rutile have more comprehensive applications because they are more stable than brookite,<sup>57</sup> hence they are emphatically discussed. Generally, rutile is the most stable phase and is usually synthesized by high-temperature deposition or annealing. Anatase-phased nanomaterials are commonly obtained by solution-based or low-temperature vapor deposition systems.<sup>61</sup> Anatase and rutile phases present tetragonal structures (as depicted in Fig. 2c and d) with slightly distorted  $\text{TiO}_6$  octahedra as a fundamental building block,<sup>57,62,63</sup> and have bandgaps of 3.2 and 2.96 eV, respectively.<sup>57,64</sup> A large bandgap results in poor



**Fig. 2** Unit cells of (a)  $\alpha$ -Ti, (b)  $\beta$ -Ti, (c) rutile  $\text{TiO}_2$  and (d) anatase  $\text{TiO}_2$ .<sup>61</sup> Reproduced from ref. 61 with permission from American Chemical Society, copyright 2014. (e) Molecular orbitals of the octahedral  $\text{TiO}_6$  unit. (f) UV-vis absorption spectra (the insets are optical photographs) of  $\text{TiO}_2$  and  $\text{TiO}_{2-x}$ .<sup>65</sup> Reproduced from ref. 65 with permission from American Chemical Society, copyright 2020.

electron conductivity of  $\text{TiO}_2$ . Based on the ligand-field theory, the orbital diagram of the  $\text{TiO}_6$  octahedral unit is shown in Fig. 2e. Since the valence electronic configuration of  $\text{Ti}^{4+}$  is  $[\text{Ar}]3d^04s^0$ , the bonding orbitals ( $a_{1g}$ ,  $t_{1u}$ ,  $e_g$  and  $t_{2g}$ ) are mainly contributed by the 2p orbitals of  $\text{O}^{2-}$ , and the unoccupied anti-bonding orbitals ( $a_{1g}^*$ ,  $t_{1u}^*$ ,  $e_g^*$  and  $t_{2g}^*$ ) are mainly contributed by the 3d, 4s and 4p orbitals of  $\text{Ti}^{4+}$ . Therefore, the valence band maximum and the conduction band minimum originate from O 2p and Ti 3d, respectively.

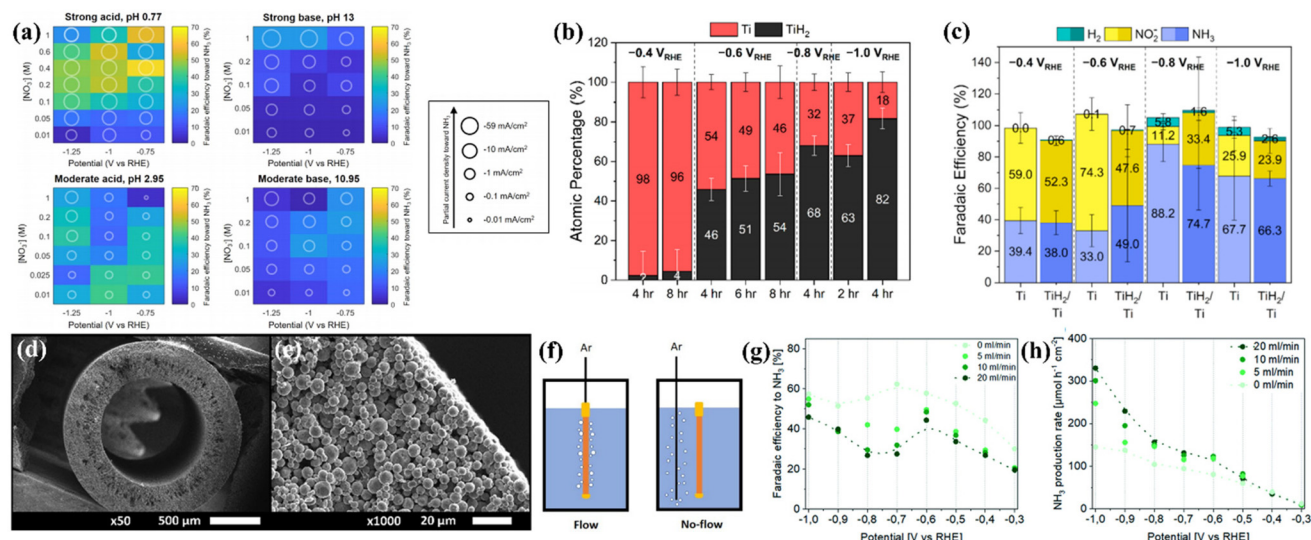
Oxygen vacancies (OVs) are easily created on the surface of  $\text{TiO}_2$ , thereupon leading to the formation of unsaturated  $\text{Ti}^{3+}$  sites and nonstoichiometric  $\text{TiO}_{2-x}$  ( $0 < x < 1$ ). According to the stoichiometry theory for semiconductors,  $\text{TiO}_{2-x}$  belongs to an n-type semiconductor with a narrow bandgap compared to  $\text{TiO}_2$ ,<sup>57,66</sup> and the electrons in  $\text{TiO}_{2-x}$  are easily excited from the valence band to the conduction band to form holes and carriers. Therefore,  $\text{TiO}_{2-x}$  can absorb visible light to show color (Fig. 2f), and the electron conductivity of  $\text{TiO}_{2-x}$  is strengthened compared to that of intrinsic  $\text{TiO}_2$ .<sup>65</sup> Furthermore, the Fermi level could be upshifted by transforming the intrinsic semiconductor to an n-type semiconductor, which is desired for reducing the overpotential of the  $\text{NO}_3^-$ RR, as discussed in section 2.2. On the other hand, the electron conductivity of  $\text{TiO}_2$  can also be modified by heteroatom doping. By controlling the doping pattern, intrinsic  $\text{TiO}_2$  can be transformed to an n- or p-type semiconductor.<sup>57,67</sup> The bandgap, electron conductivity, and the Fermi level could be regulated subsequently.

## 4. Nitrate-to-ammonia conversion performance of Ti-based nanocatalysts

### 4.1. Metallic Ti-based electrocatalysts

Considering that titanium exhibits a higher Fermi level, poor HER activity and high corrosion resistance, as discussed in section 3, some researchers tried to explore metallic Ti-based electrocatalysts for  $\text{NO}_3^-$ -to- $\text{NH}_3$  conversion.

Fajardo *et al.* studied the  $\text{NO}_3^-$ RR on a series of transition metals Ti, Fe, Co, Ni, Cu, Zn, and Sn by electroreduction of  $100 \text{ mg L}^{-1} \text{ NO}_3^-$ -N in 50 mM  $\text{Na}_2\text{SO}_4$  at  $20 \text{ mA cm}^{-2}$  and 360 min of treatment time. They found that the  $\text{NO}_3^-$  degradation on the above materials conformed to the pseudo-first-order characteristic. The selectivity of  $\text{N}_2$  for Ti is almost negligible, the  $\text{FE}_{\text{NH}_3}$  of Ti is close to those of Co and Fe and higher than those of Ni, Cu, Zn and Sn, and the reaction kinetics of Ti is even comparable to that of Pt. The above results suggest that  $\text{NH}_3$  generation on Ti is electrocatalytically preferential over  $\text{N}_2$  evolution.<sup>36</sup> To further reveal the rule of the  $\text{NO}_3^-$ RR on Ti, McEnaney *et al.* systematically studied the effect of pH, nitrate concentration, and applied potential on the  $\text{FE}_{\text{NH}_3}$  of the  $\text{NO}_3^-$ RR on the Ti electrode. The heatmaps constructed by an entire grid of electrolyte conditions and  $\text{FE}_{\text{NH}_3}$  shown in Fig. 3a suggest that (1) more extreme pH values give significantly higher total current densities than those of moderate pH, (2) lower pH generally corresponds to higher  $\text{FE}_{\text{NH}_3}$ , and (3) in moderate base and moderate acid electrolytes, moderate



**Fig. 3** (a) Heatmap plots at four distinct pH values showing faradaic efficiency to  $\text{NH}_3$  by varying applied potentials and nitrate concentrations. Each grid block displays the data from a 30 min potentiostatic experiment performed at the indicated pH, nitrate concentration, and applied potential.<sup>13</sup> Reproduced from ref. 13 with permission from American Chemical Society, copyright 2020. (b) Ti atomic percentages of the Ti foil cathode after the  $\text{NO}_3^-$  RR obtained from the EXAFS modeling. (c) Faradaic efficiencies toward the production of ammonia, nitrite, and hydrogen gas on unamended Ti and  $\text{TiH}_2/\text{Ti}$  electrodes.<sup>38</sup> Reproduced from ref. 38 with permission from American Chemical Society, copyright 2022. (d) SEM images the cross section of a Ti hollow fiber electrode at different magnifications; (e) gas flow configurations of the working electrode compartment; (f) performance of Ti hollow fiber electrodes for the electrochemical reduction of  $\text{NO}_3^-$  to  $\text{NH}_3$  in 0.1 M  $\text{HClO}_4$  using 50 mM  $\text{KNO}_3$ ; potential- and Ar flow rate-dependent (g) faradaic efficiency and (h) production rate toward ammonia.<sup>37</sup> Reproduced from ref. 37 with permission from the Royal Society of Chemistry, copyright 2022.

nitrate concentrations (between 0.025 and 0.2 M  $\text{NO}_3^-$ ) generate higher  $\text{FE}_{\text{NH}_3}$ . According to the above results, the authors used an electrolytic cell constructed by using a Nafion membrane divider with 0.1 M  $\text{HNO}_3$ /0.3 M  $\text{KNO}_3$  electrolyte for the  $\text{NO}_3^-$  RR, and achieved the highest  $\text{FE}_{\text{NH}_3}$  of 82%. Importantly, the authors first revealed that titanium hydride ( $\text{TiH}_x$ ) is generated on the Ti electrode after the reaction.<sup>13</sup> Subsequently, Liu *et al.* focused on this issue and utilized highly surface-sensitive techniques such as *ex situ* grazing-incidence X-ray diffraction (GIXRD) and total electron yield X-ray absorption spectroscopy (TEY XAS) to deeply elucidate the self-reconstruction of metallic Ti foil. The GIXRD result suggests that  $\alpha$ -Ti was the primary phase of unamended Ti foil; the diffraction patterns for  $\text{TiH}_x$  appeared after the  $\text{NO}_3^-$  RR was performed at  $-0.6$  V vs. RHE in 0.1 M  $\text{HClO}_4$  + 0.8 mM  $\text{KNO}_3$ . The quantitative analysis of Ti K-edge TEY XAS measurements further suggested that more negative applied potential and longer applied durations promoted near-surface  $\text{TiH}_2$  enrichment, as depicted in Fig. 3b. The electrochemical  $\text{NO}_3^-$  RR performance of unamended Ti and preformed  $\text{TiH}_2/\text{Ti}$  electrodes was assessed with 30 min chronoamperometry experiments at  $-0.4$ ,  $-0.6$ ,  $-0.8$ , and  $-1.0$  V vs. RHE in 1 M  $\text{NaClO}_4$  + 10 mM  $\text{HNO}_3$ , GIXRD of unamended Ti electrodes after such a short-time chronoamperometry showed that self-reconstruction could not be observed, and the  $\text{NO}_3^-$  RR performance of unamended Ti could be attributed to the intrinsic Ti foil. Surprisingly, the  $\text{FE}_{\text{NH}_3}$ ,  $\text{FE}_{\text{NO}_2^-}$  and  $\text{FE}_{\text{H}_2}$  of unamended Ti and preformed  $\text{TiH}_2/\text{Ti}$  electrodes depicted in Fig. 3c followed a similar trend with almost

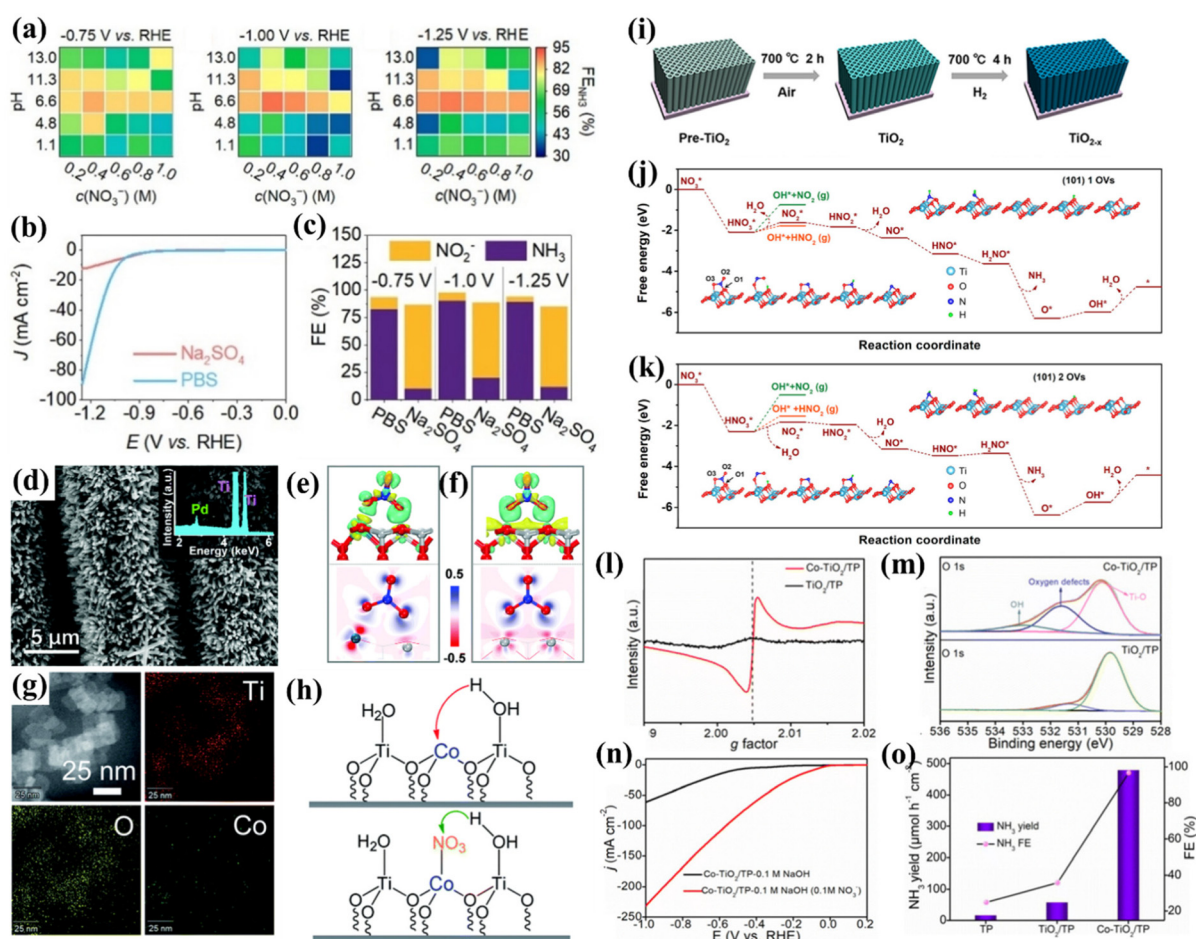
identical partial current densities of  $\text{NH}_3$ .<sup>38</sup> Thus, the mystery of whether the active species of the metallic Ti electrode for the  $\text{NO}_3^-$  RR is Ti, Ti hydride, or a combination of species remains under debate, and the above two studies remind us that the self-reconstruction during the  $\text{NO}_3^-$  RR cannot be neglected, even if Ti-based materials are usually regarded as stable components. It should be highlighted that the near-surface structure is important for the  $\text{NO}_3^-$  RR.

A representative study about electrochemical  $\text{NO}_3^-$ -to- $\text{NH}_3$  conversion on metallic Ti-based nanomaterials reported by Krzywdy *et al.* suggested that a tubular porous Ti electrode prepared by dry-wet spinning exhibited interesting catalytic behaviors. The as-prepared Ti electrode exhibited uniform pore distribution over the entire length of the fiber (Fig. 3d and e). They introduced a flow of inert gas exiting the wall of the hollow fiber electrode (Ar flow through the hollow fiber electrode from the inside to the outside, denoted as flow-through conditions), as illustrated in Fig. 3f. The current density of tubular porous Ti electrodes with flow-through conditions is higher than that with no-flow (Ar was introduced through an external sparging line next to a hollow fiber electrode) and vigorous magnetic stirring conditions. This result excluded the possibility that enhanced current density originated from the bubbling induced convective flow. Although the flow-through conditions decreased the  $\text{FE}_{\text{NH}_3}$  (Fig. 3g), the yield rates and partial current densities of  $\text{NH}_3$  eventually improved (Fig. 3h). The authors suggested that the flow-through conditions promote the transport of protons and nitrate towards the elec-

trode, thus increasing the catalytic current density. However, the flow-through conditions take NO and N<sub>2</sub>O away from the solution, promote the homogeneous reaction of NO<sub>2</sub><sup>−</sup> and NH<sub>2</sub>OH to NO and N<sub>2</sub>O, hinder the consecutive electrochemical reduction of NO<sub>2</sub><sup>−</sup> and NH<sub>2</sub>OH towards NH<sub>3</sub>, and eventually result in a decrease of FE<sub>NH<sub>3</sub></sub>.<sup>37</sup> Furthermore, Tarpeh *et al.* constructed a representative flow-cell configuration with a polycrystalline titanium electrode for the NO<sub>3</sub><sup>−</sup>RR and revealed that NO<sub>2</sub><sup>−</sup> and NH<sub>3</sub> accounted for almost all NO<sub>3</sub><sup>−</sup>RR products, the selectivity was flow rate dependent, and NH<sub>3</sub> was favored at the lowest flow rate. The above results suggested that the NO<sub>3</sub><sup>−</sup>RR was subject to mass transport limitations.<sup>68</sup>

## 4.2. TiO<sub>2</sub>-based electrocatalysts

TiO<sub>2</sub> is suitable as a substrate for loading active materials due to its low cost, non-toxic nature and corrosion resistance. The electrons in TiO<sub>2</sub> can be excited from the valence band to the conduction band, and the electrons and holes are able to diffuse to the semiconductor surface for participating in the reaction; thus, modulating the valence electronic structure is an alternative for narrowing the bandgap and improving the electron conductivity of intrinsic TiO<sub>2</sub>. In this section, three common strategies for modulating the NO<sub>3</sub><sup>−</sup>-to-NH<sub>3</sub> conversion performances of TiO<sub>2</sub>-based nanomaterials including heteroatom doping, creating oxygen vacancies and heterostructures will be introduced.



**Fig. 4** (a) Heatmaps of FE<sub>NH<sub>3</sub></sub> in electrolyte solution with different NO<sub>3</sub><sup>−</sup> concentrations and pH values under three applied potentials; comparison of NO<sub>3</sub><sup>−</sup>RR activities in 1.0 M PBS and 1.0 M Na<sub>2</sub>SO<sub>4</sub> with 0.4 M KNO<sub>3</sub>, (b) LSV curves, (c) FE<sub>NH<sub>3</sub></sub>,<sup>39</sup> reproduced from ref. 39 with permission from Wiley-VCH, copyright 2022; (d) SEM images and the EDX spectrum (inset) of Pd/TiO<sub>2</sub> nanoarrays; (e and f) 3D and 2D electron density difference mappings for the optimized (e) Pd/TiO<sub>2</sub>-NO<sub>3</sub><sup>−</sup> and (f) TiO<sub>2</sub>-NO<sub>3</sub><sup>−</sup> structures;<sup>40</sup> reproduced from ref. 40 with permission from the Royal Society of Chemistry, copyright 2021; (g) EDS elemental mapping images of Co/TiO<sub>2</sub> NSs; (h) proposed hydrogen-activated routes and the corresponding hydrogen acceptors in the HER and NO<sub>3</sub><sup>−</sup>RR processes;<sup>41</sup> reproduced from ref. 41 with permission from the Royal Society of Chemistry, copyright 2022; (i) schematic illustration for TiO<sub>2-x</sub> synthesis; calculated free energy changes of the nitrate reduction reaction on the TiO<sub>2</sub> (101) surface with (j) one, and (k) two oxygen vacancies in one 1 × 3 slab at 0 V vs. RHE,<sup>65</sup> reproduced from ref. 65 with permission from American Chemical Society, copyright 2020; (l) EPR spectra and (m) O 1s regions of Co-TiO<sub>2</sub>/TP and TiO<sub>2</sub>/TP; (n) LSV curves of Co-TiO<sub>2</sub>/TP in 0.1 M NaOH with and without 0.1 M NO<sub>3</sub><sup>−</sup>; (o) NH<sub>3</sub> yields and FEs of Co-TiO<sub>2</sub>/TP, TiO<sub>2</sub>/TP, and bare TP at −0.5 V vs. RHE.<sup>42</sup> Reproduced from ref. 42 with permission from The Royal Society of Chemistry, copyright 2022.

Firstly, the electrochemical  $\text{NO}_3^-$ -to- $\text{NH}_3$  conversion behavior of intrinsic  $\text{TiO}_2$  must be clarified. Xu *et al.* synthesized anatase  $\text{TiO}_2$  and systematically studied its  $\text{NO}_3^-$ -RR behavior affected by electrolytic conditions, including pH values, nitrate concentration, and the type of electrolyte. The heatmap in Fig. 4a shows that the relationship between  $\text{FE}_{\text{NH}_3}$  and the  $\text{NO}_3^-$  concentration exhibits an approximate volcano shape, and the relationship between  $\text{FE}_{\text{NH}_3}$  and the pH of the electrolyte also obeys a similar tendency. According to the heatmap, higher  $\text{FE}_{\text{NH}_3}$  could be achieved in neutral media of 0.4 M  $\text{KNO}_3$  + 1.0 M PBS (pH = 6.6), unlike metallic Ti, which is more inclined to produce  $\text{NH}_3$  in acidic electrolytes (Fig. 3e). This phenomenon demonstrates that  $\text{NO}_3^-$ -RR behaviors on both metallic Ti and  $\text{TiO}_2$  are pH-sensitive. To further understand the insightful effect of the electrolyte, the electrolyte was switched into another neutral solution of 0.4 M  $\text{KNO}_3$  + 1.0 M  $\text{Na}_2\text{SO}_4$  (pH = 6.7). Fig. 4b and c suggest that  $\text{TiO}_2$  displayed a much lower catalytic current density,  $\text{FE}_{\text{NH}_3}$ , and partial current density of  $\text{NH}_3$  in an electrolyte of 0.4 M  $\text{KNO}_3$  + 1.0 M  $\text{Na}_2\text{SO}_4$ . To reveal the essence of this phenomenon, the authors tested the pH values of two electrolytes after 30 min electrolysis. Consequently, PBS only increased 0.3 pH units while in  $\text{Na}_2\text{SO}_4$  solution the pH drastically increased from 7 to 13. Therefore, the pH of the electrolyte could be maintained in a suitable range for  $\text{NH}_3$  formation in the buffer. However, the pH of  $\text{Na}_2\text{SO}_4$  quickly ascended to an inferior area shown in Fig. 4a, which inhibited the  $\text{NH}_3$  formation. Moreover, the authors proposed that faster proton transport in PBS is responsible for the larger catalytic current density. This effect could increase the proton concentration on the electrode surface and facilitate the hydrogenation of  $\text{NO}_3^-$  to  $\text{NH}_3$ .<sup>39</sup> This study preliminarily revealed the  $\text{NO}_3^-$ -RR behavior on  $\text{TiO}_2$  and demonstrated optimal electrochemical conditions for electrochemical  $\text{NO}_3^-$ -to- $\text{NH}_3$  conversion using  $\text{TiO}_2$  as an electrocatalyst.

**4.2.1. Heteroatom doping.** Heteroatom doping modifies the valence electronic structure of  $\text{TiO}_2$  by elemental interaction, which is a straightforward strategy for modulating the electrochemical performances.

A representative study of heteroatom doping is presented by Guo *et al.*, who successfully doped Pd atoms into  $\text{TiO}_2$  (Fig. 4d) for  $\text{NO}_3^-$ -to- $\text{NH}_3$  conversion. They proved that the lattice stress caused by doping Pd atoms into the  $\text{TiO}_2$  phase creates dislocations and distortions forming the active sites of the catalytic reactions. DFT studies revealed that the HOMO of  $\text{NO}_3^-$  is located at the O atoms. Fig. 4(e and f) further illustrate that the introduction of Pd atoms makes the electrons of  $\text{TiO}_2$  transfer to Pd atoms, forming an electron-rich accumulation on Pd, promoting electron transfer to the oxygen atoms of nitrate ions, and eventually accelerating the dissociation of the N–O bond. Meanwhile, a novel Zn-nitrate cell system was assembled for the first time based on the Pd/ $\text{TiO}_2$  catalyst as the cathode and metal Zn as the anode. The battery delivers remarkable dual functions, *i.e.*, it generates electricity and produces  $\text{NH}_3$  at the same time with a peak power density of 0.87  $\text{mW cm}^{-2}$  and a high  $\text{FE}_{\text{NH}_3}$  of 81.3%. This study demonstrated the feasibility of the galvanic nitrate-based cell, which

broadens the field of Zn-based batteries.<sup>40</sup> Xu *et al.* synthesized Co(II)-decorated  $\text{TiO}_2$  nanosheets (Fig. 4g) exhibiting excellent nitrate performance with an FE and  $\text{NH}_3$  yield of 97.4% and 0.348  $\text{mmol cm}^{-2} \text{ h}^{-1}$  respectively in 1.0 M phosphate buffer solution (PBS, pH = 6.53). The inhibited HER mechanism was also investigated. They demonstrated a proton pumping mechanism for thermodynamically facilitating proton transfer in the presence of nitrate as follows: in the HER, the hydrogen/proton acceptor should be the Co atoms on Co/ $\text{TiO}_2$  NSs, while the hydrogen/proton acceptor switches into the N/O atoms of nitrate adsorbed on the Co sites in the  $\text{NO}_3^-$ -RR, and Ti serves as active sites for water dissociation, as depicted in Fig. 4h. Due to the negative charge and delocalized conjugated  $\pi$  electron cloud on  $\text{NO}_3^-$ , the barrier of proton transportation from  $\text{H}_2\text{O}$  to  $\text{NO}_3^-$  (0.508 eV) is much lower than that to  $\text{Co}^{2+}$  (0.805 eV), thus the HER could spontaneously switch to the  $\text{NO}_3^-$ -RR and the energy input for the  $\text{NO}_3^-$ -RR could be lowered simultaneously.<sup>41</sup>

**4.2.2. Oxygen vacancy.** The OVs, as an anionic defect, provide electrons to the catalyst surface and endow the lattice oxygen with a higher electron density, making it easier to participate in the catalytic reaction. OVs are easy to form on  $\text{TiO}_2$  and they can vary the coordinative structure and the valence state of Ti on the surface (as discussed in section 3.2). Creating OVs is also a common strategy for optimizing the electronic structure of  $\text{TiO}_2$ . Moreover, the increase of OVs in  $\text{TiO}_2$  is closely related to the  $\text{NO}_3^-$ -RR activity.

Jia *et al.* synthesized oxygen vacancy-enriched  $\text{TiO}_{2-x}$  nanotubes by hydrogen reduction (Fig. 4i) and the as-prepared  $\text{TiO}_{2-x}$  nanotubes were regarded as an efficient electrocatalyst for  $\text{NO}_3^-$ -to- $\text{NH}_3$  conversion. DFT calculations suggested that introducing OVs on the surface of  $\text{TiO}_2$  resulted in the occupation of excess 3d electrons of Ti, and the Fermi level could be moved into the conduction band minimum, eventually giving rise to the metallic behavior of  $\text{TiO}_{2-x}$  and then improving the electron conductivity. This study revealed that OVs are the adsorption sites filled by the oxygen atoms in nitrate, which weaken the N–O bonding. By comparing the Gibbs free energy diagram of  $\text{TiO}_2$  (101) with one and two vacancies, the latter needed a higher reaction barrier for the formation of  $\text{HNO}_2$  (Fig. 4j and k), thus suppressing the generation of byproducts.<sup>65</sup>

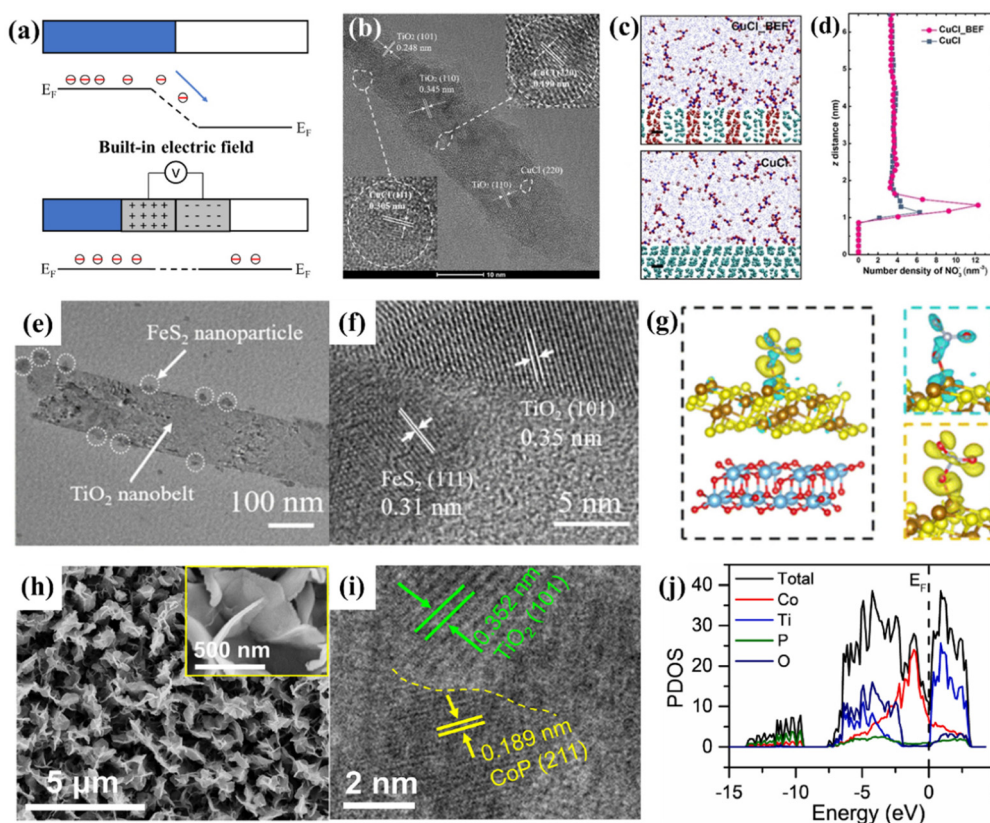
The enhancement of oxygen vacancies by metal doping has also received much attention. Song *et al.* utilized electrochemical anodic oxidation and electrodeposition to synthesize a highly dispersed Cu-doped  $\text{TiO}_2$  nanotube array (Cu/TNTA) cathode with a high electrocatalytic  $\text{NO}_3^-$ -RR efficiency and long-term stability. They discovered that just doping trace amounts of Cu into  $\text{TiO}_2$  could activate more OVs during the  $\text{NO}_3^-$ -RR process. The OVs highly promoted charge transfer between the  $\text{NO}_3^-$  and the electrocatalyst, thus reducing the energy barrier of the  $\text{NO}_3^-$ -RR, eventually reducing the overpotential required for triggering the  $\text{NO}_3^-$ -RR and improving the yield rate of  $\text{NH}_3$  and  $\text{FE}_{\text{NH}_3}$ .<sup>69</sup> Similarly, Yu's group synthesized a unique structure of Cu clusters homogeneously supported on  $\text{TiO}_2$  nanosheets with abundant OVs ( $10\text{Cu}/\text{TiO}_{2-x}$ ).

DFT calculations suggested that OV should be the strong adsorption sites of  $\text{NO}_3^-$ . The N–O bond of  $\text{NO}_3^-$  breaks automatically during the adsorption process, and the by-products of  $\text{NO}_2$  or  $\text{HNO}_2$  are suppressed by OVs with higher reaction barriers, suggesting that the positive effect of interfacial OVs optimized the  $\text{NO}_3^-$ RR on  $10\text{Cu}/\text{TiO}_2\text{-x}$ .<sup>70</sup> Zhao *et al.* skillfully utilized  $\text{Na}_2\text{Ti}_2\text{O}_5$  grown on a Ti plate as a precursor to prepare  $\text{CoTi}_2\text{O}_5$  by an ion exchange strategy, and then the Co-doped  $\text{TiO}_2$  nanoribbon array grown on the Ti plate ( $\text{Co-TiO}_2/\text{TP}$ ) was achieved by Ar-annealing of  $\text{CoTi}_2\text{O}_5$ . XRD patterns suggested that Co in the lattice of  $\text{TiO}_2$  reduced the crystal quality. Moreover, the EPR and XPS results verified that OVs were introduced into  $\text{TiO}_2$  after Co doping (Fig. 4l and m). DFT calculations revealed that  $\text{Co-TiO}_2$  shows a higher impurity level near the Fermi level compared to  $\text{TiO}_2$ , which facilitates charge transfer at the interface. Co doping and OVs also reduced the Gibbs free energy barrier from  $^*\text{NO}$  to  $^*\text{N}$ , which was regarded as a potential determining step in these systems. These advantages enabled  $\text{Co-TiO}_2/\text{TP}$  to attain an improved onset potential compared to  $\text{TiO}_2/\text{TP}$ , a large  $\text{NH}_3$  yield of

$1127 \mu\text{mol h}^{-1} \text{cm}^{-2}$  at  $-0.9 \text{ V}$  and a high  $\text{FE}_{\text{NH}_3}$  of 98.2% at  $-0.5 \text{ V}$  vs. RHE (Fig. 4n and o).<sup>42</sup>

The above Cu/Co induced OVs generated in  $\text{TiO}_2$  could be attributed to the charge difference between  $\text{Cu}^{2+}/\text{Co}^{2+}$  and  $\text{Ti}^{4+}$ . Doping  $\text{Cu}^{2+}/\text{Co}^{2+}$  into the  $\text{TiO}_2$  lattice must create OVs to compensate for the missing positive charge while remaining charge neutral.<sup>71</sup>

**4.2.3. Heterostructure.** Stacking any two dissimilar materials with different Fermi levels (work functions,  $\Phi$  shown in Fig. 1c) to form a heterostructure could form a built-in electric field (BEF). As shown in Fig. 5a, the Fermi level (or work function) represents the electrochemical potential of electrons in the materials, and the difference in Fermi levels results in electrons crossing the heterostructure from the material with a higher Fermi level to the other to form a BEF until their Fermi levels reach equilibrium. Therefore, the electronic interaction that originated from the rectifying effect can also effectively modify the valence electronic structure of  $\text{TiO}_2$ -based materials. Based on the above discussions, a series of studies achieved impressive results.



**Fig. 5** (a) The formation of a built-in electric field at the heterostructure composed of two components with different Fermi levels. (b) Representative HRTEM image of  $\text{CuCl\_BEF}$ . (c) Molecular dynamics simulation of  $\text{CuCl}$  and  $\text{CuCl\_BEF}$  in  $\text{KNO}_3$  ( $100 \text{ mg L}^{-1}$ ) solution. Scale bar,  $0.5 \text{ nm}$ . (d) Distribution of  $\text{NO}_3^-$  along the  $z$ -axis electrode distance based on the molecular dynamics simulation.<sup>72</sup> Reproduced from ref. 72 with permission from Wiley-VCH, copyright 2022. (e) TEM and (f) HRTEM images of  $\text{FeS}_2/\text{TiO}_2/\text{TP}$ . (g) Charge density difference of  $\text{FeS}_2/\text{TiO}_2$  with adsorbed  $\text{NO}_3^-$ , where yellow and cyan color indicate electron accumulation and depletion, respectively, and the isosurface values are set to  $0.000213 \text{ \AA}^{-3}$ .<sup>73</sup> Reproduced from ref. 73 with permission from The Royal Society of Chemistry, copyright 2022. (h) SEM images and (i) HRTEM images of  $\text{CoP}/\text{TiO}_2$ . (j) Calculated PDOS of  $\text{CoP}/\text{TiO}_2$ .<sup>76</sup> Reproduced from ref. 76 with permission from Elsevier, copyright 2022.

Sun *et al.* stacked CuCl (111) and rutile TiO<sub>2</sub> (110) layers together (Fig. 5b), a BEF could be induced by electron transfer from TiO<sub>2</sub> to CuCl due to the difference in their Fermi levels, and the BEF strength was roughly estimated to be  $8 \times 10^8$  V m<sup>-1</sup>. Molecular dynamics simulation and finite element analysis suggested that the BEF accumulated NO<sub>3</sub><sup>-</sup> in the diffusion layer near the surface of the electrocatalyst (Fig. 5c and d). This study demonstrated that the BEF increased the free energy of \*ON, resulting in a great decrease of Δ*G* of the potential determining step. This phenomenon could be elucidated as the BEF resulted in electron richer Cu(i), which suppressed the electron donation from \*NO but facilitated the back donation to the π\* anti-bonding orbital of \*NO, thus, destabilizing the N–O bond of \*NO. The above advantages endowed the heterostructure with an NH<sub>3</sub> selectivity of 98.6% and a yield rate of 1.82 mg h<sup>-1</sup> cm<sup>-2</sup> at -1.0 V vs. RHE in 100 mg L<sup>-1</sup> NO<sub>3</sub><sup>-</sup> + 0.5 M Na<sub>2</sub>SO<sub>4</sub>.<sup>72</sup>

Wang *et al.* reported a heterostructure of an FeS<sub>2</sub> nanoparticle-decorated TiO<sub>2</sub> nanobelt array supported on a titanium plate (FeS<sub>2</sub>@TiO<sub>2</sub>/TP), as depicted in Fig. 5e and f. They proved that the abundant heterostructures endowed FeS<sub>2</sub>@TiO<sub>2</sub>/TP with excellent electrocatalytic performance with an NH<sub>3</sub> yield of 860.3 mmol h<sup>-1</sup> cm<sup>-2</sup> and a FE<sub>NH<sub>3</sub></sub> of 97% at -0.4 V vs. RHE in 0.1 M NaOH + 0.1 M NO<sub>3</sub><sup>-</sup>. Furthermore, they elucidated the positive effect of the FeS<sub>2</sub>@TiO<sub>2</sub> heterostructure by DFT studies. The charge density difference and partial density of states suggested that the electrons were spontaneously transferred from TiO<sub>2</sub> to FeS<sub>2</sub> (Fig. 5g). The corresponding charge accumulation and depletion endowed the FeS<sub>2</sub>@TiO<sub>2</sub> interface with local nucleophilic and electrophilic regions, thus favoring the adsorption of targeted species. Moreover, such a heterostructure achieves the targeted adsorption of molecules by electrostatic interaction, promoting the charge transfer between the active site and the O atom of NO<sub>3</sub><sup>-</sup>, resulting in the activation of the N–O bond.<sup>73</sup> Similar results are obtained for the CoS<sub>2</sub>@TiO<sub>2</sub>/TP heterostructure synthesized by Zhao *et al.* They utilized XPS to prove the electron transfer from TiO<sub>2</sub> to CoS<sub>2</sub>, and the heterostructure eventually resulted in an improved electrocatalytic performance of CoS<sub>2</sub>@TiO<sub>2</sub>/TP with a high FE<sub>NH<sub>3</sub></sub> and NH<sub>3</sub> yield rate of 92.80% and 538.21 mmol h<sup>-1</sup> cm<sup>-2</sup>, respectively.<sup>74</sup>

Based on the conclusion that CoP is proven to be an effective and stable electrocatalyst for NO<sub>3</sub><sup>-</sup>-to-NH<sub>3</sub> conversion,<sup>75</sup> Deng *et al.* designed a heterostructure of CoP/TiO<sub>2</sub>@TP, as depicted in Fig. 5h and i. Interestingly, XPS proved that the BEF of the CoP/TiO<sub>2</sub> heterostructure was established by the electrons transferring from CoP to TiO<sub>2</sub>, which is reversed for the heterostructures mentioned above. This phenomenon should be attributed to the fact that CoP exhibits the metallic character of a continuous electron occupation state at the Fermi level, and the work function of CoP should be lower than that of TiO<sub>2</sub> with semiconductor properties. Moreover, the heterostructure displayed an impurity level near the Fermi level compared with CoP and TiO<sub>2</sub>, indicating that more charge carriers were created (Fig. 5j), thereby enhancing the electron conductivity of CoP/TiO<sub>2</sub>. The Gibbs free energy

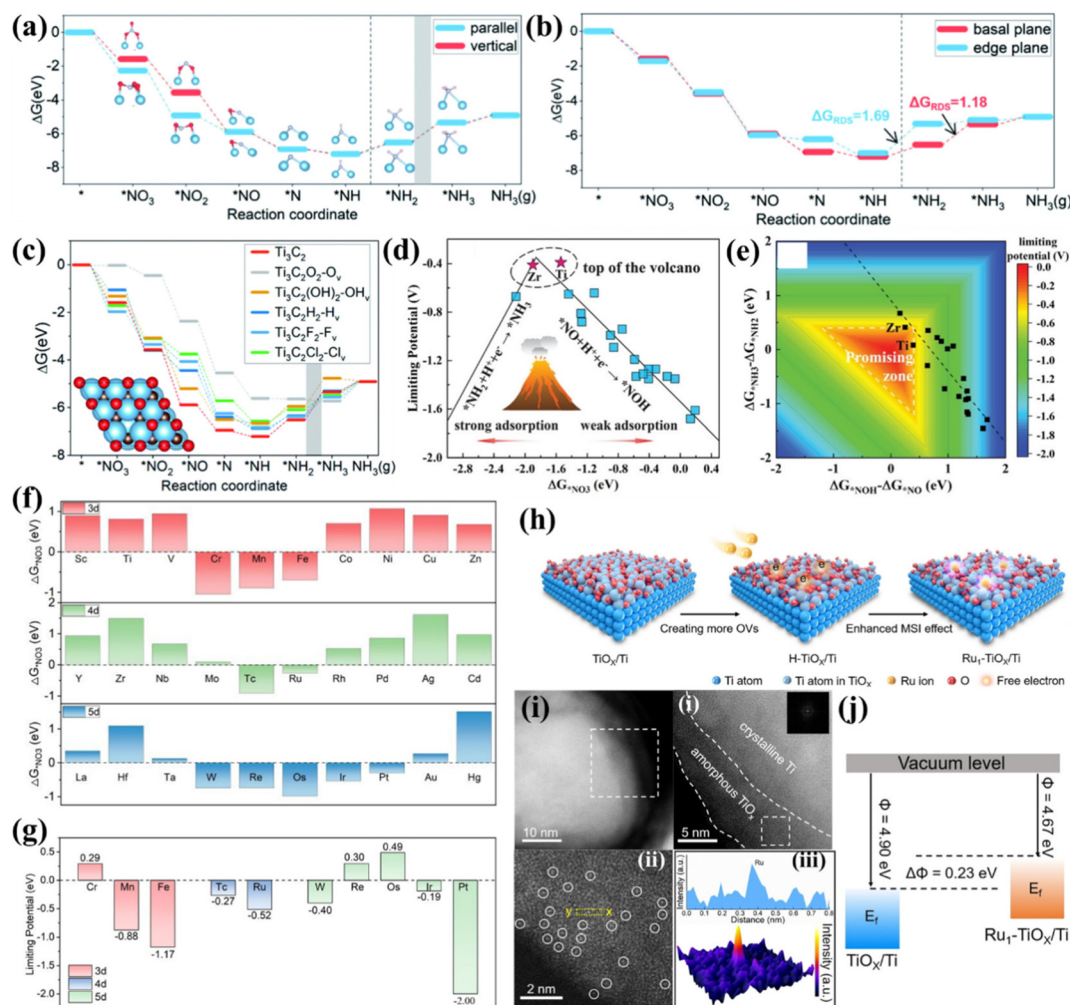
diagram suggested that the potential-determining step of conversion of NO<sub>3</sub><sup>-</sup> to \*NO<sub>3</sub> presented a lower energy barrier in the CoP/TiO<sub>2</sub> heterostructure. Therefore, such CoP/TiO<sub>2</sub>@TP attained an excellent FE<sub>NH<sub>3</sub></sub> of 95.0% with a large NH<sub>3</sub> of 499.8 μmol h<sup>-1</sup> cm<sup>-2</sup>.<sup>76</sup>

#### 4.3. New generation Ti-based MXene and single atomic catalysts

In addition to the traditional metallic Ti- and TiO<sub>2</sub>-based nanomaterials, MXene attracts much attention in electrocatalysis. Moreover, single atomic catalysts (SACs) are emerging as fantastic materials due to their ultra-high active site utilization and outstanding catalytic activity. Therefore, developing Ti-based MXene and SACs for electrochemical NO<sub>3</sub><sup>-</sup>-to-NH<sub>3</sub> conversion could be a prevailing trend, although related studies are still rarely reported. In this section, we summarized some preliminary experimental and theoretical achievements of Ti-based MXene and SACs for the NO<sub>3</sub><sup>-</sup>RR and hope to provide inspiration for designing novel Ti-based electrocatalysts.

**4.3.1. Ti-based MXene for the NO<sub>3</sub><sup>-</sup>RR.** Transition metal carbides, nitrides, and carbonitrides with 2D structures, known as MXenes, were first reported in 2011 and received much attention due to their advantages of large surface area, structural flexibility, and surface tunable chemistry.<sup>77</sup> MXenes are commonly synthesized by top-down etching of layered ternary MAX phases with the formula M<sub>n+1</sub>AX<sub>n</sub> (*n* = 1–4) as precursors. Here, “M” represents early transition metals, “A” is the elements of group 13–14, and “X” is C or/and N. In the MAX precursors, the edge-sharing octahedron of [MX<sub>6</sub>] extends laterally to form an “M–X” layer, while “A” layers are located on both sides of the “M–X” structures to form a sandwich-like structure. By removing the “A” layers from the MAX phase, 2D MXenes with alternately arranged structures “M” and “X” were formed. Moreover, -F, -OH, -Cl could also be coordinated to the surface of the M layer to form abundant surface terminations (denoted as T<sub>x</sub>). Therefore, MXene is always written as M<sub>3</sub>C<sub>2</sub>T<sub>x</sub>.<sup>78</sup> Ti<sub>3</sub>C<sub>2</sub>T<sub>x</sub> is the most widely studied MXene.

Li's group investigated the possible mechanism and catalytic activity of electrochemical NO<sub>3</sub><sup>-</sup>-to-NH<sub>3</sub> conversion on Ti<sub>3</sub>C<sub>2</sub> MXene by theoretical calculations. They proposed that the reactive pathway of NO<sub>3</sub><sup>-</sup> → \*NO<sub>3</sub> → \*NO<sub>2</sub> → \*NO → \*N → \*NH → \*NH<sub>2</sub> → \*NH<sub>3</sub> → NH<sub>3</sub>(g) is thermodynamically preferable to that of NO<sub>3</sub><sup>-</sup> → \*NO<sub>3</sub> → \*NO<sub>2</sub> → \*NO → \*NOH → \*NHOH → \*NH → \*NH<sub>2</sub> → \*NH<sub>3</sub> → NH<sub>3</sub>(g). \*NO<sub>3</sub> and \*NO<sub>2</sub> prefer to adsorb on Ti<sub>3</sub>C<sub>2</sub> MXene in parallel adsorption modes due to the O atoms of \*NO<sub>3</sub> and \*NO<sub>2</sub> being inclined to bond with Ti, resulting in drastic distortion of \*NO<sub>3</sub> and \*NO<sub>2</sub> (Fig. 6a). Moreover, the Gibbs free energy suggests that the NO<sub>3</sub><sup>-</sup>RR prefers to occur on the basal plane rather than the edge plane of Ti<sub>3</sub>C<sub>2</sub> MXene because basal plane sites present lower energy barriers for the potential determining step (Fig. 6b). The termination effects of Ti<sub>3</sub>C<sub>2</sub>T<sub>2</sub> (T = O, OH, H, Cl, F, representing the terminal atoms located at the surface of Ti<sub>3</sub>C<sub>2</sub> MXene) for NO<sub>3</sub><sup>-</sup>-to-NH<sub>3</sub> conversion were also elucidated in detail. As illustrated in Fig. 6c, the NO<sub>3</sub><sup>-</sup>RR is more competitive than the HER on the O-terminated Ti<sub>3</sub>C<sub>2</sub>O<sub>2</sub> with OVs



**Fig. 6** (a) Gibbs free energy diagram of  $\text{NO}_3^-$ -to- $\text{NH}_3$  on  $\text{Ti}_3\text{C}_2$  in vertical and parallel  $^*\text{NO}_3$  adsorption modes. The grey zone means that  $^*\text{NH}_2 \rightarrow ^*\text{NH}_3$  is the RDS. (b) Gibbs free energy diagram of  $\text{NO}_3^-$ -to- $\text{NH}_3$  on the basal plane and edge plane of  $\text{Ti}_3\text{C}_2$ . (c) Gibbs free energy diagram of the reaction pathway of  $\text{Ti}_3\text{C}_2\text{T}_2\text{-T}_v$ , and the grey zone highlights the step  $^*\text{NH}_2 \rightarrow ^*\text{NH}_3$  as the RDS.<sup>79</sup> Reproduced from ref. 79 with permission from The Royal Society of Chemistry, copyright 2022. (d)  $\text{NO}_3^-$ -RR volcano plot of TM/g-CN with a descriptor of  $\Delta G_{+\text{NO}_3}$ . (e) Contour plot of limiting potential as a function of two potential-determining steps ( $^*\text{NO} + \text{H}^+ + \text{e}^- \rightarrow ^*\text{NOH}$  and  $^*\text{NH}_2 + \text{H}^+ + \text{e}^- \rightarrow ^*\text{NH}_3$ ). The promising zone is highlighted.<sup>44</sup> Reproduced from ref. 44 with permission from Wiley-VCH, copyright 2020. (f) Gibbs free energy change of  $\text{NO}_3^-$  absorption on  $\text{Ti}_3\text{C}_2\text{O}_2\text{-TM}_{\text{SA}}$ . (g) Summary of limiting potentials on  $\text{Ti}_3\text{C}_2\text{O}_2\text{-TM}_{\text{SA}}$ .<sup>81</sup> Reproduced from ref. 81 with permission from Springer Nature, copyright 2023. (h) Schematic illustration of preparing the  $\text{Ru}_1\text{-TiO}_x/\text{Ti}$  electrode via an inherent surface oxide anchoring strategy. (i) (i and ii) Low-magnified HAADF-STEM images of  $\text{Ru}_1\text{-TiO}_x/\text{Ti}$ . (iii) Atomic-resolution HAADF-STEM image of  $\text{Ru}_1\text{-TiO}_x/\text{Ti}$ ; Ru single atoms are indicated by white circles. (iv) Line intensity profile (inset) taken along the yellow dashed rectangle in HAADF-STEM and the corresponding 3D surface intensity profile. (j) Schematic illustration of the work functions of  $\text{Ru}_1\text{-TiO}_x/\text{Ti}$  and  $\text{TiO}_x/\text{Ti}$ .<sup>82</sup> Reproduced from ref. 82 with permission from Wiley-VCH, copyright 2022.

(denoted as  $\text{Ti}_3\text{C}_2\text{O}_2\text{-O}_v$ ), and all free energy changes of  $\text{NO}_3^-$ -to- $\text{NH}_3$  on the  $\text{Ti}_3\text{C}_2\text{O}_2\text{-O}_v$  are negative, signifying that the termination effect of oxygen promotes the hydrogenation of nitrogen-containing intermediates.<sup>79</sup> Another study utilized  $\text{Ti}_3\text{C}_2\text{T}_x$  nanosheets as a promising molecular catalyst substrate. CuPc can be spontaneously dispersed on delaminated  $\text{Ti}_3\text{C}_2\text{T}_x$  to overcome their large  $\pi$ -conjugated stacking. The prepared CuPc@MXene exhibited a high yield rate and selectivity for  $\text{NH}_3$ , which is superior to other counterparts of FePc@MXene, NiPc@MXene, and CoPc@MXene. DFT calculations suggested that  $\text{NO}_3^-$ -to- $\text{NH}_3$  conversion tends to obey the ONH pathway

because the Gibbs free energy required only 0.27 eV to form  $^*\text{ONH}$ .<sup>80</sup>

**4.3.2. Ti-based SACs for the  $\text{NO}_3^-$ -RR.** Recently, SACs have become a frontier of research due to their outstanding catalytic performance and relatively simple coordinative structure. A typical structure of SACs denoted as  $\text{M-N}_x/\text{C}$  is a transition metal atomic site singly separated on nitrogen (N)-doped carbon (C)-based substrates.<sup>83–86</sup> Moreover, metallic oxides,<sup>87</sup> phosphides,<sup>88</sup> and sulfides<sup>89</sup> could also be used as substrates for anchoring the atomic metal sites. Recently, significant advances in SACs were achieved in water splitting and  $\text{CO}_2$

reduction. However, Ti-based SACs designed for  $\text{NO}_3^-$ -to- $\text{NH}_3$  conversion are currently rare. In this section, we summarized a theoretical prediction of the catalytic activity of Ti SAs and Ti-based substrates for anchoring the noble metal SAs, to provide some inspiration for the design of Ti-based SACs for the  $\text{NO}_3^-$ -RR.

Niu *et al.* established several transition metal atoms from Ti to Au supported on graphitic carbon nitrides (g-CN) as representatives (TM/g-CN) to study the  $\text{NO}_3^-$ -RR rule of SACs. They found that the adsorption energies of  $\text{NO}_3^-$  ( $\Delta G_{\text{NO}_3^-}$ ), protons ( $\Delta G_{\text{H}^+}$ ), and the  $\text{N}_2$  molecule ( $\Delta G_{\text{N}_2}$ ) on TM/g-CN exhibited periodic regulations. Furthermore, they proposed that the N-end pathway is the most reasonable on TM/g-CN because the N-end adsorption of NO presents the lowest energy. Based on the above reactive pathway, the performance criteria of limiting potential on TM/g-CN were evaluated. A volcano plot of limiting potential vs.  $\Delta G_{\text{NO}_3^-}$  on TM/g-CN was proposed. As shown in Fig. 6d, too strong adsorption of  $\text{NO}_3^-$  results in a larger energy barrier in the step from  $^*\text{NH}_2$  to  $^*\text{NH}_3$ . In contrast, too weak adsorption leads to a sluggish step from  $^*\text{NO}$  to  $^*\text{NOH}$ , and Ti/g-CN and Zr/g-CN stand exactly near the top of the volcano. Regarding selectivity, the large energy barriers prevented the formation of  $\text{NO}_2$ , NO,  $\text{N}_2\text{O}$ , and  $\text{N}_2$  on Ti/g-CN, guaranteeing a high  $\text{FE}_{\text{NH}_3}$  of Ti/g-CN. In addition, the linear scaling relationship between ( $\Delta G_{\text{NH}_3} - \Delta G_{\text{NH}_2}$ ) and ( $\Delta G_{\text{NOH}} - \Delta G_{\text{NO}}$ ) hinders the exploration of more effective electrocatalysts (Fig. 6e), hence, a critical strategy to break such a scaling relationship is desired.<sup>44</sup> Another study that predicts TM/g- $\text{C}_3\text{N}_4$  (TM = Sc to Au, except Tc, Cd, and Hg) for the  $\text{NO}_3^-$ -RR also proposes a similar volcano plot and suggests that Ti/g- $\text{C}_3\text{N}_4$  should be an ideal candidate with outstanding limiting potential and  $\text{FE}_{\text{NH}_3}$ .<sup>90</sup>

Recently, Ti-based MXene and oxides are also predicted to be suitable substrates for anchoring SAs. Wang *et al.* screened out 30 single transition metal atoms (3d: Sc–Zn, 4d: Y–Cd, and 5d: La–Hg) anchored on  $\text{Ti}_3\text{C}_2\text{O}_2$  by means of first principles calculations. They found that SAs with half-filled d orbitals (around  $d^5$ ) are favorable for  $\text{NO}_3^-$  activation due to high electronic states at the Fermi level (Fig. 6f). Further screening suggested that Cr, Re and Os SAs anchored on  $\text{Ti}_3\text{C}_2\text{O}_2$  present negative free energy changes in the whole  $\text{NO}_3^-$ -to- $\text{NH}_3$  conversion process and thus exhibit positive limiting potentials (Fig. 6g); hence, they are recognized as the most efficient candidates.<sup>66</sup>

An experimental study utilized Ti foil as a substrate to prepare binder-free monolithic single-atom electrodes (MSAEs). Metallic Ti inevitably undergoes oxidation in air to form a thin metal oxide layer ( $\text{TiO}_x$ ) with abundant dangling bonds and defects, thereby providing unique on-site hosts for the dispersion of SACs. A two-step annealing approach depicted in Fig. 6h was employed to successfully anchor Ru atoms into the  $\text{TiO}_x$  layer (Fig. 6i). The as-prepared MSAEs were named  $\text{Ru}_1\text{-TiO}_x/\text{Ti}$ . Anchoring of Ru atoms upshifted the Fermi level, as proven by the lower work function of  $\text{Ru}_1\text{-TiO}_x/\text{Ti}$  compared to  $\text{TiO}_x/\text{Ti}$ , as shown in Fig. 6j. This characteristic endowed  $\text{Ru}_1\text{-TiO}_x/\text{Ti}$  with much improved catalytic current

density and  $\text{FE}_{\text{NH}_3}$  at various applied potentials. The highest  $\text{FE}_{\text{NH}_3}$  and  $\text{NH}_3$  yield rate of 87.6% and  $22.2 \text{ mol g}^{-1}$  were respectively achieved at  $-0.3 \text{ V vs. RHE}$  for  $\text{Ru}_1\text{-TiO}_x/\text{Ti}$ .<sup>82</sup>

Although DFT studies predicted Ti-based SACs to be outstanding candidates as electrocatalysts for  $\text{NO}_3^-$ -to- $\text{NH}_3$  conversion, there is still a lack of experimental achievement to fulfill the above results. Further synthesis strategies and performance studies should be conducted.

## 5. Conclusion and perspective

Emerging “hydrogen economy” and “carbon neutralization” have caused  $\text{NH}_3$  to be regarded as a carbon-free fuel and a portable energy carrier, endowing the electrochemical nitrate reduction reaction for  $\text{NO}_3^-$ -to- $\text{NH}_3$  conversion with a new opportunity for “green ammonia” synthesis. Compared to noble metal-based electrocatalysts, Ti-based electrocatalysts mainly composed of metallic Ti- and  $\text{TiO}_2$ -based nanomaterials are attractive due to their inherent advantages of being nontoxic and cost-effective and having outstanding stability and HER inertness. Fundamental studies revealed that metallic Ti and  $\text{TiO}_2$  are more suitable for  $\text{NO}_3^-$ -to- $\text{NH}_3$  conversion over a wide pH range. Many strategies including morphological design, heteroatom doping, creation of OV, and the construction of heterostructures have been developed for reducing the overpotential while improving the  $\text{FE}_{\text{NH}_3}$ . To sum up, regulating the work function (for metallic Ti) or ionizing energy (for  $\text{TiO}_2$ ) to reduce the gap between the HOS and the LUMO of nitrogen-containing intermediates is essential for reducing the overpotential, modulating the d-band structure to optimize the binding energy of O- and N-containing intermediates is crucial for regulating the reactive route and faradaic efficiency of  $\text{NH}_3$ , and designing secondary active sites for splitting  $\text{H}_2\text{O}$  on Ti-based nanomaterials is also crucial for the hydrogenation of  $\text{NO}_3^-$  and consequent intermediates in neutral and alkaline electrolytes. In particular, since potential induced self-reconstruction exists for Ti-based electrocatalysts, the use of *in situ* characterization techniques is encouraged to reveal the real active sites for the  $\text{NO}_3^-$ -RR.

Finally, the difficulties and opportunities of Ti-based nanocatalysts for electrochemical  $\text{NO}_3^-$ -to- $\text{NH}_3$  conversion are discussed.

The large bandgap of  $\text{TiO}_2$  ( $\sim 3 \text{ eV}$ ) results in poor electronic conductivity which is the major reason for low electrochemical activity. Narrowing the bandgap of  $\text{TiO}_2$  is an essential strategy to solve the problem of electronic conductivity. Therefore, characterizing the bandgap by UV-Vis spectroscopy, UPS, or DFT calculations is suggested to be performed for  $\text{TiO}_2$ -based nanomaterials. Moreover, constructing metal/ $\text{TiO}_2$  heterostructures (such as  $\text{Ti}/\text{TiO}_2$ ) and *in situ* compositing the  $\text{TiO}_2$ -based nanomaterials with electronic conductive additives such as graphene, carbon nanotubes or acetylene black are effective strategies for solving the electronic conductivity issue. Recently, novel Ti-based MXenes with a large specific area and outstanding electron conductivity have been proposed as ideal

candidates for nitrate-to-ammonia conversion; thus developing Ti-based MXene electrocatalysts is an important development direction in the future.

The effect of lattice facets is rarely considered for Ti-based nanomaterials for the  $\text{NO}_3^-$ RR. Different lattice facets present unique atomic arrangements, signifying that the nanostructure with different exposed lattice facets exhibits disparate catalytic performance. Typically, high-index facets represent better catalytic activity. Therefore, exploring the effect of the lattice facets of Ti-based nanomaterials on the catalytic performance of the  $\text{NO}_3^-$ RR is important for designing Ti-based nanomaterials with desired exposed lattice facets, reducing the overpotential and improving the  $\text{FE}_{\text{NH}_3}$ .

Although heteroatom doping is a common modification strategy for inorganic materials, OV in  $\text{TiO}_2$  could also be simultaneously formed by doping metallic atoms with lower valence than  $\text{Ti}^{4+}$ . Therefore, doping-induced OV should be considered but unfortunately, they are often neglected.

In addition to  $\text{NH}_3$ , producing high value-added organic molecules with deeply reduced nitrogen functional groups (such as urea,<sup>91,92</sup> methylamine,<sup>93</sup> formamide,<sup>94</sup> glycine,<sup>95</sup> etc.) by electrochemical reduction of  $\text{NO}_3^-$  is also an emerging direction. Since  $\text{TiO}_2$ -based nanomaterials exhibit profound reduction ability of  $\text{NO}_3^-$ , some preliminary studies successfully coupled the  $\text{CO}_2$  reduction reaction and the  $\text{NO}_3^-$ RR on  $\text{TiO}_2$ -based nanomaterials to produce urea.<sup>91</sup> Zhang *et al.* revealed that constructing secondary active sites on  $\text{TiO}_2$  for adsorbing carbon-containing intermediates is a feasible strategy for the gC-N coupled reaction.<sup>92</sup>

We hope that this review will shed light on the exploration of Ti-based nanocatalysts and pave the way for low-cost and efficient Ti-based nanocatalysts to realize large-scale industrial applications.

## Conflicts of interest

The authors declare no competing financial interest.

## Acknowledgements

We appreciate the financial support from the National Key Research and Development Program of China (No. 2020YFC1909604), the Shenzhen Key Projects of Technological Research (JSGG20200925145800001) and the Shenzhen Science and Technology Program (CJGJZD20210408092801005).

## References

- 1 R. F. Service, Chemistry. New recipe produces ammonia from air, water, and sunlight, *Science*, 2014, **345**, 610.
- 2 Y. Ashida, K. Arashiba, K. Nakajima and Y. Nishibayashi, Molybdenum-catalysed ammonia production with samarium diiodide and alcohols or water, *Nature*, 2019, **568**, 536–540.
- 3 C. Tang and S. Z. Qiao, How to explore ambient electrocatalytic nitrogen reduction reliably and insightfully, *Chem. Soc. Rev.*, 2019, **48**, 3166–3180.
- 4 B. H. R. Suryanto, H.-L. Du, D. Wang, J. Chen, A. N. Simonov and D. R. MacFarlane, Challenges and prospects in the catalysis of electroreduction of nitrogen to ammonia, *Nat. Catal.*, 2019, **2**, 290–296.
- 5 Y. Zhao, B. P. Setzler, J. Wang, J. Nash, T. Wang, B. Xu and Y. Yan, An Efficient Direct Ammonia Fuel Cell for Affordable Carbon-Neutral Transportation, *Joule*, 2019, **3**, 2472–2484.
- 6 M. A. Mushtaq, M. Arif, G. Yasin, M. Tabish, A. Kumar, S. Ibraheem, W. Ye, S. Ajmal, J. Zhao, P. Li, J. Liu, A. Saad, X. Fang, X. Cai, S. Ji and D. Yan, Recent developments in heterogeneous electrocatalysts for ambient nitrogen reduction to ammonia: Activity, challenges, and future perspectives, *Renewable Sustainable Energy Rev.*, 2023, **176**, 113197.
- 7 L. Jiang and X. Fu, An Ammonia-Hydrogen Energy Roadmap for Carbon Neutrality: Opportunity and Challenges in China, *Engineering*, 2021, **7**, 1688–1691.
- 8 Y. Ren, C. Yu, L. Wang, X. Tan, Z. Wang, Q. Wei, Y. Zhang and J. Qiu, Microscopic-Level Insights into the Mechanism of Enhanced  $\text{NH}_3$  Synthesis in Plasma-Enabled Cascade  $\text{N}_2$  Oxidation-Electroreduction System, *J. Am. Chem. Soc.*, 2022, **144**, 10193–10200.
- 9 N. Salmon and R. Bañares-Alcántara, Green ammonia as a spatial energy vector: a review, *Sustainable Energy Fuels*, 2021, **5**, 2814–2839.
- 10 F. Schüth, R. Palkovits, R. Schlögl and D. S. Su, Ammonia as a possible element in an energy infrastructure: catalysts for ammonia decomposition, *Energy Environ. Sci.*, 2012, **5**, 6278–6289.
- 11 J. G. Chen, R. M. Crooks, L. C. Seefeldt, K. L. Bren, R. M. Bullock, M. Y. Darensbourg, P. L. Holland, B. Hoffman, M. J. Janik, A. K. Jones, M. G. Kanatzidis, P. King, K. M. Lancaster, S. V. Lyman, P. Pfromm, W. F. Schneider and R. R. Schrock, Beyond fossil fuel-driven nitrogen transformations, *Science*, 2018, **360**, 6391.
- 12 Y. Song, D. Johnson, R. Peng, D. K. Hensley, P. V. Bonnesen, L. Liang, J. Huang, F. Yang, F. Zhang, R. Qiao, A. P. Baddorf, T. J. Tschapinski, N. L. Engle, M. C. Hatzell, Z. Wu, D. A. Cullen, H. M. Meyer III, B. G. Sumpter and A. J. Rondinone, A physical catalyst for the electrolysis of nitrogen to ammonia, *Sci. Adv.*, 2018, **4**, e1700336.
- 13 J. M. McEnaney, S. J. Blair, A. C. Nielander, J. A. Schwalbe, D. M. Koshy, M. Cargnello and T. F. Jaramillo, Electrolyte Engineering for Efficient Electrochemical Nitrate Reduction to Ammonia on a Titanium Electrode, *ACS Sustainable Chem. Eng.*, 2020, **8**, 2672–2681.
- 14 M. A. Mushtaq, A. Kumar, G. Yasin, M. Arif, M. Tabish, S. Ibraheem, X. Cai, W. Ye, X. Fang, A. Saad, J. Zhao, S. Ji and D. Yan, 3D interconnected porous Mo-doped  $\text{WO}_3/\text{CdS}$  hierarchical hollow heterostructures for

- efficient photoelectrochemical nitrogen reduction to ammonia, *Appl. Catal., B*, 2022, **317**, 121711.
- 15 M. A. Mushtaq, M. Arif, X. Fang, G. Yasin, W. Ye, M. Basharat, B. Zhou, S. Yang, S. Ji and D. Yan, Photoelectrochemical reduction of  $N_2$  to  $NH_3$  under ambient conditions through hierarchical  $MoSe_2@g-C_3N_4$  heterojunctions, *J. Mater. Chem. A*, 2021, **9**, 2742–2753.
  - 16 W. Ye, M. Arif, X. Fang, M. A. Mushtaq, X. Chen and D. Yan, Efficient Photoelectrochemical Route for the Ambient Reduction of  $N_2$  to  $NH_3$  Based on Nanojunctions Assembled from  $MoS_2$  Nanosheets and  $TiO_2$ , *ACS Appl. Mater. Interfaces*, 2019, **11**, 28809–28817.
  - 17 S. Yang, W. Ye, D. Zhang, X. Fang and D. Yan, Layered double hydroxide derived bimetallic nickel-iron selenide as an active electrocatalyst for nitrogen fixation under ambient conditions, *Inorg. Chem. Front.*, 2021, **8**, 1762–1770.
  - 18 J. W. Erisman, M. A. Sutton, J. Galloway, Z. Klimont and W. Winiwarter, How a century of ammonia synthesis changed the world, *Nat. Geosci.*, 2008, **1**, 636–639.
  - 19 N. C. Kani, N. H. L. Nguyen, K. Markel, R. R. Bhawnani, B. Shindel, K. Sharma, S. Kim, V. P. Dravid, V. Berry, J. A. Gauthier and M. R. Singh, Electrochemical Reduction of Nitrates on CoO Nanoclusters–Functionalized Graphene with Highest Mass Activity and Nearly 100% Selectivity to Ammonia, *Adv. Energy Mater.*, 2023, **13**, 2204236.
  - 20 N. Gruber and J. N. Galloway, An Earth-system perspective of the global nitrogen cycle, *Nature*, 2008, **451**, 293–296.
  - 21 C. Wang, Y. Zhang, H. Luo, H. Zhang, W. Li, W. X. Zhang and J. Yang, Iron-Based Nanocatalysts for Electrochemical Nitrate Reduction, *Small Methods*, 2022, **6**, 2200790.
  - 22 A. R. Singh, B. A. Rohr, J. A. Schwalbe, M. Cargnello, K. Chan, T. F. Jaramillo, I. Chorkendorff and J. K. Nørskov, Electrochemical Ammonia Synthesis—The Selectivity Challenge, *ACS Catal.*, 2016, **7**, 706–709.
  - 23 J. Li, G. Zhan, J. Yang, F. Quan, C. Mao, Y. Liu, B. Wang, F. Lei, L. Li, A. W. M. Chan, L. Xu, Y. Shi, Y. Du, W. Hao, P. K. Wong, J. Wang, S. X. Dou, L. Zhang and J. C. Yu, Efficient Ammonia Electrosynthesis from Nitrate on Strained Ruthenium Nanoclusters, *J. Am. Chem. Soc.*, 2020, **142**, 7036–7046.
  - 24 W. He, J. Zhang, S. Dieckhofer, S. Varhade, A. C. Brix, A. Lielpetere, S. Seisel, J. R. C. Junqueira and W. Schuhmann, Splicing the active phases of copper/cobalt-based catalysts achieves high-rate tandem electroreduction of nitrate to ammonia, *Nat. Commun.*, 2022, **13**, 1129.
  - 25 Q. Hu, Y. Qin, X. Wang, Z. Wang, X. Huang, H. Zheng, K. Gao, H. Yang, P. Zhang, M. Shao and C. He, Reaction intermediate-mediated electrocatalyst synthesis favors specified facet and defect exposure for efficient nitrate–ammonia conversion, *Energy Environ. Sci.*, 2021, **14**, 4989–4997.
  - 26 X. Liang, H. Zhu, X. Yang, S. Xue, Z. Liang, X. Ren, A. Liu and G. Wu, Recent Advances in Designing Efficient Electrocatalysts for Electrochemical Nitrate Reduction to Ammonia, *Small Struct.*, 2023, **4**, 2200202.
  - 27 J. Y. Fang, Q. Z. Zheng, Y. Y. Lou, K. M. Zhao, S. N. Hu, G. Li, O. Akdim, X. Y. Huang and S. G. Sun, Ampere-level current density ammonia electrochemical synthesis using CuCo nanosheets simulating nitrite reductase bifunctional nature, *Nat. Commun.*, 2022, **13**, 7899.
  - 28 W. Wen, P. Yan, W. Sun, Y. Zhou and X. Y. Yu, Metastable Phase Cu with Optimized Local Electronic State for Efficient Electrocatalytic Production of Ammonia from Nitrate, *Adv. Funct. Mater.*, 2022, **33**, 2212233.
  - 29 W. Zhu, X. Zhang, F. Yao, R. Huang, Y. Chen, C. Chen, J. Fei, Y. Chen, Z. Wang and H. Liang, A Hydrazine–Nitrate Flow Battery Catalyzed by a Bimetallic RuCo Precatalyst for Wastewater Purification along with Simultaneous Generation of Ammonia and Electricity, *Angew. Chem., Int. Ed.*, 2023, **62**, e2023003.
  - 30 H. Liu, X. Lang, C. Zhu, J. Timoshenko, M. Ruscher, L. Bai, N. Guijarro, H. Yin, Y. Peng, J. Li, Z. Liu, W. Wang, B. R. Cuenya and J. Luo, Efficient Electrochemical Nitrate Reduction to Ammonia with Copper-Supported Rhodium Cluster and Single-Atom Catalysts, *Angew. Chem., Int. Ed.*, 2022, **61**, e202202556.
  - 31 W. Gao, K. Xie, J. Xie, X. Wang, H. Zhang, S. Chen, H. Wang, Z. Li and C. Li, Alloying of Cu with Ru Enabling the Relay Catalysis for Reduction of Nitrate to Ammonia, *Adv. Mater.*, 2023, **35**, 2202952.
  - 32 J. Yang, H. Qi, A. Li, X. Liu, X. Yang, S. Zhang, Q. Zhao, Q. Jiang, Y. Su, L. Zhang, J. F. Li, Z. Q. Tian, W. Liu, A. Wang and T. Zhang, Potential-Driven Restructuring of Cu Single Atoms to Nanoparticles for Boosting the Electrochemical Reduction of Nitrate to Ammonia, *J. Am. Chem. Soc.*, 2022, **144**, 12062–12071.
  - 33 J. Wang, S. Zhang, C. Wang, K. Li, Y. Zha, M. Liu, H. Zhang and T. Shi, Ambient ammonia production via electrocatalytic nitrate reduction catalyzed by a flower-like  $CuCo_2O_4$  electrocatalyst, *Inorg. Chem. Front.*, 2022, **9**, 2374–2378.
  - 34 J. Geng, S. Ji, H. Xu, C. Zhao, S. Zhang and H. Zhang, Electrochemical reduction of nitrate to ammonia in a fluidized electrocatalysis system with oxygen vacancy-rich CuOx nanoparticles, *Inorg. Chem. Front.*, 2021, **8**, 5209–5213.
  - 35 R. Zhang, S. Zhang, Y. Guo, C. Li, J. Liu, Z. Huang, Y. Zhao, Y. Li and C. Zhi, A Zn–nitrite battery as an energy-output electrocatalytic system for high-efficiency ammonia synthesis using carbon-doped cobalt oxide nanotubes, *Energy Environ. Sci.*, 2022, **15**, 3024–3032.
  - 36 A. S. Fajardo, P. Westerhoff, C. M. Sanchez-Sanchez and S. Garcia-Segura, Earth-abundant elements a sustainable solution for electrocatalytic reduction of nitrate, *Appl. Catal., B*, 2021, **281**, 119465.
  - 37 P. M. Krzywda, A. Paradelo Rodríguez, L. Cino, N. E. Benes, B. T. Mei and G. Mul, Electroreduction of  $NO_3^-$  on tubular porous Ti electrodes, *Catal. Sci. Technol.*, 2022, **12**, 3281–3288.

- 38 M. J. Liu, J. Guo, A. S. Hoffman, J. H. Stenlid, M. T. Tang, E. R. Corson, K. H. Stone, F. Abild-Pedersen, S. R. Bare and W. A. Tarpeh, Catalytic Performance and Near-Surface X-ray Characterization of Titanium Hydride Electrodes for the Electrochemical Nitrate Reduction Reaction, *J. Am. Chem. Soc.*, 2022, **144**, 5739–5744.
- 39 Y. T. Xu, Z. Peng, Y. Han, H. Zhong, J. Yang and Y. Cao, Insight into Hydrogenation Selectivity of the Electrocatalytic Nitrate-to-Ammonia Reduction Reaction via Enhancing the Proton Transport, *ChemSusChem*, 2022, **15**, e202102450.
- 40 Y. Guo, R. Zhang, S. Zhang, Y. Zhao, Q. Yang, Z. Huang, B. Dong and C. Zhi, Pd doping-weakened intermediate adsorption to promote electrocatalytic nitrate reduction on TiO<sub>2</sub> nanoarrays for ammonia production and energy supply with zinc–nitrate batteries, *Energy Environ. Sci.*, 2021, **14**, 3938–3944.
- 41 Y.-T. Xu, Y. Han, D. K. Sam and Y. Cao, The selective electrocatalytic reduction of nitrate to ammonia using Co (ii)-decorated TiO<sub>2</sub> nanosheets, *J. Mater. Chem. A*, 2022, **10**, 22390–22398.
- 42 D. Zhao, C. Ma, J. Li, R. Li, X. Fan, L. Zhang, K. Dong, Y. Luo, D. Zheng, S. Sun, Q. Liu, Q. Li, Q. Lu and X. Sun, Direct eight-electron NO<sub>3</sub><sup>−</sup>-to-NH<sub>3</sub> conversion: using a Co-doped TiO<sub>2</sub> nanoribbon array as a high-efficiency electrocatalyst, *Inorg. Chem. Front.*, 2022, **9**, 6412–6417.
- 43 Y. Wang, C. Wang, M. Li, Y. Yu and B. Zhang, Nitrate electroreduction: mechanism insight, in situ characterization, performance evaluation, and challenges, *Chem. Soc. Rev.*, 2021, **50**, 6720–6733.
- 44 H. Niu, Z. Zhang, X. Wang, X. Wan, C. Shao and Y. Guo, Theoretical Insights into the Mechanism of Selective Nitrate-to-Ammonia Electroreduction on Single-Atom Catalysts, *Adv. Funct. Mater.*, 2020, **31**, 2008533.
- 45 D. He, Y. Li, H. Ooka, Y. K. Go, F. Jin, S. H. Kim and R. Nakamura, Selective Electrocatalytic Reduction of Nitrite to Dinitrogen Based on Decoupled Proton-Electron Transfer, *J. Am. Chem. Soc.*, 2018, **140**, 2012–2015.
- 46 J. Wang, T. Feng, J. Chen, V. Ramalingam, Z. Li, D. M. Kabtamu, J.-H. He and X. Fang, Electrocatalytic nitrate/nitrite reduction to ammonia synthesis using metal nanocatalysts and bio-inspired metalloenzymes, *Nano Energy*, 2021, **86**, 106088.
- 47 W. Chen, X. Yang, Z. Chen, Z. Ou, J. Hu, Y. Xu, Y. Li, X. Ren, S. Ye, J. Qiu, J. Liu and Q. Zhang, Emerging Applications, Developments, Prospects, and Challenges of Electrochemical Nitrate-to-Ammonia Conversion, *Adv. Funct. Mater.*, 2023, DOI: [10.1002/adfm.202300512](https://doi.org/10.1002/adfm.202300512).
- 48 S. Ye, X. Yang, Z. Huang, W. Chen, T. Huang, Z. Ou, W. Xiong, Y. Li, X. Ren, J. Hu, J. Liu and Q. Zhang, The Activity Origin of FeCo Prussian Blue Analogue for Ambient Electrochemical Hydrogenation of Nitrate into Ammonia in Neutral Electrolyte, *Sci. China Mater.*, 2023, DOI: [10.1007/s40843-023-2475-6](https://doi.org/10.1007/s40843-023-2475-6).
- 49 J.-X. Liu, D. Richards, N. Singh and B. R. Goldsmith, Activity and Selectivity Trends in Electrocatalytic Nitrate Reduction on Transition Metals, *ACS Catal.*, 2019, **9**, 7052–7064.
- 50 O. Q. Carvalho, R. Marks, H. K. K. Nguyen, M. E. Vitale-Sullivan, S. C. Martinez, L. Arnadottir and K. A. Stoerzinger, Role of Electronic Structure on Nitrate Reduction to Ammonium: A Periodic Journey, *J. Am. Chem. Soc.*, 2022, **144**, 14809–14818.
- 51 S. A. Akhade, R. M. Nidzyn, G. Rostamikia and M. J. Janik, Using Brønsted-Evans-Polanyi relations to predict electrode potential-dependent activation energies, *Catal. Today*, 2018, **312**, 82–91.
- 52 A. C. A. de Vooy, M. T. M. Koper, R. A. van Santen and J. A. R. van Veen, Mechanistic Study on the Electrocatalytic Reduction of Nitric Oxide on Transition-Metal Electrodes, *J. Catal.*, 2001, **202**, 387–394.
- 53 S. Kuwabata, S. Uezumi, K. Tanaka and T. Tanaka, Assimilatory and Dissimilatory Reduction of NO<sub>3</sub><sup>−</sup> and NO<sub>2</sub><sup>−</sup> with an (n-Bu<sub>4</sub>N)<sub>3</sub>[Mo<sub>2</sub>Fe<sub>6</sub>S<sub>8</sub>(SPh)<sub>9</sub>] Modified Glassy-Carbon Electrode in Water, *Inorg. Chem.*, 1986, **25**, 3018–3022.
- 54 Z. Wang, D. Richards and N. Singh, Recent discoveries in the reaction mechanism of heterogeneous electrocatalytic nitrate reduction, *Catal. Sci. Technol.*, 2021, **11**, 705–725.
- 55 B. H. Ko, B. Hasa, H. Shin, Y. Zhao and F. Jiao, Electrochemical Reduction of Gaseous Nitrogen Oxides on Transition Metals at Ambient Conditions, *J. Am. Chem. Soc.*, 2022, **144**, 1258–1266.
- 56 T. Hu, C. Wang, M. Wang, C. M. Li and C. Guo, Theoretical Insights into Superior Nitrate Reduction to Ammonia Performance of Copper Catalysts, *ACS Catal.*, 2021, **11**, 14417–14427.
- 57 J. Bai and B. Zhou, Titanium dioxide nanomaterials for sensor applications, *Chem. Rev.*, 2014, **114**, 10131–10176.
- 58 W. W. Xu, S. L. Shang, B. C. Zhou, Y. Wang, L. J. Chen, C. P. Wang, X. J. Liu and Z. K. Liu, A first-principles study of the diffusion coefficients of alloying elements in dilute alpha-Ti alloys, *Phys. Chem. Chem. Phys.*, 2016, **18**, 16870–16881.
- 59 F. Yuan, G. Li, F. Han, Y. Zhang, A. Muhammad, W. Guo, J. Ren, C. Liu, H. Gu and G. Yuan, A new type face-centered cubic zirconium phase in pure zirconium, *J. Mater. Sci. Technol.*, 2021, **81**, 236–239.
- 60 W. M. Haynes, D. R. Lide and T. J. Bruno, *CRC Handbook of Chemistry and Physics: A Ready-Reference Book of Chemical and Physical Data*, CRC Press, 2013, ch. 4, pp. 32–33.
- 61 X. Wang, Z. Li, J. Shi and Y. Yu, One-dimensional titanium dioxide nanomaterials: nanowires, nanorods, and nanobelts, *Chem. Rev.*, 2014, **114**, 9346–9384.
- 62 X. Chen and S. S. Mao, Titanium Dioxide Nanomaterials: Synthesis, Properties, Modifications, and Applications, *Chem. Rev.*, 2007, **107**, 2891–2959.
- 63 T. L. Thompson and J. T. Yates Jr., Surface Science Studies of the Photoactivation of TiO<sub>2</sub>-New Photochemical Processes, *Chem. Rev.*, 2006, **106**, 4428–4453.
- 64 W. Wunderlich, T. Oekermann and L. Miao, *J. Ceram. Process. Res.*, 2004, **5**, 343.

- 65 R. Jia, Y. Wang, C. Wang, Y. Ling, Y. Yu and B. Zhang, Boosting Selective Nitrate Electroreduction to Ammonium by Constructing Oxygen Vacancies in  $\text{TiO}_2$ , *ACS Catal.*, 2020, **10**, 3533–3540.
- 66 M. Liu, N. Li, S. Cao, X. Wang, X. Lu, L. Kong, Y. Xu and X. H. Bu, A “Pre-Constrained Metal Twins” Strategy to Prepare Efficient Dual-Metal-Atom Catalysts for Cooperative Oxygen Electrocatalysis, *Adv. Mater.*, 2022, **34**, 2107421.
- 67 A. M. Ruiz, G. Sakai, A. Cornet, K. Shimanoe, J. R. Morante and N. Yamazoe, Cr-doped  $\text{TiO}_2$  gas sensor for exhaust  $\text{NO}_2$  monitoring, *Sens. Actuators, B*, 2003, **93**, 509–518.
- 68 J. Guo, P. Brimley, M. J. Liu, E. R. Corson, C. Muñoz, W. A. Smith and W. A. Tarpeh, Mass Transport Modifies the Interfacial Electrolyte to Influence Electrochemical Nitrate Reduction, *ACS Sustainable Chem. Eng.*, 2023, **11**, 7882–7893.
- 69 Q. Song, S. Zhang, X. Hou, J. Li, L. Yang, X. Liu and M. Li, Efficient electrocatalytic nitrate reduction via boosting oxygen vacancies of  $\text{TiO}_2$  nanotube array by highly dispersed trace Cu doping, *J. Hazard. Mater.*, 2022, **438**, 129455.
- 70 X. Zhang, C. Wang, Y. Guo, B. Zhang, Y. Wang and Y. Yu, Cu clusters/ $\text{TiO}_{2-x}$  with abundant oxygen vacancies for enhanced electrocatalytic nitrate reduction to ammonia, *J. Mater. Chem. A*, 2022, **10**, 6448–6453.
- 71 M. Sahu and P. Biswas, Single-step processing of copper-doped titania nanomaterials in a flame aerosol reactor, *Nanoscale Res. Lett.*, 2011, **6**, 441.
- 72 W. J. Sun, H. Q. Ji, L. X. Li, H. Y. Zhang, Z. K. Wang, J. H. He and J. M. Lu, Built-in Electric Field Triggered Interfacial Accumulation Effect for Efficient Nitrate Removal at Ultra-Low Concentration and Electroreduction to Ammonia, *Angew. Chem., Int. Ed.*, 2021, **60**, 22933–22939.
- 73 H. Wang, D. Zhao, C. Liu, X. Fan, Z. Li, Y. Luo, D. Zheng, S. Sun, J. Chen, J. Zhang, Y. Liu, S. Gao, F. Gong and X. Sun,  $\text{FeS}_2$ @ $\text{TiO}_2$  nanobelt array enabled high-efficiency electrocatalytic nitrate reduction to ammonia, *J. Mater. Chem. A*, 2022, **10**, 24462–24467.
- 74 X. E. Zhao, Z. Li, S. Gao, X. Sun and S. Zhu,  $\text{CoS}_2$ @ $\text{TiO}_2$  nanoarray: a heterostructured electrocatalyst for high-efficiency nitrate reduction to ammonia, *Chem. Commun.*, 2022, **58**, 12995–12998.
- 75 S. Ye, Z. Chen, G. Zhang, W. Chen, C. Peng, X. Yang, L. Zheng, Y. Li, X. Ren, H. Cao, D. Xue, J. Qiu, Q. Zhang and J. Liu, Elucidating the activity, mechanism and application of selective electrosynthesis of ammonia from nitrate on cobalt phosphide, *Energy Environ. Sci.*, 2022, **15**, 760–770.
- 76 Z. Deng, C. Ma, X. Fan, Z. Li, Y. Luo, S. Sun, D. Zheng, Q. Liu, J. Du, Q. Lu, B. Zheng and X. Sun, Construction of CoP/ $\text{TiO}_2$  nanoarray for enhanced electrochemical nitrate reduction to ammonia, *Mater. Today Phys.*, 2022, **28**, 100854.
- 77 D. Zhang, S. Yang, X. Fang, H. Li, X. Chen and D. Yan, In situ localization of  $\text{BiVO}_4$  onto two-dimensional MXene promoting photoelectrochemical nitrogen reduction to ammonia, *Chin. Chem. Lett.*, 2022, **33**, 4669–4674.
- 78 Y. Wei, P. Zhang, R. A. Soomro, Q. Zhu and B. Xu, Advances in the Synthesis of 2D MXenes, *Adv. Mater.*, 2021, **33**, 2103148.
- 79 T. Hu, M. Wang, C. Guo and C. M. Li, Functionalized MXenes for efficient electrocatalytic nitrate reduction to ammonia, *J. Mater. Chem. A*, 2022, **10**, 8923–8931.
- 80 L.-X. Li, W.-J. Sun, H.-Y. Zhang, J.-L. Wei, S.-X. Wang, J.-H. He, N.-J. Li, Q.-F. Xu, D.-Y. Chen, H. Li and J.-M. Lu, Highly efficient and selective nitrate electroreduction to ammonia catalyzed by molecular copper catalyst@ $\text{Ti}_3\text{C}_2\text{T}_x$  MXene, *J. Mater. Chem. A*, 2021, **9**, 21771–21778.
- 81 M. Wang, T. Hu, C. Wang, F. Du, H. Yang, W. Sun, C. Guo and C. Li, Screening MXene-based Single-Atom Catalysts for Selective Nitrate-to-Ammonia Electroreduction, *Sci. China Mater.*, 2023, DOI: [10.1007/s40843-022-2406-5](https://doi.org/10.1007/s40843-022-2406-5).
- 82 Y. Yao, L. Zhao, J. Dai, J. Wang, C. Fang, G. Zhan, Q. Zheng, W. Hou and L. Zhang, Single Atom Ru Monolithic Electrode for Efficient Chlorine Evolution and Nitrate Reduction, *Angew. Chem., Int. Ed.*, 2022, **61**, e202208215.
- 83 Z. Song, L. Zhang, K. Doyle-Davis, X. Fu, J. L. Luo and X. Sun, Recent Advances in MOF-Derived Single Atom Catalysts for Electrochemical Applications, *Adv. Energy Mater.*, 2020, **10**, 2001561.
- 84 C. Wan, X. Duan and Y. Huang, Molecular Design of Single-Atom Catalysts for Oxygen Reduction Reaction, *Adv. Energy Mater.*, 2020, **10**, 1903815.
- 85 S. Ye, S. Xie, Y. Lei, X. Yang, J. Hu, L. Zheng, Z. Chen, Y. Fu, X. Ren, Y. Li, X. Ouyang, Q. Zhang, J. Liu and X. Sun, Modulating the electronic spin state by constructing dual-metal atomic pairs for activating the dynamic site of oxygen reduction reaction, *Nano Res.*, 2022, **16**, 1869–1877.
- 86 Z. Chen, W. Chen, L. Zheng, T. Huang, J. Hu, Y. Lei, Q. Yuan, X. Ren, Y. Li, L. Zhang, S. Huang, S. Ye, Q. Zhang, X. Ouyang, X. Sun and J. Liu, Rational design of Ru species on N-doped graphene promoting water dissociation for boosting hydrogen evolution reaction, *Sci. China: Chem.*, 2022, **65**, 521–531.
- 87 J. Shan, C. Ye, S. Chen, T. Sun, Y. Jiao, L. Liu, C. Zhu, L. Song, Y. Han, M. Jaroniec, Y. Zhu, Y. Zheng and S. Z. Qiao, Short-Range Ordered Iridium Single Atoms Integrated into Cobalt Oxide Spinel Structure for Highly Efficient Electrocatalytic Water Oxidation, *J. Am. Chem. Soc.*, 2021, **143**, 5201–5211.
- 88 S. Ye, W. Xiong, P. Liao, L. Zheng, X. Ren, C. He, Q. Zhang and J. Liu, Removing the barrier to water dissociation on single-atom Pt sites decorated with a CoP mesoporous nanosheet array to achieve improved hydrogen evolution, *J. Mater. Chem. A*, 2020, **8**, 11246–11254.
- 89 Z. Lei, W. Cai, Y. Rao, K. Wang, Y. Jiang, Y. Liu, X. Jin, J. Li, Z. Lv, S. Jiao, W. Zhang, P. Yan, S. Zhang and R. Cao, Coordination modulation of iridium single-atom catalyst maximizing water oxidation activity, *Nat. Commun.*, 2022, **13**, 24.

- 90 N. Sathishkumar, S.-Y. Wu and H.-T. Chen, Mechanistic exploring the catalytic activity of single-atom catalysts anchored in graphitic carbon nitride toward electroreduction of nitrate-to-ammonia, *Appl. Surf. Sci.*, 2022, **598**, 153829.
- 91 D. Saravanakumar, J. Song, S. Lee, N. H. Hur and W. Shin, Electrocatalytic Conversion of Carbon Dioxide and Nitrate Ions to Urea by a Titania-Nafion Composite Electrode, *ChemSusChem*, 2017, **10**, 3999–4003.
- 92 N. Cao, Y. Quan, A. Guan, C. Yang, Y. Ji, L. Zhang and G. Zheng, Oxygen vacancies enhanced cooperative electrocatalytic reduction of carbon dioxide and nitrite ions to urea, *J. Colloid Interface Sci.*, 2020, **577**, 109–114.
- 93 Y. Wu, Z. Jiang, Z. Lin, Y. Liang and H. Wang, Direct electrosynthesis of methylamine from carbon dioxide and nitrate, *Nat. Sustainability*, 2021, **4**, 725–730.
- 94 C. Guo, W. Zhou, X. Lan, Y. Wang, T. Li, S. Han, Y. Yu and B. Zhang, Electrochemical Upgrading of Formic Acid to Formamide via Coupling Nitrite Co-Reduction, *J. Am. Chem. Soc.*, 2022, **144**, 16006–16011.
- 95 J. E. Kim, J. H. Jang, K. M. Lee, M. Balamurugan, Y. I. Jo, M. Y. Lee, S. Choi, S. W. Im and K. T. Nam, Electrochemical Synthesis of Glycine from Oxalic Acid and Nitrate, *Angew. Chem., Int. Ed.*, 2021, **60**, 21943–21951.