


 Cite this: *RSC Adv.*, 2022, 12, 30466

Received 2nd July 2022

Accepted 13th October 2022

DOI: 10.1039/d2ra04087e

rsc.li/rsc-advances

Recent advances in the electrochemical reactions of nitrogen-containing organic compounds

 Babak Kaboudin, * Milad Behroozi and Sepideh Sadighi

The electrochemical reaction of amines, nitriles, amides, nitroaromatics, and imines has been proven to be a valuable method for the synthesis of various nitrogen-containing organic compounds. Synthetic uses of electrochemical methods for organic transformations of amines, nitriles, imines, and amides to heterocyclic compounds and coupling products are discussed. This review aims to demonstrate the ongoing application of electrosynthesis in the preparation of various classes of organic compounds. Furthermore, to address the recent collective articles, this review also describes and summarizes manuscripts on the electrochemical reactions of amines, nitriles, amides, and imines from 2015 until today.

1. Introduction

During the last two decades, there has been a great deal of research to develop greener synthetic methods and chemical processes.¹ Designing chemical reaction methods that eliminate the use of catalysts (metal or organic catalysts) is an important and interesting approach that is applicable to all chemistry aspects. Among the novel methods for the synthesis of various organic compounds, electrochemical reactions have several advantages due to reduced environmental pollution and prevention of side reactions, which sometimes lead to failed reactions, and they also reduce the risks to human health.^{2–10} In

electrochemical reactions, the main role of the surface of an electrode is in electron transfer, which leads to common reactive intermediates (carbocations, carbanions, radicals, and radical ions) *via* diffusion of the substrates from the reaction mixture to the electrode.¹¹ Due to the higher reactivity of the intermediates and their higher concentration on the surface of the electrode, the electrosynthesis of organic compounds is highly selective as compared to the usual chemical reaction where intermediates are uniformly spread over the reaction medium.¹²


The use of electrochemistry continues to this day and produces millions of tons of valuable chemicals. Furthermore, the electrochemical reactions are ‘green’ processes due to the use of electric current in place of stoichiometric oxidants or reductants. However, despite the aforementioned advantages,

Department of Chemistry, Institute for Advanced Studies in Basic Sciences (IASBS), Zanjan, 45137-66731, Iran. E-mail: Kaboudin@iasbs.ac.ir; kaboudin@gmail.com



Babak Kaboudin was born in 1970 in Iran. He studied chemistry at Isfahan University (Iran), where he obtained his bachelor's degree in chemistry (1992). In the same year, he went to Shiraz University (Iran) and earned his master's degree in 1994. Then, he joined Professor Hashem Sharghi's group at the Shiraz Institute for Organic Synthesis, where he completed his PhD thesis in

September 1998. Subsequently, he started his independent research at IASBS (Iran), where he was promoted to full professor in 2007. His research interests include organophosphorus compounds, electrosynthesis, heterocycle synthesis, and the catalytic application of nanomaterials.



Milad Behroozi was born in Maragheh, Iran. He received his bachelor's degree in 2019 from the University of Maragheh, and in 2020, he joined Prof. Kaboudin's research group. Currently, he is an MSc student of organic chemistry at the Institute for Advanced Studies in Basic Sciences (IASBS). His research focuses on organic electrosynthesis.



this technology is not used widely by organic chemists due to the complex reaction setup (potentiostat, divided/undivided cell, electrode composition, and electrolyte experiment type) and the misconception that product separation is difficult because only aqueous solvents may be employed. Additionally, there is no standard instrument for the electrosynthesis of organic compounds, and in many of the recent reports, home-built equipment was used. Thus, reports on the synthesis of organic compounds using electricity are few. The aim of this review article is to address the aforementioned difficulties by presenting the reported research works on the use of electricity in organic synthesis.

Organic transformations using electricity can be classified based on the nature of the electron transfer process. Although the catalytic processes at the surface of electrodes can provide useful properties in terms of selectivity and reactivity, a direct transformation at inert electrodes is very applicable, cost-effective, and environmentally benign. It is challenging to optimize reaction parameters, and the appropriate cell design is required for the electrosynthesis of organic compounds. Electrosynthesis is usually carried out *via* galvanostatic potentiostatic reactions. While the system setup is simple in galvanostatic reactions, a higher selectivity is achieved in potentiostatic electrolysis processes.

Nitrogen is the most important element in nature, and nitrogen-containing organic compounds are of considerable synthetic interest due to their unique bioactivities. They are also the main building blocks of living organisms with important roles in nature. Nitrogen atoms can form part of simple functional groups such as amines, imines, nitriles, amides, and carbamates or complex heterocyclic systems due to varying degrees of substitution and the oxidation of nitrogen. Furthermore, from a medicinal chemistry point of view, the nitrogen atom is a very common element in a large class of active pharmaceutical components existing in heterocyclic or acyclic molecules. Electrochemical reactions of functional groups containing amines, imines, and nitriles are highly powerful strategies for the synthesis of valuable organic compounds. This review aims to demonstrate the ongoing application of electrosynthesis in the preparation of various classes of nitrogen-containing organic compounds. Furthermore, to address the

recent collective articles, this review describes and summarizes manuscripts on the electrochemical reactions of amines, nitriles, imines, and amides from 2015 until today.

2. Electrochemical reactions of amines

In 1834, Faraday reported the application of the electrical current in organic synthesis.¹³ The key species in electrochemical reactions are radical and cation intermediates. The efficiency and selectivity of electrosynthesis of organic compounds is controlled by the reaction conditions, including the current density, the temperature, the concentration, the pH value, the solvent, the electrolyte, and the electrodes.

The electrochemical reactions of amines (primary, secondary, and tertiary) have been widely investigated. Various important organic materials are prepared by the electrochemical reactions of amines. This part of the review describes the electrochemical studies of primary, secondary, and tertiary amines in organic transformation since 2015. The presented reactions are selected examples involving typical and interesting substrates, with particular attention to representative reaction mechanisms.

2.1 Primary amines

There is relatively less interest in the preparation of benzimidazoles from α -keto acids. Only a photocatalyzed decarboxylation of α -keto acids with amines to form amides and benzazoles has been reported by Lei *et al.* under visible light irradiation.^{14a} However, in 2016, Huang *et al.* reported the electrochemical synthesis of benzimidazoles from the decarboxylative C–N coupling of α -keto acids with *ortho*-phenylenediamines. The reaction proceeded *via* anodic oxidation similar to a Kolbe-type reaction.^{14b} The reaction was carried out in an undivided cell, and various conditions were examined to increase the reaction efficiency. The most optimal conditions were obtained with platinum electrodes as the anode and cathode in dimethyl sulfoxide (DMSO)/H₂O (1 : 3, v/v) at constant current and at room temperature (Scheme 1).

The reaction proceeded in the presence of a mixture of trifluoroacetic acid (TFA, 1 equiv.) and *N,N*-diisopropylethylamine (DIPEA, 2 equiv.). There is a critical and important role played by DIPEA in this reaction. According to the proposed mechanism (Scheme 2), an acyl radical forms in the anode *via* a similar Kolbe-type reaction, from α -keto acid anion that then undergoes



Sepideh Sadighi obtained her bachelor's degree at Maragheh University in 2020. She joined Prof. Kaboudin's research group at the Institute for Advanced Studies in Basic Sciences (IASBS). Currently, she is an MSc student of organic chemistry. Her current research interest is organic electrochemical synthesis.



Scheme 1 Electrochemical synthesis of benzimidazoles.





Scheme 2 Proposed mechanism of electrochemical synthesis of benzimidazoles.

a coupling with protonated diamine. In this reaction, DIPEA follows a hydrogen atom transfer rule to afford the coupling product. In the final step, dehydrogenation proceeds in the presence of O_2 (Scheme 2).

A one-pot procedure for the synthesis of sulfonamides *via* direct use of commodity chemicals such as thiols and amines is important for transformation. However, a suitable transformation would require two steps, including an S–N bond formation and a subsequent oxidation of the sulfur atom. The development of novel techniques for this transformation would be particularly useful, given the broad availability and the low cost of these starting materials. In 2019, the electrochemical synthesis of sulfonamides from the simple reaction of amines with thiols was reported by Noël *et al.*¹⁵ The reaction proceeded through the oxidative coupling between two readily available and inexpensive chemicals with a broad substrate scope and functional group compatibility. The synthesis of sulfonamides was carried out using this method in the absence of any oxidant or catalysts. In this reaction, hydrogen gas is formed only as a byproduct in the cathode (Scheme 3). Mechanistic studies showed that the thiol substrate is completely converted to the corresponding disulfide *via* anodic oxidation followed by coupling with amine to yield the corresponding sulfonamide *via* two oxidation steps in the anode.

Reductive amination is considered to be one of the most versatile and efficient methods for the synthesis of amines. For

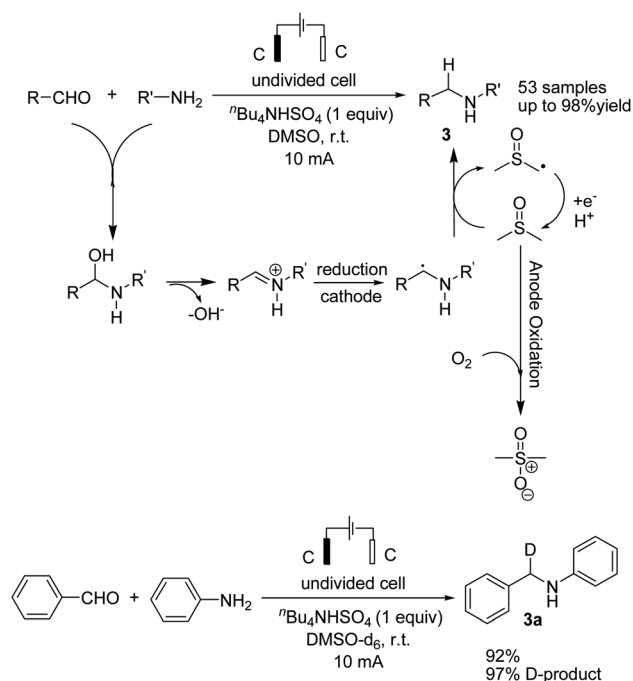


Scheme 3 Electrochemical synthesis of sulfonamides.

efficient and highly selective reductive amination, there have been great efforts to find a suitable method. High-pressure molecular hydrogen in the presence of a transition metal has been widely utilized as a reductant instead of using stoichiometric amounts of $NaBH_4$ and $NaBH_3CN$ as strong reductants. In 2020, Huang *et al.* reported the synthesis of secondary amines *via* an electrochemical reduction reaction of aldehyde with amine.¹⁶ The experimental results showed that the reaction proceeds very well in an undivided cell at a constant current of 10 mA using nBu_4NHSO_4 as the electrolyte in DMSO. Mechanistic studies showed that DMSO has a reductant role. In a control experiment, a deuterium-labelled secondary amine was obtained in the presence of $DMSO-d_6$ through the formation of a C–D bond (Scheme 4).

An electrochemical transition metal and peroxide-free oxidative multicomponent cascade dehydrogenative [2 + 2 + 1] annulations of ketones and amines for the synthesis of imidazoles were reported by He *et al.*¹⁷ The reaction proceeded *via* the formation of α -iodo ketone from the reaction of aryl methyl ketone with iodine, followed by nucleophilic attack of the amine to the C–I bond to form α -amino ketone. Finally, condensation of the α -amino ketone with benzylamine, cyclization, and aromatization *via* an oxidative dehydrogenation reaction gave product 4 (Scheme 5).

Lei and co-workers reported the gram-scale synthesis of poly-substituted pyrroles *via* an electrochemical oxidative annulation from amines with carbonyl compounds in an undivided cell.¹⁸ By this method, various β -substituted and tetra-substituted pyrroles were obtained *via* the reaction of amines with aryl acetaldehydes and alkyl ketones, respectively (Scheme 6). The reaction proceeded by the formation and homo coupling of radicals at the anode *via* single-electron-transfer (SET)



Scheme 4 Electrochemical synthesis of secondary amines.





Scheme 5 Electrochemical synthesis of imidazoles.



Scheme 7 Electrochemical synthesis of quinazolines.

oxidation of imine, followed by intramolecular nucleophilic attack and cyclization to form the desired product.

Wang *et al.* reported the electrochemical synthesis of quinazolines *via* a C(sp³)-H amination/C-N cleavage by anodic oxidation under aqueous conditions (Scheme 7).¹⁹ Studies showed that iminium ion was formed *via* the loss of two electrons and one proton of tetramethyl ethylene diamine (TMEDA) at the anode, with ammonia generated from the electrolyte at the cathode (Scheme 7).

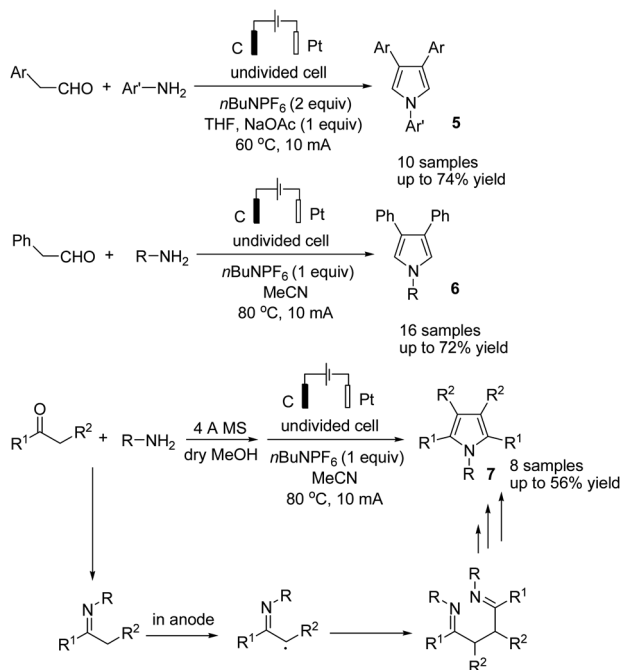
In 2019, Huang *et al.* reported the electrochemical synthesis of 3-bromoimidazo[1,2-a]pyridines from 2-aminopyridines and α -bromo ketones in a simple undivided cell without any external oxidant through a domino condensation/bromination sequence.²⁰ The reaction proceeded by a simple condensation of 2-aminopyridines with α -bromoketones, followed by bromination, which resulted in anode oxidation of the bromide anion to yield the target molecule 9 (Scheme 8).

An electrochemical aziridination of internal alkenes with primary amines *via* an oxidative coupling between alkenes and



Scheme 8 Electrochemical synthesis of imidazopyridines.

primary alkyl amines in an electrochemical flow reactor was reported by Noël *et al.*²¹ Further investigations and density functional theory (DFT) calculations showed that the alkene was oxidized in the anode and subsequently reacted with the amine to yield the corresponding aziridine (Scheme 9). In another attempt, hydrogen generated at the cathode was used in a second reactor to reduce the aziridine to the corresponding hydroaminated product.



Scheme 6 Electrochemical synthesis of polysubstituted pyrroles.



Scheme 9 Electrochemical synthesis of aziridines.



2.2 Secondary amines

In 2018, Mei *et al.* reported the copper-catalyzed electrochemical C–H amination of arenes with secondary amines at room temperature using undivided electrochemical cells.²² The *n*-butyl ammonium iodide played a crucial role as a redox mediator for this transformation. Mechanistic studies including kinetic profiles, isotope effects, cyclic voltammetry analysis, and radical inhibition experiments showed that the reaction proceeded *via* a single-electron-transfer (SET) with a high valent Cu(III) species. In this process, the Cu(II) complex was oxidized by iodide radicals (generated at the anode) to form Cu(III) species (Scheme 10).

Metal-free electrosynthesis of phosphinic amides *via* oxidative cross-coupling of secondary amines with diarylphosphine oxides has been reported by Wang *et al.* in 2017.²³ Mechanistic studies showed that the reaction proceeded *via* iodide ion oxidation into an iodine radical at the anode surface, which reacted with diarylphosphine oxide to generate a P–I intermediate (Scheme 11). The amine nucleophile was easily reacted with the P–I intermediate, yielding the final product 12. At the cathode, the ethoxide anion and hydrogen molecule are produced through the reduction of ethanol.

In 2018, Huang *et al.* reported an electrochemical *N*-formylation of amines in the presence of copper acetate as an active oxidant.²⁴



Scheme 10 Electrochemical copper-catalyzed amination of arenes with secondary amines.



Scheme 11 Electrochemical synthesis of phosphinic amides.

The mechanistic studies showed that the high valent copper was generated by anodic oxidation (see the detailed mechanism in Scheme 12). Glyoxylic acid was first converted into carboxylate ion by cesium carbonate, followed by condensation with the aniline to form an imine intermediate (NiCl₂ was proposed to act as a Lewis acid to promote the imine condensation). The intermediate was oxidized by cupric acetate, followed by decarboxylation to generate the *N*-formylation product.

Zeng *et al.* reported an electrochemical dehydrogenative transition metal-free cross-coupling of quinoxalin-2(1*H*)-ones with secondary amines for the synthesis of 3-aminoquinoxalinones.²⁵ It was assumed that the reaction proceeded through nucleophilic addition of the substrate amine to protonated quinoxaline-2(1*H*)-one (Scheme 13), followed by further anodic oxidation and deprotonation, yielding the desired products 14. Molecular hydrogen was produced at the cathode surface.

In 2019, Ding *et al.* reported synthesis of amino phosphonates by an electrochemical C–H phosphonylation of unprotected secondary amines through metal-free and exogenous oxidant-free conditions.²⁶ Mechanistic investigations revealed



Scheme 12 Electrochemical *N*-formylation of amines.



Scheme 13 Electrochemical synthesis of 3-aminoquinoxalinones.





Scheme 14 Electrochemical synthesis of 1-aminophosphonates.

that an amine compound was oxidized at the anode electrode, giving an imine intermediate, which was attacked by phosphite catalyzed by sodium acetate, yielding the final product, aminophosphonate **15**. Hydrogen evolution occurred at the cathode, and an acetate anion was regenerated (Scheme 14).

2.3 Tertiary amines

Electrochemical coupling of arylsulfonyl hydrazides with tertiary amines for the synthesis of amidovinyl sulfones under mild electrochemical conditions has been reported by Kim and Lee.²⁷ The reaction was carried out using an acid, in a solution of *n*-Bu₄NBF₄ in DMSO in undivided cells with graphite-platinum electrodes under a constant current. Based on the experiments, it was assumed that the tertiary amine was activated and converted to a radical cation, and then, a C–H bond at the alpha position of the tertiary amine was oxidized to yield an iminium ion intermediate. However, arylsulfonyl hydrazide was oxidized and transformed into an arylsulfonyl radical at the anode. Finally, the arylsulfonyl radical reacted with the enamine (from the reaction of imine intermediate and acetate anion) to give the amidovinyl sulfone. Air or an oxygen atmosphere was required as an oxidant for this process (Scheme 15).

Luo *et al.* reported the catalytic asymmetric electrochemical C–H functionalization of simple ketones with



Scheme 15 Electrochemical synthesis of amidovinyl sulfone.

tetrahydroisoquinolines in the presence of chiral primary amine catalysts for the synthesis of C1-alkylated tetrahydroisoquinolines in high yields and with excellent enantioselectivities.²⁸ The reaction proceeded *via* an electrochemical oxidation of tetrahydroisoquinolines to the corresponding iminium ion intermediate form, followed by reaction with the enamine intermediate to yield C1-alkylated tetrahydroisoquinolines (Scheme 16).

A novel electrochemical strategy for the asymmetric oxidative cross-coupling of tetrahydroisoquinolines with alkynes was reported by Mei *et al.* in the presence of copper catalysis and 2,2,4,4-tetramethylpiperidine *N*-oxide (TEMPO).²⁹ TEMPO is used as a co-catalyst to decrease the oxidation potential of the reaction. The reaction proceeded *via* the electrochemical oxidation of tetrahydroisoquinolines to the corresponding iminium ion intermediate form, followed by reaction with a copper acetylide intermediate (including chiral bisoxazoline ligand) to yield highly C1-alkynylated tetrahydroisoquinolines with up to 97% enantiomeric excess (ee) (Scheme 17).

In 2019, Li *et al.* reported the electrochemical synthesis of polycyclic *N*-heterocycles under oxidant-free conditions *via* oxidation/[3 + 2] cycloaddition/aromatization cascade.³⁰ The reaction proceeded *via* the anodic oxidation of NHPI to form



Scheme 16 Electrochemical C–H functionalization of simple ketones with tetrahydroisoquinolines.



Scheme 17 Electrochemical synthesis of amidovinyl sulfone.





Scheme 18 Electrochemical synthesis of polycyclic N-heterocycles.

phthalimide *N*-oxyl (PINO) and the cathodic reduction of MeOH to H₂ and methoxide. The azomethine ylide was formed with hydrogen abstraction of tetrahydroisoquinoline acetate with the assistance of PINO, followed by reaction with *N*-methylmaleimide as the dipolarophile to yield product **19** via a [3 + 2] cycloaddition (Scheme 18).

3. Electrochemical reactions of nitriles

In 2021, Findlater *et al.* reported the electrochemical arylation of aldehydes, ketones, and alcohols with 1,4-dicyanobenzene or *para*-substituted electron-withdrawing cyanobenzene.³¹ The mechanistic investigations revealed that benzylic alcohol undergoes an oxidation process at the anode surface, which results in the corresponding benzaldehyde. The nucleophilic addition between benzaldehyde and anion radical arising from 1,4-dicyanobenzene at the cathode surface is the key step



Scheme 19 Electrochemical arylation of aldehydes and alcohols.

toward arylation product **20** (Scheme 19). In this reaction, the cyanide leaving group was trapped by valeraldehyde.

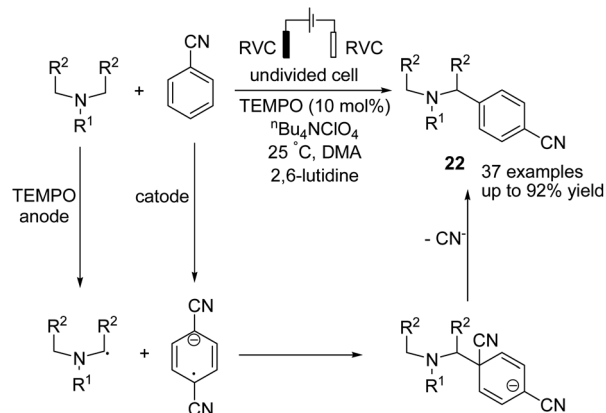
Singh *et al.* reported the electrochemical synthesis of 3,5-disubstituted triazoles from nitriles and hydrazides.³² The conversion proceeded *via* the reaction of an amide radical cation (formed in the anode by an anodic oxidation of an amide) with hydrazide. The intermediate then converted to the final product **21** by cyclization and cathodic reduction, which subsequently underwent a proton shift dehydration to afford the desired product (Scheme 20).

In 2019 Ye *et al.* reported an electrochemical TEMPO-catalyzed direct arylation of tertiary amines with benzonitrile derivatives *via* α -amino C(sp³)-H bond formation.³³ The reaction proceeded *via* the anodic conversion of TEMPO to TEMPO⁺, which reversibly oxidized the tertiary arylamine to TEMPO and amino radical in the presence of 2,6-lutidine. In the next step, a coupling of amino radical with anodic formed anion radical, which underwent subsequent elimination of cyanide anion and aromatization to give the final product **22** (Scheme 21).

In 2019 Wang, Yuan, and Li *et al.* reported an electrochemical oxidative C(sp³)-H/S-H cross-coupling of acetonitrile with thiols for the synthesis of tetrasubstituted olefins.³⁴ Mechanistic investigations revealed that the reaction proceeded *via* one hydrogen atom abstraction of acetonitrile to yield the corresponding radical form by iodine radical in the anode. Sequential radical addition to another acetonitrile molecule was



Scheme 20 Electrochemical synthesis of 3,5-disubstituted triazoles.



Scheme 21 Electrochemical arylation of tertiary amines.





Scheme 22 Electrochemical oxidative C sp^3 -H/S-H cross-coupling reaction.

followed by hydrogen atom transfer from RSH to yield product 23 (Scheme 22).

4. Electrochemical reactions of imines

In 2020, Lehnher, Rovis, and co-workers reported the synthesis of hindered primary and secondary amine 24 *via* an electrochemical reaction of bench top-stable iminium salts with cyanoheteroarenes.³⁵ According to the reported method, a wide variety of substituted heterocycles (pyridine, pyrimidine, pyrazine, purine, azaindole) has been utilized in the cross-coupling reaction, including those substituted with a halide, trifluoromethyl, ester, amide, or ether group, a heterocycle, or an unprotected alcohol or alkyne. The mechanistic studies based on DFT data, as well as cyclic voltammetry and NMR spectroscopy, showed that the reaction proceeded *via* a bi-radical cross-coupling of α -amino radicals and radicals derived from cyanoheteroarenes (Scheme 23).

The electrochemical synthesis of 1,2,4-triazole-fused heterocycles 25 *via* an intramolecular dehydrogenative C-N cross coupling reaction was developed by Zhang *et al.* in 2018.³⁶ By this method, valuable 1,2,4-triazolo[4,3-a]pyridines and



Scheme 23 Electrochemical synthesis hindered the primary and secondary amine.

related heterocyclic compounds were efficiently synthesized from commercially available aliphatic or (hetero)aromatic aldehydes and 2-hydrazinopyridine. The reaction proceeded *via* the condensation of 2-hydrazinopyridine and aldehyde and gave the hydrazone, which subsequently underwent deprotonation by hydroxide generated from the cathodic reduction of water to produce a nitrogen ion intermediate. The final product was obtained by a single-electron transfer (SET) oxidation followed by intramolecular radical addition, anodic oxidation, and deprotonation (Scheme 24).

In 2016, Xu *et al.* reported the electrochemical formation of amidinyl radical (through the anodic cleavage of N-H bonds) for functionalization of the aromatic C-H bond. The resulting nitrogen radicals underwent cyclizations with arenes, followed by re-aromatization, to yield functionalized tetracyclic benzimidazoles 26 (Scheme 25).³⁷

5. Electrochemical reactions of amides

Lie and co-workers in 2019 reported electrochemical dehydrogenative aryl C-H/N-H cross-coupling of aromatic C-H



Scheme 24 Electrochemical synthesis of 1,2,4-triazole-fused heterocycles.



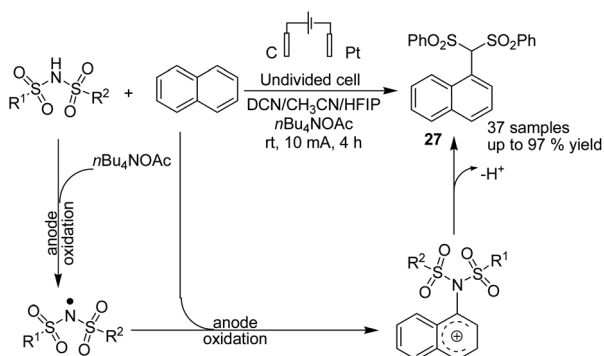
Scheme 25 Electrochemical synthesis hindered the primary and secondary amine.



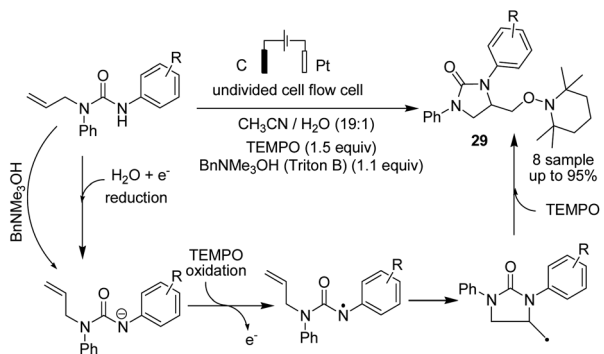
compounds with N–H of sulfonimides.³⁸ The reaction proceeded *via* an electrochemical oxidation-induced intermolecular cross-coupling with high regioselectivity through the N-radical addition pathway under external-oxidant-free and catalyst-free conditions. The cyclic voltammetry mechanistic study indicated that N-centered imidyl radicals are initially generated, and subsequently, radical addition to the aromatic C–H compound furnished a new C–N bond. The radical species underwent further oxidation to furnish a carbon cation intermediate, which finally was aromatized to provide the aryl C(sp²)–H imidation product **27** (Scheme 26).

In 2018, Ahmed *et al.* reported the efficient electrocatalysis of thiazolidin-2-imines *via* oxysulfurization of thiourea-tethered terminal alkenes.³⁹ The reported method was the first electrochemical cyclisation to access thiazolidin-2-imines. The reaction was carried out *via* electrolysis of *N*-allylic thioureas to generate radical intermediates of nitrogen and sulfur that subsequently cyclised *via* oxysulfurisation of terminal alkenes to give thiazolidin-2-imines **28** with satisfactory to high yields (Scheme 27). Later, they also studied the above process in the presence of TEMPO, and the results showed that product **29** was obtained in satisfactory to high yield.⁴⁰

Waldvogel *et al.* in 2019 reported the electrochemical synthesis of 2-oxazolines **30** *via* the fluorocyclization of allyl-carboxamides by a hypervalent iodine mediator.⁴¹ The process



Scheme 26 Electrochemical dehydrogenative aryl C–H/N–H cross-coupling reactions.



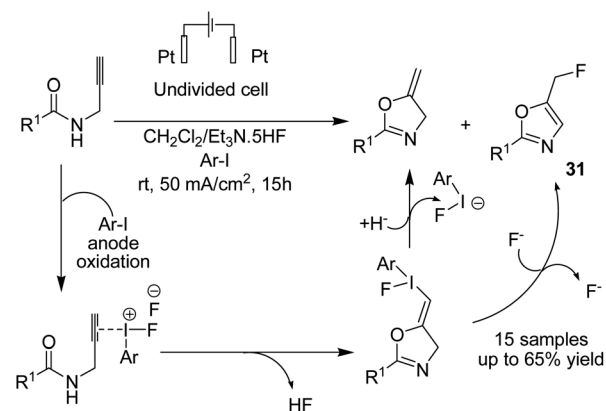
Scheme 27 Electrosynthesis of thiazolidin-2-imines **28** and trapped product **29** in the presence of TEMPO.



Scheme 28 Electrosynthesis of 2-oxazolines **30** by *in situ* generation of ArIF₂.

proceeded *via* anodic oxidation of the iodoarene to the activated hypervalent iodine. ArIF₂ was attacked by the nucleophilic double bond in the amide compound to form the iodonium species. Subsequently, the three-membered heterocycle was opened by the carbonyl, and finally, the intermediate was converted into product after an S_N²-type substitution reaction (Scheme 28). In another report, this group studied the electrochemical fluorocyclization of *N*-propargylamides for the synthesis of oxazoles.⁴² This reaction also proceeded *via* hypervalent ArIF₂ generation by direct electrochemical oxidation of iodoarene ArI in Et₃N·5HF, and it mediated the fluorocyclization of *N*-propargylamides to 5-fluoromethyl-2-oxazoles **31** (Scheme 29).

In 2018, Xu *et al.* reported the electrochemical synthesis of 7-membered carbocycles through cascade 5-*exo-trig*/7-*endo-trig* radical cyclization of carbamate containing a disubstituted *cis*-alkene and a monosubstituted alkene in the presence of Cp₂Fe (Scheme 30).⁴³ A 5-membered ring was initially formed with *trans*-disposition of the radical centre, and finally, the 6-heptenyl radical underwent regioselective 7-*endo* cyclization. The reaction proceeded *via* transfer of one electron from Cp₂Fe to the anode to afford Cp₂Fe⁺. The methoxide base anion generated at the cathode deprotonated the substrate to give its



Scheme 29 Electrosynthesis of 5-fluoromethyl-2-oxazoles **31** by *in situ* generation of ArIF₂.





Scheme 30 Electrochemical synthesis of 7-membered carbocycles.

conjugate base. A formed radical *via* oxidation of conjugated base by Cp_2Fe^+ through single-electron transfer (SET) underwent stereoselective 5-*exo-trig* cyclization to give carbon-centred radical species. Finally, the formed radical underwent 7-*endo-trig* cyclization with the remaining terminal alkene to give the bicyclic radical intermediate, and the reduction of radical *via* H-atom transfer afforded the final 7-membered ring product 32 (Scheme 30).

In 2019, Ackermann *et al.* reported an electrochemical position-, regio-, and chemo-selective ruthenium-catalyzed alkyne annulation by C–H/N–H activation of aryl carbamates.⁴⁴ The mechanistic studies showed that the reaction proceeded *via* a plausible catalytic cycle to commence by a facile organometallic C–H activation (Scheme 31). A generated seven-membered ruthena(II) cycle from the insertion and migration of alkyne



Scheme 31 Electrochemical selective ruthenium-catalyzed alkyne annulations by C–H/N–H activation of aryl carbamates.

rapidly underwent reductive elimination to product 33. The ruthenium(0) sandwich reoxidized in the anode.

Hu and Yi reported a formal aza-wacker cyclization *via* oxidative amination of crotyl *N*-arylcarbamates in the presence of a Cu catalyst for the synthesis of a wide range of 5-membered N-heterocycles including oxazolidinone, imidazolidinone, thiazolidinone, pyrrolidinone, and isoindolinone.⁴⁵ The transformation of secondary and primary alkyl radical intermediates into alkenes was carried out in the presence of Cu catalyst. The mechanistic studies showed that the crotyl *N*-arylcarbamate associates with the base to give a product, which is oxidized at the anode to give an amidyl radical. The radical underwent 5-*exo-trig* cyclization to afford the alkyl radical, which was captured by Cu(II) to generate a formal Cu(III) alkyl intermediate, and subsequently, product 34 was formed *via* a reductive elimination process (Scheme 32).

In the other study,⁴⁶ Ackermann *et al.* reported cobalt/electro-catalyzed C–H/N–H activation with carbon monoxide or isocyanides (Scheme 33). The reaction proceeded *via* a plausible catalytic cycle of initiation of the cobalt(II) pre-catalyst by anodic oxidation to form the catalytically competent cobalt(III). In the next step, carboxylate-assisted C–H activation and subsequent migratory insertion gave rise to the six-

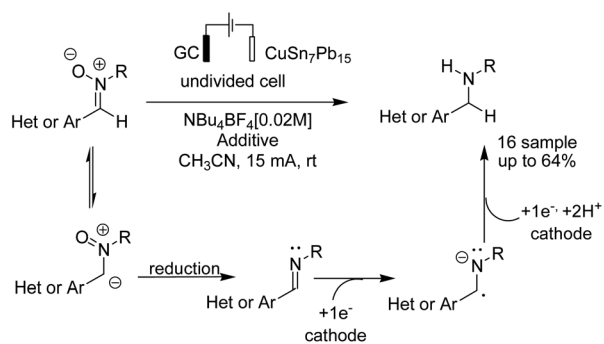
Scheme 32 Electrochemical aza-wacker cyclization of crotyl *N*-arylcarbamates.

Scheme 33 Electrochemical cobalt/electro-catalyzed C–H/N–H activation with carbon monoxide or isocyanides.





Scheme 34 Electrochemical reductive radical Smiles rearrangement.



Scheme 35 Electrochemical reduction of aromatic and heteroaromatic nitrones to amines.

membered cobalt(III) cycle, from which products 35 and 35' formed *via* reductive elimination (the catalytically active cobalt(III) carboxylate complex is regenerated by anodic oxidation).

An electrochemical reductive radical Smiles rearrangement for C–N bond formation of compound 36 was reported by Guo *et al.* in 2019.⁴⁷ The process proceeded *via* amidyl radical



Scheme 36 Electrochemical C–H functionalization of biaryl ketoximes for the synthesis of polycyclic N-heteroaromatic compounds.



Scheme 37 Electrochemical synthesis of 2,1-benzisoxazoles and quinoline N-oxides.

generation from the cleavage of the N–O bond of compound 36 under reductive electrolytic conditions, which played a crucial role in this transformation. The mechanistic studies showed that a single-electron transfer reduction in the cathode generated the radical amidyl intermediate, which subsequently underwent a radical Smiles rearrangement to form an O-centred radical intermediate, from which product 37 formed by cathodic reduction and protonation (Scheme 34).



Scheme 38 Electrochemical conversion of oximes to nitriles.















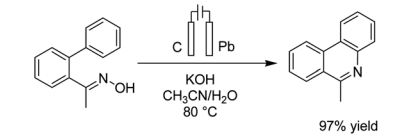
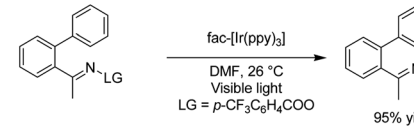






6. Electrochemical reactions of other organic nitrogen sources

Waldvogel and Rodrigo in 2019 reported an electrochemical reduction of aromatic and heteroaromatic nitrones to amines.⁴⁸ The reduction reaction needs four electrons, whereby two

electrons yield the imine, and the other two electrons are used for the reduction of the imine double bond to the corresponding amine (Scheme 35).

Xu *et al.* reported the electrochemical C–H functionalization of biaryl ketoximes for the synthesis of polycyclic N-heteroaromatic compounds and their corresponding N-oxides in the

Table 1 Comparison of some electrochemical reactions with the traditional approach

Entry	Electrosynthesis	Ref.	Traditional approach	Ref.
1		14		55
2		15		56
3		16		57
4		33		58
5		20		59
6		21		60
7		49		61
8		23		62
9		25		63
10		26		64



presence of TEMPO and Pt as a cathode.⁴⁹ The electro-synthesis proceeded *via* the anodic oxidation of TEMPO into TEMPO⁺, which then reacted with oxime to afford an iminoxyl radical. N-Cyclization of the iminoxyl radical onto the phenyl ring, followed by re-aromatization, yields N-oxide product **38** (Scheme 36).

In 2018, the Waldvogel research team reported a novel electro-synthesis method for the synthesis of 2,1-benzisoxazoles and quinoline N-oxides from nitro aromatic compounds.⁵⁰ The reaction proceeded *via* a cathodic reduction of the nitro moiety, and subsequent intramolecular cyclization afforded different substituted 2,1-benzisoxazoles and quinoline N-oxides (Scheme 37).

In another report, Waldvogel and Hartmer reported the electro-synthesis of nitriles from oximes.⁵¹ The reaction proceeded *via* anodic oxidation of the nitrile to nitrile oxide, and subsequent cathodic reduction of nitrile oxide afforded the nitrile compound (Scheme 38).

7. Summary and outlook

Electrosynthesis is an efficient and applicable method in organic transformation. The application of this method in organic synthesis is interesting and attractive. In this review, the electrochemical reaction of amines, nitriles, amides, and imines for the synthesis of various heterocyclic compounds and coupling products have been summarized and discussed. The developments in the application of electro-synthesis as an efficient method for organic transformations are impressive, and hopefully can initiate further evolution in this area.

This review is an introduction to an area that will inspire others to try electrochemical reactions for new organic transformations. The examples outlined in this review represent some of the organic transformations of nitrogen-containing compounds that assist scientists in trying to solve various problems in organic transformations by electrochemistry (Table 1). Electro-synthesis methods assist us in performing organic reactions in a simple manner, and there should be no reason to use stoichiometric amount of reagents to accomplish simple conversions, such as the conversion of alcohols to aldehydes, when the reaction can be efficiently carried out using electrochemistry. There is great potential in the chemoselectivity of the electro-synthesis method for various organic transformations, and especially their applications in the total synthesis of natural products. Although it is interesting that the reactions can be run using simple homemade equipment, we believe that the use of simple and standard instruments requires the development of electro-synthesis methods in organic transformations by scientists. We also believe that the development of electro-synthesis of organic compounds depends on mechanistic insights into electro-organic reactions. Our research group has recently entered this research field,^{52–54} and we hope that electrochemistry will soon become a routine technique in modern organic chemistry laboratories.

Conflicts of interest

There are no conflicts to declare.

Acknowledgements

The authors gratefully acknowledge support by the Institute for Advanced Studies in Basic Sciences (IASBS).

References

- 1 P. Anastas and N. Eghbali, *Chem. Soc. Rev.*, 2010, **39**, 301–312.
- 2 M. Yan, Y. Kawamata and P. S. Baran, *Chem. Rev.*, 2017, **117**, 13230–13319.
- 3 Y. Jiang, K. Xu and C. Zeng, *Chem. Rev.*, 2018, **118**, 4485–4540.
- 4 S. Tang, Y. Liu and A. Lei, *Chem*, 2018, **4**, 27–45.
- 5 N. Sauermann, R. Mei and L. Ackermann, *Angew. Chem., Int. Ed.*, 2018, **57**, 5090–5094.
- 6 H. Lund, *J. Electrochem. Soc.*, 2002, **149**, S21–S33.
- 7 A. Jutand, *Chem. Rev.*, 2008, **108**, 2300–2347.
- 8 A. Wiebe, T. Gieshoff, S. Mohle, E. Rodrigo, M. Zibes and S. R. Waldvogel, *Angew. Chem., Int. Ed.*, 2018, **57**, 5594–5619.
- 9 Y. Yuan and A. Lie, *Nat. Commun.*, 2020, **11**, 802.
- 10 T. Wirtanen, E. Rodrigo and S. R. Waldvogel, *Adv. Synth. Catal.*, 2020, **362**, 2088–2101.
- 11 R. Francke and R. D. Little, *Chem. Soc. Rev.*, 2014, **43**, 2492–2521.
- 12 J. L. Rockl, D. Pollok, R. Franke and S. R. Waldvogel, *Acc. Chem. Res.*, 2020, **53**, 45–61.
- 13 M. Faraday, *Ann. Phys. Chem.*, 1834, **109**, 433–451.
- 14 (a) J. Liu, Q. Liu, H. Yi, C. Qin, R. Bai, X. Qi and Y. A.-W. Lei, *Angew. Chem., Int. Ed.*, 2014, **53**, 502–506; (b) H. B. Wang and J. M. Huang, *Adv. Synth. Catal.*, 2016, **358**, 1975–2198.
- 15 G. Laudadio, E. Barmpoutsis, C. Schotten, L. Struik, S. Govaerts, D. L. Browne and T. Noël, *J. Am. Chem. Soc.*, 2019, **141**, 5664–5668.
- 16 H. Hong, Z. Zou, G. Liang, S. Pu, J. Hu, L. Chen, Z. Zhu, Y. Li and Y. Huang, *Org. Biomol. Chem.*, 2020, **18**, 5832.
- 17 L. Zeng, J. Li, J. Gao, X. Huang, W. Wang, X. Zheng, L. Gu, G. Li, S. Zhang and Y. He, *Green Chem.*, 2020, **22**, 3416.
- 18 X. Gao, P. Wang, Q. Wang, J. Chen and A. Lei, *Green Chem.*, 2019, **21**, 4941.
- 19 Z. Zhou, K. Hu, J. Wang, Z. Li, Y. Zhang, Z. Zha and Z. Wang, *ACS Omega*, 2020, **5**, 31963–31973.
- 20 W. Q. Jian, H. B. Wang, K. S. Du, W. Q. Zhong and J. M. Huang, *ChemElectroChem*, 2019, **6**, 2733.
- 21 M. Ošeka, G. Laudadio, N. P. van Leest, M. Dyga, A. D. A. Bartolomeu, L. J. Gooßen, B. de Bruin, K. T. de Oliveira and T. Noël, *Chem*, 2021, **7**, 255–266.
- 22 Q. -L. Yang, X.-Y. Wang, J.-Y. Lu, L.-P. Zhang, P. Fang and T.-S. Mei, *J. Am. Chem. Soc.*, 2018, **140**, 11487–11494.
- 23 Y. Wang, P. Qian, J.-H. Su, Y. Li, M. Bi, Z. Zha and Z. Wang, *Green Chem.*, 2017, **19**, 4769–4773.
- 24 D.-Z. Lin and J.-M. Huang, *Org. Lett.*, 2018, **20**, 2112–2115.
- 25 K.-J. Li, K. Xu, Y.-G. Liu, C.-C. Zeng and B.-G. Sun, *Adv. Synth. Catal.*, 2019, **361**, 1033–1041.
- 26 M. Huang, J. Dai, X. Cheng and M. Ding, *Org. Lett.*, 2019, **21**, 7759–7762.



Review

- 27 H.-S. Kim and S. Lee, *Eur. J. Org. Chem.*, 2019, **2019**, 6951–6955.
- 28 N. Fu, L. Li, Q. Yang and S. Luo, *Org. Lett.*, 2017, **19**, 2122–2125.
- 29 P.-S. Gao, X.-J. Wang, Z. -H. Wang, C. Zhang, B. Sun, Z. -H. Chen, S.-L. You and T.-S. Mei, *Angew. Chem., Int. Ed.*, 2020, **59**, 15254–15259.
- 30 Q. Wang, T. Yuan, Q. Liu, Y. Xu, G. Xie, X. Lv, S. Ding, X. Wang and C. Li, *Chem. Commun.*, 2019, **55**, 8398–8401.
- 31 S. Zhang, L. Li, J. Li, J. Shi, K. Xu, W. Gao, L. Zong, G. Li and M. Findlater, *Angew. Chem., Int. Ed.*, 2021, **60**, 7275–7282.
- 32 M. Singh, L. K. Sharma, R. Dubey, M. K. Patel, V. Prakash and R. K. P. Singh, *ChemistrySelect*, 2020, **5**, 3847–3849.
- 33 Y. Ma, X. Yao, L. Zhang, P. Ni, R. Cheng and J. Ye, *Angew. Chem., Int. Ed.*, 2019, **58**, 16548–16553.
- 34 F. Lu, Z. Yang, T. Wang, T. Wang, Y. Zhang, Y. Yuan and A. Lei, *Chin. J. Chem.*, 2019, **37**, 547–551.
- 35 D. Lehnerr, Y.-H. Lam, M. C. Nicastrì, J. Liu, J. A. Newman, E. L. Regalado, D. A. DiRocco and T. Rovis, *J. Am. Chem. Soc.*, 2020, **142**, 468–478.
- 36 Z. Ye, M. Ding, Y. Wu, Y. Li, W. Hua and F. Zhang, *Green Chem.*, 2018, **20**, 1732.
- 37 H.-B. Zhao, Z.-W. Hou, Z.-J. Liu, Z.-F. Zhou, J. Song and H.-C. Xu, *Angew. Chem., Int. Ed.*, 2017, **56**, 587–592.
- 38 X. Hu, G. Zhang, L. Nie, T. Kong and A. Lie, *Nat. Commun.*, 2019, **10**, 5467–5476.
- 39 M. Islam, B. M. Kariuki, Z. Shafiq, T. Wirth and N. Ahmed, *Eur. J. Org. Chem.*, 2019, **2019**, 1371–1376.
- 40 N. Ahmed and A. Vgenopoulou, *SynOpen*, 2019, **3**, 46–48.
- 41 J. D. Haupt, M. Berger and S. R. Waldvogel, *Org. Lett.*, 2019, **21**, 242–245.
- 42 J. D. Herszman, M. Berger and S. R. Waldvogel, *Org. Lett.*, 2019, **21**, 7893–7896.
- 43 H. Long, J. Song and H.-C. Xu, *Org. Chem. Front.*, 2018, **5**, 3129–3132.
- 44 R. Mei, J. Koeller and L. Ackermann, *Chem. Commun.*, 2018, **54**, 12879–12882.
- 45 X. Yi and X. Hu, *Angew. Chem., Int. Ed.*, 2019, **58**, 4700–4704.
- 46 S. C. Sau, R. Mei, J. Struwe and L. Ackermann, *ChemSusChem*, 2019, **12**, 3023–3027.
- 47 X. Chang, Q. Zhang and C. Guo, *Org. Lett.*, 2019, **21**, 10–13.
- 48 E. Rodrigo and S. R. Waldvogel, *Chem. Sci.*, 2019, **10**, 2044–2047.
- 49 H.-B. Zhao, P. Xu, J. Song and H.-C. Xu, *Angew. Chem., Int. Ed.*, 2018, **57**, 15153.
- 50 E. Rodrigo, H. Baunis, E. Suna and S. R. Waldvogel, *Chem. Commun.*, 2019, **55**, 12255–12258.
- 51 M. F. Hartmer and S. R. Waldvogel, *Chem. Commun.*, 2015, **51**, 16346.
- 52 B. Kaboudin, L. Behrouzi, F. Kazemi, M. M. Najafpour and H. Aoyama, *ACS Omega*, 2020, **5**, 17947–17954.
- 53 L. Behrouzi, R. Bagheri, M. R. Mohammadi, Z. Song, P. Chernev, H. Dau, M. M. Najafpour and B. Kaboudin, *Sci. Rep.*, 2020, **10**, 19378.
- 54 L. Behrouzi, R. Bagheri, Z. Song, F. Kazemi, B. Kaboudin and M. M. Najafpour, *Mater. Res. Express*, 2019, **6**, 125607.
- 55 J. Liu, Q. Liu, H. Yi, C. Qin, R. Bai, X. Qi, Y. Lan and A. Lei, *Angew. Chem., Int. Ed.*, 2014, **53**, 502–506.
- 56 B. Du, Y. Wang, W. Sha, P. Qian, H. Mei, J. Han and Y. Pa, *Asian J. Org. Chem.*, 2017, **6**, 153–156.
- 57 A. Lator, Q. G. Gaillard, D. S. Mérel, J. F. Lohier, S. Gaillard, A. Poater and J. L. Renaud, *J. Org. Chem.*, 2019, **84**, 6813–6829.
- 58 Ueno, Y. Ikeda and E. Shirakawa, *Eur. J. Org. Chem.*, 2017, **28**, 4188–4193.
- 59 Y. Liu, L. Lu, H. Zhou, F. Xu, C. Ma, Z. Huang and J. X. S. Xu, *RSC Adv.*, 2019, **9**, 34671–34676.
- 60 S. K. Y. Leung, W. M. Tsui, J. S. Huang, C. M. Che and J. L. L. N. Zhu, *J. Am. Chem. Soc.*, 2005, **127**, 16629–16664.
- 61 H. Jiang, X. An, K. Tong, T. Zheng, Y. Zhang and S. Yu, *Angew. Chem., Int. Ed.*, 2015, **54**, 4055–4059.
- 62 N. I. Ivanova, P. A. Volkov, L. I. Larina, N. K. Gusarova and B. A. Trofimov, *Chem. Heterocycl. Compd.*, 2012, **47**, 1384–1389.
- 63 A. Gupta, M. S. Eshmukhand and N. Jain, *J. Org. Chem.*, 2017, **82**, 4784–4792.
- 64 B. Lin, S. Shi, R. Lin, Y. Cui, M. Fang, G. Tang and Y. Zhao, *J. Org. Chem.*, 2018, **83**, 6754–6761.

