

Cite this: *RSC Adv.*, 2018, 8, 4230

Kinetic and mechanistic study on gas phase reactions of ozone with a series of *cis*-3-hexenyl esters†

Qilei Zhang,^{‡ab} Xiaoxiao Lin,^{‡a} Yanbo Gai,^{ID} *^a Qiao Ma,^{ab} Weixiong Zhao,^a Bo Fang,^a Bo Long,^{ID} ^c and Weijun Zhang^{*ad}

As an important group of green leaf volatiles (GLVs), C6 hexenyl esters, are found to be widely emitted into the atmosphere by plants and vegetation, especially when they suffer mechanical damage. It is indispensable to understand their atmospheric fate for environmental assessment and model simulation. In this paper, the rate constants for reactions of O₃ with four *cis*-3-hexenyl esters have been measured using an absolute method in a flow tube reactor at 298 K and atmospheric pressure. The measured rate constants (in 10⁻¹⁷ cm³ per molecule per s) were 4.06 ± 0.66 for *cis*-3-hexenyl formate, 5.77 ± 0.70 for *cis*-3-hexenyl acetate, 7.62 ± 0.88 for *cis*-3-hexenyl propionate, and 12.34 ± 1.59 for *cis*-3-hexenyl butyrate, respectively. Theoretical calculations were also carried out for the title reactions to better understand their kinetics and mechanism using density functional theory (DFT) and transition state theory (TST). Geometry optimizations, energy and harmonic vibrational frequency calculations were performed for all of the stationary points at the BHandHLYP/6-311+G(d,p) level of theory. The calculated rate constants were in good agreement with the experimental values. The results showed that the reactivity of the studied compounds towards O₃ was obviously dependent on their chemical structure, such as the nature of the substituent, and the relative positions of the double bond and the substituent. The results were also discussed in terms of their atmospheric importance in the degradation of these unsaturated esters by comparing their lifetimes with respect to their reactions with O₃ and other main atmospheric oxidants.

Received 15th December 2017

Accepted 17th January 2018

DOI: 10.1039/c7ra13369c

rsc.li/rsc-advances

Introduction

Large quantities of volatile organic compounds (VOCs) are emitted directly into the atmosphere from biogenic and anthropogenic sources, of which biogenic volatile organic compounds (BVOCs) account for about 90% estimated on a global basis.^{1,2} Because of their relatively high atmospheric reactivity, BVOCs are believed to play a central role in determining atmospheric composition and the oxidizing capacity of the atmosphere.³⁻⁵ Many studies have found great discrepancy between measured and simulated OH concentration, total OH reactivity and also the production of ozone.⁶⁻⁸ In addition to the uncertainty in the understanding of VOC emissions, the lack of

systematic understanding of the reaction process of identified VOCs is also an important reason for this discrepancy. Thus, it is very important to thoroughly study the reaction processes, including atmospheric degradation mechanisms, and kinetic information, for all the VOCs emitted into the atmosphere.

Green leaf volatiles (GLVs) are one of the most important groups of BVOCs, represented by a series of C5 and C6 oxygenated hydrocarbons. They are produced within plant cells through biochemical conversion of some fatty acid, and emitted into the atmosphere by vegetation during the developmental processes or in response to external stress.^{9,10} As an important class of components, C6 hexenyl esters have been extensively detected. For example, many studies have shown that *cis*-3-hexenyl acetate is one of the major components of vegetation emissions,¹¹⁻¹⁴ and sometimes accounts for more than 40% of the total emissions.^{15,16} It has also been demonstrated as the predominant wound-inducible volatile signal that mediates indirect defense responses by directing tritrophic (plant-herbivore-natural enemy) interactions.¹⁷ Besides *cis*-3-hexenyl acetate, other C6 hexenyl esters have also been recognized to contribute a significant fraction to the total BVOC flux, such as *cis*-3-hexenyl formate, *cis*-3-hexenyl butyrate and *cis*-3-hexenyl isovalerate.¹⁸⁻²⁰

Although reaction with OH may be the dominant degradation pathway for these esters in the atmosphere, reaction with

^aLaboratory of Atmospheric Physico-Chemistry, Anhui Institute of Optics and Fine Mechanics, Chinese Academy of Sciences, Hefei, 230031, Anhui, China. E-mail: gaiyanbo@aiofm.ac.cn

^bUniversity of Science and Technology of China, Hefei 230026, China

^cSchool of Materials Science and Engineering, Guizhou Minzu University, Guiyang 550025, China

^dSchool of Environmental Science and Optoelectronic Technology, University of Science and Technology of China, Hefei, 230026, Anhui, China

† Electronic supplementary information (ESI) available. See DOI: 10.1039/c7ra13369c

‡ These authors contributed equally to this work.



O₃ may also play an important role, especially in polluted areas.⁴ Because of the higher concentration of O₃ than that of OH, when rate constants for reactions of these unsaturated esters with ozone reach 10⁻¹⁷ cm³ per molecule per s, oxidation of these esters by O₃ would be competitive with OH reactions. In the literature, reaction of *cis*-3-hexenyl acetate with O₃ has been studied by two groups and the rate constants reported were at (5.4 ± 1.4) × 10⁻¹⁷ cm³ per molecule per s and (5.9 ± 0.87) × 10⁻¹⁷ cm³ per molecule per s, respectively, which indicates that reaction with O₃ cannot be ignored for the atmospheric degradation of *cis*-3-hexenyl acetate.^{21,22}

In this work, we have studied the reaction kinetics of O₃ with four *cis*-3-hexenyl esters (*cis*-3-hexenyl formate, *cis*-3-hexenyl acetate, *cis*-3-hexenyl propionate and *cis*-3-hexenyl butyrate) and isoprene using experimental methods in a flow tube reactor as well as using theoretical methods. As far as we know, there are still no kinetic data for the O₃ reactions with *cis*-3-hexenyl formate, *cis*-3-hexenyl propionate and *cis*-3-hexenyl butyrate in the literature. Thus, this work provides the first kinetic study for these reactions. The results can help to evaluate the lifetime, main removal pathways and influence area of these esters in the atmosphere and can also be used as input data of atmospheric chemical models for more accurate air quality predictions.

Experimental and theoretical methods

Experimental

Experiments were carried out in a coaxial double-tube flow reactor. The outer tube (i.d. 36 mm, length 100 cm) was for the VOC flow. The inner (i.d. 4 mm, length 120 cm) was for the O₃ flow, which was movable along a range of axial positions. The end of the inner tube was designed with a series of small emitting holes to allow the reagent flows from the inner and the outer tubes better mixed. The schematic diagram of the experimental setup and gas flow is shown in Fig. S1 in the (ESI†).

Clean zero air was used as bath gas, which was generated from a zero air generator (AADCO, 737-15). O₃ was generated *via* electrical discharge by an ozone generator (COM-AD-01, ANSEROS, Germany). A known amount of the liquid VOC reagent was injected into a heated three-necked flask with microsyringe and flushed into a Teflon bag by zero air to obtain certain concentration of VOCs. A sampling pump (GM-1.0A, Jinteng Experimental Equipment Co., Ltd.) operated at the central outlet of the reactor draws forward the gas flow through the reactor. The O₃ flow and VOC flow were set at about 0.5 L min⁻¹ and 1.6 L min⁻¹, respectively, by mass flow controllers (MFC, D08-8C, Beijing Sevenstar Electronics). Thus, the initial concentration of the VOC in the flow reactor could be calculated from its original concentration in the Teflon bag and the flow rates of both the O₃ and VOC flow in the reactor. An ozone analyzer (Model 49i, Thermo Scientific) was used to measure the concentration of O₃ at the end of the reactor tube. The reaction time was varied in the range of 0–25 s by adjusting the position of the inner tube relatively to the sampling point (0–80 cm). In our experimental conditions, the Reynolds number calculated was ~90 with the linear flow velocity at ~3.44 cm s⁻¹, corresponding to a laminar flow. Experiments were conducted at

a total pressure of 760 Torr and room temperature (298 ± 2 K) with the relative humidity ≤ 5%.

The rate constants were measured under pseudo-first-order conditions with the range of [VOC]₀/[O₃]₀ at about 100–500, which had been used in our previous works.^{23,24} The temporal profile of [O₃] can be given as:

$$[\text{O}_3]_t = [\text{O}_3]_0 \exp(-k't) \quad (\text{I})$$

then

$$\ln \frac{[\text{O}_3]_0}{[\text{O}_3]_t} = k'_t \quad (\text{II})$$

where

$$k' = k_i[\text{VOC}]_0 + k_w \quad (\text{III})$$

where k' represents the pseudo-first-order rate constant, k_w is the O₃ decay rate in the absence of VOC. k_i is the rate constant for the reaction of O₃ with the studied VOC to be measured. Thus, with the O₃ concentration measured during the reaction, k' can be obtained from eqn (II). Then k_i can be derived by eqn (III) from the obtained values of k' at various [VOC]₀.

The VOC reagents involved in this work included isoprene and a series of *cis*-3-hexenyl esters. The sources and their stated purity levels were as follows: *cis*-3-hexenyl formate (97%), *cis*-3-hexenyl acetate (98%), *cis*-3-hexenyl propionate (98%), *cis*-3-hexenyl butyrate (98%), Adamas Reagent Co., Ltd.; isoprene (99%), Alfa Aesar Co., Ltd. Cyclohexane (≥99.5%) was also used in some experiments as OH radical scavenger, which was from Sinopharm chemical reagent Co., Ltd.

Theoretical calculations

The reactions of *cis*-3-hexenyl formate, *cis*-3-hexenyl acetate, *cis*-3-hexenyl propionate and *cis*-3-hexenyl butyrate with O₃ have been described at the density functional theory (DFT) level, employing the BHandHLYP functional and the 6-311+G(d,p) basis sets. Geometry optimizations, energies and the harmonic vibrational frequencies calculations were performed for all of the stationary points at the BHandHLYP/6-311+G(d,p) level of theory. Each local minimum has all positive frequencies and each transition state (TS) has one imaginary frequency. In addition, the connection between each minimum and the corresponding transition state (TS) was confirmed with intrinsic reaction path (IRC) method calculations.²⁵ Quantum chemical calculations were performed with the Gaussian 09 program.²⁶ The reaction rate constants were calculated using multiconformer transition state theory (MC-TST) as the reactions involve multiple conformers.²⁷ For example, it includes two conformers (*cis* and *trans*) of the reactant and eight conformers of the transition state (TS1–TS8) in the reaction of *cis*-3-hexenyl formate with O₃.

Results and discussion

Absolute rate constant measurements

The initial concentrations used in the reactions were (0.74–2.58) × 10¹² molecule per cm³ for O₃ and (1.51–6.51) × 10¹⁴ molecule



per cm^3 for *cis*-3-hexenyl esters. In the absence of O_3 , the wall loss of the *cis*-3-hexenyl esters in the flow tube was first measured using a gas chromatography-flame ionization detector (GC-FID, 7820A, Agilent Technologies), which was showed to be negligible. Moreover, the GC-measured concentration of the studied esters in the reactor was very consistent with the concentration calculated based on its original concentration in the Teflon bag and the flow rates in the reactor. Thus, the calculated initial concentrations were used in the following experiments. It is well known that OH radicals could be produced in the ozone reactions with unsaturated VOCs,^{28–30} which would cause possible change in the VOC concentration. Thus, comparative experiments with and without cyclohexane as OH scavenger were conducted, and no significant difference was found in the rate constants. Fig. S2† gives one example of comparative experiments in the reaction of O_3 with *cis*-3-hexenyl acetate. Actually, since the initial concentration of the esters was in large excess than O_3 , it would almost not change during the reaction. So that loss of the esters caused by reaction with OH radicals would have a negligible effect on the experiments.

To validate the setup and the methods, rate constant for the reaction of O_3 with isoprene was at first measured, which has been widely studied in the literatures.^{31,32} The initial concentrations of isoprene used were in the range of $(5.25\text{--}10.5) \times 10^{14}$ molecule per cm^3 . In all experiments, the ozone concentration with the inner tube at different positions was measured, corresponding to the ozone concentration at different reaction time. Experiments at each initial concentrations of isoprene were repeated at least twice. One typical set of pseudo-first-order plots for O_3 reactions with different concentrations of isoprene is shown in Fig. S3.† The slope of each straight line gives the pseudo-first-order rate constants, k' . The absolute rate constant, k_i , then was obtained by plotting all the data sets of k' against their corresponding $[\text{isoprene}]_0$ in Fig. 1. The determined rate constant was $(1.23 \pm 0.16) \times 10^{-17} \text{ cm}^3 \text{ per molecule per s}$. It was in very good agreement with the IUPAC recommended value for $k_{\text{O}_3+\text{isoprene}}$ which was $1.27 \times 10^{-17} \text{ cm}^3 \text{ per molecule per s}$.³²

Then, reactions of O_3 with four *cis*-3-hexenyl esters, *cis*-3-hexenyl formate, *cis*-3-hexenyl acetate, *cis*-3-hexenyl propionate and *cis*-3-hexenyl butyrate, were studied. Fig. 2 shows one group of the typical pseudo-first-order plots for O_3 reactions with different concentrations of *cis*-3-hexenyl acetate. Pseudo-first-order plots for other esters studied are given in Fig. S4–S6 in ESI.† In the flow reactor, the pseudo-first-order rate constants obtained may be subject to diffusion processes.^{33–35} So corrections were made to the experimentally obtained k' values considering the axial and radial diffusion of O_3 by:

$$k'_{\text{corrected}} = k'_{\text{exp}} \left(1 + \frac{k'_{\text{exp}} D}{\nu^2} + \frac{k'_{\text{exp}} r^2}{48D} \right) \quad (\text{IV})$$

where k'_{exp} is the experimentally obtained pseudo-first-order rate constants (s^{-1}), r is the reactor radius (cm), ν is the average linear velocity (cm s^{-1}), D is the molecular diffusion coefficient of O_3 in air which was estimated to be $0.169 \text{ cm}^2 \text{ s}^{-1}$

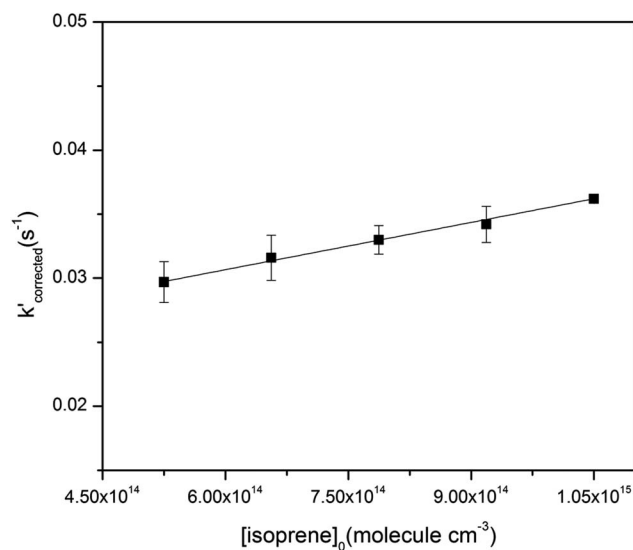


Fig. 1 Plot of k' (corrected) versus initial isoprene concentrations.

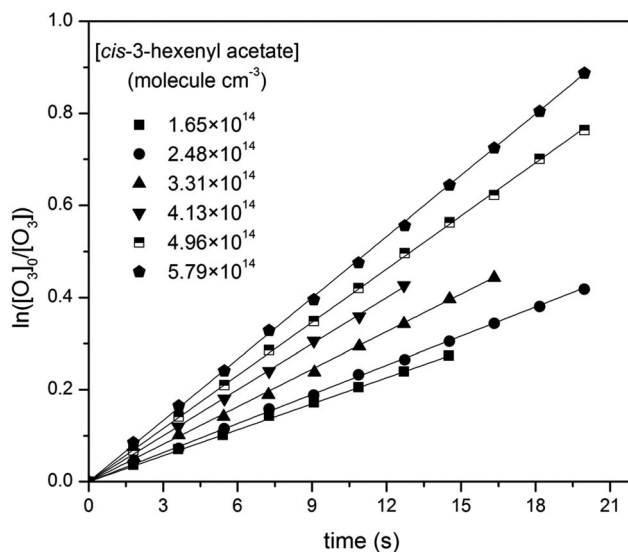


Fig. 2 Pseudo-first-order plots for O_3 reactions with different concentrations of *cis*-3-hexenyl acetate (in molecule per cm^3).

at 298 K and 760 torr.³⁶ The final correction factor for k'_{exp} was in the range of 1.01–1.03, which indicated that the influence of diffusion could be negligible in this work. To be accurate, $k'_{\text{corrected}}$ were still used.

Plotting $k'_{\text{corrected}}$ against the initial ester concentrations yields the second order rate constant. Plots for four studied esters are shown in Fig. 3, all of which showed good linearity. As a result, the acquired rate constants for the studied reactions are as follows, with the errors including 2σ from the least-square fitting and a systematic error estimated $\sim 10\%$ which was believed to include errors from the measurement of $[\text{O}_3]$, the initial concentration calculation of the esters, the flow measurement in the reactor, and some other possible errors.



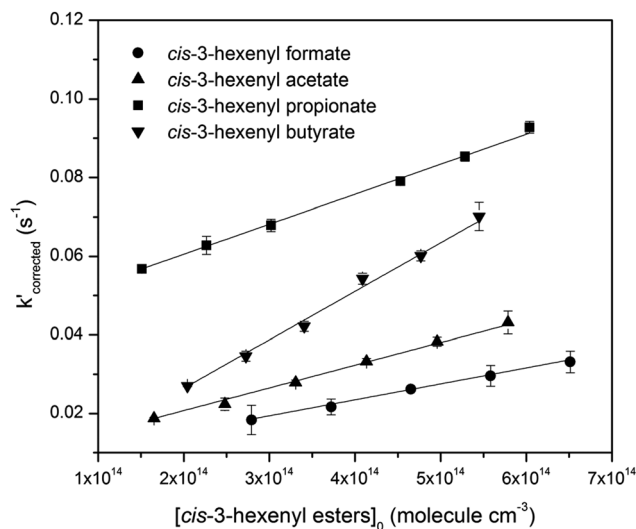


Fig. 3 Plots of k' (corrected) versus initial ester concentrations at room temperature. The lines represent linear least-squares fitting (in order to express more clearly, the plots of *cis*-3-hexenyl propionate was artificially shifted upward by 0.04).

$$k_{\text{cis-3-hexenyl formate}} = (4.06 \pm 0.66) \times 10^{-17} \text{ cm}^3 \text{ per molecule per s}$$

$$k_{\text{cis-3-hexenyl acetate}} = (5.77 \pm 0.70) \times 10^{-17} \text{ cm}^3 \text{ per molecule per s}$$

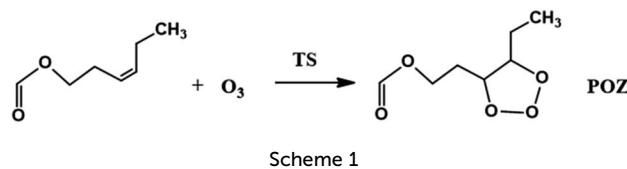
$$k_{\text{cis-3-hexenyl propionate}} = (7.62 \pm 0.88) \times 10^{-17} \text{ cm}^3 \text{ per molecule per s}$$

$$k_{\text{cis-3-hexenyl butyrate}} = (12.34 \pm 1.59) \times 10^{-17} \text{ cm}^3 \text{ per molecule per s}$$

Of the four *cis*-3-hexenyl esters studied here, only reaction of *cis*-3-hexenyl acetate has been studied previously. Using *cis*-2-butene as reference compound, Atkinson *et al.* gave a relative rate constant of $(5.4 \pm 1.4) \times 10^{-17} \text{ cm}^3 \text{ per molecule per s}$.²¹ Then Grosjean *et al.* reported an absolute rate constant for this reaction, which was $(5.9 \pm 0.87) \times 10^{-17} \text{ cm}^3 \text{ per molecule per s}$.²² The value we measured in this work at $(5.77 \pm 0.70) \times 10^{-17} \text{ cm}^3 \text{ per molecule per s}$ agreed very well with both of these literature data within the stated uncertainties. For reactions of O_3 with other three esters, to the best of our knowledge, no previously reported kinetic values are available, and thus, no direct comparisons with literature are made here.

Reaction mechanism and theoretical rate constants

The O_3 reactions with unsaturated compounds are initiated by the 1,3-dipolar addition of O_3 to the $\text{C}=\text{C}$ bond through a transition state (TS), which leads to the production of a primary ozonide (POZ).^{24,37,38} Scheme 1 illustrates the mechanism of *cis*-3-hexenyl formate with O_3 . Structures of the reactants, the transition states (TS) and the primary ozonide for the reaction of O_3 with *cis*-3-hexenyl formate are given in Fig. 4, and those for other esters are given in Fig. S7–S9.† There are two conformers (*cis* and *trans*) of the reactant for the *cis*-3-hexenyl formate, *cis*-3-hexenyl acetate, *cis*-3-hexenyl propionate and *cis*-3-hexenyl butyrate, respectively. Eight transition states,



TS1–TS8, were identified associated with the production of the primary ozonides (POZ1–POZ8) from each unsaturated ester ozonolysis reactions. The potential energy surface for the reaction pathways are presented in Fig. 5 and S10–S12† at the BH&HLYP/6-311+G(d,p) level of theory. All of the ozone addition reactions are highly exothermic, with the reaction energies more than 270 kJ mol^{-1} .

Rate constants including tunneling at 298 K for each unsaturated ester were calculated. There are several methods for tunneling corrections.^{39–41} In this work, Eckart tunneling⁴² was used, which has been performed on the TheRate program.⁴³ The rate constant is expressed as

$$k = \sigma \kappa \frac{k_B T}{h} \frac{Q_{\text{TS}}^\ddagger}{Q_{\text{R1}} Q_{\text{R2}}} e^{-\Delta E^\ddagger / RT}$$

where σ is the symmetry factor, κ is the tunneling factor (Eckart tunneling correction), k_B and h are the Boltzmann and Planck constants, respectively, Q_{TS}^\ddagger is the partition function of the transition state, Q_{R1} and Q_{R2} are the partition functions of the reactants (R), and ΔE^\ddagger is the barrier height of the reaction. This method has been extensively utilized in the atmospheric reactions.^{44–47}

The calculated rate constants for the reactions of ozone with each unsaturated ester are $6.60 \times 10^{-17} \text{ cm}^3 \text{ per molecule per s}$, $6.84 \times 10^{-17} \text{ cm}^3 \text{ per molecule per s}$, $10.84 \times 10^{-17} \text{ cm}^3 \text{ per molecule per s}$, and $17.89 \times 10^{-17} \text{ cm}^3 \text{ per molecule per s}$, respectively.

Reactivity trends

As mentioned above, the reaction of ozone with unsaturated VOCs begins with the electrophilic addition of ozone to the carbon–carbon double bond. Thus, the factors that affect the electronic density on the double bond will also affect the reactivity of unsaturated VOCs toward ozone. Table 1 shows the rate constants for the reactions studied in this work and those for reactions of several compounds with similar structures in the literature.

It can be seen that, the rate constants for the four studied *cis*-3-hexenyl esters are all smaller than that of *cis*-3-hexene, reflecting the electron-withdrawing effect of the $-\text{OC}(\text{O})\text{R}$ function group. And the rate constants toward O_3 increase with the length of R group (R from H, CH_3 , CH_2CH_3 to $\text{CH}_2\text{CH}_2\text{CH}_3$). The theoretical calculation results show similar reactivity trend, *i.e.*, the reaction rate increases from *cis*-3-hexenyl formate to *cis*-3-hexenyl butyrate. When the ester group is separated from the $\text{C}=\text{C}$ double bond by CH_2 group, comparing vinyl acetate with *cis*-3-hexenyl acetate, and vinyl propionate with *cis*-3-hexenyl propionate in Table 1, the electron-withdrawing influence of the ester group on the reactivity reduced, and the rate constants



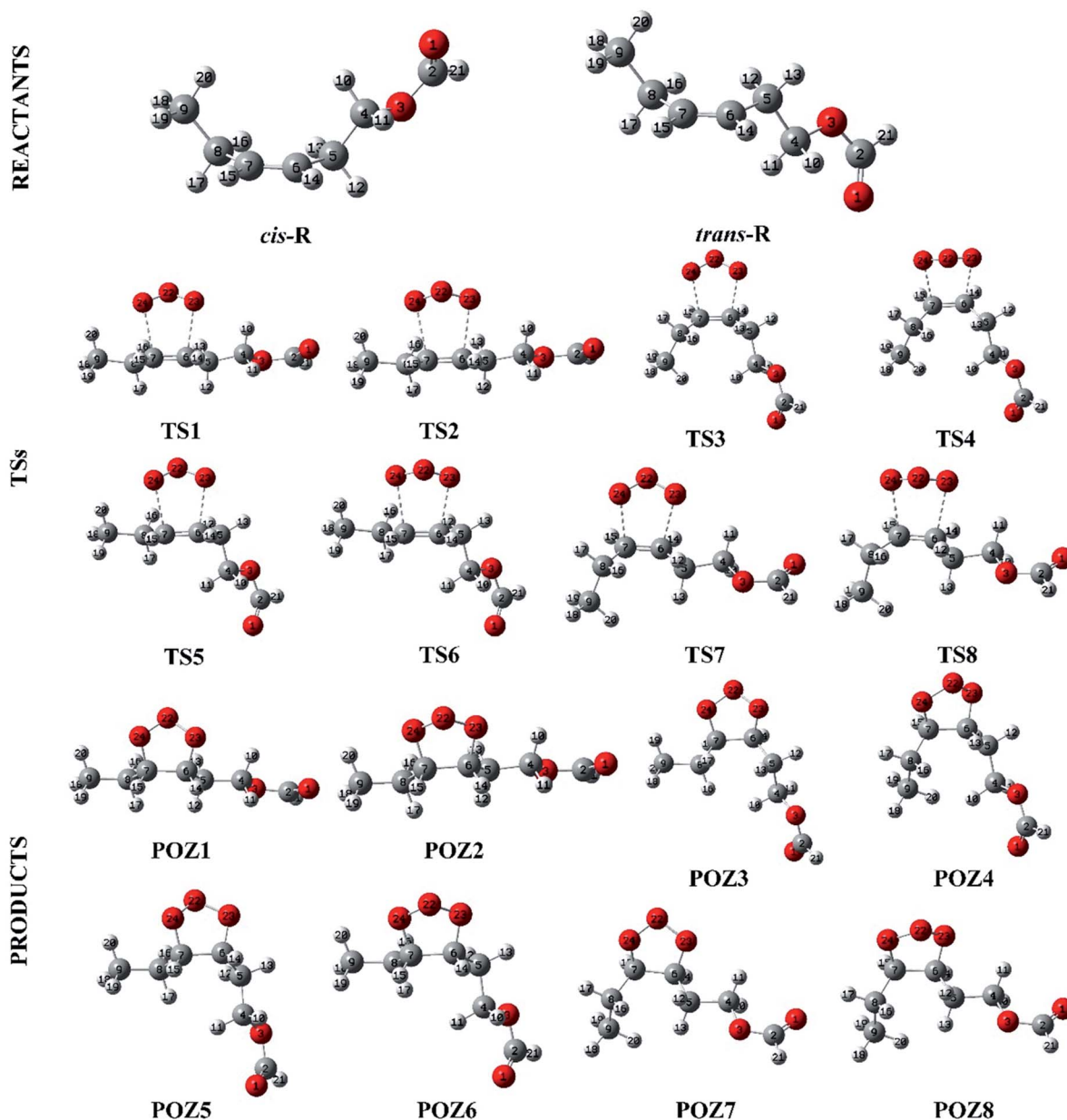


Fig. 4 Structures for the reactants, transition states and products along the *cis*-3-hexenyl formate + O₃ reaction profile.

increased by more than 10 times, from 10^{-18} cm³ per molecule per s to 10^{-17} cm³ per molecule per s. Obviously, the farther the distance between the ester group and the C=C bond, the smaller the influence of the ester group on the reactivity and the greater the reaction rate constants. For vinyl acetate, *cis*-2-hexenyl acetate (one CH₂ group between the ester group and C=C bond) and *cis*-3-hexenyl acetate (two CH₂ groups between the ester group and C=C bond), the rate constants increased from 3.0×10^{-18} cm³ per molecule per s to 2.50×10^{-17} and 5.77×10^{-17} cm³ per molecule per s, respectively. For the *cis*-3-hexenyl compounds, the reactivity toward O₃ also varies with the nature of the substituent. Table 1 compares the reactivity of *cis*-3-hexene, *cis*-3-hexen-1-ol (replacing -CH₃ by -CH₂OH), *cis*-3-hexenyl formate (replacing -CH₃ by -CH₂OC(O)H) and *cis*-3-hexenal

(replacing -CH₃ by -C(O)H), with the rate constants at 14.4×10^{-17} , 5.47×10^{-17} , 4.06×10^{-17} and 3.5×10^{-17} cm³ per molecule per s, respectively, indicating the relative magnitude of electron-withdrawing effect of these substituents in the order -C(O)H > -CH₂OC(O)H > -CH₂OH. The rate constants of *cis*-3-hexenyl acetate, *cis*-3-hexenyl propionate and *cis*-3-hexenyl butyrate are all larger than that of *cis*-3-hexen-1-ol, which is the result that the alkyl group in ester group weakens the electron withdrawing effect of the ester group.

Atmospheric implications

The atmospheric implications of this work can be analyzed through comparison of the lifetimes of the *cis*-3-hexenyl esters with respect to reaction with the main atmospheric oxidants,






Fig. 5 BHandHLYP/6-311+G(d,p) energy profile (in kJ mol⁻¹) for the *cis*-3-hexenyl formate ozonolysis.

such as OH, NO₃, O₃ and Cl. Lifetimes were calculated using the expression $\tau = 1/(k[X])$, where $[X]$ represents the concentration of the oxidant and k is the corresponding rate constant. Rate constants for these reactions are correlated with the highest occupied molecular orbital (HOMO) energies of the unsaturated VOCs.^{53,54} Thus, the rate constants without reported experimental values were estimated using their HOMO energies which were calculated at the HF/6-31G** level of theory using the Gaussian 09 program and listed in Table S1.[†] The obtained

rate constants for these *cis*-3-hexenyl esters and the calculated lifetimes are summarized in Table 2.

It is clear from Table 2 that reactions with OH, NO₃ radicals and O₃ should all play important role in the atmospheric removal of the studied *cis*-3-hexenyl esters. Lifetimes estimated for these esters are all in the range of a few hours, which means that these esters are likely to be rapidly removed in the vicinity of their emission source. In the daytime, OH radical plays a major role; in the night, NO₃ radical becomes the main

Table 1 Comparison of the rate constants (cm³ per molecule per s) for reactions of O₃ with a series of unsaturated esters at 298 K and atmospheric pressure

Esters	Formula	k_{O_3}
Vinyl acetate	CH=CH ₂ OC(O)CH ₃	3.0×10^{-18} (ref. 48)
Vinyl propionate	CH=CH ₂ OC(O)CH ₂ CH ₃	5.3×10^{-18} (ref. 49)
<i>cis</i> -2-Hexenyl acetate	CH ₃ (CH ₂) ₂ CH=CHCH ₂ OC(O)CH ₃	2.50×10^{-17} (ref. 50)
<i>cis</i> -3-Hexene	CH ₃ CH ₂ CH=CHCH ₂ CH ₃	14.4×10^{-17} (ref. 51)
<i>cis</i> -3-Hexen-1-ol	CH ₃ CH ₂ CH=CHCH ₂ CH ₂ OH	5.47×10^{-17} (ref. 24)
<i>cis</i> -3-Hexenal	CH ₃ CH ₂ CH=CHCH ₂ CHO	3.5×10^{-17} (ref. 52)
<i>cis</i> -3-Hexenyl formate	CH ₃ CH ₂ CH=CH(CH ₂) ₂ OC(O)H	4.06×10^{-17a}
<i>cis</i> -3-Hexenyl acetate	CH ₃ CH ₂ CH=CH(CH ₂) ₂ OC(O)CH ₃	5.77×10^{-17a}
<i>cis</i> -3-Hexenyl propionate	CH ₃ CH ₂ CH=CH(CH ₂) ₂ OC(O)CH ₂ CH ₃	7.62×10^{-17a}
<i>cis</i> -3-Hexenyl butyrate	CH ₃ CH ₂ CH=CH(CH ₂) ₂ OC(O)(CH ₂) ₂ CH ₃	12.34×10^{-17a}

^a This work.



Table 2 Atmospheric lifetimes, τ , for studied esters calculated using the corresponding rate constants

Esters	k (cm ³ per molecule per s)				τ^f (hours)			
	$k_{\text{OH}} \times 10^{11}$	$k_{\text{NO}_3} \times 10^{14c}$	$k_{\text{O}_3} \times 10^{17d}$	$k_{\text{Cl}} \times 10^{10}$	τ_{OH}	τ_{NO_3}	τ_{O_3}	τ_{Cl}
<i>cis</i> -3-Hexenyl formate	4.61 ^a	3.67	4.06	2.45 ^a	6.0	15.1	9.8	226.8
<i>cis</i> -3-Hexenyl acetate	7.84 ^b	5.77	5.77	4.77 ^e	3.5	9.6	6.9	116.5
<i>cis</i> -3-Hexenyl propionate	4.07 ^c	6.09	7.62	4.80 ^e	6.8	9.1	5.2	115.7
<i>cis</i> -3-Hexenyl butyrate	4.08 ^c	6.25	12.34	4.82 ^e	6.8	8.9	3.2	115.3

^a Rodriguez *et al.*, 2015.⁵⁵ ^b Atkinson *et al.*, 1995.²¹ ^c King *et al.*, 1999, $\ln(k_{\text{OH}}) = 1.13E_{\text{HOMO}} - 13.11$; $\ln(k_{\text{NO}_3}) = 6.37E_{\text{HOMO}} + 30.54$.⁵³ ^d This work. ^e Timmerghazin *et al.*, 2001, $\ln(k_{\text{Cl}}) = 0.8E_{\text{HOMO}} - 13.8$.⁵⁴ ^f Atmospheric concentrations of the oxidants used were: $[\text{O}_3] = 7 \times 10^{11}$ molecule per cm³,⁵⁶ $[\text{OH}] = 1.0 \times 10^6$ molecule per cm³,⁵⁷ $[\text{NO}_3] = 5 \times 10^8$ molecule per cm³,⁵⁸ $[\text{Cl}] = 5 \times 10^3$ molecule per cm³.⁵⁹

oxidant for these esters; while ozone can compete with them either day or night. The contribution of Cl atoms seems small. However, due to their high reaction rate, it may be significant in areas with high chlorine atom concentrations, such as coastal areas and some mid-continental polluted areas.^{60–62} Other possible removal processes for these esters, such as photolysis, dry and wet depositions, could be considered negligible, since they do not absorb radiation in the actinic region, and are highly volatile and insoluble in water.⁶³ It should be noted that the ozone concentration used in Table 2 is only the background concentration (28 ppb) in the remote region, where O₃ reactions have already been comparable to the reaction with OH and NO₃ radicals. In some urban areas, ozone concentrations frequently exceed 120 ppb and are even much higher.^{64,65} In this case, the reaction with ozone will become the most important degradation pathway of these unsaturated esters in the atmosphere.

Reactions of these unsaturated esters with ozone are expected to produce some carbonyl compounds (such as aldehydes, ketones or esters) and some organic nitrates, which could further be subject to reaction with OH or photolysis, contributing to the formation of secondary organic aerosol (SOA) or photochemical smog. Therefore, further studies should be conducted on the product distribution of these reactions and their contribution to the formation of SOA. In addition, for reactions with OH, NO₃ radicals and Cl atoms, both theoretical and experimental studies are still necessary to obtain their accurate rate constants and to reevaluate the atmospheric implications of these reactions.

Conclusions

In summary, the rate constants of the reactions of O₃ with four *cis*-3-hexenyl esters and isoprene were measured using absolute method in a laminar flow reactor. At 298 K and atmosphere pressure, the following values (in 10^{−17} cm³ per molecule per s) were obtained: 4.06 ± 0.66 for *cis*-3-hexenyl formate, 5.77 ± 0.70 for *cis*-3-hexenyl acetate, 7.62 ± 0.88 for *cis*-3-hexenyl propionate, 12.34 ± 1.59 for *cis*-3-hexenyl butyrate, and 1.23 ± 0.16 for isoprene. The results of isoprene and *cis*-3-hexenyl acetate showed very good agreement with the literature data, indicating the reliability of this reactor in the kinetic study. To the best of our knowledge, it was the first kinetic study for the O₃ reactions with *cis*-3-hexenyl formate, *cis*-3-hexenyl propionate and *cis*-3-

hexenyl butyrate. Theoretical calculations were also performed to better understand the kinetics and the mechanism of the title reactions. The results showed that reactions of these unsaturated esters with O₃ are slower than their corresponding parent alkene because of the electron-withdrawing effect of the −OC(O) R function group, and the extent of this effect was obviously dependent on the structure of the R group, as well as the relative distance between the double bond and the ester group. It can be found from the calculation of atmospheric lifetimes that reaction with O₃ is one of the most important removal pathways for these esters in the atmosphere. They are expected to have short atmospheric lifetimes due to their high reactivity with OH, NO₃ radicals and O₃. Therefore, further research on the reaction products will be necessary to assess the effect of these reactions on regional pollution.

Conflicts of interest

There are no conflicts to declare.

Acknowledgements

This work was supported by the National Natural Science Foundation of China (No. 91544228, 41575125, 41605102, 41775125), the National Key Research and Development Program of China (2016YFC0202205), and the Presidential Foundation of Hefei Institutes of Physical Science (No. YZJJ201508), CAS.

Notes and references

- 1 A. Guenther, C. N. Hewitt, D. Erickson, R. Fall, C. Geron, T. Graedel, P. Harley, L. Klinger, M. Lerdau, W. A. McKay, T. Pierce, B. Scholes, R. Steinbrecher, R. Tallamraju, J. Taylor and P. Zimmerman, *J. Geophys. Res.*, 1995, **100**, 8873–8892.
- 2 A. H. Goldstein and I. E. Galbally, *Environ. Sci. Technol.*, 2007, **41**, 1514–1521.
- 3 J. D. Fuentes, M. Lerdau, R. Atkinson, D. Baldocchi, J. W. Bottenheim, P. Ciccioli, B. Lamb, C. Geron, L. Gu, A. Guenther, T. D. Sharkey and W. Stockwell, *Bull. Am. Meteorol. Soc.*, 2000, **81**, 1537–1575.
- 4 R. Atkinson and J. Arey, *Atmos. Environ.*, 2003, **37**, S197–S219.



- 5 E. G. Colman, M. B. Blanco, I. Barnes and M. A. Teruel, *RSC Adv.*, 2015, **5**, 30500–30506.
- 6 A. Hofzumahaus, F. Rohrer, K. D. Lu, B. Bohn, T. Brauers, C. C. Chang, H. Fuchs, F. Holland, K. Kita, Y. Kondo, X. Li, S. R. Lou, M. Shao, L. M. Zeng, A. Wahner and Y. H. Zhang, *Science*, 2009, **324**, 1702–1704.
- 7 L. K. Whalley, D. Stone, B. Bandy, R. Dunmore, J. F. Hamilton, J. Hopkins, J. D. Lee, A. C. Lewis and D. E. Heard, *Atmos. Chem. Phys.*, 2016, **16**, 2109–2122.
- 8 X. R. Ren, D. van Duin, M. Cazorla, S. Chen, J. Q. Mao, L. Zhang, W. H. Brune, J. H. Flynn, N. Grossberg, B. L. Lefer, B. Rappengluck, K. W. Wong, C. Tsai, J. Stutz, J. E. Dibb, B. T. Jobson, W. T. Luke and P. Kelley, *J. Geophys. Res.: Atmos.*, 2013, **118**, 5770–5780.
- 9 *Lipids in Plant and Algae Development. Subcellular Biochemistry*, ed. Y. Nakamura and Y. Li-Beisson, Springer, Cham, 2016, vol. 86, pp. 427–443.
- 10 M. M. Maja, A. Kasurinen, T. Holopainen, R. Julkunen-Tiitto and J. K. Holopainen, *Sci. Total Environ.*, 2016, **547**, 39–47.
- 11 J. Arey, A. M. Winer, R. Atkinson, S. M. Aschmann, W. D. Long and C. L. Morrison, *Atmos. Environ., Part A*, 1991, **25**, 1063–1075.
- 12 G. König, M. Brunda, H. Puxbaum, C. N. Hewitt, S. C. Duckham and J. Rudolph, *Atmos. Environ.*, 1995, **29**, 861–874.
- 13 F. Brilli, T. M. Ruuskanen, R. Schnitzhofer, M. Müller, M. Breitenlechner, V. Bittner, G. Wohlfahrt, F. Loreto and A. Hansel, *PLoS One*, 2011, **6**, e20419.
- 14 K. Jardine, G. A. Barron-Gafford, J. P. Norman, L. Abrell, R. K. Monson, K. T. Meyers, M. Pavao-Zuckerman, K. Dontsova, E. Kleist, C. Werner and T. E. Huxman, *Photosynth. Res.*, 2012, **113**, 321–333.
- 15 W. Kirstine, I. Galbally, Y. R. Ye and M. Hooper, *J. Geophys. Res.*, 1998, **103**, 10605–10619.
- 16 F. Brilli, L. Hortnagl, I. Bamberger, R. Schnitzhofer, T. M. Ruuskanen, A. Hansel, F. Loreto and G. Wohlfahrt, *Environ. Sci. Technol.*, 2012, **46**, 3859–3865.
- 17 W. E. Chehab, R. Kaspi, T. A. Savchenko and K. Dehesh, *Proceedings of ANAS, Biological Sciences*, 2010, **65**, 145–151.
- 18 D. Helmig, L. F. Klinger, A. Guenther, L. Vierling, C. Geron and P. Zimmerman, *Chemosphere*, 1999, **38**, 2163–2187.
- 19 J. Ruther, *J. Chromatogr. A*, 2000, **890**, 313–319.
- 20 M. M. Maja, A. Kasurinen, T. Holopainen, S. Kontunen-Soppela, E. Oksanen and J. K. Holopainen, *Tree Physiol.*, 2015, **35**, 975–986.
- 21 R. Atkinson, J. Arey, S. M. Aschmann, S. B. Corchnoy and Y. H. Shu, *Int. J. Chem. Kinet.*, 1995, **27**, 941–955.
- 22 E. Grosjean and D. Grosjean, *Int. J. Chem. Kinet.*, 1998, **30**, 21–29.
- 23 Y. B. Gai, M. F. Ge and W. G. Wang, *Atmos. Environ.*, 2011, **45**, 53–59.
- 24 X. X. Lin, Q. Ma, C. Q. Yang, X. F. Tang, W. X. Zhao, C. J. Hu, X. J. Gu, B. Fang, Y. B. Gai and W. J. Zhang, *RSC Adv.*, 2016, **6**, 83573–83580.
- 25 C. Gonzalez and H. B. Schlegel, *J. Phys. Chem.*, 1990, **94**, 5523–5527.
- 26 M. J. Frisch, G. W. Trucks, H. B. Schlegel, G. E. Scuseria, M. A. Robb, J. R. Cheeseman, G. Scalmani, V. Barone, B. Mennucci, G. A. Petersson, H. Nakatsuji, M. Caricato, X. Li, H. P. Hratchian, A. F. Izmaylov, J. Bloino, G. Zheng, J. L. Sonnenberg, M. Hada, M. Ehara, K. Toyota, R. Fukuda, J. Hasegawa, M. Ishida, T. Nakajima, Y. Honda, O. Kitao, H. Nakai, T. Vreven, J. A. Montgomery Jr, J. E. Peralta, F. Ogliaro, M. Bearpark, J. J. Heyd, E. Brothers, K. N. Kudin, V. N. Staroverov, R. Kobayashi, J. Normand, K. Raghavachari, A. Rendell, J. C. Burant, S. S. Iyengar, J. Tomasi, M. Cossi, N. Rega, J. M. Millam, M. Klene, J. E. Knox, J. B. Cross, V. Bakken, C. Adamo, J. Jaramillo, R. Gomperts, R. E. Stratmann, O. Yazyev, A. J. Austin, R. Cammi, C. Pomelli, J. W. Ochterski, R. L. Martin, K. Morokuma, V. G. Zakrzewski, G. A. Voth, P. Salvador, J. J. Dannenberg, S. Dapprich, A. D. Daniels, Ö. Farkas, J. B. Foresman, J. V. Ortiz, J. Cioslowski, and D. J. Fox, *Gaussian 09, Revision A.02*, Gaussian, Inc., Wallingford CT, 2009.
- 27 K. H. Møller, R. V. Otkjær, N. Hyttinen, T. Kurtén and H. G. Kjaergaard, *J. Phys. Chem. A*, 2016, **120**, 10072–10087.
- 28 D. Johnson and G. Marston, *Chem. Soc. Rev.*, 2008, **37**, 699–716.
- 29 S. M. Aschmann, J. Arey and R. Atkinson, *Atmos. Environ.*, 2002, **36**, 4347–4355.
- 30 T. L. Malkin, A. Goddard, D. E. Heard and P. W. Seakins, *Atmos. Chem. Phys.*, 2010, **10**, 1441–1459.
- 31 R. Atkinson, D. L. Baulch, R. A. Cox, J. N. Crowley, R. F. Hampson, R. G. Hynes, M. E. Jenkin, M. J. Rossi and J. Troe, *Atmos. Chem. Phys.*, 2006, **6**, 3625–4055.
- 32 IUPAC, Task Group on Atmospheric Chemical Kinetic Data Evaluation-Data sheets for gas phase organic reactions: O_x + VOC, <http://iupac.pole-ether.fr/>.
- 33 F. Kaufman, *J. Phys. Chem.*, 1984, **88**, 4909–4917.
- 34 L. F. Keyser, *J. Phys. Chem.*, 1984, **88**, 4750–4758.
- 35 H. Chen, Y. Ren, M. Cazaunau, V. Daële, Y. Hu, J. Chen and A. Mellouki, *Chem. Phys. Lett.*, 2015, **621**, 71–77.
- 36 W. J. Massmana, *Atmos. Environ.*, 1998, **32**, 1111–1127.
- 37 L. Vereecken and J. S. Francisco, *Chem. Soc. Rev.*, 2012, **41**, 6259–6293.
- 38 E. Gaona-Colman, M. B. Blanco, I. Barnes, P. Wiesen and M. A. Teruel, *RSC Adv.*, 2017, **7**, 2733–2744.
- 39 W. H. Miller, Y. Zhao, M. Ceotto and S. Yang, *J. Chem. Phys.*, 2003, **119**, 1329.
- 40 C. Aieta, F. Gabas and M. Ceotto, *J. Phys. Chem. A*, 2016, **120**, 4853–4862.
- 41 C. Aieta and M. Ceotto, *J. Chem. Phys.*, 2017, **146**, 214115.
- 42 C. Eckart, *Phys. Rev.*, 1930, **35**, 1303–1309.
- 43 W. T. Duncan, R. L. Bell and T. N. Truong, *J. Comput. Chem.*, 1998, **19**, 1039–1052.
- 44 B. Long, W. J. Zhang, X. F. Tan, Z. W. Long, Y. B. Wang and D. S. Ren, *J. Phys. Chem. A*, 2011, **115**, 1350–1357.
- 45 B. Long, X. F. Tan, C. R. Chang, W. X. Zhao, Z. W. Long, D. S. Ren and W. J. Zhang, *J. Phys. Chem. A*, 2013, **117**, 5106–5116.
- 46 J. R. Alvarez-Idaboy, N. Mora-Diez and A. Vivier-Bunge, *J. Am. Chem. Soc.*, 2000, **122**, 3715–3720.



- 47 J. R. Alvarez-Idaboy, N. Mora-Diez, R. J. Boyd and A. Vivier-Bunge, *J. Am. Chem. Soc.*, 2001, **123**, 2018–2024.
- 48 B. Picquet-Varrault, M. Scarfogliero and J. F. Doussin, *Environ. Sci. Technol.*, 2010, **44**, 4615–4621.
- 49 E. Gaona Colman, M. B. Blanco, I. Barnes and M. Teruel, *Chem. Phys. Lett.*, 2013, **579**, 11–15.
- 50 J. Li, Y. H. Sun, H. J. Cao, D. D. Han and M. X. He, *Struct. Chem.*, 2014, **25**, 71–83.
- 51 E. Grosjean and D. Grosjean, *Int. J. Chem. Kinet.*, 1996, **28**, 461–466.
- 52 J. H. Xing, M. Ono, A. Kuroda, K. Obi, K. Sato and T. Imamura, *J. Phys. Chem. A*, 2012, **116**, 8523–8529.
- 53 M. D. King, C. E. Canosa-Mas and R. P. Wayne, *Phys. Chem. Chem. Phys.*, 1999, **1**, 2231–2238.
- 54 Q. K. Timerghazin and P. A. Ariya, *Phys. Chem. Chem. Phys.*, 2001, **3**, 3981–3986.
- 55 D. Rodriguez, A. Rodriguez, I. Bravo, A. Garzon, A. Aranda, Y. Diaz-de-Mera and A. Notario, *Int. J. Environ. Sci. Technol.*, 2015, **12**, 2881–2890.
- 56 J. A. Logan, *J. Geophys. Res.*, 1985, **90**, 10463–10482.
- 57 W. J. Bloss, M. J. Evans, J. D. Lee, R. Sommariva, D. E. Heard and M. J. Pilling, *Faraday Discuss.*, 2005, **130**, 425–436.
- 58 Y. Shu and R. Atkinson, *J. Geophys. Res.*, 1995, **100**, 7275–7281.
- 59 A. A. P. Pszenny, W. C. Keene, D. J. Jacob, S. Fan, J. R. Maben, M. P. Zetwo, M. Springer-Young and J. N. Galloway, *Geophys. Res. Lett.*, 1993, **20**, 699–702.
- 60 A. Rodriguez, I. Bravo, D. Rodriguez, M. Tajuelo, Y. Diaz-de-Mera and A. Aranda, *RSC Adv.*, 2016, **6**, 21833–21843.
- 61 J. A. Thornton, J. P. Kercher, T. P. Riedel, N. L. Wagner, J. Cozic, J. S. Holloway, W. P. Dube, G. M. Wolfe, P. K. Quinn, A. M. Middlebrook, B. Alexander and S. S. Brown, *Nature*, 2010, **464**, 271–274.
- 62 X. X. Liu, H. Qu, L. G. Huey, Y. H. Wang, S. Sjostedt, L. M. Zeng, K. D. Lu, Y. S. Wu, M. Hu, M. Shao, T. Zhu and Y. H. Zhang, *Environ. Sci. Technol.*, 2017, **51**, 9588–9595.
- 63 M. B. Blanco, I. Bejan, I. Barnes, P. Wielsen and M. A. Teruel, *J. Phys. Chem. A*, 2009, **113**, 5958–5965.
- 64 Y. Wang, P. Konopka, Y. Liu, H. Chen, R. Muller, F. Ploger, M. Riese, Z. Cai and D. Lu, *Atmos. Chem. Phys.*, 2012, **12**, 8389–8399.
- 65 X. Pu, T. J. Wang, X. Huang, D. Melas, P. Zanis, D. K. Papanastasiou and A. Poupkou, *Sci. Total Environ.*, 2017, **603–604**, 807–816.

