

# Journal of Materials Chemistry A

Materials for energy and sustainability

Accepted Manuscript

This article can be cited before page numbers have been issued, to do this please use: J. Y. Q. Teo, M. Y. Tan, D. Safanama, S. Chien, Y. Jiang, L. Y. H. Queh, T. T. Y. Tan, N. Ding, D. Fam and J. Y. C. Lim, *J. Mater. Chem. A*, 2024, DOI: 10.1039/D4TA02178A.



This is an Accepted Manuscript, which has been through the Royal Society of Chemistry peer review process and has been accepted for publication.

Accepted Manuscripts are published online shortly after acceptance, before technical editing, formatting and proof reading. Using this free service, authors can make their results available to the community, in citable form, before we publish the edited article. We will replace this Accepted Manuscript with the edited and formatted Advance Article as soon as it is available.

You can find more information about Accepted Manuscripts in the [Information for Authors](#).

Please note that technical editing may introduce minor changes to the text and/or graphics, which may alter content. The journal's standard [Terms & Conditions](#) and the [Ethical guidelines](#) still apply. In no event shall the Royal Society of Chemistry be held responsible for any errors or omissions in this Accepted Manuscript or any consequences arising from the use of any information it contains.

## ARTICLE

# A Cradle-to-Cradle Approach for Successive Upcycling of Polyethylene to Polymer Electrolytes to Organic Acids

Jerald Y. Q. Teo,<sup>†a</sup> Ming Yan Tan,<sup>†a</sup> Dorsasadat Safanama,<sup>a</sup> Sheau Wei Chien,<sup>a</sup> Yixuan Jiang,<sup>a,e</sup> Lewis Queh,<sup>b</sup> Tristan T. Y. Tan,<sup>a</sup> Ding Ning,<sup>a</sup> Derrick W. H. Fam<sup>a,c,d\*</sup> and Jason Y. C. Lim<sup>a,e\*</sup>Received 00th January 20xx,  
Accepted 00th January 20xx

DOI: 10.1039/x0xx00000x

Polymer electrolytes are poised to increasingly dominate energy storage devices such as lithium ion batteries (LiB) in the near future. Although this has spurred development of new generations of polymer electrolytes derived from alternative non-petroleum feedstock by valorising societal waste, the solid electrolyte materials' end-of-life has thus far been largely overlooked, which can contribute to growing environmental and plastic waste pollution. To address this, we demonstrate herein a cradle-to-cradle upcycling approach for polymer electrolytes derived from polyethylene – the most abundant waste plastic produced annually. Polyethylene was first aerobically activated using *N*-hydroxyphthalimide organocatalysts, and subsequently modified to yield polyethylene-*graft*-polyester copolymers. Both components of the copolymer played synergistic roles to enable them to perform well as solid and gel polymer electrolytes with appreciable ionic conductivities. A prototype LiB cell formulated using the PE-derived copolymer as gel polymer electrolyte showed high Coulombic efficiency and excellent retention of charge/discharge capacity. Notably, we demonstrated the ease of chemically upcycling these post-use PE-polyester polymer electrolytes through organocatalytic oxidation to yield industrially-relevant, short-chain dicarboxylic acids. Our method is tolerant to common additives such as lithium salts, even in significant quantities, thus enabling the polymer electrolytes to be directly upcycled without any additional pretreatment. Our approach of upcycling waste plastics into functional polymer electrolyte materials, which are in turn feedstock for further value creation at the end of their lives, provides a viable value chain for sustainable polymer electrolyte materials which can also be applicable to other functional materials derived from waste plastics.

## Introduction

With increasing demand for electrification and consumer electronics worldwide, the market for portable and rechargeable high-performance energy storage systems such as lithium ion batteries (LiBs) is expecting strong unabated growth for the foreseeable future. As an essential component of LiBs, electrolytes dictate the battery's electrochemical performance, stability and safety. In recent years, polymer electrolytes are gaining popularity over solvent-based liquid electrolytes due to their reduced risk of dendrite formation, which can cause short

circuitry, overheating and thermal runaway.<sup>1, 2</sup> Thus, they can be expected to partially replace conventional liquid electrolyte-containing LiBs in the coming years.<sup>3</sup> Although a number of petroleum-based polymers such as polyethylene oxides (PEOs) have been successfully applied in real-life LiBs used in electric vehicles,<sup>4</sup> increasing global demand has driven attempts to develop more sustainable alternatives.<sup>5, 6</sup> Other than being produced from low-cost, renewable feedstock, the material's end-of-life is another important, but often overlooked, aspect of sustainable electrolyte design.<sup>7-9</sup> Indeed, with increasing consumption of batteries, the need to develop strategies for post-lifespan treatment of waste battery materials will become increasingly urgent to reduce the environmental impact and recover the cost of raw materials (typically minerals).<sup>10</sup> Although recycling batteries to recover precious metals has been the main focus of the industry, the increasing popularity of polymer-based solid state batteries presents a pressing need to uncover viable solutions for treating the used polymer electrolytes. While natural polysaccharides (e.g. cellulose, chitosan, carrageenan) and their derivatives have been explored as polymer electrolytes,<sup>11-13</sup> their crystallinity can be difficult to control and can give rise to poor ionic conductivities. This results in the need for creation of blends and composites<sup>13</sup> which can later complicate end-of-life processing.<sup>14</sup> Therefore,

<sup>a</sup> Institute of Materials Research and Engineering (IMRE), Agency for Science, Technology and Research (A\*STAR), 2 Fusionopolis Way, Innova #08-03, Singapore 138634, Republic of Singapore. E-mail: [jason\\_lim@imre.a-star.edu.sg](mailto:jason_lim@imre.a-star.edu.sg); [derrickfamwh@imre.a-star.edu.sg](mailto:derrickfamwh@imre.a-star.edu.sg)

<sup>b</sup> Institute of Sustainability for Chemicals, Energy and Environment (ISCE2), Agency for Science, Technology and Research (A\*STAR), 1 Pesek Road, Jurong Island, Singapore 627833, Republic of Singapore.

<sup>c</sup> School of Materials Science and Engineering, Nanyang Technological University, 50 Nanyang Ave, Singapore 639798, Singapore

<sup>d</sup> Department of Mechanical Engineering, College of Design and Engineering, National University of Singapore, 9 Engineering Drive 1, Block EA #07-08, Singapore 117575, Singapore

<sup>e</sup> Department of Materials Science and Engineering, National University of Singapore (NUS), 9 Engineering Drive 1, Singapore 117576, Singapore

<sup>†</sup> These authors contributed equally to the manuscript.

Electronic Supplementary Information (ESI) available. See DOI: 10.1039/x0xx00000x

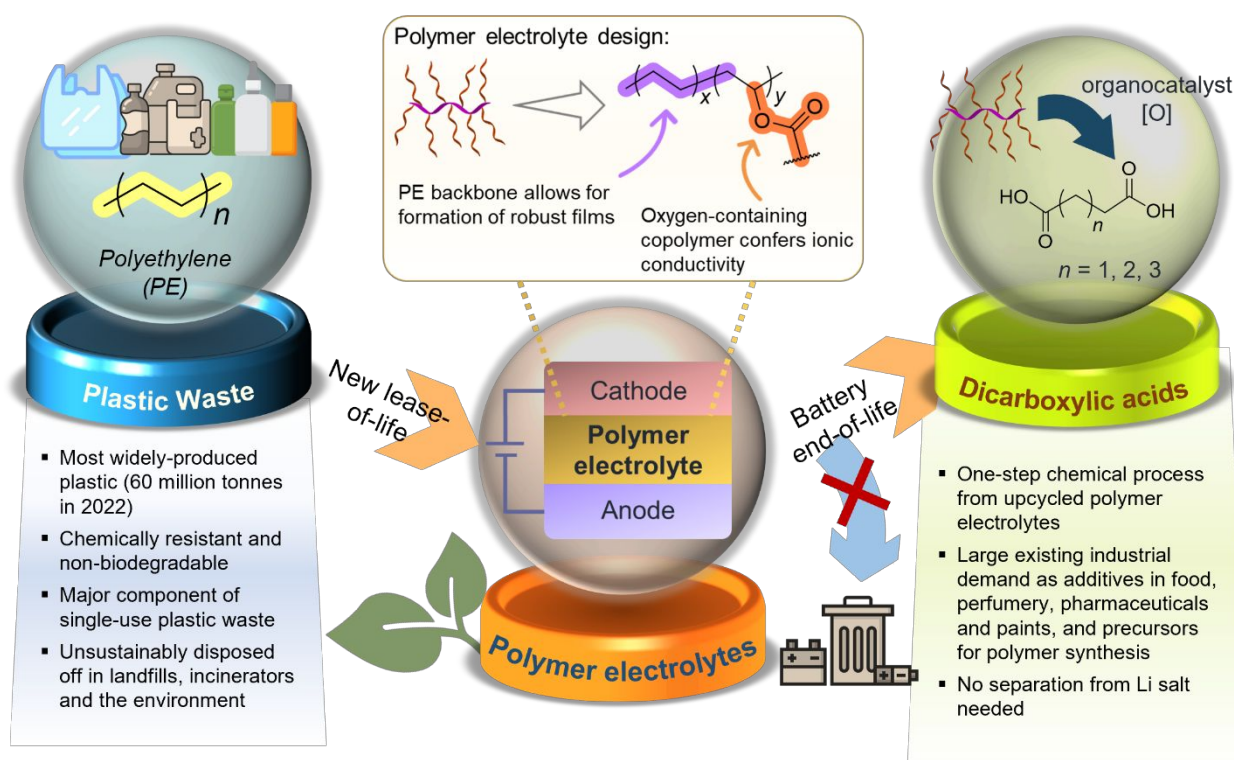


strategies for effective post-usage treatment of polymer electrolyte materials produced from sustainable sources that are also tolerant to different additives (e.g. lithium salt) present in the electrolyte formulation, is of urgent necessity.

Against this backdrop, the exploitation of low-cost, readily available societal waste as alternative feedstock for sustainable electrolyte production is highly desirable. Successful applications of polycarbonates synthesised from CO<sub>2</sub><sup>9</sup> and poly(glycidols) from glycidol – a by-product of epichlorohydrin production<sup>15</sup> – have been reported. Other than these feedstock, plastic waste holds immense potential for upcycling into functional polymers. This exploits and transcends the inherent chemical and physical properties of plastics for more economically-valuable applications,<sup>16-20</sup> whilst simultaneously keeping them in sustainable material loops. Plastics containing cleavable linkages along their polymer backbones, such as bisphenol A polycarbonates<sup>21</sup> and poly(ethylene terephthalate) (PET) polyesters, have been shown to be viable starting materials for polymer electrolytes in working cell prototypes.<sup>22</sup> Notably for the latter, the rigid aromatic segments of PET were essential for achieving mechanically-robust conductive polymer electrolyte films. However, upcycling of plastics containing saturated, chemically-unreactive C–C polymer backbones, which constitute close to 60% of global plastic waste production,<sup>23</sup> has thus far remained elusive.

Herein, we report a proof-of-concept cradle-to-cradle approach where polymer electrolytes produced from low-cost,

abundant polyethylene (PE) plastic, can be converted post-use to aliphatic organic acid feedstock for diverse applications (Figure 1). PE, the most abundant class of waste plastics produced,<sup>23</sup> is post-synthetically chemically modified and upcycled into functional non-polyethylene oxide (PEO)-containing copolymers suitable as both solid and gel polymer electrolytes. To achieve a simple, readily-accessible polymer design from PE, the non-polar PE main chain was grafted covalently with pendant polar polyester segments (PCL<sup>24</sup>/ PLA) to form amphiphatic branched copolymers. Other than potentially facilitating ionic transport,<sup>25, 26</sup> introduction of branching through the pendant polyester segments is expected to suppress polymer crystallisation,<sup>27</sup> forming more amorphous regions that may facilitate ion transport. A prototype coin cell assembled shows promising electrochemical and cycling performance. Furthermore, we demonstrate the possibility of *upcycling* these PE-derived polymer electrolytes into valuable C4–C6 dicarboxylic acids that are useful for applications ranging from pharmaceuticals to chemical precursors, overcoming the difficulties of recycling copolymers which can contaminate recyclates. Notably, this process is unaffected by the significant quantities of LiTFSI present in the polymer electrolyte formulations. The simplicity of our PE-derived polymer electrolyte design, promising performance as a LiB prototype, and post-usage polymer end-of-life upcycling into useful diacids can offer new cradle-to-cradle opportunities for sustainable energy storage materials derived from waste plastics.



**Figure 1.** The cradle-to-cradle concept of upcycling post-use polyethylene to graft copolymers which can be used as polymer electrolytes for energy storage, and thereafter further valorising the end-of-life polymer electrolytes into industrially-relevant dicarboxylic acids.



## Results and Discussion

### Synthesis and Characterisation of PE-derived Polymer Electrolytes

To synthesise our targeted PE-derived polymer electrolytes, the C–H activation of PE to introduce reactive functional groups onto the polymer structure is necessary (Figure 2). In this regard, oxygenated groups such as alcohols are particularly useful, as they can be initiating sites for ring-opening polymerisation (ROP) of cyclic lactones, allowing convenient grafting of polycaprolactone (PCL) as reported by Hartwig,<sup>24</sup> as well as polylactic acid (PLA) segments onto the main PE polymer chain that can facilitate ionic transport.<sup>25</sup> For PE activation, usage of O<sub>2</sub> as an oxidant is preferred<sup>28</sup> as this eliminates the need for organic oxidants which would generate stoichiometric quantities of waste. As a result, *N*-hydroxyphthalimide (NHPI) organocatalysts were chosen for their efficacy in PE oxidation,<sup>29</sup> and to avoid usage of transition metal catalysts which can degrade battery performance if incompletely removed.<sup>30</sup> First introduced by Ishii and coworkers,<sup>31</sup> NHPIs are attractive organocatalysts for the aerobic oxidation of hydrocarbons because of their low-toxicity, high activities under mild conditions,<sup>32</sup> and ease of synthesis using green solvents such as acetic acid.<sup>33, 34</sup> NHPIs are precursors of the phthalimide *N*-oxyl (PINO) radical, which is the key catalytic species responsible for hydrogen abstraction from C–H bonds to promote the O<sub>2</sub>-mediated oxidation process.<sup>35</sup> By varying the substituents on NHPI, which affects the hydrogen abstraction activation energy of the PINO radicals,<sup>36</sup> the extents of activation and selectivity for PE oxidation may also be modulated.

The aerobic oxidation reaction with PE resins was first performed in the presence of 2.5 mol% of Cl<sub>4</sub>-NHPI in 1,2,4-trichlorobenzene (TCB) at 120 °C in air. Product characterisation by <sup>1</sup>H NMR spectroscopy (C<sub>2</sub>D<sub>2</sub>Cl<sub>4</sub>, 80 °C) reveals a signal at  $\delta$  = 2.40 ppm corresponding to  $\alpha$ -protons of carbonyl groups on PE (Figure 2A).<sup>37</sup> Discernible signals at  $\delta$  = 3.92 ppm ( $-\underline{\text{C}}\text{H}-\text{Cl}$ ), 3.61 ppm ( $-\underline{\text{C}}\text{H}-\text{OH}$ ), and 2.32 ppm [ $\text{HO}-\text{C}(\text{O})-\underline{\text{C}}\text{H}_2$ ] also indicate some degree of chloro, alcohol and carboxylic acid functionalisation respectively. Chloro-substitution may be attributed to radical abstraction from the TCB solvent.<sup>38</sup> Based on the relative integration of each of the aforementioned signals to that of the unreacted methylene groups of PE (0.7–1.8 ppm), the total degree of functionalisation (TF) is calculated to be 2.4% of PE's repeating units, with predominant carbonyl selectivity (63%) (Figure S1). The presence of carbonyls is corroborated by <sup>13</sup>C NMR analysis, whereby resonances at  $\delta$  = 211.3 and 42.9 ppm correspond to the carbonyl and  $\alpha$ -methylene carbons respectively (Figure S2). The FTIR spectrum (Figure S3) showed a broad absorption peak at 1714 cm<sup>-1</sup> from the overlapping C=O stretch of ketones and carboxylic acids, and alcohols were discerned by the broad O–H absorption band at 3294 cm<sup>-1</sup> and diagnostic C–O stretch at 1101 cm<sup>-1</sup>. PE functionalisation was further verified by XPS analysis (Figure S4), where peak fitting of the high-resolution C1s and O1s spectra revealed component peaks corresponding to C–O/C–OH, C=O and O–C=O chemical states.<sup>39</sup> High-temperature GPC

analyses (Figures 2B, S5) revealed that some chain scission occurred during PE oxidation, with the termini of the oligomers likely containing carboxylic acid groups. Control experiments (see Section S2.1) revealed that replacing air (21 % O<sub>2</sub>) with a pure O<sub>2</sub> atmosphere gave similar TF with greater extent of chain scission, whilst the absence of Cl<sub>4</sub>-NHPI or O<sub>2</sub> elicited no discernible oxidation. Additionally, the necessity of solvent was demonstrated as very low degrees of functionalisation (TF = 0.3) with poor selectivity resulted when the reaction was repeated with neat molten PE at the same temperature (Figure S6). Compared to 1,1,2,2-tetrachloroethane (TCE),<sup>29</sup> TCB elicited greater selectivity for carbonyl installation on PE at the expense of TF.

A family of NHPI derivatives<sup>33, 34</sup> were then probed to identify the most suitable organocatalyst for PE oxidation (Figure 2B). All catalysts attempted were soluble at 2.5 mol% loading in TCB for PE oxidation. As shown in Figure 2B, carbonyl functionalisation on PE was dominant for most NHPI derivatives, with varying relative proportions of alcohol, acid and chloro groups. Compared to Cl<sub>4</sub>-NHPI, unsubstituted NHPI resulted in lower TF, though only carbonyl and chloro groups were observed by <sup>1</sup>H NMR analysis (Figure S7). For the tetrahalo-substituted NHPIs, the TF seen for Cl<sub>4</sub>-NHPI exceeds that of F<sub>4</sub>-NHPI, which mirrors earlier findings of more electron-deficient PINO radicals being more reactive towards hydrogen abstraction by increasing their NO–H bond dissociation energies.<sup>40</sup> F<sub>4</sub>-NHPI is also notable for giving the highest carbonyl selectivity amongst all organocatalysts tested. Even with a lower solubility of 0.5 mol% in TCB, Br<sub>4</sub>-NHPI could elicit a higher TF of 1.8 compared with F<sub>4</sub>-NHPI, indicative of its high reactivity for PE oxidation. Amongst the different fluorinated-NHPI derivatives, 3-F-NHPI and 3,6-F<sub>2</sub>-NHPI gave the highest TFs. Changing the position of fluorine substitution caused a drastic reduction in TF seen for 4F-NHPI, clearly demonstrating the important influence of positional isomerism on NHPI electronics. Despite different aromatic substituents significantly influencing the rate of PINO radical decay,<sup>41</sup> it is likely that electronic effects on PE hydrogen abstraction dominates, as Cl<sub>4</sub>- and 3-F- substitution give higher TF than their F<sub>4</sub>- and 4-F-counterparts, respectively, despite the former's more rapid decay.<sup>41</sup> Notably, no C–H oxidation was observed in the presence of *N*-hydroxysuccinimide (NHS), TEMPO and hydroxybenzotriazole (HOBt) (Figures S14–16), in spite of their good solubility at 2.5 mol%, showing the necessity of the NHPI motif for appreciable aerobic PE oxidation to occur. High-temperature GPC analyses revealed that generally the more active NHPI catalysts that elicited greater degrees of functionalisation also resulted in more pronounced PE chain scissions.

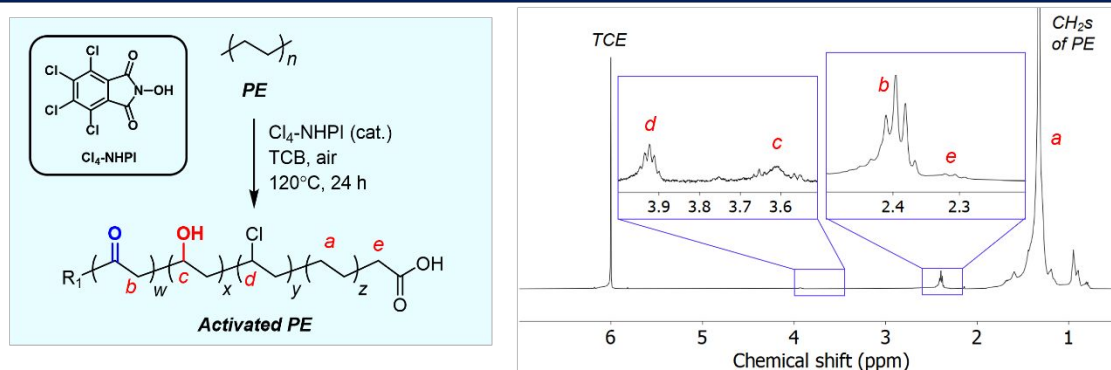
Considering its commercial availability and the ability to achieve one of the highest TFs while inducing lower extent of chain cleavage compared to 3,6-F<sub>2</sub>-NHPI and 3-F-NHPI, Cl<sub>4</sub>-NHPI was chosen as the catalyst of choice. After commercially-available HDPE resins were oxidised with Cl<sub>4</sub>-NHPI, reduction with NaBH<sub>4</sub> afforded PE with predominantly hydroxyl functionalisation. This was subsequently subjected to ring-



opening polymerisation (ROP) with  $\epsilon$ -caprolactone and L-lactide to afford PE-PCL (78 wt% PCL) and PE-PLA (76 wt% PLA) copolymers respectively (Figure 2C, further characterisation in Figure S20). The formation of these polymers was evident from the appearance of the resonances at 4.86 ppm ( $\text{CDCl}_3$ ) for PE-PCL and 4.88 ppm ( $\text{CDCl}_3$ ) for PE-PLA, corresponding to  $\text{C}_\alpha\text{-H}$  on the PE segment bonded directly to the grafted polyesters as previously reported by Hartwig and coworkers (PE-PCL).<sup>24</sup> Additionally, both copolymers were soluble in chloroform,

unlike the hydroxylated PE (PE-OH) precursor.<sup>24</sup> FTIR analysis of the PE-PCL copolymer also showed characteristic absorbance peaks corresponding to PCL which were absent in the PE-OH precursor (Figure S17). It is notable that real-life HDPE waste plastic bags could be similarly oxidised by  $\text{Cl}_4\text{-NHPI}$  under the same reactions to afford predominant carbonyl functionalisation (Figure S22), thereby suggesting the possibility of converting real-life waste PE to functional polymer electrolytes.

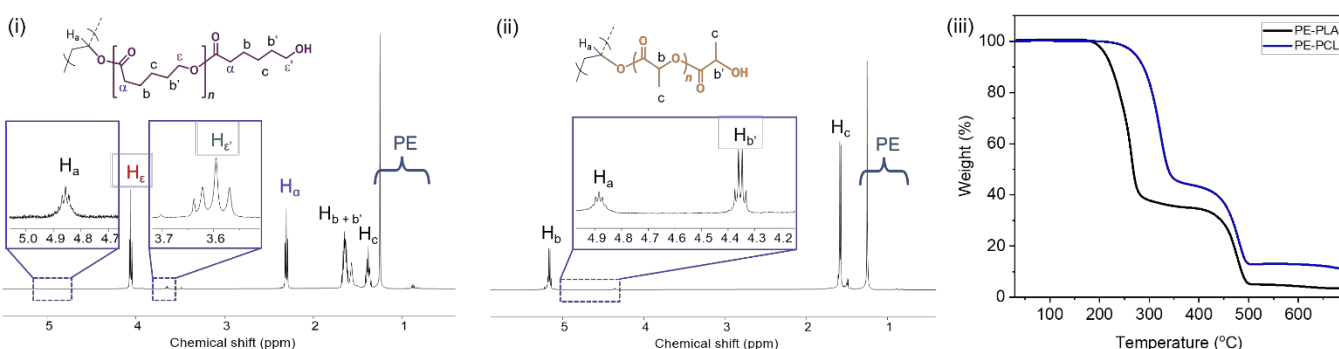
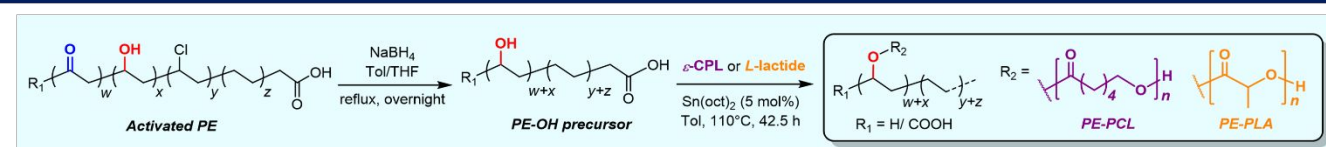
### (A) Oxidative activation of polyethylene



### (B) Effects of organocatalyst structure on PE oxidation

|                 | NHPI                                    | $\text{Cl}_4\text{-NHPI}$              | $\text{F}_4\text{-NHPI}$    | $\text{Br}_4\text{-NHPI}^*$           | $3,6\text{-F}_2\text{-NHPI}$           | $3\text{-F-NHPI}$                      | $4\text{-F-NHPI}$                     | $4\text{-NO}_2\text{-NHPI}$           | Ineffective for oxidation: |
|-----------------|---|--|-----------------------------|---------------------------------------|--|--|---------------------------------------|---------------------------------------|----------------------------|
| TF/ %           | 0.9                                     | 2.4                                    | 1.3                         | 1.8                                   | 2.9                                    | 3.0                                    | 1.3                                   | 0.1                                   | NHS                        |
| $M_n$ / kDa     | 2.48                                    | 2.53                                   | 2.58                        | 2.55                                  | 1.21                                   | 1.06                                   | 2.50                                  | 5.05                                  | TEMPO                      |
| ( $\bar{D}$ )   | (11.2)                                  | (9.7)                                  | (12.9)                      | (6.7)                                 | (6.7)                                  | (7.8)                                  | (10.2)                                | (14.4)                                | HOBT                       |
| $T_m$ / °C      | 92.7                                    | 94.1                                   | 93.8                        | 90.3                                  | 83.3                                   | 82.1                                   | 91.1                                  | 95.2                                  |                            |
| $T_g$ / °C      | 78.7                                    | 78.7                                   | 80.4                        | 74.9                                  | 65.9                                   | 81.5                                   | 76.2                                  | 82.1                                  |                            |
| Distribution/ % | C=O: 51<br>OH: 10<br>COOH: 39<br>Cl: 49 | C=O: 63<br>OH: 10<br>COOH: 9<br>Cl: 18 | C=O: 96<br>OH: 4<br>COOH: 4 | C=O: 45<br>OH: 4<br>COOH: 7<br>Cl: 44 | C=O: 77<br>OH: 9<br>COOH: 14<br>Cl: 14 | C=O: 70<br>OH: 9<br>COOH: 21<br>Cl: 14 | C=O: 64<br>OH: 2<br>COOH: 26<br>Cl: 8 | C=O: 30<br>OH: 1<br>COOH: 70<br>Cl: 1 |                            |

### (C) Synthesis of polymer electrolyte graft copolymers



**Figure 2.** (A)  $\text{Cl}_4\text{-NHPI}$ -catalysed PE aerobic oxidation and  $^1\text{H}$  NMR spectrum ( $\text{TCE-d}_2$ , 80 °C) of the oxidised polymer; (B) Effects of different NHPI-derived organocatalysts on PE oxidation, with TF values determined by  $^1\text{H}$  NMR analyses (Figures S7–16). Values of



$M_n$  and polydispersity ( $\bar{D}$ ) are determined by high-temperature GPC analysis in TCB (Figure S5), with PE starting material having  $M_n = 6870$  and  $\bar{D} = 12.7$ . Melting ( $T_m$ ) and crystallisation temperatures ( $T_c$ ) were determined by DSC analyses (2<sup>nd</sup> heating cycle) with  $T_m$  and  $T_c$  of PE starting material = 94.0 °C and 78.5 °C respectively; (C) Conversion of the activated PE to PE-PCL and PE-PLA graft-copolymers through successive reduction and ring-opening polymerisation, with (i, ii)  $^1\text{H}$  NMR spectra ( $\text{CDCl}_3$ ) and (iii) TGA measurements of the copolymers shown.

The thermal properties of the PE graft-copolymers were then investigated by TGA and DSC analyses. From the TGA measurements, an onset of decomposition above 200 °C was observed for both PE-PCL and PE-PLA (Figure 2C), which was well above typical battery operating temperatures. The first thermal degradation peak, centred around 320 °C and 260 °C for PE-PCL and PE-PLA respectively (based on derivative thermogravimetry, Figure S23), corresponds to decomposition of the polyester segments. In both cases, thermal decomposition of the PE segment only commenced above 400 °C, which was similar to that of the PE-OH precursor (Figure S24). DSC measurements (Figure S25A) revealed two distinct endothermic peaks for PE-PCL centred at 48 °C and 113 °C, which correspond to the melting temperature ( $T_m$ ) of the PCL and PE segments respectively,<sup>24</sup> thereby suggesting the likelihood of microphase separation between both copolymer segments.<sup>42</sup> In contrast, PE-PLA demonstrated greater homogeneity as indicated by its single well-defined  $T_m$  at 108 °C (Figure S25B). Although distinct  $T_g$  values were not observed by DSC measurements for the PE-PCL copolymer, we expect values of <-40 °C based on typical  $T_g$  values of <-50 °C<sup>43</sup> and <-100 °C for PCL and HDPE<sup>44</sup> respectively. Both PE-polyester copolymers were semicrystalline, and their percentages of crystallinity were determined to be 11.7% and 19.6% for PE-PCL and PE-PLA respectively through DSC analyses (Figure S25). Their semicrystalline nature was corroborated through XRD analyses, showing the presence of crystalline peaks arising from both PE and polyester segments (PE-PCL:  $2\theta = 21.2^\circ$  and  $23.5^\circ$  arising from either HDPE<sup>45</sup> or PCL<sup>46</sup>; PE-PLA:  $2\theta = 21.2^\circ$  from HDPE, and  $16.4^\circ$  and  $18.7^\circ$  from PLLA<sup>47</sup>) (Figure S26).

### Performance of Polymer Electrolytes

The applications of the PE-polyester copolymers as solid polymer electrolytes (SPEs) were first investigated. To ensure homogeneity in the resulting SPE films, the polymers were first mixed with appropriate quantities of LiTFSI salt in anhydrous 2-methyltetrahydrofuran, a bioderived green solvent,<sup>48</sup> in an argon-filled glovebox. Removal of the solvent, followed by hot-pressing and drying *in vacuo* afforded the target films which were subjected to ionic conductivity measurements between 20–80 °C (see Section S1 for detailed experimental procedures). Unlike the resulting SPE films of PE-PCL and PE-PLA which were free-standing and easy to handle for ionic conductivity determination, those produced using PCL alone with the same

weight percentage loading of LiTFSI were found to be unsuitable for accurate electrochemical evaluation. Low percentage loadings of PCL: LiTFSI = 12:1 wt/wt% formed highly brittle films which disintegrated easily (Figure S27B). However, doubling the LiTFSI loading (PCL: LiTFSI = 6:1 wt/wt%) resulted in soft and tacky mixtures that could not be formed into films due to the plasticising effect. This highlighted the importance of the PE segment in improving the films' mechanical integrity.

As shown in Figure 3A(i), the ionic conductivities of PE-PCL followed typical Arrhenius-like behaviour, with higher temperatures bringing about greater conductivity. Notably, the conductivities (Table 1) were comparable to SPEs previously reported from upcycled bisphenol A polycarbonates and PET,<sup>21, 22</sup> with higher LiTFSI loadings giving similar ionic conductivities measured (Table 1, entries 1 and 2). In comparison, the ionic conductivity of PE-PLA was found to be at least an order-of-magnitude lower than PE-PCL, even with a higher loading of LiTFSI (entry 3). Similarly, poor ionic conductivity was observed with the PE-OH precursor containing an identical weight loading of LiTFSI (entry 4), showing that the presence of PCL in the PE-PCL copolymer was essential for appreciable ionic conductivity. Indeed, solution phase  $^1\text{H}$  NMR studies of PE-PCL in a saturated 1,1,2,2-tetrachloroethane- $d_2$  (TCE- $d_2$ ) solution of LiTFSI showed downfield perturbations of only the PCL proton resonances and not those of PE, indicating the preferential interaction of  $\text{Li}^+$  with the oxygenated groups of PCL [Figure 3A(ii)]. Consistent with the known plasticising effect of LiTFSI,<sup>49</sup> DSC measurements revealed that its presence reduced the crystallinity of PE-PCL from 11.7% to ~7% (Figure S25). This was further corroborated by XRD measurements of the PE-PCL-LiTFSI film which showed clear peak broadening (Figure S26). Conductivity was likely attributable to ion hopping between ester coordination sites on amorphous PCL phases, with added contributions of enhanced segmental chain motion.<sup>50</sup> Using the Arrhenius equation:

$$\sigma T = \sigma_0 \exp\left(-\frac{E_a}{k_B T}\right)$$

where  $k_B$ ,  $\sigma_0$  and  $T$  represent the Boltzmann's constant, pre-exponential factor and absolute temperature respectively, the activation energy ( $E_a$ ) of ion conduction by PE-PCL was estimated to be 0.49 eV. This is lower than that previously reported for PCL-LiTFSI (0.66 eV),<sup>51</sup> and comparable to PCL-containing composites (~0.47–0.73 eV)<sup>52</sup> as well as PEO-containing systems,<sup>43, 53</sup> indicating that LiTFSI ionic dissociation was not impeded by the PE segment of the copolymer.



**Table 1.** Electrochemical performance of PE-polyesters as solid and gel polymer electrolytes.

| S/N  | Polymer             | Film composition (wt/wt%)                                      | Ionic conductivity at 20 °C (S cm <sup>-1</sup> ) | Ionic conductivity at 60 °C (S cm <sup>-1</sup> ) | E <sub>a</sub> <sup>a</sup> (eV) | R <sup>2b</sup> |
|--|---------------------|--|---|---|----------------------------------|-----------------|
| Performance as solid polymer electrolytes (SPEs) |                     |  |   |   |                                  |                 |
| 1  | PE-PCL              | PCL: LiTFSI = 12:1   | 2.0 × 10 <sup>-6</sup>                            | 1.9 × 10 <sup>-5</sup>                            | 0.49                             | 0.999           |
| 2  | PE-PCL              | PCL: LiTFSI = 6:1  | 1.1 × 10 <sup>-6</sup>                            | 1.6 × 10 <sup>-5</sup>                            | 0.56                             | 0.997           |
| 3  | PE-PLA              | PLA: LiTFSI = 3:1  | <10 <sup>-7</sup>                                 | <10 <sup>-7</sup>                                 | - <sup>c</sup>                   | - <sup>c</sup>  |
| 4  | PE-OH               | Same wt% loading as entry 1                                    | <10 <sup>-7</sup>                                 | <10 <sup>-7</sup>                                 | - <sup>c</sup>                   | - <sup>c</sup>  |
| Performance as gel polymer electrolytes (GPEs)   |                     |  |   |   |                                  |                 |
| 5  | PE-PCL              | [PCL]:[LiTFSI]=12:1<br>22 wt% EMITFSI w.r.t. polymer           | 8.1 × 10 <sup>-6</sup>                            | 6.0 × 10 <sup>-5</sup>                            | 0.44                             | 0.999           |
| 6  | PE-PCL              | [PCL]:[LiTFSI]=12:1<br>42 wt% EMITFSI w.r.t. polymer           | 4.7 × 10 <sup>-5</sup>                            | 2.3 × 10 <sup>-4</sup>                            | 0.35                             | 0.994           |
| 7  | PE-PCL              | [PCL]:[LiTFSI]=6:1<br>40 wt% EMITFSI w.r.t. polymer            | 3.8 × 10 <sup>-5</sup>                            | 1.8 × 10 <sup>-4</sup>                            | 0.34                             | 0.996           |
| 8  | PE-OH               | 50 wt% LITFSI w.r.t. polymer<br>20 wt% EMI-TFSI w.r.t. polymer | 1.1 × 10 <sup>-7</sup>                            | 2.4 × 10 <sup>-7</sup>                            | - <sup>c</sup>                   | - <sup>c</sup>  |
| 9  | PE-PLA <sup>d</sup> | [PLA]:[LiTFSI]=3:1<br>40 wt% EMITFSI w.r.t. polymer            | 2.7 × 10 <sup>-7</sup>                            | 1.2 × 10 <sup>-5</sup>                            | 0.79                             | 0.998           |

<sup>a</sup> Determined from the Arrhenius equation; <sup>b</sup> Goodness-of-fit determined from Figures 3A(i) and 3B(i); <sup>c</sup> Not determined due to low ionic conductivity observed; <sup>d</sup> See Figure S28 for temperature-dependence of ionic conductivity.

Compared with SPEs, GPEs offer improved ionic conductivities by the incorporation of a liquid into the solid polymer matrix without compromising on electrochemical stability and mechanical properties.<sup>54, 55</sup> To investigate the performance of the PE-polyesters as GPEs, the copolymers and LiTFSI were cast into free-standing, non-leaky GPE films containing varying quantities of EMI-TFSI ionic liquid (Figure S27C). Notably, free-standing homogeneous GPE films of PE-PCL containing LiTFSI and EMI-TFSI could be fabricated (Figure 3B-ii). In contrast, a physical blend of PE and PCL (similar molecular weight as that grafted onto PE-PCL) which are not covalently grafted together, together with LiTFSI and EMI-TFSI in the same ratios as that of the PE-PCL copolymer film, could only form a paste under identical fabrication conditions (Figure S27D). This further demonstrates that the PE-PCL copolymer provided superior mechanical properties for film formation, even in the presence of the highly-plasticising EMI-TFSI ionic liquid.

As expected, the presence of EMI-TFSI resulted in increased ionic conductivity of PE-PCL GPEs at identical loadings of LiTFSI (Table 1, entries 1 and 5), which was augmented at higher temperatures [Figure 3B(i)]. Notably, with 22 wt% EMI-TFSI loading, similar E<sub>a</sub> values (via the Arrhenius model) to the SPE were obtained (entry 1). This indicates that ionic conduction was likely still dominated by ion-hopping or polymer chain segmental motion akin to SPEs. However, further increasing the EMI-TFSI loading from 22 wt% to 42 wt% w.r.t. polymer afforded more than an order-of-magnitude enhancement in ionic conductivity, with significant reduction in E<sub>a</sub> (entry 6). These findings suggest that a change in dominant mechanism of ionic conductivity in the presence of sufficient EMI-TFSI loading. This likely involves conduction through the liquid phases percolating the PE-PCL polymer matrix enabled by the micropores (see Figure 3B-iii for SEM image). Doubling the

LiTFSI loading (entry 7) did not result in further enhancement of ionic conductivity or E<sub>a</sub> for ion conduction. Compared to PE-PCL, GPEs formed from the PE-OH precursor and PE-PLA polymer show poorer ionic conductivity (entries 8 and 9). For the latter, analysis of the film cross-section by SEM (Figure S29) showed smaller micropores compared to those of the aforementioned PE-PCL, which possibly result in poorer liquid phase percolation and, thus, poorer ionic conductivity.

Considering the superior performance of the PE-PCL GPE, we first assessed its electrochemical stability to determine its suitability for incorporation into prototype Li-ion cells. Linear sweep voltammetry (LSV) (Li/PE-PCL GPE/stainless steel, 1 mV/s) shows the stability of the GPE within the potential window of up to 4.5 V versus Li/Li<sup>+</sup>, which is well above the upper voltage limit of LiFePO<sub>4</sub> (LFP)-based cells (Figure S30). Additionally, cyclic voltammetry (CV) was performed at a scanning rate of 1 mV/s in the voltage range of -0.5 to 2 V for Li/PE-PCL GPE/SS cell (Figure S31A) and voltage range of 2 to 4 V for Li/PE-PCL GPE/LFP (Figure S31B) at 1 mV/s. The CV plots show the typical Li plating and stripping behaviour on the cathodic and anodic scans with no other major peaks observed. Similarly, the only peaks observed for the LFP-based cells are corresponding to oxidation and reduction peaks of Fe<sup>2+</sup>/Fe<sup>3+</sup>, further confirming the stability of the cell.

Encouraged by these findings, the performance of the Li/PE-PCL GPE/LFP cell was further investigated. Galvanostatic charge-discharge cycles performed between 2.5 and 4 V at 0.1 C (60 °C) showed flat charge and discharge profiles which indicated good electrochemical reversibility [Figure 3(i)]. According to the cycling performance as seen in Figure 3C(ii), the Li/PE-PCL/LFP cell was able to maintain a very high coulombic efficiency of 100% and initial discharge capacity of 160 mAh g<sup>-1</sup>, close to the theoretical capacity of LFP at 170 mAh

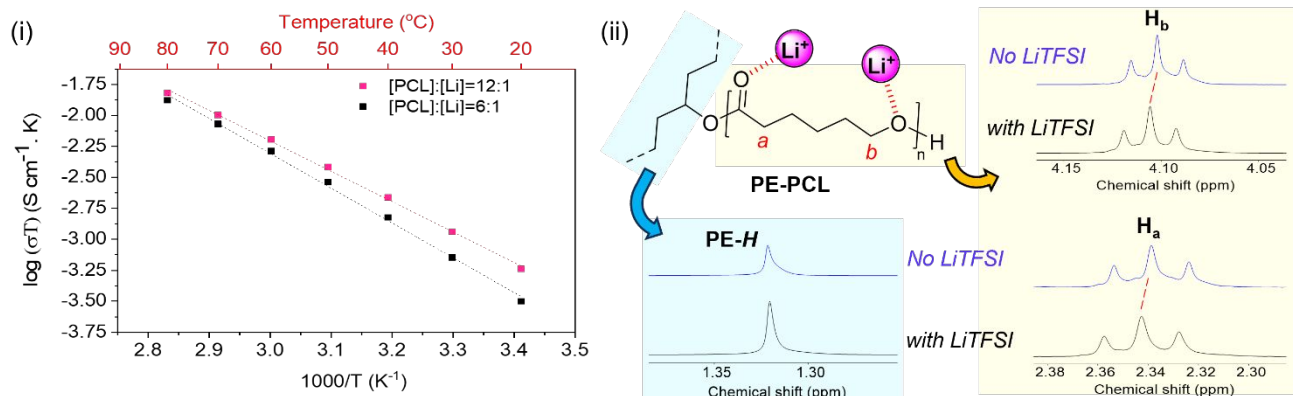


$\text{g}^{-1}$ . The cell maintains its high capacity over 120 cycles, with capacity retention of >80%. Next, the rate capability of the cell was investigated at different currents [Figure 3C(iii)]. As cycling rate was increased from 0.1 to 0.3 C, excellent retention of capacity (2% capacity fade) was observed. Although higher cycling rates resulted in greater decreases of capacity to 60  $\text{mAh g}^{-1}$


at a high rate of 2 C, initial capacity could be recovered when cycling rate returned to 0.1 C. These experiments demonstrated the electrochemical stability of the PE-PCL polymer, and that no significant polymer degradation had occurred through repeated cycling.

DOI: 10.1039/D4TA02179A

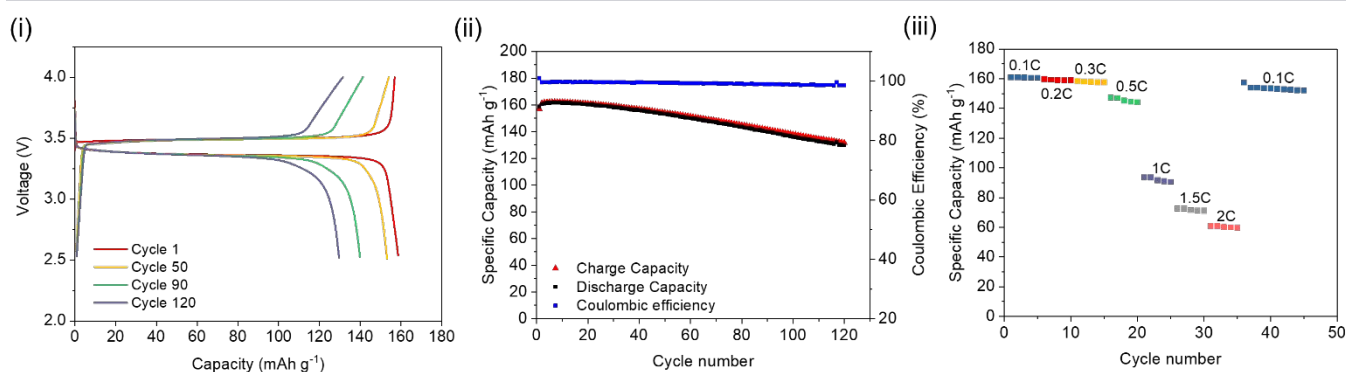
### (A) Performance as Solid Polymer Electrolytes



### (B) Performance as Gel Polymer Electrolytes



### (C) Performance as Prototype Li/PE-PCL GPE/LFP Cells



**Figure 3.** (A)(i) Effects of higher LiTFSI loadings on ionic conductivities of PE-PCL SPEs; (ii) Stacked expanded  $^1\text{H}$  NMR spectra of PE and PCL segments of PE-PCL in  $\text{TCE-}d_2$  (top, without LiTFSI) and in LiTFSI-saturated  $\text{TCE-}d_2$ . (B)(i) Effects of different quantities of LiTFSI and EMITFSI ionic liquid on PE-PCL GPEs at different temperatures; (ii) Photo of a free-standing PE-PCL GPE film; (iii) SEM cross-sectional morphology of PE-PCL GPEs after EMITFSI and LiTFSI removal at 10,000x magnification. (C)(i) Galvanostatic charge-discharge curves of Li/PE-PCL GPE/LFP cell at 60 °C (0.1C); (ii) Cycling performance and coulombic efficiency of Li/PE-PCL GPE/LFP cell over 120 cycles (60 °C, 0.1C); (iii) rate performance of Li/PE-PCL GPE/LFP cell at various discharge rates at 60 °C.



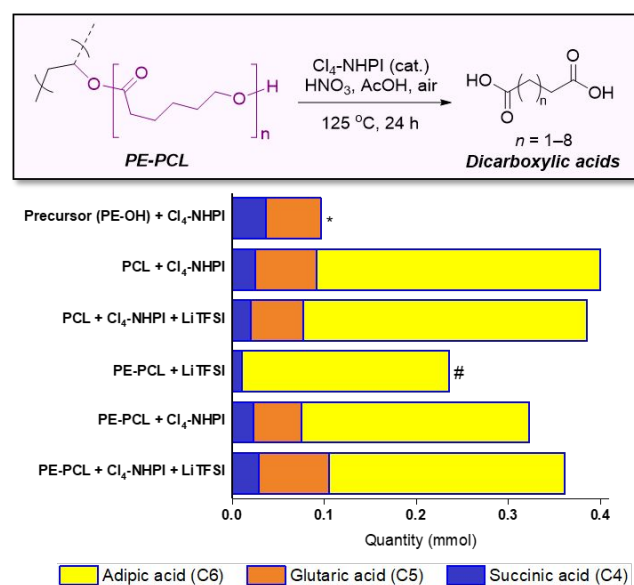


### Chemical Upcycling of End-of-life Electrolyte Materials

With increasing functional applications of polymer electrolyte materials in energy storage devices, treatment of these polymers at their end-of-life is of essence to avoid further contributing to the global problem of plastic waste. The polymer electrolyte recycling process can be further complicated by the presence of additives such as Li salt and liquid phase (for GPEs), which can contaminate waste streams and reduce the quality of recyclates. Although existing polyelectrolyte materials such as polyethylene glycol can be biodegraded,<sup>56</sup> composite and copolymeric electrolyte materials can pose challenges for recycling and upcycling. For instance, inherent differences in reactivity between different copolymer segments often render a recycling/ upcycling process suitable for one segment unsuitable for another. For the PE-PCL copolymer used herein, while the PCL segment can be chemically recycled through catalytic reformation of the  $\epsilon$ -caprolactone monomer,<sup>57</sup> the PE segment will be chemically unaffected in this process. To circumvent this problem, we designed an oxidation process capable of upcycling both PE and PCL segments at the same time, whilst being tolerant to additives such as LiTFSI. This enables the formulated polymer electrolytes (e.g. as SPEs) to be directly used for oxidative upcycling without additional pretreatment.

Building on our successes in utilising *N*-hydroxyl organocatalysts for oxidative conversion of polystyrene to benzoic acids,<sup>34</sup> PE-PCL was reacted with HNO<sub>3</sub> in the presence of Cl<sub>4</sub>-NHPI catalyst in the green solvent, acetic acid, for 24 hours. Under such conditions, N-oxy radicals can be generated from the Cl<sub>4</sub>-NHPI precursor, which can abstract hydrogen atoms from the PE-PCL polymer.<sup>34</sup> The resulting radicals can combine with O<sub>2</sub> or nitrogen-containing species from HNO<sub>3</sub> decomposition to form oxo-radicals on the polymer chain, ultimately propagating chain scission to form dicarboxylic acids. While a range of dicarboxylic acids were formed during the oxidation, possessing chain lengths between C4–C11 determined via ESI-MS analysis (Figures S31 and S32), analysis of the product mixture by <sup>1</sup>H NMR gave unequivocal evidence of succinic (C4), glutaric (C5) and adipic acid (C6) as the main products formed (Figure S30). Figure 4 shows the amounts of each acid formed with different combinations of polymers and reagents, determined through quantitative <sup>1</sup>H NMR analysis with 1,2-dichloroethane as internal standard. By itself, Cl<sub>4</sub>-NHPI-catalysed oxidation of PE-OH afforded glutaric acid as the main product, with smaller quantities of succinic and adipic acid formed. This preference for C4 and C5 products can be expected as depolymerisation likely occurs through a zip depolymerisation reaction involving cyclic transition states via backbiting mechanisms.<sup>58</sup> Under identical catalysed conditions, PCL produces mainly adipic acid, likely from tandem acid hydrolysis of the polyester followed by oxidation in situ. Under these conditions, shorter-chain succinic and glutaric acid were also formed, possibly via decarboxylation to form terminal alkyl radicals which could undergo further oxidation.<sup>59</sup> Similar product distributions were observed when the PCL oxidation

reaction was repeated in the presence of 15 wt% LiTFSI. For the PE-PCL copolymers, the absence of Cl<sub>4</sub>-NHPI in the reaction led to mainly adipic acid formation. However, addition of Cl<sub>4</sub>-NHPI resulted in production of succinic and glutaric acid, reflective of the catalyst's ability to enhance oxidation efficacy.<sup>34</sup> The importance of the Cl<sub>4</sub>-NHPI catalyst was also apparent when solids could still be observed in the catalyst-free reaction after 24 h. These solids, as shown by <sup>1</sup>H NMR analysis (Figure S33), were found to be mainly unreacted PE fragments. This indicates that only the PCL segment could be broken down in the absence of catalyst. In contrast, the catalyst's presence led to formation of clear homogeneous solutions after 24 h, which demonstrates that PE oxidative degradation had occurred. Although addition of LiTFSI afforded slightly higher yields of glutaric and adipic acid, the differences are small despite the greater stoichiometric excess of LiTFSI compared to the catalyst, suggesting only minor influences on reactivity. Indeed, these short-chain dicarboxylic acids are important industrially as they are used as intermediates for production of pharmaceuticals, adhesives, coatings, food additives, polymers such as Nylon-6,6 from adipic acid, amongst others, with multi-billion-dollar immediate addressable markets expected to undergo rapid growth.<sup>60-62</sup>



**Figure 4.** Different quantities of succinic, glutaric and adipic acid formed from oxidative upcycling of PE-PCL, PE-OH and PCL catalysed by Cl<sub>4</sub>-NHPI with or without LiTFSI. (\* although adipic acid could be detected by ESI-MS, it was not present in sufficient quantities in the <sup>1</sup>H NMR spectrum of the PE-OH oxidation reaction for accurate quantification; # solids, mainly PE, remained at the end of the reaction, hence the products are primarily from degradation of the PCL segment).

### Conclusions and Outlook



In conclusion, we have demonstrated a cradle-to-cradle approach for upcycling polyethylene into PE-polyester polymer electrolytes, which can serve as feedstock for production of industrially-relevant C4–C6 short-chain dicarboxylic acids after their end-of-life. Cl<sub>4</sub>-NHPI served as a convenient multi-purpose organocatalyst capable of first activating the unreactive PE polymer by installing reactive oxygenated groups on it, as well as for subsequent oxidation of PE-PCL polymer electrolytes to diacids. SPEs and GPEs formulated using the PE-PCL copolymer showed superior ionic conductivities compared with the analogous PE-PLA copolymer. Both PE and PCL components played synergistic roles which contributed to its success as an electrolyte material: while the PCL segment was necessary for ionic conductivity, the PE segment enhances film-forming ability which enabled formulations of self-standing, convenient-to-handle conductive films, despite some extent of oxidative PE chain cleavage resulting during PE functionalisation. Prototype Li/PE-PCL GPE/LFP cells showed excellent cycling performance, maintaining high electrochemical reversibility and stability throughout the cycling duration. Thereafter, oxidative upcycling of PE-PCL SPEs formed diacids from both copolymer segments simultaneously with greater selectivity for adipic acid and good tolerance for LiTFSI additives present in the SPE sample.

The repurposing of low-value, high-volume waste plastics into polymer electrolyte materials is an emerging strategy for production of sustainable energy storage materials. For plastics upcycling to be economically feasible, the demand of the product should be sufficiently large and commensurate with the scale of plastics production. In this regard, the rapidly growing global demand for polymer electrolytes may offer a substantial market for upcycled PE-based electrolyte materials. As feedstock, sizeable streams of post-industrial PE waste from manufacturing processes may be plausible feedstocks, due to their well-defined compositions and high purity.<sup>63</sup> This contrasts with municipal PE waste which are often heavily contaminated, thus necessitating extensive sorting and cleaning before they can be suitable for chemical upcycling. Although the TCB solvent is used for PE oxidative activation, this is unavoidable due to excellent solvent resistance of PE, as well as the higher degrees of functionalisation achievable in TCB than in the absence of solvents. Nonetheless, TCB can conceivably be recovered and reused after the reaction, and can be possibly replaced by less hazardous bio-derived alternatives<sup>17</sup> in future developments. With regards to the post-use fates of polymer electrolytes, our upcycling approach complements alternative strategies such as usage of dynamic covalent polymers which can extend the useful lifespan of these polymers by enabling repeated recyclability and reprocessibility.<sup>64</sup> Despite this, inevitable material degradation by electrochemical processes through long-duration usage may ultimately compromise on recyclability.<sup>3</sup> Our strategy of transforming the used polymer electrolytes into small molecule diacids, on the other hand, offers new opportunities to keep the products from the waste polymers in a circular materials economy for wholly different applications. Indeed, such a cradle-to-cradle upcycling approach will also be applicable to other polymeric materials from functional plastic upcycling at their end-of-lives, including

antimicrobials, polymer coatings, and construction and packaging materials.<sup>65</sup> DOI: 10.1039/D4TA02178A

## Conflicts of interest

J.Y.Q. Teo, M.Y. Tan, D.W.H. Fam and J.Y.C. Lim are listed as inventors on a patent application based on the results presented herein. The other authors have no conflicts to declare.

## Acknowledgements

Dr Debbie Seng is acknowledged for valuable assistance with XPS analysis. J.Y.C. Lim is grateful to the NRF Fellowship (Award number: NRF-NRFF15-2023-0007) for generous financial support; D.W.H. Fam acknowledges the AME Programmatic Grant (grant number A20H3b0140) on structural power for portable and electrified transportation.

## Notes and references

1. B. Ramasubramanian, M. V. Reddy, K. Zaghbi, M. Armand and S. Ramakrishna, *Nanomaterials*, 2021, **11**.
2. X.-Q. Xu, X.-B. Cheng, F.-N. Jiang, S.-J. Yang, D. Ren, P. Shi, H. Hsu, H. Yuan, J.-Q. Huang, M. Ouyang and Q. Zhang, *SusMat*, 2022, **2**, 435-444.
3. M. Ahuis, S. Doose, D. Vogt, P. Michalowski, S. Zellmer and A. Kwade, *Nat. Energy*, 2024, DOI: 10.1038/s41560-024-01463-4.
4. X. Judez, G. G. Eshetu, C. Li, L. M. Rodriguez-Martinez, H. Zhang and M. Armand, *Joule*, 2018, **2**, 2208-2224.
5. J. C. Barbosa, R. Gonçalves, C. M. Costa and S. Lanceros-Méndez, *ACS Omega*, 2022, **7**, 14457-14464.
6. M. Y. Tan, D. Safanama, S. S. Goh, J. Y. C. Lim, C.-H. Lee, J. C. C. Yeo, W. Thitsartarn, M. Srinivasan and D. W. H. Fam, *Chem Asian J.*, 2022, **17**, e202200784.
7. W. Gu, F. Li, T. Liu, S. Gong, Q. Gao, J. Li and Z. Fang, *Adv. Sci.*, 2022, **9**, 2103623.
8. R. Zhang, X. Shi, O. C. Esan and L. An, *Global Challenges*, 2022, **6**, 2200050.
9. H. Yeo, G. L. Gregory, H. Gao, K. Yiamsawat, G. J. Rees, T. McGuire, M. Pasta, P. G. Bruce and C. K. Williams, *Chem. Sci.*, 2024, **15**, 2371-2379.
10. Z. J. Baum, R. E. Bird, X. Yu and J. Ma, *ACS Energy Lett.*, 2022, **7**, 712-719.
11. J. Hu, Z. Wang, Y. Si, C. Hong, C. Zhao, Y. Xing, W. Ling, Y. Wang, L. Feng and W. Feng, *J. Mater. Chem. A*, 2023, **11**, 878-890.
12. M. Rayung, M. M. Aung, S. C. Azhar, L. C. Abdullah, M. S. Su'ait, A. Ahmad and S. N. Jamil, *Materials*, 2020, **13**.
13. R. T. Abdulwahid, S. B. Aziz and M. F. Z. Kadir, *Mater. Today Sustain.*, 2023, **23**, 100472.
14. A. Dorigato, *Adv. Ind. Eng. Polym. Res.*, 2021, **4**, 53-69.
15. G. Piana, M. Ricciardi, F. Bella, R. Cucciniello, A. Proto and C. Gerbaldi, *Chem. Eng. J.*, 2020, **382**, 122934.
16. C. Jehanno, J. W. Alty, M. Roosen, S. De Meester, A. P. Dove, E. Y. X. Chen, F. A. Leibfarth and H. Sardon, *Nature*, 2022, **603**, 803-814.



17. B.-N. T. Nguyen and J. Y. C. Lim, *Trends in Chemistry*, 2024, **6**, 100-114.
18. J. Y. Q. Teo, A. Ong, T. T. Y. Tan, X. Li, X. J. Loh and J. Y. C. Lim, *Green Chem*, 2022, **24**, 6086-6099.
19. J. B. Williamson, S. E. Lewis, R. R. Johnson Iii, I. M. Manning and F. A. Leibfarth, *Angew. Chem. Int. Ed.*, 2019, **58**, 8654-8668.
20. N. R. Ciccía, J. X. Shi, S. Pal, M. Hua, K. G. Malollari, C. Lizandara-Pueyo, E. Risto, M. Ernst, B. A. Helms, P. B. Messersmith and J. F. Hartwig, *Science*, 2023, **381**, 1433-1440.
21. K. Saito, C. Jehanno, L. Meabe, J. L. Olmedo-Martínez, D. Mecerreyes, K. Fukushima and H. Sardon, *J. Mater. Chem. A*, 2020, **8**, 13921-13926.
22. M. Y. Tan, L. Goh, D. Safanama, W. W. Loh, N. Ding, S. W. Chien, S. S. Goh, W. Thitsartarn, J. Y. C. Lim and D. W. H. Fam, *J Mat Chem A*, 2022, **10**, 24468-24474.
23. R. Geyer, J. R. Jambeck and K. L. Law, *Sci. Adv.*, 2017, **3**, e1700782.
24. A. Bunescu, S. Lee, Q. Li and J. F. Hartwig, *ACS Central Science*, 2017, **3**, 895-903.
25. J. Lopez, D. G. Mackanic, Y. Cui and Z. Bao, *Nat. Rev. Mater.*, 2019, **4**, 312-330.
26. L. Meabe, S. R. Peña, M. Martínez-Ibañez, Y. Zhang, E. Lobato, H. Manzano, M. Armand, J. Carrasco and H. Zhang, *J. Phys. Chem. C*, 2020, **124**, 17981-17991.
27. D. Li, L. Zhou, X. Wang, L. He and X. Yang, *Journal*, 2019, **12**.
28. J. Y. Q. Teo, C. W. S. Yeung, T. T. Y. Tan, W. W. Loh, X. J. Loh and J. Y. C. Lim, *Green Chem*, 2022, **24**, 6287-6294.
29. C. W. S. Yeung, M. H. Periyah, J. Y. Q. Teo, E. T. L. Goh, P. L. Chee, W. W. Loh, X. J. Loh, R. Lakshminarayanan and J. Y. C. Lim, *Macromolecules*, 2023, **56**, 815-823.
30. Y. K. Lee, *J. Power Sources*, 2021, **484**, 229270.
31. Y. Ishii, K. Nakayama, M. Takeno, S. Sakaguchi, T. Iwahama and Y. Nishiyama, *J. Org. Chem.*, 1995, **60**, 3934-3935.
32. L. Melone and C. Punta, *Beilstein J. Org. Chem.*, 2013, **9**, 1296-1310.
33. Q. Zhang, C. Chen, J. Xu, F. Wang, J. Gao and C. Xia, *Adv. Synth. Catal.*, 2011, **353**, 226-230.
34. A. Ong, J. Y. Q. Teo, Z. Feng, T. T. Y. Tan and J. Y. C. Lim, *ACS Sustainable Chem. Eng.*, 2023, **11**, 12514-12522.
35. F. Recupero and C. Punta, *Chem. Rev.*, 2007, **107**, 3800-3842.
36. Y. Sun, W. Zhang, X. Hu and H. Li, *J. Phys. Chem. B*, 2010, **114**, 8032-8032.
37. L. Chen, K. G. Malollari, A. Uliana, D. Sanchez, P. B. Messersmith and J. F. Hartwig, *Chem*, 2021, **7**, 137-145.
38. A. Bunescu, S. Lee, Q. Li and J. F. Hartwig, *ACS Cent. Sci.*, 2017, **3**, 895-903.
39. T. K. Glaser, O. Plohl, A. Vesel, U. Ajdnik, N. P. Ulrih, M. K. Hrnčič, U. Bren and L. Fras Zemljič, *Mater.*, 2019, **12**, 2118.
40. C. Annunziatini, M. F. Gerini, O. Lanzalunga and M. Lucarini, *J. Org. Chem.*, 2004, **69**, 3431-3438.
41. O. Kushch, I. Hordieieva, K. Novikova, Y. Litvinov, M. Kompanets, A. Shendrik and I. Opeida, *J. Org. Chem.*, 2020, **85**, 7112-7124.
42. E.-S. Park, M.-N. Kim and J.-S. Yoon, *J. Polym. Sci. B Polym. Phys.*, 2002, **40**, 2561-2569.
43. C. Sångeland, G. Hernández, D. Brandell, R. Younesi, M. Hahlin and J. Mindemark, *ACS Appl Mater Interfaces*, 2022, **14**, 28716-28728.
44. MP, Tg, and Structure of Common Polymers, [https://resources.perkinelmer.com/corporate/cmsresources/images/44-74863tch\\_mptgandstructureofcommonpolymers.pdf](https://resources.perkinelmer.com/corporate/cmsresources/images/44-74863tch_mptgandstructureofcommonpolymers.pdf), (accessed 20 Mar 2024, 2024).
45. G. Madhu, H. Bhunia, P. K. Bajpai and V. Chaudhary, *J. Polym. Eng.*, 2014, **34**, 813-821.
46. R. Longo, M. Catauro, A. Sorrentino and L. Guadagno, *J Therm Anal Calorim*, 2022, **147**, 5391-5399.
47. K. Tashiro, N. Kouno, H. Wang and H. Tsuji, *Macromolecules*, 2017, **50**, 8048-8065.
48. H. H. Khoo, L. L. Wong, J. Tan, V. Isoni and P. Sharratt, *Resources, Conservation and Recycling*, 2015, **95**, 174-182.
49. Y. Cui, J. Zhang, P. Wang, X. Zhang, J. Zheng, Q. Sun, J. Feng and Y. Zhu, *Electrochimica Acta*, 2012, **74**, 194-200.
50. S. B. Aziz, T. J. Woo, M. F. Z. Kadir and H. M. Ahmed, *J. Sci.: Adv. Mater. Devices*, 2018, **3**, 1-17.
51. H. Xu, Q. Zhu, Y. Zhao, Z. Du, B. Li and S. Yang, *Adv. Mater.*, 2023, **35**, 2212111.
52. H. Tang, M. Zhu, J. Wang, T. Liu, H. He, S. Chen and X. Yao, *Next Mater*, 2024, **4**, 100173.
53. R. Bakar, S. Darvishi, T. Li, M. Han, U. Aydemir, S. Nizamoglu, K. Hong and E. Senses, *ACS Appl Polym Mater.*, 2022, **4**, 179-190.
54. J. Y. Song, Y. Y. Wang and C. C. Wan, *J. Power Sources*, 1999, **77**, 183-197.
55. J. Castillo, A. Santiago, X. Judez, I. Garbayo, J. A. Coca Clemente, M. C. Morant-Miñana, A. Villaverde, J. A. González-Marcos, H. Zhang, M. Armand and C. Li, *Chem. Mater.*, 2021, **33**, 8812-8821.
56. F. Kawai, in *Biopolymers Online*, 2005, DOI: <https://doi.org/10.1002/3527600035.bpol9012>.
57. J. Su, G. Xu, B. Dong, R. Yang, H. Sun and Q. Wang, *Polym Chem*, 2022, **13**, 5897-5904.
58. E. Bäckström, K. Odelius and M. Hakkarainen, *Ind. Eng. Chem. Res.*, 2017, **56**, 14814-14821.
59. M. Gardette, A. Perthue, J.-L. Gardette, T. Janecska, E. Földes, B. Pukánszky and S. Therias, *Polym. Degrad. Stab.*, 2013, **98**, 2383-2390.
60. R. K. Saxena, S. Saran, J. Isar and R. Kaushik, in *Current Developments in Biotechnology and Bioengineering*, eds. A. Pandey, S. Negi and C. R. Soccol, Elsevier, 2017, DOI: <https://doi.org/10.1016/B978-0-444-63662-1.00027-0>, pp. 601-630.
61. Glutaric acid market, <https://www.futuremarketinsights.com/reports/glutaric-acid-during-market>, (accessed 21 Mar 2024, 2024).
62. Adipic Acid Market, by Application (Nylon 6,6 Fiber, Nylon 6,6 Resin, Polyurethanes, and Adipate Esters), by End-use Industry (Automotive, Electrical & Electronics, Home Appliances, Textiles, and FMCG), and by Region (North America, Latin America, Asia Pacific, Europe, and Middle East & Africa) - Size, Share, Outlook, and Opportunity Analysis, 2022 - 2030, <https://www.coherentmarketinsights.com/market-insight/adipic-acid-market-318>, (accessed 21 Mar 2024, 2024).
63. K. Kleinhans, R. Demets, J. Dewulf, K. Ragaert and S. De Meester, *Curr. Opin. Chem. Eng.*, 2021, **32**, 100680.
64. Y. Lin, Y. Chen, Z. Yu, Z. Huang, J.-C. Lai, J. B. H. Tok, Y. Cui and Z. Bao, *Chem. Mater.*, 2022, **34**, 2393-2399.



65. O. Guselnikova, O. Semyonov, E. Sviridova, R. Gulyaev, A. Gorbunova, D. Kogolev, A. Trelin, Y. Yamauchi, R. Boukherroub and P. Postnikov, *Chem. Soc. Rev.*, 2023, **52**, 4755-4832.

View Article Online  
DOI: 10.1039/D4TA02178A



## **Data availability statement**

View Article Online  
DOI: 10.1039/D4TA02178A

The data supporting this article have been included as part of the Supplementary Information.

